

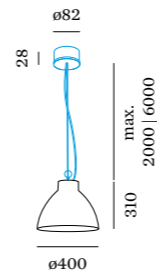


BISHOP

CEILING SUSPENDED



reddot award 2015
honourable mention



4.0

E27 max. 25W | 220-240VAC
50-60Hz | composite | wet painted

1.08kg IP20 0.3

shade only

	CODE
	218100W0
	218100D0
	218100K0

OPTIONAL

A60 LED E27 6W | phase-cut dim

	CODE
2200K 315lm	9003E109
2700K 500lm	9003E138

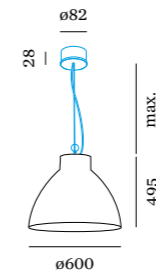
G95 LED E27 6W | phase-cut dim

	CODE
2200K 450lm	9003E111

G95 LED E27 12W opal | phase-cut dim

	CODE
2700K 1000lm	9003E154

more lamps and specs on page 730



6.0

E27 max. 25W | 220-240VAC
50-60Hz | composite | wet painted

2.62kg IP20 0.3

shade only

	CODE
	218200W0
	218200D0
	218200K0

OPTIONAL

A60 LED E27 6W | phase-cut dim

	CODE
2200K 315lm	9003E109
2700K 500lm	9003E138


G95 LED E27 6W | phase-cut dim

	CODE
2200K 450lm	9003E111

G95 LED E27 12W opal | phase-cut dim

	CODE
2700K 1000lm	9003E154

more lamps and specs on page 730



8.0

E27 max. 25W | 220-240VAC
50-60Hz | composite | wet painted

5.70kg IP20 0.3

shade only

	CODE
	218300W0
	218300D0
	218300K0

OPTIONAL

A60 LED E27 6W | phase-cut dim

	CODE
2200K 315lm	9003E109
2700K 500lm	9003E138

G95 LED E27 6W | phase-cut dim

	CODE
2200K 450lm	9003E111

G95 LED E27 12W opal | phase-cut dim

	CODE
2700K 1000lm	9003E154

more lamps and specs on page 730



ALWAYS USE

4.0 | 6.0

cable suspension set | 2.0m cable

	CODE
	90015120
	90015138
	90015134
	90015119

8.0

cable suspension set | 2.0m cable

	CODE
	90015123
	90015139
	90015135
	90015122

6.0m suspension set on page 740