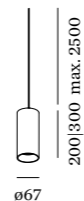

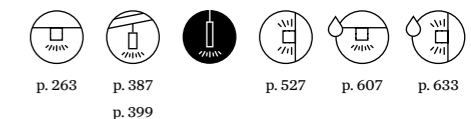




RAY

CEILING SUSPENDED



2.0 | 3.0 LED

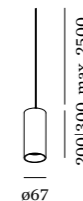
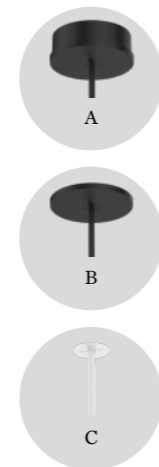
LED 6W | 220-240VAC | 50-60Hz
COB 3-step | incl. PS | phase-cut dim
aluminium powder coated
brushed

0.62 | 0.76kg | IP20 | 0.3°D | A 36°

2.0	CODE
200mm	217164W_
	217164L_
	217164G_
	217164P_
	217164B_

3.0	CODE
300mm	217264W_
	217264L_
	217264G_
	217264P_
	217264B_

LIGHT COLOUR	LUMEN CRI	CODE
2700K	420 >90	3
3000K	440 >90	5
1800-2850K	360 >95	9



2.0 | 3.0 PAR16

PAR16 max. 12W | GU10
100-240VAC | 50-60Hz
aluminium powder coated
brushed

0.54 | 0.68kg | IP20 | 0.3°D

2.0	CODE
200mm	217120W0
	217120L0
	217120G0
	217120P0
	217120B0

3.0	CODE
300mm	217220W0
	217220L0
	217220G0
	217220P0
	217220B0

OPTIONAL

PAR16 LED GU10 7W | phase-cut dim
CODE
2700K | white 901228W2
2700K | black 901228B3
3000K | white 901228W4
3000K | black 901228B5
more lamps and specs on page 729

ALWAYS USE

A | Single suspension
ceiling base round

CODE
90052022
90052021

B | Single ceiling base semi recessed

CODE
90052026
90052027

C | Invisible ceiling suspension
plasterkit | system - with fixation
and adjustment

CODE
90015196
90015195

multi suspension options on page 480

white luminaires come with a white
cable; other colours are standard with
black cable

alternative colour combinations on
request