NEMO

LAMP CONCEPT
LIGHTING



NEMO

"Nemo emerges as an outsider with its unique collection from outstanding architects of the 20th century (Le Corbusier, Mario Bellini, etc...) and today's designers, each determined to bring the poetry and technique of their own time, as exemplified by the Bird lamp of Bernhard Osann."

Marie Godfrain, Le Monde

04
EDITORIAL

46
CONTEMPORARY

302
MASTERS



Fondation Le Corbusier

Maison La Roche, Paris

LAMP CONCEPT



LAMP CONCEPT

Conversation with Brigitte Bouvier, Director of the Fondation Le Corbusier.

The Le Corbusier Foundation, created in 1968 in Paris, was born and implemented down to its smallest detail by the great French architect of the twentieth century, Le Corbu, as he signed himself and was affectionately referred to by his admirers. Aware of the need to preserve his work and protect it from being wrongfully scattered, for more than half a century the Foundation continues to disseminate the work as well as to preserve the rich materials in his possession, which includes most of his original drawings, studies and projects, a collection of works of art, and written and photographic archives. Also protected by the Foundation are Le Corbusier's architectures, including the seventeen additions to the UNESCO World Heritage Site, as a «testimony to the invention of a new architectural language that marked a break with the past.

This conversation took place in early 2023 between Brigitte Bouvier and Federico Palazzari, CEO of NEMO Lighting.

Q We note a constant development of the Foundation's international activity. How has your international professional experience in the French cultural service contributed to this evolution?

A Le Corbusier is the first «globalized» architect, that is, he traveled and gave lectures all over the world to convince of his ideas. He also welcomed in his studio young architects who revolutionized the architecture of their country, DOSHI in India, KIM CHUNG UP in Korea, MAEKAWA in Japan. The 17 works inscribed on the UNESCO World Heritage List since 2016 include 7 countries, so it is not surprising that the Foundation's international activity is so rich and lively.
In my career within the French cultural network internationally, I learned to work in very different cultural contexts and developed the taste to create partnerships with cultural institutions, local actors to develop artistic or academic exchanges between France and the countries where I worked (USA, Morocco and Poland).
At the Le Corbusier Foundation, I found this dynamic of partnerships and collaborations, for example, with the City of Chandigarh on restoration issues, with the American artists, Gerard and Kelly, for danced performances in the architecture of Le Corbusier, or with Japan for the safeguarding of the Floating Asylum, a barge built by Le Corbusier to welcome the homeless after the flood of 2018. This year the Suzhou Biennale of Design and Architecture in partnership with the Foundation is organizing an architectural competition on Le Corbusier's shed as a model of minimal and sustainable housing. This influence of LC's work internationally is also the result of partnerships developed in recent years.



Maison La Roche-Jeanneret, 1924, Rue Doctor Blanche, Paris.
Projecteur 365 pendant, whitesand finish.



Escargot at La Luce Exhibition in Geneva, 2015

Q The Maison La Roche, headquarters of the Foundation, has become in recent years a must-see destination for architecture lovers passing through Paris.
During the visit, it happens to meet great architects, important designers, writers, actors. What was the recipe for achieving this consolidated and unique position in such a short time?

A No recipe, except the genius of Le Corbusier can be a more effective communication and diversification of our partnerships and actions beyond the world of architecture.

Q Your many international activities are having a significant impact on emerging markets, particularly in Asia. The cultural role of the Foundation goes beyond Le Corbusier's message and, in fact, transfers a set of values and experiences in a global way. What kind of interest do you see in these initiatives?

A The mission of the Foundation, which Le Corbusier created during his lifetime, is to preserve, make known and transmit a work that has revolutionized the discipline and architectural practice. Today we can see its ability to bring together across borders, its universal and profoundly humanist value. LC's work and research find an echo that can be amplified after the COVID crisis that has made us rediscover our interiors.
In 1925, when he imagined the Pavillon de l'Esprit Nouveau, LC was already anticipating current expectations for architecture: more greenery, more outdoor space, more comfort for the development of each and to live better together.
The relationship with nature and ecological awareness were at the heart of his work.
In a 1961 lecture at the Faculty of Medicine in Paris, he said:

«*Urban planning is a word that is wrong because it does not concern itself only with the city; we all have to take care of something else, the Earth itself!*»

Q When it comes to Le Corbusier's lighting programs, the partnership with Nemo has indeed revealed to the world projects that have remained hidden for many years and immediately became icons.
What is the functional recipe for a research and product development activity between the Foundation and Nemo?

A Nemo contributes to the Foundation's missions: to make known and transmit aspects of Le Corbusier's work, such as the creation of lighting and lighting systems for architecture. Le Corbusier liked to say that:

«*Architecture is the correct and magnificent clever play of volumes assembled under the light.*»

It is therefore not surprising that he also designed lighting for our interiors as well as for public space as in Chandigarh.
Our partnership with Nemo is based on trust, a shared love for innovation and research, and also the desire to share the beauty of form and design. Our collaboration is also based on the desire to transmit the history of objects that remain as faithful as possible to the first prototypes imagined by Le Corbusier.



Le Corbusier at his Paris rue N.C. apartment
© ph. Robert Doisneau - FLC/ADAGP.

The heritage dimension is as important as the innovation dimension for works that remain timeless.

Q The Le Corbusier Foundation is unique in the world of architecture and in the context of institutions that are intended to transmit and perpetuate a certain type of values.
It is an organization of French law, whose corporate purpose and operating rules were dictated by Le Corbusier himself.
In this context, how do you see the development of the Foundation and what do you hope in general for the institutions that deal with the conservation and dissemination in the world of architecture and design?

A During his lifetime, Le Corbusier created the Foundation that bears his name, and also designed its statutes and missions. Our role is also to think about the future and to ensure that Le Corbusier's work does not become a heritage object but rather continues to inspire researchers and creators, and is also discovered and rediscovered by younger generations.

Q Your offices and the Foundation are located in the splendid Maison La Roche building, designed and built by Le Corbusier and a prestigious example of modern architecture where we find for the first time the architectural expression of the five points for a new architecture.
How does it feel to work on a daily basis inside a building whose project so solidly represents Le Corbusier's work?

A Experiencing working in a Le Corbusier building on a daily basis is both a great privilege and a great joy. Living from day to day the research of Le Corbusier on light, color, openness to nature, is a source of emotion but also of responsibility for the preservation and transmission of this work. This is a feeling shared by the entire Foundation team!

Q From what we can see, the link between the Le Corbusier Foundation and the Italian companies, Cassina for furniture and Nemo for lighting, is a link of success.
What are the aspects of the Italian companies with which you collaborate, especially Nemo, that contribute to valuing Le Corbusier's work?

A We have a special relationship with Italian companies, Cassina and Nemo. Cassina and Nemo are the historical publishers of Le Corbusier's furniture and lighting and I believe we share not only an attachment to heritage but also a concern for innovation and modernity. I am thinking of Cassina's ecological concern with its sustainable collection and Nemo's constant search to make LC's luminaires accessible worldwide and to transmit their history through exhibitions such as LUCE.

Q In your role as Director, which projects have the Foundation carried out in recent years that you are most proud of?

A Our work is a team effort and the most important project for the Foundation is not the most visible and the most spectacular: it is the creation of a database that will allow all audiences around the world to have access to all the Foundation's resources, archives, and collections.
The project to create a Le Corbusier museum also mobilizes us a lot because our collection of 8,000 drawings, 35,000 plans, paintings, tapestries, models, sculptures as well as the archives of the agency of 35 Rue de Sevres and Le Corbusier is not exhibited, nor accessible but kept in warehouses.

Q Can you tell us about the most important projects for the near future that the Foundation is following?

The Foundation must think about the future, and we have been working for several years on a project: the creation of a Le Corbusier Museum. We have a considerable collection that is kept in storage and that we would like to make available to the public.

We also think of this museum as a research center on architecture and the city, which also raises the question of the social and environmental responsibility of the architect.



Maison La Roche-Jeanneret, 1924, Rue Doctor Blanche, Paris.
La Roche, wall, grey finish.





Refuge Tonneau, mock-up
© AChP/ADAGP

Perriand Archives

LAMP CONCEPT



Conversation with Pernette Perriand-Barsac, daughter of Charlotte.

Q As a result of your many international activities, Charlotte Perriand has become, in a way, an ambassador of architecture and design in the world as well as a charismatic and unique feminine symbol.
What are the elements that make Charlotte Perriand's work and personality so much of her era and yet still contemporary?

A For 70 years, Charlotte Perriand created timeless designs. Since the 1930s her furniture and lighting designs still continue to fit any contemporary home.
Whether it be her profession or her mountaineering, a sport she practiced since the age of 20, Charlotte Perriand always maintained an equal standing with men. When climbing to the top of a 4,000 m mountain, men and women are equal.
Like today's young women, from the age of 18 (in 1921), she traveled alone to Italy, then to Switzerland, England, Germany, Greece, and Russia.
In 1940, at the age of 37, she went to work in Japan, with the mission of guiding the country in the field of design. She had a salary equivalent to that of the Japanese Prime Minister. For a patriarchal country, that was an indisputable sign of recognition.
Charlotte Perriand had always been a free woman. Her relationship to the body, to life, and to art always represented a deep sense of freedom.
She divorced in 1932, left her studio in Place Saint-Sulpice with two plates, cutlery, a pair of skis, and remarried under bombs in Vietnam in 1945.

Q Your many international activities are having a significant impact on emerging markets, particularly in Asia. The cultural role of the Charlotte Perriand Archives goes beyond Charlotte Perriand's message and, in fact, transfers a set of values and experiences in a global way.
What kind of interest do you see in these initiatives?

A The Charlotte Perriand Archives reflect Charlotte Perriand's philosophy: to enrich oneself with the differences, the know-how of others, and to blend the riches of cultures, improving each, without copying the other. Cultures advance by enriching each other. What would the art of ancient Rome be without Greek art? What would French art be without the Italian Renaissance?
When Charlotte Perriand arrived in Japan, she immediately understood the enrichment she could derive from the religion of Tea (Zen) and Japanese civilization that knew neither tables, nor beds, nor chairs, nor cutlery except chopsticks. She often said the void is all-powerful because it can contain all of them. Interior architecture is also about organizing the emptiness of the home.
In exchange, it brought the Japanese a new vision of the world.
Yesterday as today, the meeting of Asia and the West is immensely rich. This is not new. Think of Marco Polo. Italian cuisine would not be what it is without him. The Silk Road has nourished the West and vice versa.

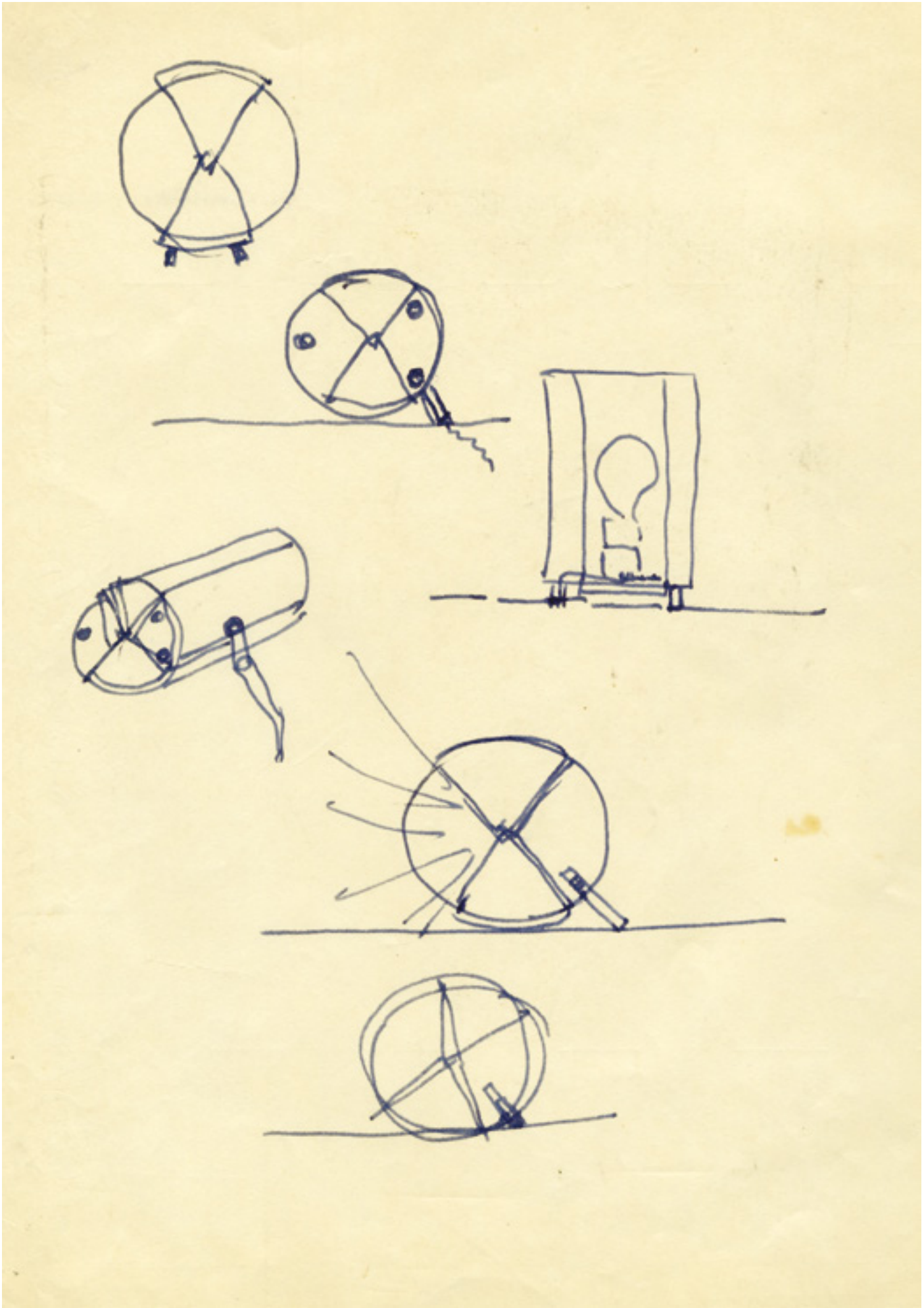

Perriand Archives *Original Pivotante à Poser sketch by Charlotte Perriand. © FLC/ADAGP.*



Portrait of Charlotte Perriand. © FLC/ADAGP.

Q Regarding Charlotte Perriand's lighting programs, the partnership with Nemo has indeed revealed to the world projects that have remained hidden for many years and immediately became icons.
What is the functional recipe for a research and product development activity between the Archives and Nemo?

A Every year we look for new drawings in the Archives, and then we discuss them with Federico Palazzari, who jumps on the projects like a great chef grabs a recipe that he had forgotten.
It is always a pleasure to work with Nemo because we do current publishing, using the constraints of contemporary standards and techniques. Charlotte Perriand's creations edited by Nemo are not dead, frozen in time. Charlotte loved technical innovation. Introducing LEDs that did not exist in the 50s or 60s is natural, because Charlotte Perriand's approach was also to adapt to the realities of the present.

Q From what can be seen, the link between the Charlotte Perriand Archives and Italian companies, Cassina for furniture and Nemo for lighting, is a link of success.
What aspects of the Italian companies with which you collaborate, especially Nemo, contribute to valuing Charlotte Perriand's work?

A Nemo and Cassina always work with an international perspective. They are industrialists on a human scale who think of the greater number, and who establish a balance between an author's projects (as we say auteur cinema) and the general public. Cassina or Nemo immediately understand the projects when presented to them. We choose together and go directly to the prototype. Nemo has a sense of showcasing projects with simple means, like Charlotte's lighting.

Q Can you tell us about the most important projects for the near future that the Archives follow?

A We are looking forward to the prototype of the next luminaire.
And especially the next Charlotte Perriand exhibition in a major Italian museum. For now, it is a secret!

Q In your opinion, is there a project, an object, or a lamp from Charlotte Perriand's collection that summarizes and synthesizes her values in one way or another?

A The Applique à Volet Pivotant wall lamp is a masterpiece of design. It is available in several variations and adapts to all constraints. It is a butterfly on the wall that illuminates the world close to the gaze. Sometimes it is downright a multicolored and joyful sculpture as if a flight of butterflies had landed by good fortune.

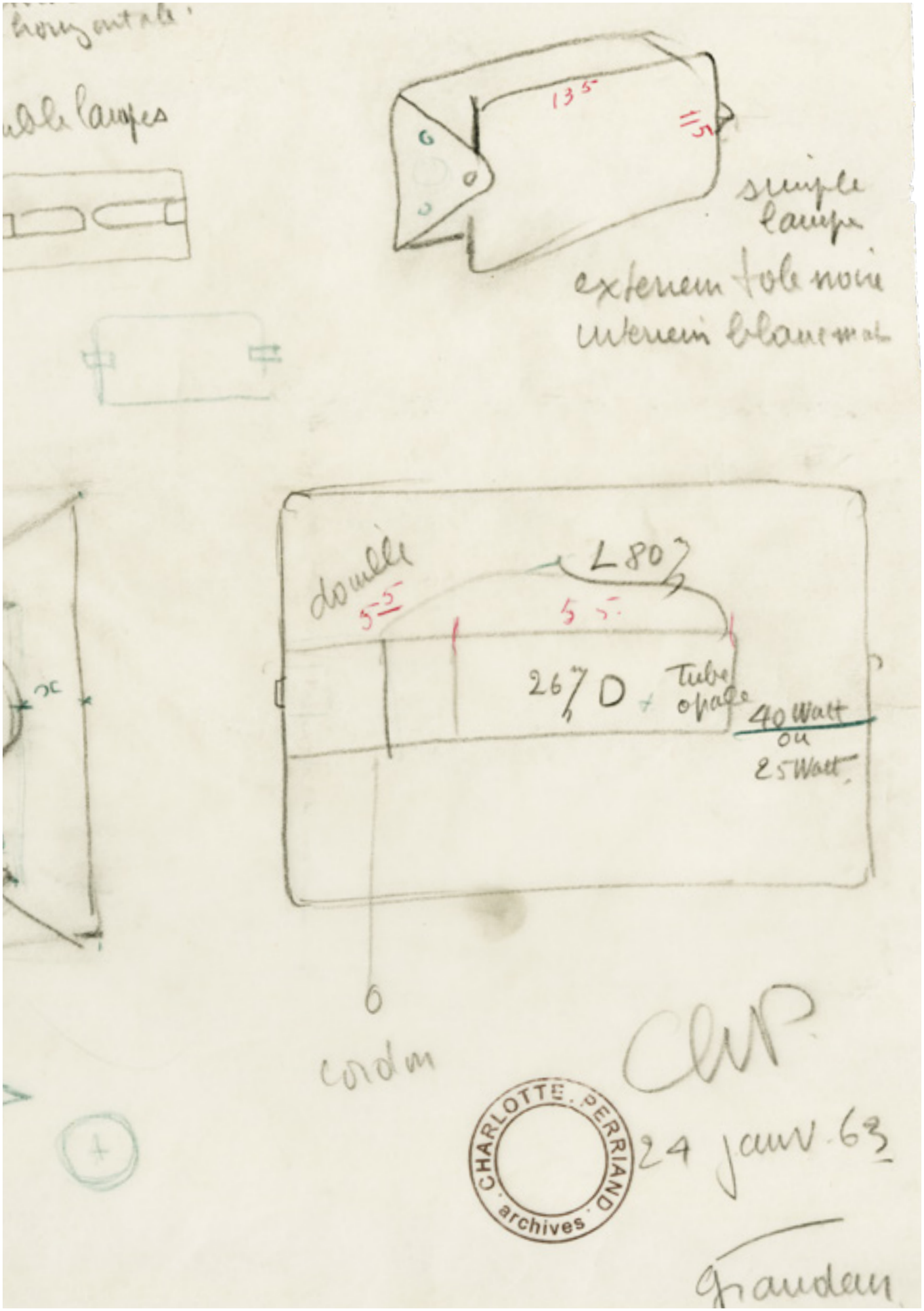

Perriand Archives *Original Applique a volet pivotant sketch by Charlotte Perriand. © FLC/ADAGP.*



Le Corbusier, Picasso and Lampe de Marseille at Unité d'Habitation, Marseille France

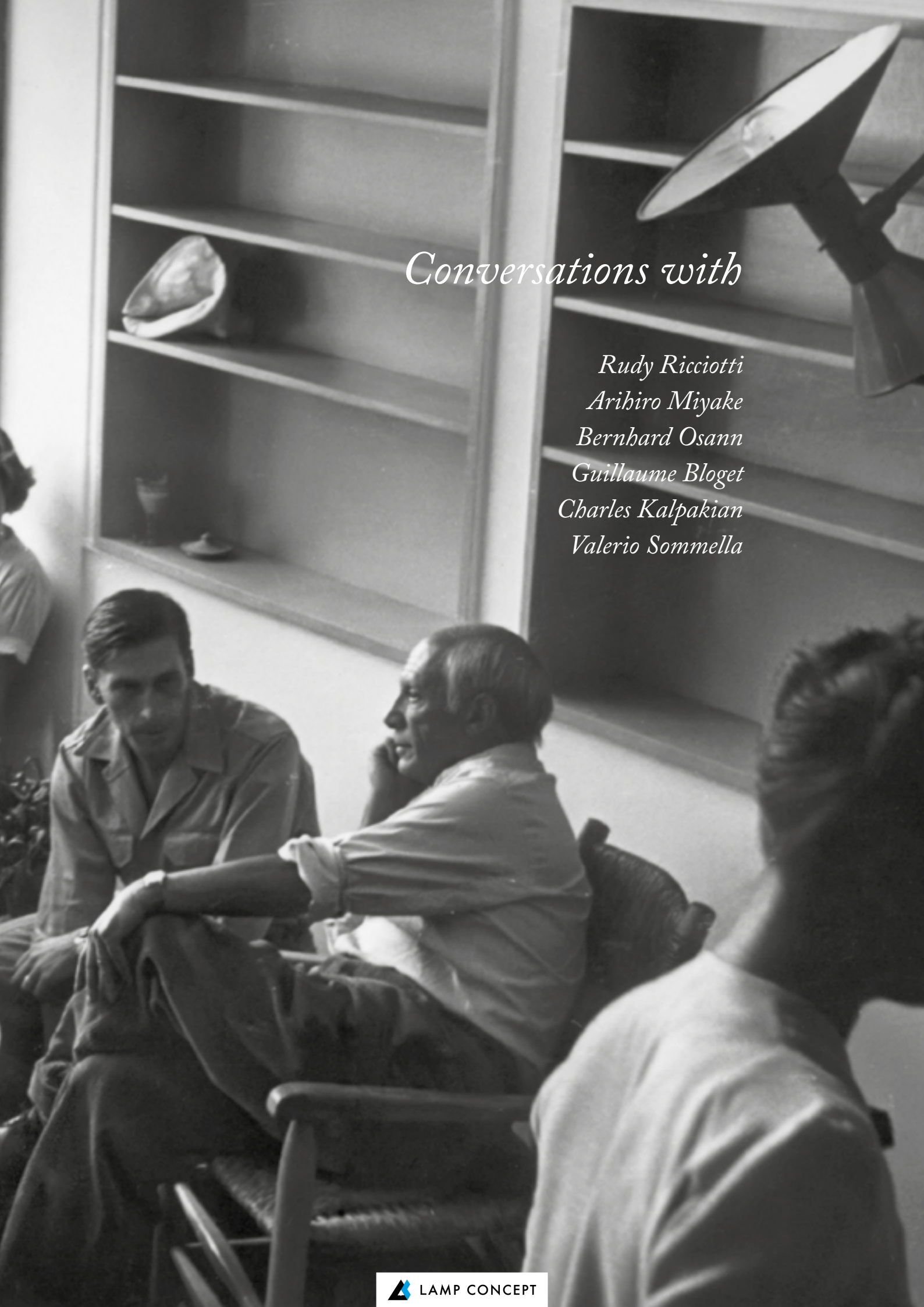

Conversations with

Rudy Ricciotti
Arihiro Miyake
Bernhard Osann
Guillaume Bloget
Charles Kalpakian
Valerio Sommella

LAMP CONCEPT



Rudy Ricciotti

Q What does drawing light means for you?

R.R. Either derision, Christian guilt, paranoia, or existential difficulty are the necessary drivers of research and development work.

Q What is the most complicated aspect in designing a lamp?

R.R. To run the exception one runs the ridiculous, said a philosopher of the Enlightenment. The trap is there! Originality has become the kitsch of pornography.

Q Where does the inspiration for your Nemo lamps come from?

R.R. The economy of material, recycling, resistance to destruction were the doctrinaire basis of this creation.

Q The ideal place where you would like to see your work installed?

R.R. I don't have that fantasy!

Q The future of lighting design from your point of view?

R.R. The less we enlighten, the better we'll be! The cultivation of artificial light must not become exhibitionism.



Mais Plus Que Cela Je Ne Peux Pas. Designed by Rudy Ricciotti.



Arihiro Miyake

Q What does drawing light means for you?

A.M. Lighting always presents two different purposes: one of course is to create light, which is necessary, but at the same time there is also the function of creating space, atmosphere.
So, I would say that there are two ways of designing that: either a light just disappearing into the space or becoming a character and defining the room. I personally believe that in most of the cases independent designers should design objects with a character, a strong one.

Q What is the most complicated aspect in designing a lamp?

A.M. Lighting has dramatically changed because of LED. Before you designed just the shade, and today you can even design the lighting source itself. We have more freedom but, at the same time, I need to go beyond the conventional idea of lighting objects.

Q Where does the inspiration for your Nemo lamps come from?

A.M. I am inspired by everything. It is not a linear process, one day after the other: sometimes an idea stays in my mind for years until it matches with another. I am constantly interested in new technologies and when I find something special, I try to understand how it works. I am fascinated with bridges as well, their construction and their structures. I am putting these things together.

Q The ideal place where you would like to see your work installed?

A.M. Places where peoples likes it! And can appreciate it at its best. Other than that, in my career I designed several restaurants. So, when I design a lamp, I always consider these kinds of locations. Nemo lights, for dimensions and not only for that, are suitable for community places like restaurants.

Q The future of lighting design from your point of view?

A.M. I don't know if my believes and reality will match but I think that lighting in our lives will be more sophisticated, more than now. Just think about the electricity costs and the impact of that consumption. It will be more and more crucial, and the designers' contribution will be interesting because we don't stuck with one technology or one possibility. What I mean is that a table is always a table, with four legs. Same for a chair. The lighting could be dramatically transformed, I don't know how and I am looking forward it. It has already happened when we started using the LED instead of light bulbs, and it may continue furthermore.



Kepler minor, pendant. Designed by Arihiro Miyake.



Bernhard Osann

Q What does drawing light means for you?

B.O. Light is immaterial, kind of magic. It strongly influences how we perceive our environment. I use light purposefully and selectively. For me it is important to allow you to dose the intensity of light and to spread light within a room in different ways. The flexibility of the lamp plays a particular role. It helps to apply the light precisely where it's needed.

Q What is the most complicated aspect in designing a lamp?

B.O. A new lamp should have a certain eligibility, should offer something new, something better regarding to its technology, function, and design. The starting point is a strong basic idea, a concept. It determines the design. I try to find the right balance between the lamp as a sculpture and a tool. Depending on its application, the design tends more to one of these poles.



Swan plus, wall. Designed by Bernhard Osann.

Q Where does the inspiration for your Nemo lamps come from?

B.O. Essentially inspiration is everywhere. Creativity is like an inner pool of impressions which you can access and combine with no limits. For me, essential impressions come from nature, physics, and geometry. I like the design process
to be playful and experimental. I am eager to try something new and push the limits.

Q The ideal place where you would like to see your work installed?

B.O. My lights are filigree and graphic in their appearance. The ideal location would be a spot which leaves enough space for the lamp to enrich the room with its light and shape and create a good atmosphere in the room. I like to see my lamps together with beautiful natural materials such as wood which accentuates the contrast to their graphic appearance.

Q The future of lighting design from your point of view?

B.O. The fusion of different areas of life requires increasingly flexible lighting options. In the future, luminaires must meet these requirements both technically and aesthetically.
At the same time, responsible resource management will also come into focus, as in all other areas. I believe that durable, high-quality products will prevail in the long run.



Guillaume Bloget

Q What does drawing light means for you?

G.B. A lamp is designed around a technology: the light source. It's a playground for design where you have to link light effects, technology and interaction. Since the subject is the light itself, what is the status of the object that produces it? From this point of view, Type lamp is a tool, the search for the effect ends up determining the shape.

Q What is the most complicated aspect in designing a lamp?

G.B. As with all objects: the hardest part is making a product that deserves to exist in a context saturated with objects. It's a real responsibility for designers today. You must take a step back and be able to ask yourself the question: Is this object innovative enough? Not only technically, but also aesthetically. What are the benefits of this new piece compared to the existing ones?

Q Where does the inspiration for your Nemo lamps come from?

G.B. It is an uninspired lamp! I mean, there was no vision or click. It results from a pure reflection on the modularity of light. How to offer a great possibility of lighting with the most economical gesture. The Type lamp is the interface between these two goals.

Q The ideal place where you would like to see your work installed?

G.B. Everywhere, except on a sidewalk...

Q The future of lighting design from your point of view?

G.B. As with any object that depends directly on a technology, lamps will be more and more immaterial, efficient, intuitive, and integrated into the environment. A futuristic glimpse of light in our spaces could be a stage by Robert Wilson. His projects are brilliant choreographic syntheses between bodies, lights, objects and music. Nothing can be taken away or added, everything is balanced. And that is what makes the emotional power of his work. Coming back to lighting, I think that an overview - the body in space - associated with a choreographic dimension can nourish the reflection. Ideally, the light of the future should be a kind of luminescent gaseous cloud in levitation, that you can't dissociate clearly from the space. Maybe I should talk to Federico Palazzari about that: he has a very good engineering team.



Type, floor. Designed by Guillaume Bloget.



Charles Kalpakian

Q What does drawing light means for you?

C.K. Drawing light on paper is very interesting because you have to express light without really seeing it. Light is a source of imagination in my daily life. When I draw a light, i know exactly what effect I'm trying to express. Light is above all a personal expression, but in the same time connected to collective memory. Light gives a frame in a scene, it's what I define first when I start to create a lamp.

Q What is the most complicated aspect in designing a lamp?

C.K. It's to create nice shadows ;) The light and the shadow are connected.
The most challenging part is around this light source. Every light has its own story, because designing lamps is designing function and application in and for a space, which requires research into the interaction of light in our daily lives. How people will use them and in what context. It takes time and patience to move from a concept to the reality of a product. To be convinced of a concept is to take the time.

Q Where does the inspiration for your Nemo lamps come from?

C.K. I admire the light coming from Chiaro-scuro, which has fascinated me since I started working with Nemo. I like to work with the contrast of geometrics volumes. My reference in this discipline are Brancusi, Edouardo Chillida. My approach is both plastic and sculptural, because the object has to live both off and on, it has to fit into the architecture without hiding it, on the contrary it contributes to its perception. I'm always to bring function for a light but a theatrical dimension.

Q The ideal place where you would like to see your work installed?

C.K. It will be at La Fabrica of Ricardo Bofill, an architectural masterpiece where shadows, luminosity and concrete create endless mutation and stories. Every space, corners, windows and walls of this building is a journey for the visitor.

Q The future of lighting design from your point of view?

C.K. I think the future of lighting is the mutation. Light has always moved society forward; it reflects its modernity. Research has shown that lighting has a significant impact on our circadian rhythms, mood, and overall health, so maybe the future is more Human Centric Lighting.



Wall Shadows Grand, wall. Designed by Charles Kalpakian.



Valerio Sommella

Q What does drawing light means for you?

V.S. Designing light has always been one of the most fascinating aspects of my work, which over the years has allowed me to design everything, for the simple fact that nothing like light can transform the space around us. Light has immense power, it can make the ugly beautiful and vice versa, and I find that designing the objects that convey it is a great privilege.

Q What is the most complicated aspect in designing a lamp?

V.S. One of the most complex aspects is to imagine the behaviour of the light and its interaction with the other materials that make up the lamp, as well as the transition from the rough idea to the final product... as simple as it may seem, a lamp is almost always a complex object.

Q Where does the inspiration for your Nemo lamps come from?

V.S. The Portofino lamp is the result of a study on portable lamps and the desire to create a slim, slender and elegant object. A presence on the table that would not obstruct the eye while offering excellent illumination. From these considerations comes the tapered stem, the slender wide head, counterbalanced by the marble base, a strongly characterising and distinctive element.

Q The ideal place where you would like to see your work installed?

V.S. I would start in some restaurant in Portofino, on some terrace by the sea, although I imagine it would be just as well in contract contexts as in residential settings such as the long table in my house where I never wanted a pendant lamp.

Q The future of lighting design from your point of view?

V.S. The lighting sector is technologically very much alive and evolving in many respects. One example is what we have done today with Portofino, unthinkable 10 or 15 years ago. I expect the same from the future, to be able to think and do things that would seem crazy today.



Portofino, table, black, sahara noir marble. Designed by Valerio Sommella.



















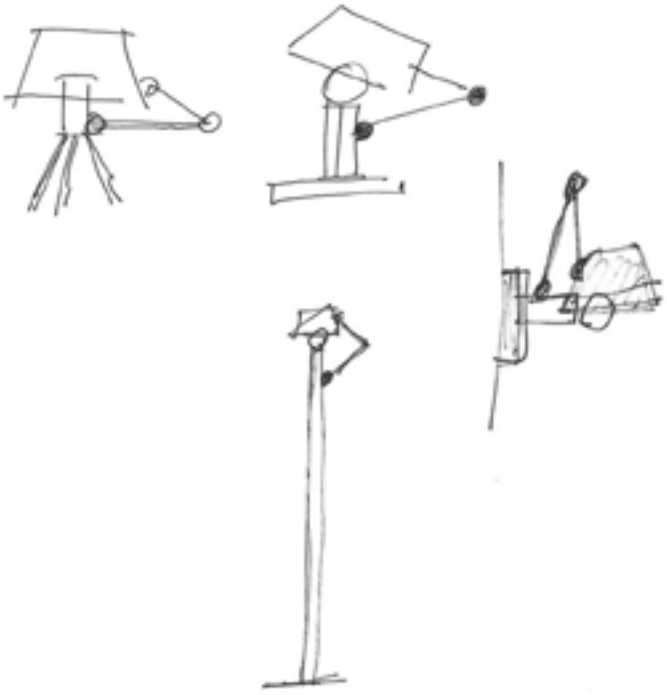

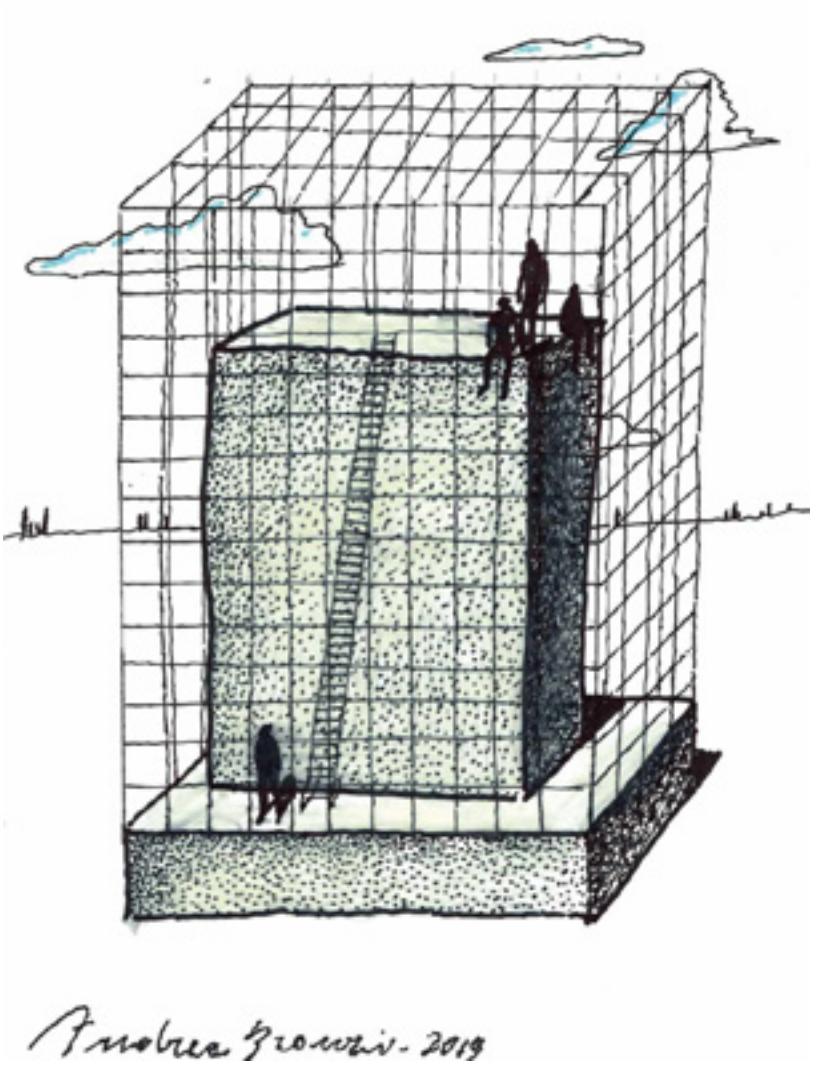




FRANK

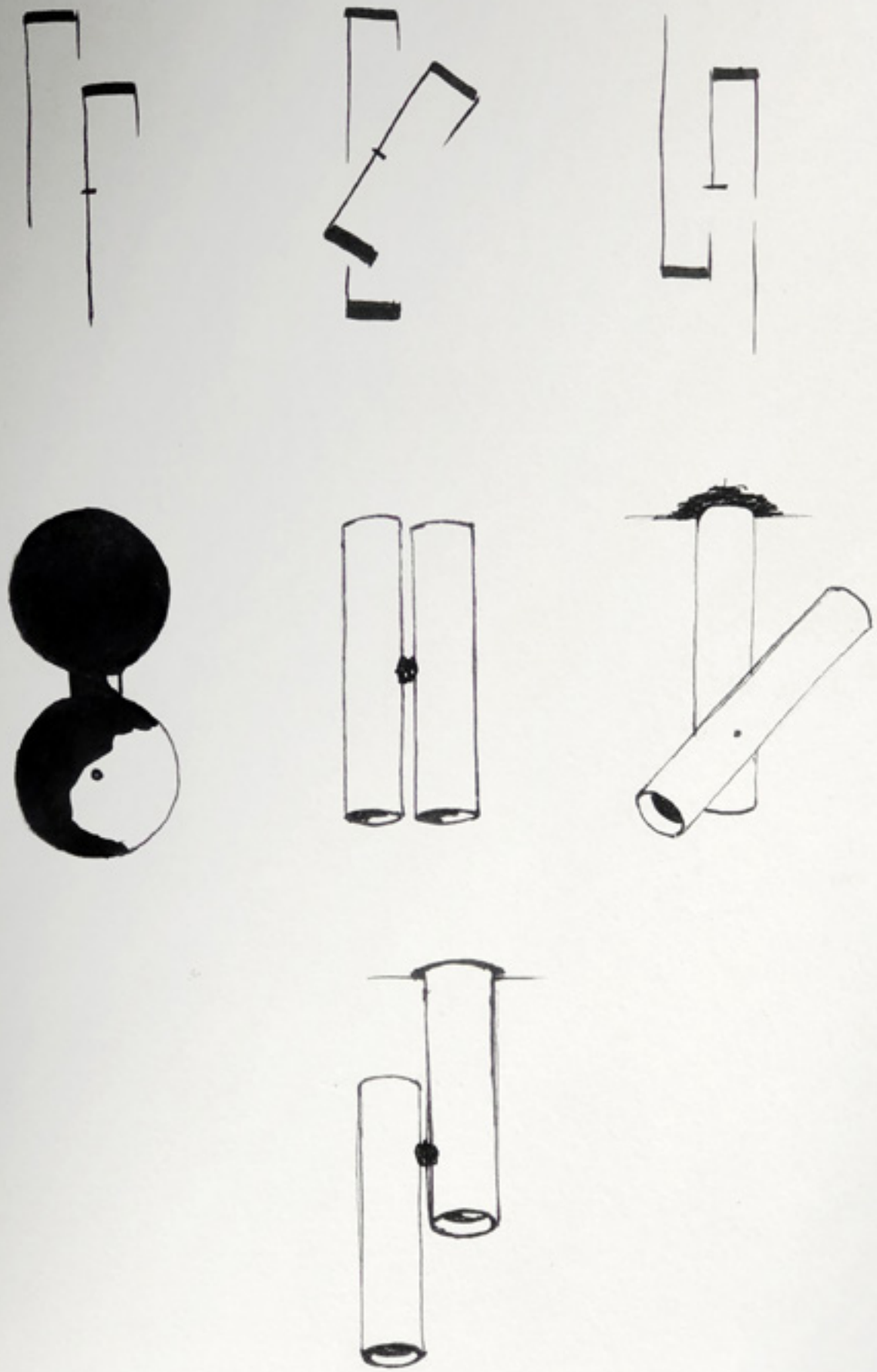

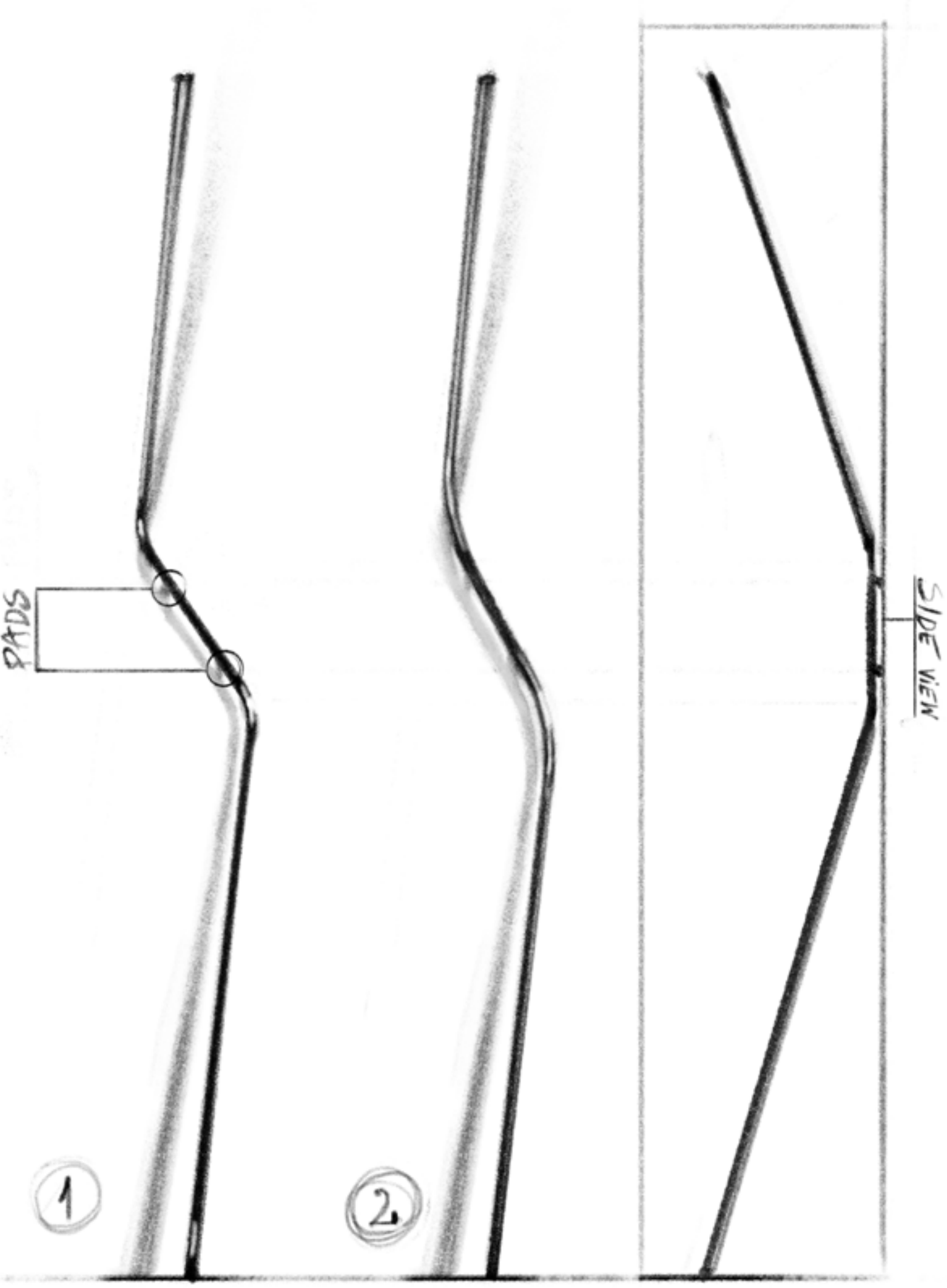
PADS
1
2.
SIDE VIEW





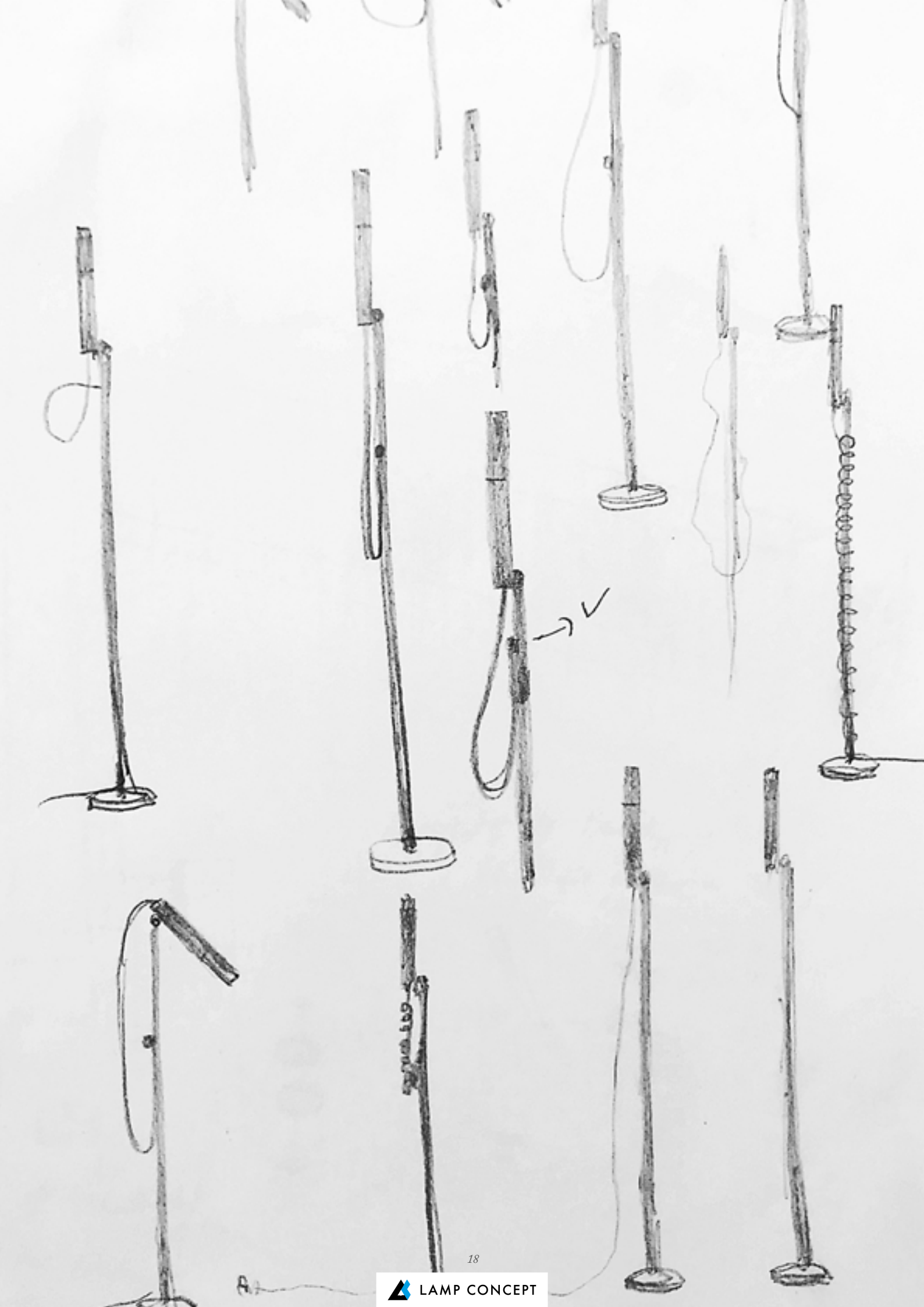





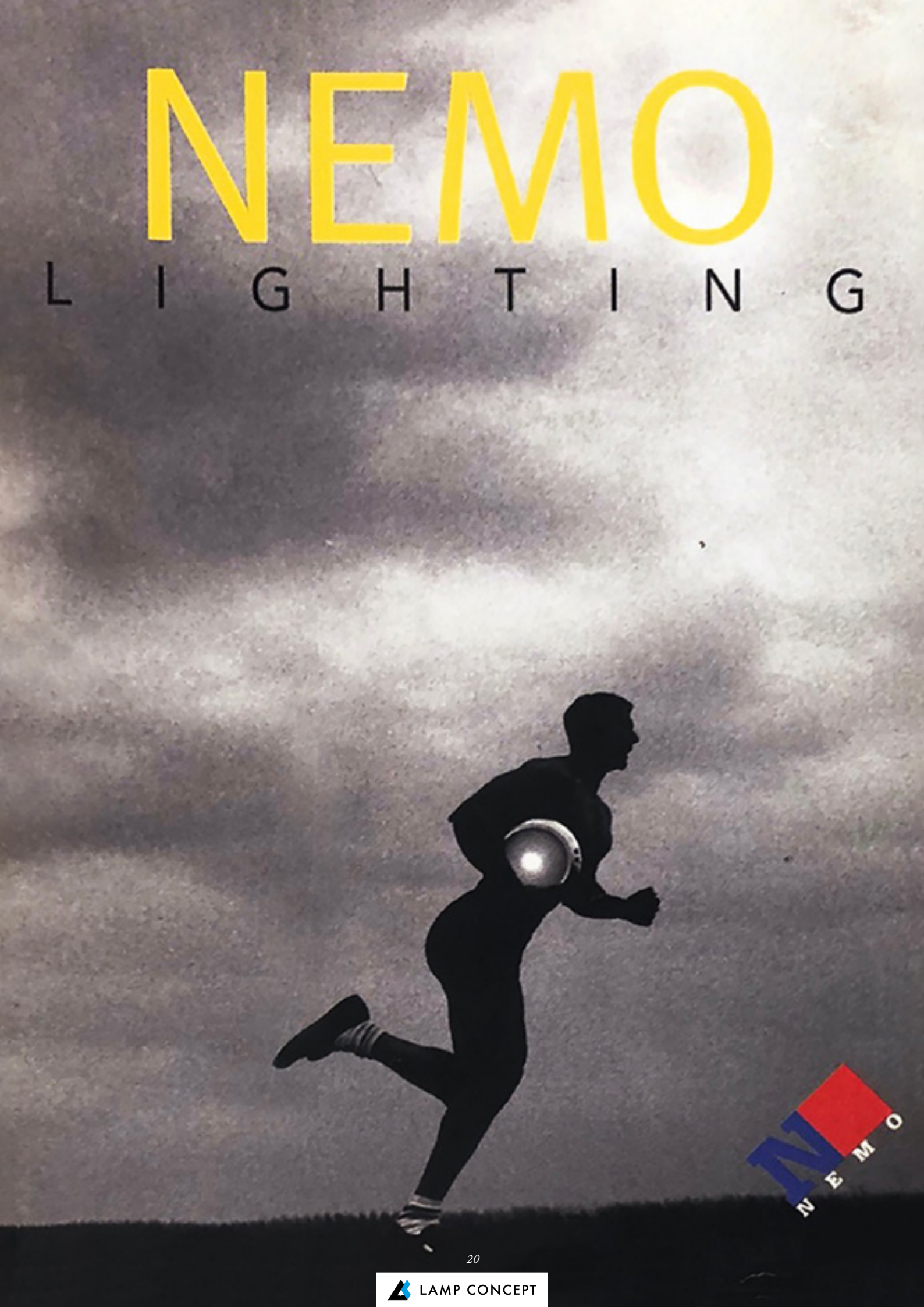
NEMO
LIGHTING
NEMO

01 On Lines white, colored diffuser by Jean Nouvel.

02 La Fondation Cartier pour l'art contemporain, Paris, by Jean Nouvel.

03 Musée des civilisations de l'Europe et de la Méditerranée (MuCEM) by Rudy Ricciotti

04 Portrait of Rudy Ricciotti.

05 Original Drop sketch by Arihiro Miyake.

06 The helical shape of In the Wind achieved through a technique developed specifically by Nemo.

07 'Pianeta Ufficio' presentation by MARCATRE - 1974 - ph. Gabriele Basilico.

08 © C&T_tHEcUBE in the Nemo Virtual Museum, Luca Baldocchi.

09 Portrait of Javier Mariscal - ph. Elena Claverol.

10 Original Mr. Light sketch by Javier Mariscal.

11 Etching from «Architettura povera» by Andrea Branzi - 2018.

12 Portrait of Andrea Branzi - ph. Kai Juenemann.

13 Portrait of Charles Kalpakian.

14 Original Tubes sketches by Charles Kalpakian.

15 Original Neo sketches by Bernhard Osann.

16 Portrait of Bernhard Osann.

17 Type reading lamp by Guillaume Bloget.

18 Original Type sketches by Guillaume Bloget.

19 Ellisse sketches by Federico Palazzari.

20 Nemo Lighting catalogue cover, 1997.

48	*Drop*	Arihiro Miyake
56	*Fox*	Bernhard Osann
60	*On Lines*	Jean Nouvel
66	*Neo*	Bernhard Osann
70	*Nuvola*	Mario Bellini
78	*Swan*	Bernhard Osann
84	*Titia*	Arihiro Miyake
88	*Untitled*	Bernhard Osann
100	*Crown*	Jehs+Laub
116	*Bird*	Bernhard Osann
120	*Kepler*	Arihiro Miyake
126	*In The Wind*	Arihiro Miyake
134	*Newton*	Andrea Branzi
138	*Tru*	Roberto Paoli
144	*Ellisse*	Federico Palazzari
154	*Fix*	Nemo
158	*Mais plus que cela je ne peux pas*	Rudy Ricciotti
164	*Tubes*	Charles Kalpakian
174	*Flaca*	Roberto Paoli
178	*Wall Shadows*	Charles Kalpakian
184	*Panama*	Euga Design
190	*Ara*	Ilaria Marelli
196	*Type*	Guillaume Bloget
200	*Logo*	Mario Barbaglia
204	*Canna Nuda*	Piero Castiglioni, Roberto Menghi
210	*Mr. Light*	Javier Mariscal
214	*Ilium*	Foster + Partners
218	*Zena*	Roberto Paoli
222	*Portofino*	Valerio Sommella
226	*Linescapes System*	Nemo
240	*Asteroide*	Nemo
244	*Dabliu*	Nemo
248	*Spigolo*	Studiocharlie
254	*Maga*	Nemo
260	*Linescapes*	Nemo
268	*Sirius*	Carlo Colombo
272	*Norma*	Mario Barbaglia
276	*Anita*	Mario Barbaglia

CONTEMPORARY



"A soft echo of strong, diffuse light"

Arihiro Miyake

Drop

Arihiro Miyake



Drop 9



Drop 5 black



Drop 9 satin gold



Instinct and constant design diligence in a collection that is the outcome of a sophisticated lighting engineering. A clear lines chandelier combined with an extremely slim aluminium structure for a soft echo of strong and diffused light. Each profile and connector is linked through a miniaturised connection for a unique result of suspended lightness.

IT Istinto e costante diligenza progettuale in una collezione che è il risultato di una sofisticata ricerca di ingegneria illuminotecnica. Drop è un chandelier dalle linee pulite, abbinate a una struttura in alluminio estremamente sottile per un'eco morbido di luce decisa e diffusa. Ogni profilo e giunzione è collegato attraverso una struttura miniaturizzata per un risultato unico di leggerezza sospesa.

FR Instinct et constante attention de conception, c'est le résultat d'une recherche sophistiquée de l'ingénierie de l'éclairage. Drop est un lustre aux lignes épurées, associées à une structure en aluminium extrêmement fine pour un écho soft de lumière intense et diffuse. Chaque profilé et jonction est relié par une structure miniaturisée pour un résultat unique de légèreté suspendue.

DE Gespür und konsequente Sorgfalt beim Design einer Kollektion, deren Ergebnis eine anspruchsvolle Lichtgestaltung ist. Ein Kronleuchter mit klaren Linien, kombiniert mit einer extrem schlanken Aluminiumstruktur für ein sanftes und zugleich strahlendes Licht. Jedes Modul und jedes Verbindungsstück ist durch eine minimale Konstruktion miteinander verbunden, was zu einer einzigartigen schwebenden Leichtigkeit führt.

Drop finishes

Black



Satin gold



Satin silver



Drop 5 Pendant

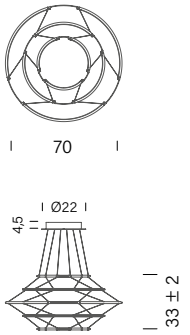

Technical information	Linear LED 35W Diffused emission Dimmable 1-10V 110-240V CCT 2700K 3350lm (nominal flux)	CRI 90 IP20 Cable length 2,5m
Versions	Black DRP LNN 51 Satin gold DRP LGG 51 Satin silver DRP LDD 51	

Drop 7 Pendant

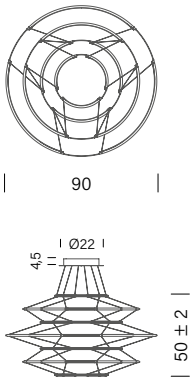

Technical information	Linear LED 60W Diffused emission Dimmable 1-10V 110-240V CCT 2700K 5700lm (nominal flux)	CRI 90 IP20 Cable length 2,5m
Versions	Black DRP LNN 52 Satin gold DRP LGG 52 Satin silver DRP LDD 52	

Drop 9 Pendant

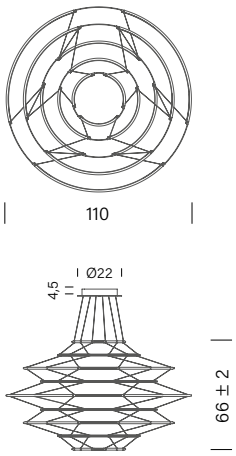

Technical information	Linear LED 90W Diffused emission Dimmable 1-10V 110-240V CCT 2700K 8700lm (nominal flux)	CRI 90 IP20 Cable length 2,5m
Versions	Black DRP LNN 53 Satin gold DRP LGG 53 Satin silver DRP LDD 53	



"As in nature, a minimal of energy and material can fulfil a function at its best"

Bernhard Osann

Fox

Bernhard Osann

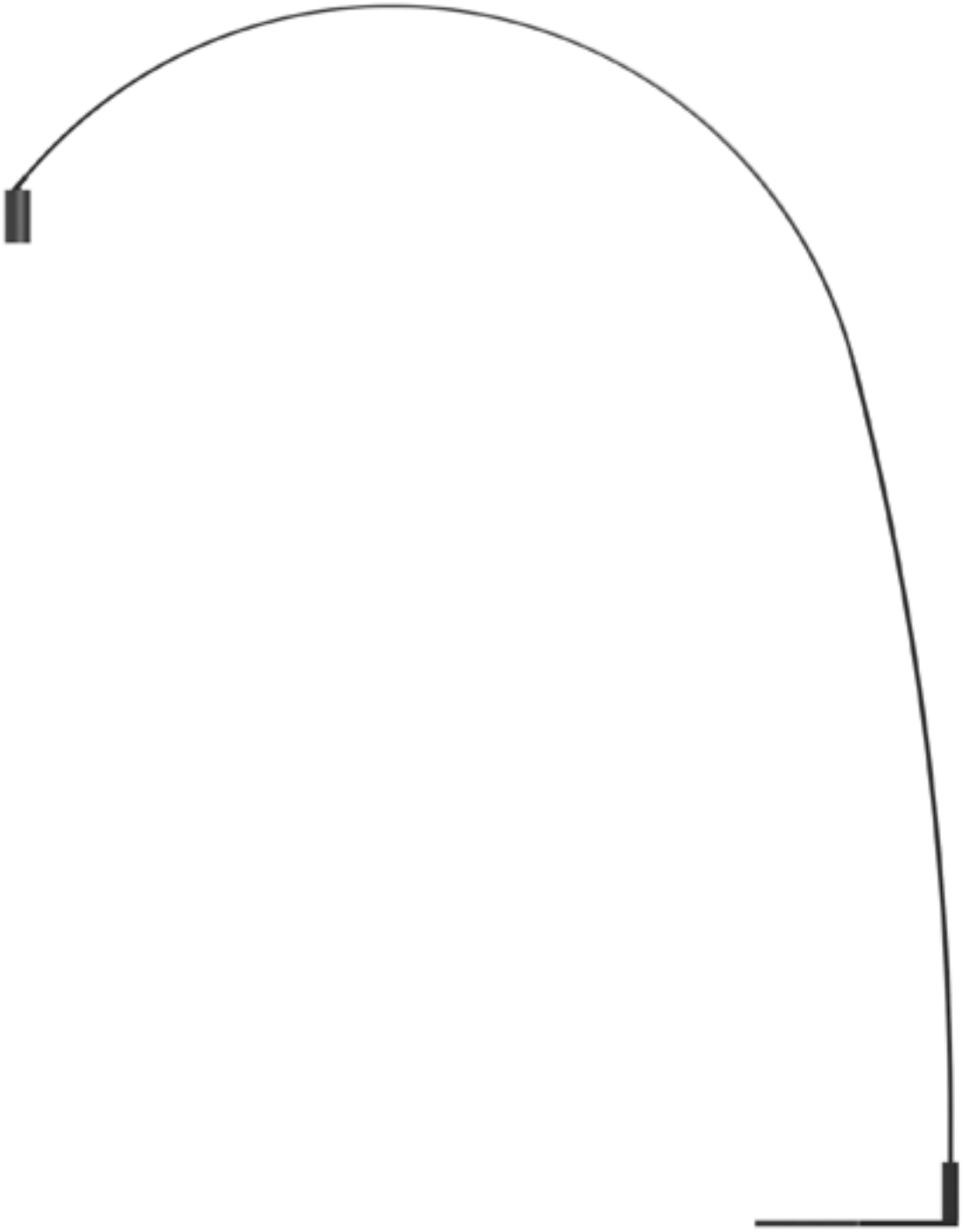



Essential aesthetics and pure functionality. The swivelling arc in matte black painted steel allows wide movement, and gives the opportunity to both interact and decorate the space. The cylindrical spot, with optional anti-glare filter, allows the light to be directed as required. The light beam is warm and diffuse.

IT

Estetica essenziale e funzionalità pura. L'arco orientabile in acciaio verniciato nero opaco consente ampi movimenti, consentendo di interagire e allo stesso tempo decorare lo spazio. Lo spot cilindrico, con filtro antiriflesso opzionale, permette di orientare la luce in base all'esigenza. Il fascio di luce è caldo e diffuso.

FR

Esthétique essentielle et fonctionnalité pure. L'arche réglable en acier peint noir mat permet de larges mouvements, permettant d'interagir et en même temps de décorer l'espace. Le spot cylindrique, avec filtre antireflet en option, permet de diriger la lumière en fonction des besoins. Le faisceau lumineux est chaud et diffus.

DE

Wesentliche Ästhetik und reine Funktionalität. Der schwenkbare Bogen aus mattschwarz lackiertem Aluminium erlaubt viel Bewegung, ermöglicht Interaktion und dekoriert gleichzeitig den Raum. Der zylindrische Strahler mit optionalem Blendschutzfilter erlaubt es, das Licht nach Bedarf zu lenken. Der Lichtstrahl ist warm und diffus.

Floor

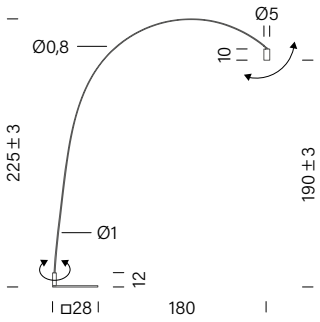

Technical information

LED board
15W
Direct emission
Dimmable on cable
110-240V
CCT 2700K
839lm

CRI 90
IP20
Cable length 3,5m
Honeycomb accessory included,
90° (-35° +55°) orientable spot
40° (-20° +20°) orientable body
60° optic

Versions

Black FOX LN2 21

Wall

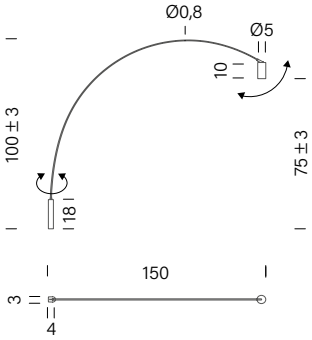

Technical information

LED board
15W
Direct emission
Dimmable on board
110-240V
CCT 2700K
839lm

CRI 90
IP20
Cable length 3,5m
Honeycomb accessory included,
90° (-35° +55°) orientable spot
180° (-90° +90°) orientable body
60° optic

Versions

Black FOX LN2 31



"A simple and precise game. A game of coloured surfaces. On a bright line, everybody imagines his own skyline and his coloured lights"

Jean Nouvel

On Lines

Jean Nouvel









A four-track base offers the possibility to freely install diffusers of different sizes and finishes, creating a unique, playful and infinitely personalised lamp every time.

IT Unica, giocosa e infinitamente modulabile. On Lines prevede una base a quattro binari su cui si possono installare liberamente diffusori di diverse dimensioni e finiture, creando un gioco di superfici colorate e di configurazioni luminose.

FR Avec l'idée de concevoir une lampe unique, ludique et modulable à l'infini, On Lines fournit une base à quatre pistes sur lesquelles des diffuseurs de différentes tailles et finitions sont installés librement, créant un jeu de surfaces colorées et de configurations lumineuses.

DE Mit der Idee, eine einzigartige, spielerische und unendlich modulare Leuchte zu entwerfen, verfügt On Lines über einen Sockel mit vier Schienen, auf dem Diffusoren in verschiedenen Größen und Ausführungen frei platziert werden können, wodurch ein Wechselspiel von farbigen Oberflächen und leuchtenden Konfigurationen entsteht.

On Lines diffusers finishes

Red *Orange* *Yellow* *Blue* *Clear* *Matte*

Table

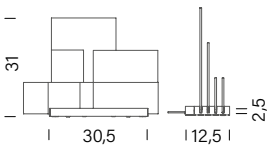

Technical information		
	Linear LED 15W Diffused emission Dimmable on board 110-240V CCT 2700K 1700lm	CRI 85 IP20 Cable length 2m Colored diffusers
Versions	White ONL LWW 11 Black ONL LNW 12	



"If you include the conditions of a room in the design of a floor lamp, you see completely new possibilities: the luminaire can lean against the wall, it does not need a base. At the same time, the wall can be used to create pleasant, indirect light. Designing Neo, I sought the perfect shape for this interaction"

Bernhard Osann

Neo

Bernhard Osann





Neo is inspired by the aesthetic reduction of articulated arms. Clean design and functionality interact with the space: the lamp adds movement to the room by leaning against the wall, which both supports it and spreads the light.

IT Design leggero, essenziale e funzionalità interagiscono con lo spazio. Neo ha origine dalla semplificazione estetica dei bracci articolati. La lampada crea movimento nell'ambiente appoggiandosi alla parete che, la sostiene e al tempo stesso ne diffonde la luce.

FR Design léger, essentiel et fonctionnalité interagissent avec l'espace. Neo provient de la simplification esthétique des bras articulés. La lampe crée du mouvement dans l'espace en s'appuyant contre le mur qui la soutient et en même temps diffuse sa lumière.

DE Leichtes, elementares Design und Funktionalität interagieren mit dem Raum. Neo hat ihren Ursprung in der ästhetischen Vereinfachung des Gelenkarms. Die Leuchte schafft Bewegung im Raum, indem sie sich gegen die Wand lehnt, die sie stützt und gleichzeitig das Licht streut.

Floor/wall

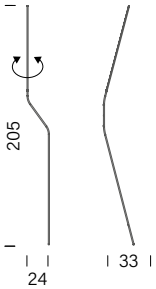

Technical information	Linear LED 11W Diffused emission Dimmable on cable 110-240V CCT 2700K 600lm	CRI 95 IP20 Cable length 3,5m 180° orientable wall fixing accessory included
Versions	Black NEO LNN 21 Gold NEO LGN 21	



"My 'cloud' designed to illuminate the office (and, why not, the home too) might today be thought of as a prescient allusion to Steve Jobs' vision of the cloud"

Mario Bellini

Nuvola

Mario Bellini

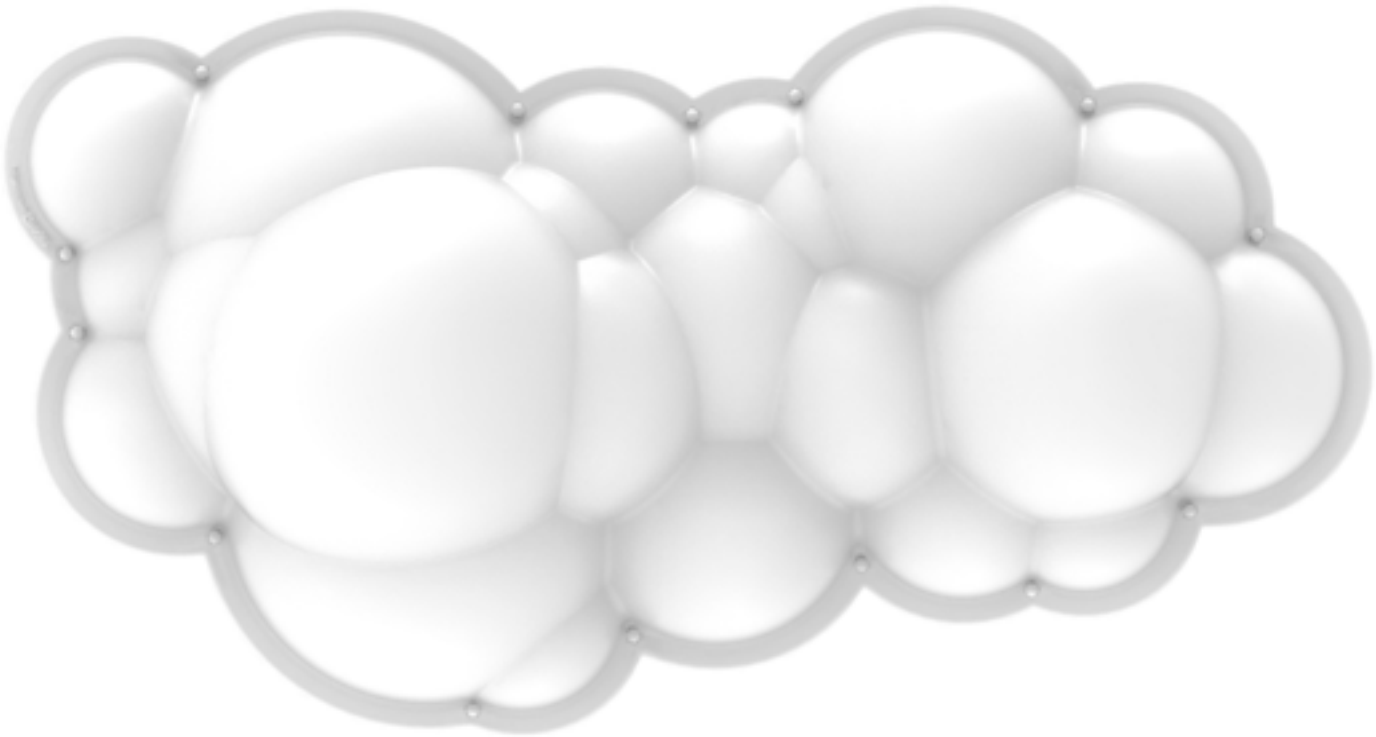


1945–2015







Mario Bellini designed Nuvola in 1974 for ‘Pianeta Ufficio’. A metaphysical collection of strong visual impact, made in rotational moulding for a 360° light diffusion.

IT Mario Bellini progetta Nuvola nel 1974 per ‘Pianeta Ufficio’. Una collezione metafisica di grande impatto visivo, realizzata in stampaggio rotazionale per una diffusione della luce a 360°.

FR Mario Bellini a conçu Nuvola en 1974 pour ‘Pianeta Ufficio’. Une collection métaphysique d’un grand impact visuel, réalisée en rotomoulage pour une diffusion de la lumière à 360°.

DE Mario Bellini entwarf Nuvola 1974 für ‘Pianeta Ufficio’. Eine metaphysische Kollektion mit großer ästhetischer Wirkung, hergestellt im Rotationsgussverfahren für eine 360°-Lichtstreuung.

Pendant

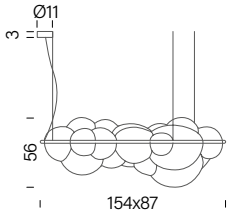

Technical information	Linear LED 132W Diffused emission Dimmable 1-10V 110-240V CCT 2700K 9000lm	CRI 85 IP20 Cable length 3m
Versions	White NUV LWW 51	

Pendant Minor

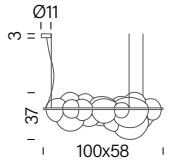

Technical information	Linear LED 90W Diffused Dimmable 1-10V 110-240V CCT 2700K 6000lm	CRI 85 IP20 Cable length 3m
Versions	White NUM LWW 51	

Wall/ceiling

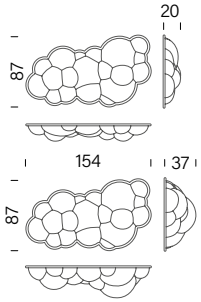

Technical information	Linear LED 66W Diffused emission Dimmable 1-10V 110-240V CCT 2700K 4500lm	CRI 85 IP20
Versions	White H20 NUV LWW 33 White H37 NUV LWW 34	

Wall/ceiling Minor

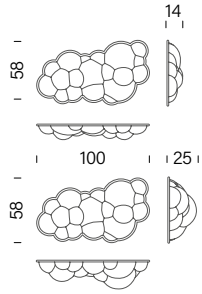

Technical information	Linear LED 45W Diffused emission Dimmable 1-10V 110-240V CCT 2700K 3000lm	CRI 85 IP20
Versions	White H14 NUM LWW 32 White H25 NUM LWW 31	



"I am fascinated by kinetic objects and thus searched for a new way to get a wall lamp moving"

Bernhard Osann

Swan

Bernhard Osann

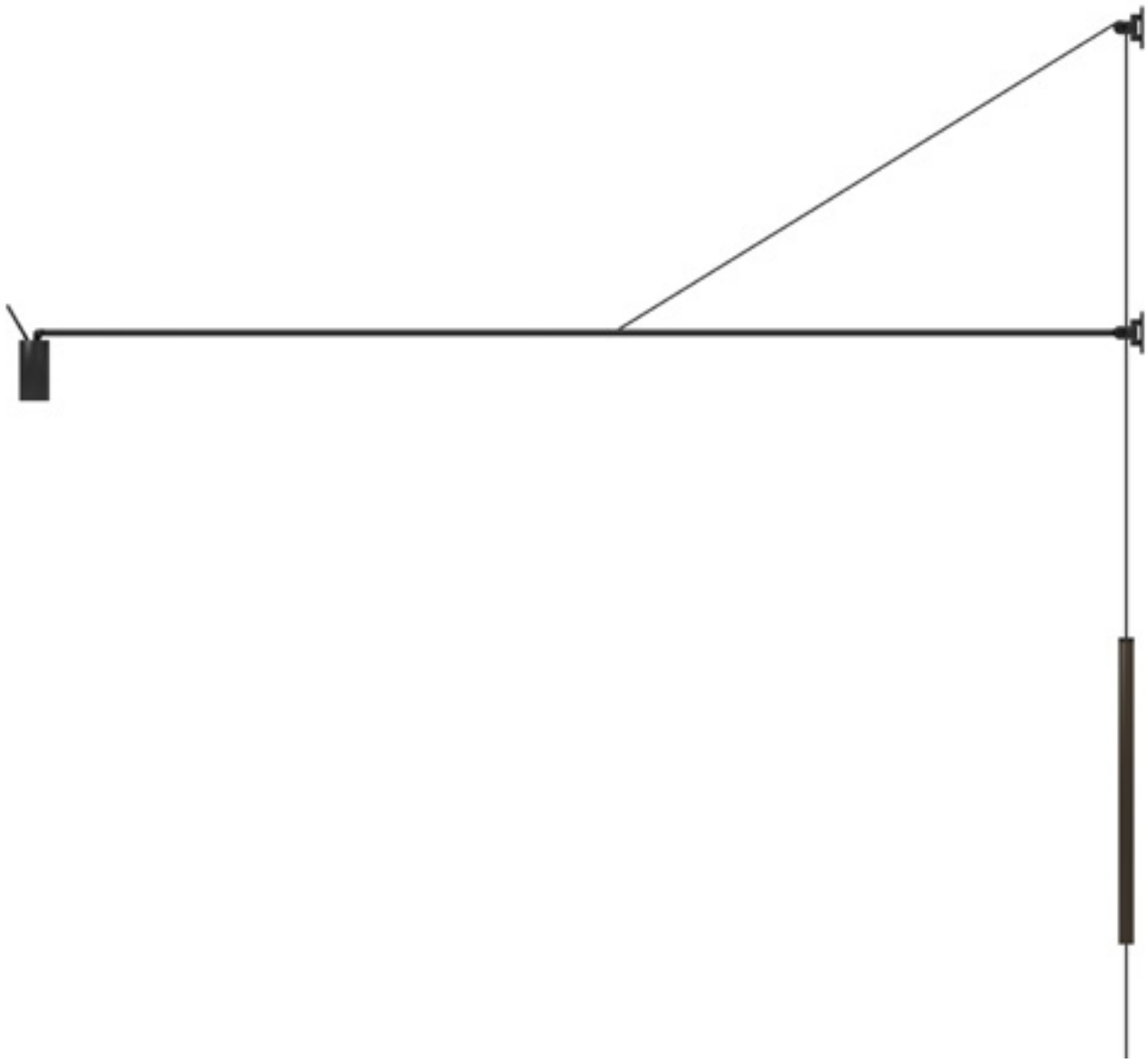





Swan

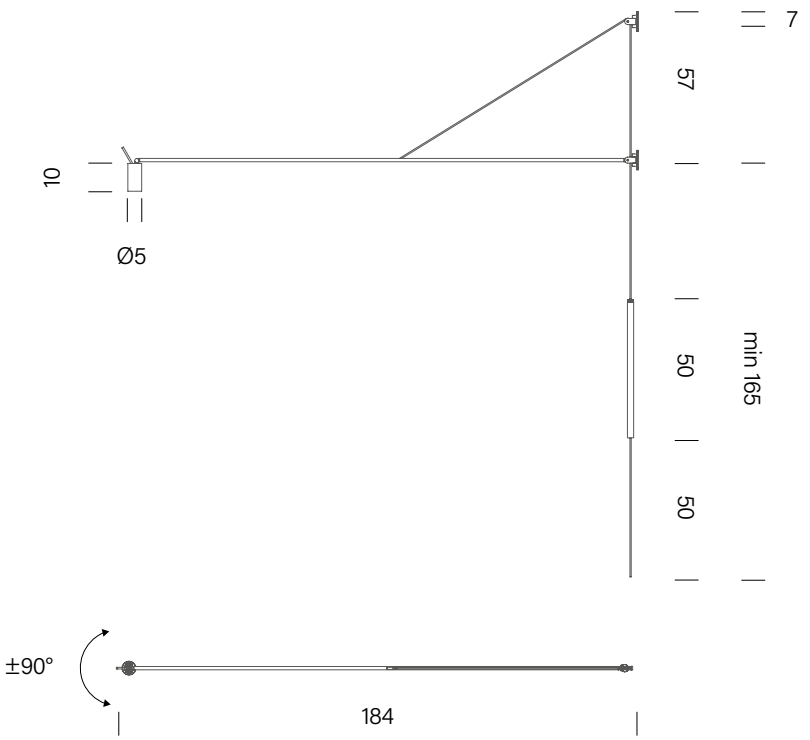

Swan Plus

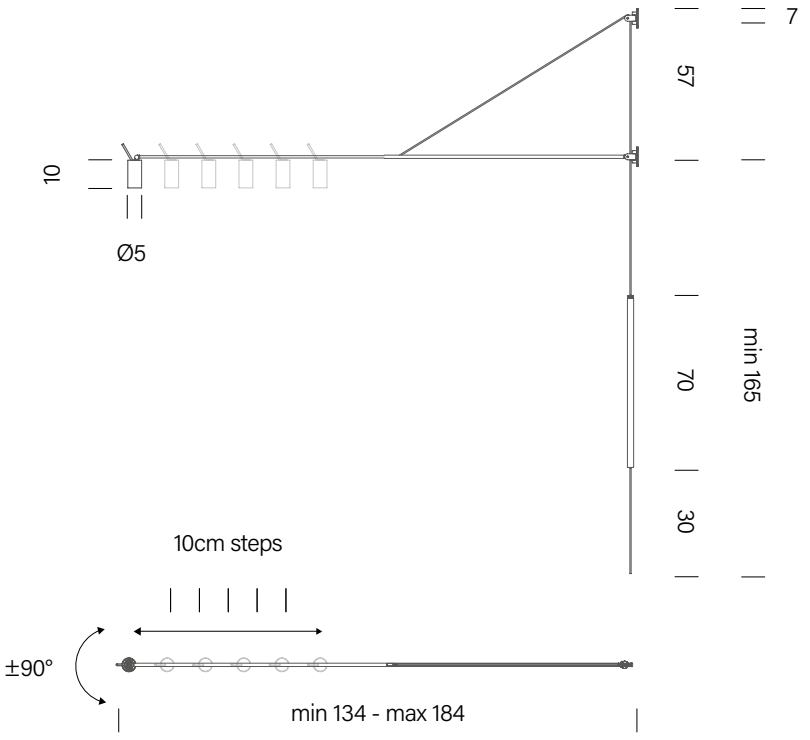

A graphic symbol, essential lines that accentuate the Swan lamp's great flexibility of movement and functionality. A productive intuition and a sophisticated mechanism make the lamp arm extendable from 134 cm to 184 cm while preserving the linearity and composure of the design. The adjustable light source offers precise and punctual illumination. The counterweight, an essential part of the design, is covered in Testa di Moro leather.

IT Un segno grafico, linee essenziali che accentuano la grande flessibilità di movimento e la funzionalità della lampada Swan. Un'intuizione produttiva e un meccanismo sofisticato rendono il braccio della lampada estensibile da 134 cm a 184 cm, conservando la linearità e la compostezza del design. La sorgente luminosa regolabile offre un'illuminazione precisa e puntuale. Il contrappeso, parte essenziale del design, è rivestito in pelle Testa di Moro.

FR Un symbole graphique, des lignes essentielles qui accentuent la grande flexibilité de mouvement et la fonctionnalité de la lampe Swan. Une intuition productive et un mécanisme sophistiqué rendent le bras de la lampe extensible de 134 cm à 184 cm tout en préservant la linéarité et la sobriété du design. La source lumineuse réglable offre un éclairage précis et ponctuel. Le contrepoids, élément essentiel du design, est recouvert de cuir Testa di Moro.

DE Ein grafisches Symbol, wesentliche Linien, die die große Bewegungsflexibilität und Funktionalität der Swan-Leuchte betonen. Eine produktive Intuition und ein ausgeklügelter Mechanismus machen den Lampenarm von 134 cm auf 184 cm ausziehbar, wobei die Linearität und die Ruhe des Designs erhalten bleiben. Die verstellbare Lichtquelle bietet eine präzise und punktgenaue Beleuchtung. Das Gegengewicht, ein wesentlicher Bestandteil des Designs, ist mit Testa di Moro-Leder bezogen.

Wall

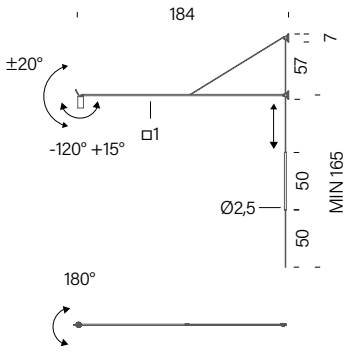

Technical information

LED board
15W
Direct emission
Dimmable on cable
110-240V
CCT 2700K
839lm

CRI 90
IP20
Cable length 3,5m
Honeycomb accessory included
60° optics

Versions

Black SWA LN2 31

Wall Plus

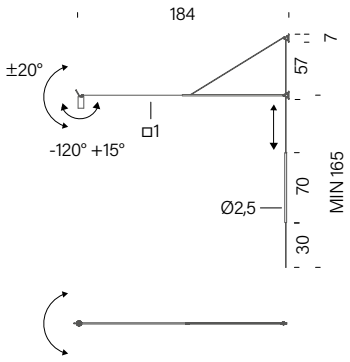

Technical information

LED board
15W
Direct emission
Dimmable on cable
110-240V
CCT 2700K
839lm

CRI 90
IP20
Cable length 3,5m
Honeycomb accessory included
60° optics
Adjustable from 134cm to 184cm in six 10cm steps

Versions

Black SWA LN2 32



"Titia is a vortex of suspended lights. Why Titia? When I close my eyes thinking of Titia, I see a smiling, happy and free girl whose name is Titia"

Arihiro Miyake

Titia

Arihiro Miyake

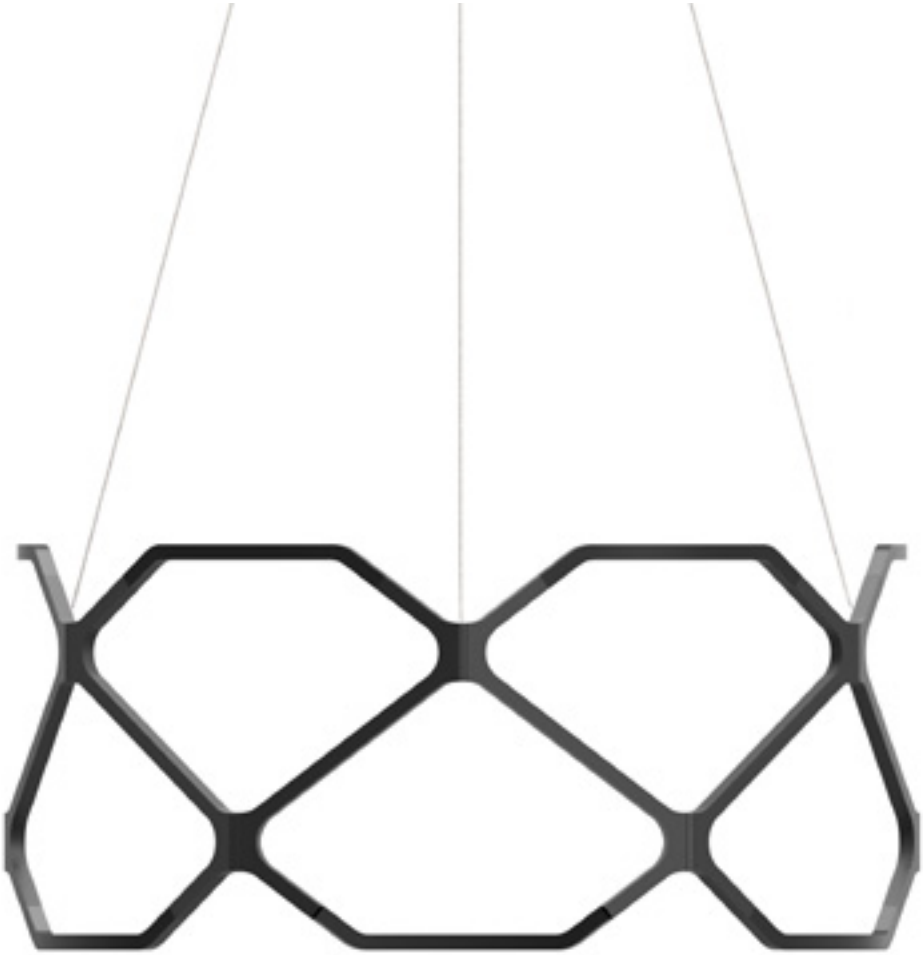



Moving into the future in the dematerialisation and miniaturisation of light sources. Titia is the result of a remarkable piece of light engineering that becomes part of the structure itself: the vacuum is filled by the light of the structure. The identical modules in recycled polymer are injection-moulded and equipped with quick couplings, allowing a practical and fast assembly and creating a discreet silhouette.

IT Un salto nel futuro nella smaterializzazione e miniaturizzazione delle sorgenti luminose. Titia è il risultato di un notevole lavoro di ingegneria luminosa che diventa parte della lampada stessa: il vuoto è riempito dalla luce della struttura; i moduli identici in polimero riciclato sono stampati a iniezione e dotati di giunture che consentono un montaggio pratico e veloce e creano una silhouette discreta.

FR Titia est le résultat d'un travail d'ingénierie considérable et représente un saut dans le futur dans la dématérialisation et la miniaturisation des sources lumineuses, qui font partie de la structure elle-même: le vide est comblé par la lumière de la structure. Les modules identiques en polymère recyclé sont moulés par injection et équipés de jonctions pour un assemblage pratique et rapide et une silhouette discrète.

DE Titia ist das Ergebnis umfangreicher Ingenieursarbeit und stellt einen Sprung in die Zukunft der Dematerialisierung und Miniaturisierung von Lichtquellen dar, die Teil der Struktur selbst werden: Der Hohlraum wird durch das Licht der Struktur ausgefüllt; identische Module aus recyceltem Polymer werden im Spritzgussverfahren hergestellt und mit Verbindungen versehen, die eine effiziente Fertigung ermöglichen und eine diskrete Silhouette schaffen.

Pendant

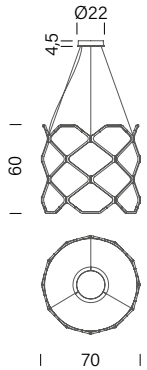

Technical information

Linear LED
90W
Diffused emission
Dimmable 1-10V
110-240V
CCT 2700K
3850lm

CRI 85
IP20
Cable length 3m

Versions

Black TIT LNN 51
White TIT LWW 51

Minor pendant

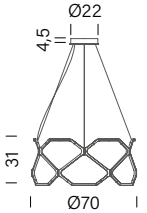

Technical information

Linear LED
65W
Diffused emission
Dimmable 1-10V
110-240V
CCT 2700K
2452lm

CRI 85
IP20
Cable length 3m

Versions

Black TIT LNN 52



"I was inspired by the sculptural and kinetic aesthetics of articulated arms. Radical simplification brings these aesthetics into focus. As the joints work without visible wires or rope hoists the Untitled is reduced to a few precise lines. The result is a graphically appearing, timeless desk lamp, characterized by its flexibility"

Bernhard Osann

Untitled

Bernhard Osann

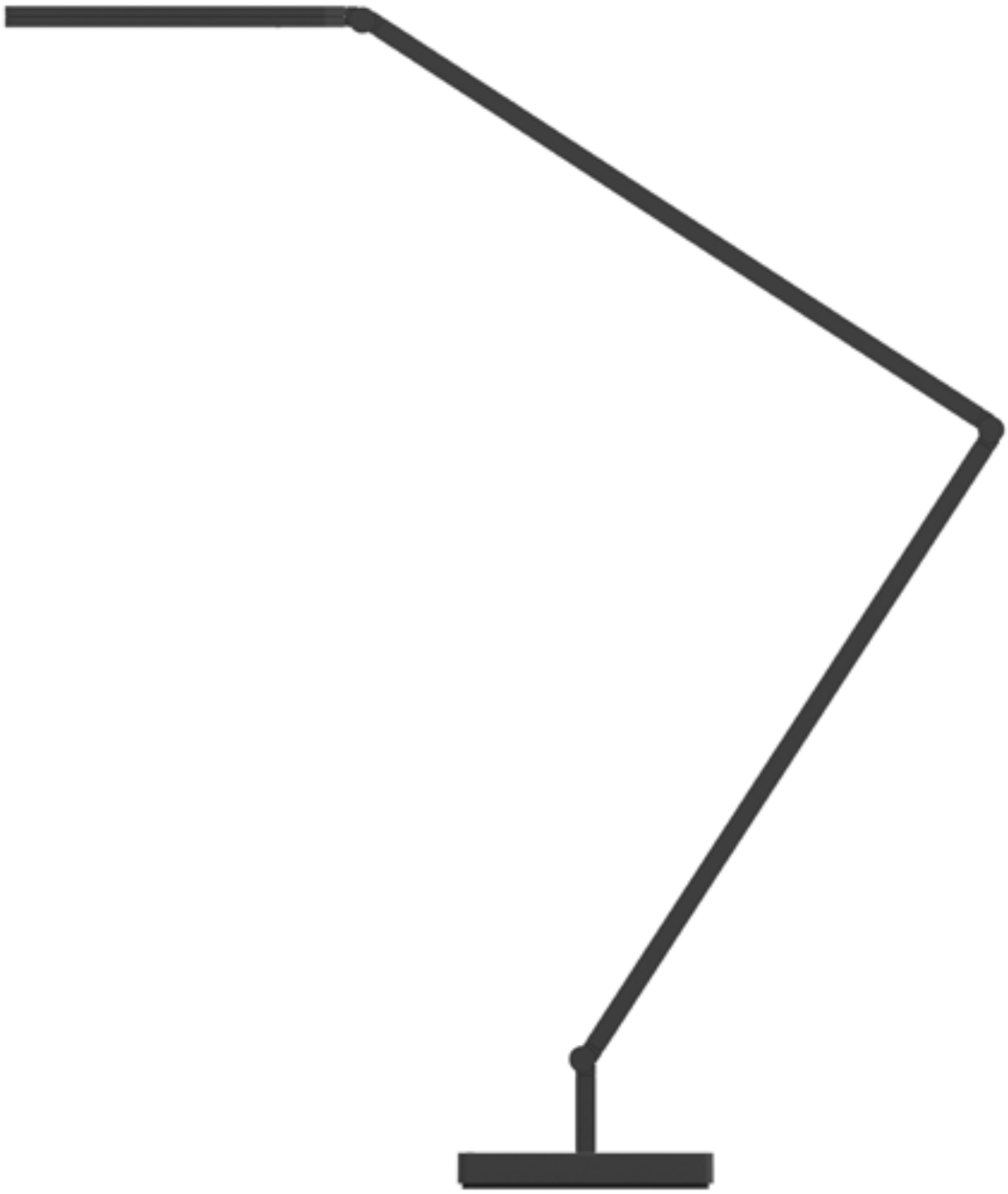















A definitive synthesis of mechanics and lighting technology, this design is clean and essential, with miniaturized joints that allow for extreme flexibility of movement. The Linear version has been designed explicitly with optics to ensure maximum visual comfort in work environments.

IT Progetto di sintesi vincente di meccanica e illuminotecnica. Un design pulito ed essenziale, con snodi miniaturizzati che consentono un'estrema versatilità di movimento. La versione Linear è stata progettata con un'ottica specifica per garantire il massimo comfort visivo negli ambienti di lavoro.

FR Projet de synthèse réussie de mécanique et de technologie de l'éclairage, ce design est épuré et essentiel, avec des articulations miniaturisées qui permettent une flexibilité extrême de mouvement. La version Linear a été conçue avec une optique spécifique pour assurer un confort visuel maximal dans les lieux de travail.

DE Eine definitive Synthese aus Mechanik und Lichttechnik, ein klares und essentielles Design mit miniaturisierten Gelenken, die eine extreme Bewegungsflexibilität ermöglichen. Die Linear-Version wurde explizit mit Optik entworfen, um maximalen Sehkomfort in Arbeitsumgebungen zu gewährleisten.

Reading linear	Technical information	Linear LED 7W Direct emission Dimmable on board 110-240V 485lm	CRI 90 IP20 Cable length 2m 155° joint rotation
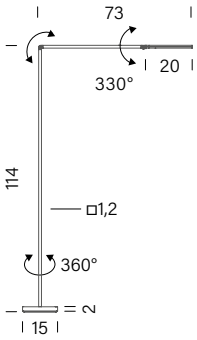	Versions	2700K	Black UNT LN2 2A
		3000K	Black UNT LNN 2A
Reading spot	Technical information	LED spot 6,5W Direct emission Dimmable on board 110-240V 395lm	CRI 90 IP20 Cable length 2m 40° optic 155° joint rotation
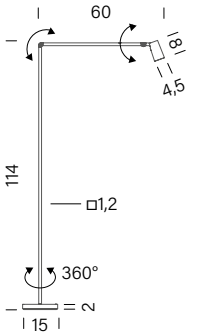	Versions	2700K	Black UNT LN2 2B
		3000K	Black UNT LNN 2B
Reading cone	Technical information	LED spot 6,5W Direct emission Dimmable on board 110-240V 395lm	CRI 90 IP20 Cable length 2m 40° optic 155° joint rotation
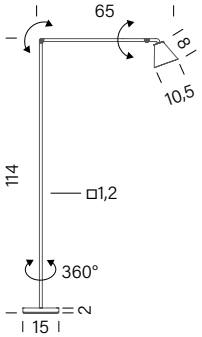	Versions	black/gold cone	2700K UNT LN2 2C 3000K UNT LNN 2C
		black/black cone	2700K UNT LN2 2D 3000K UNT LNN 2D

Table/wall mini linear 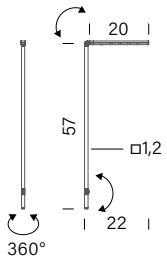	Technical information	Linear LED 7W Direct emission Dimmable on board 110-240V 485lm	CRI 90 Cable length 2m 155° joint rotation Accessories (base, desk clamp, wall fixing) sold separately
	Versions	CCT 2700K	Black UNT LN2 15
		CCT 3000K	Black UNT LNN 15
Table/wall mini spot 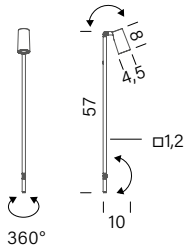	Technical information	LED spot 6,5W Direct emission Dimmable on board 110-240V 395lm	CRI 90 Cable length 2m 40° optic 155° joint rotation Accessories (base, desk clamp, wall fixing) sold separately
	Versions	CCT 2700K	Black UNT LN2 16
		CCT 3000K	Black UNT LNN 16
Table/wall linear 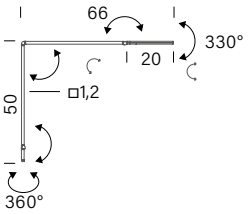	Technical information	Linear LED 7W Direct emission Dimmable on board 110-240V 485lm	CRI 90 IP20 Cable length 2m 155° joint rotation Accessories (base, desk clamp, wall fixing) sold separately
	Versions	CCT 2700K	Black UNT LNN 11
		CCT 3000K	Black UNT LNN 13
Table/wall spot 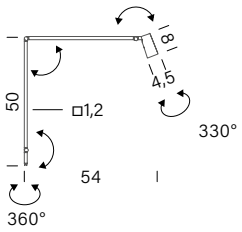	Technical information	LED spot 6,5W Direct emission Dimmable on board 110-240V 395lm	CRI 90 IP20 Cable length 2m 40° optic 155° joint rotation Accessories (base, desk clamp, wall fixing) sold separately
	Versions	CCT 2700K	Black UNT LNN 12
		CCT 3000K	Black UNT LNN 14

Accessories

Wall fixing 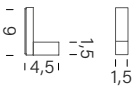	Black UNT ATN 31
Base 	Black UNT BAN 11
Desk clamp 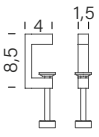	Black UNT ATN 11



"Nature, again and again, inspires us to design - like the 'crown', which comes from a snowflake"

Jehs+Laub

Crown

Jehs+Laub

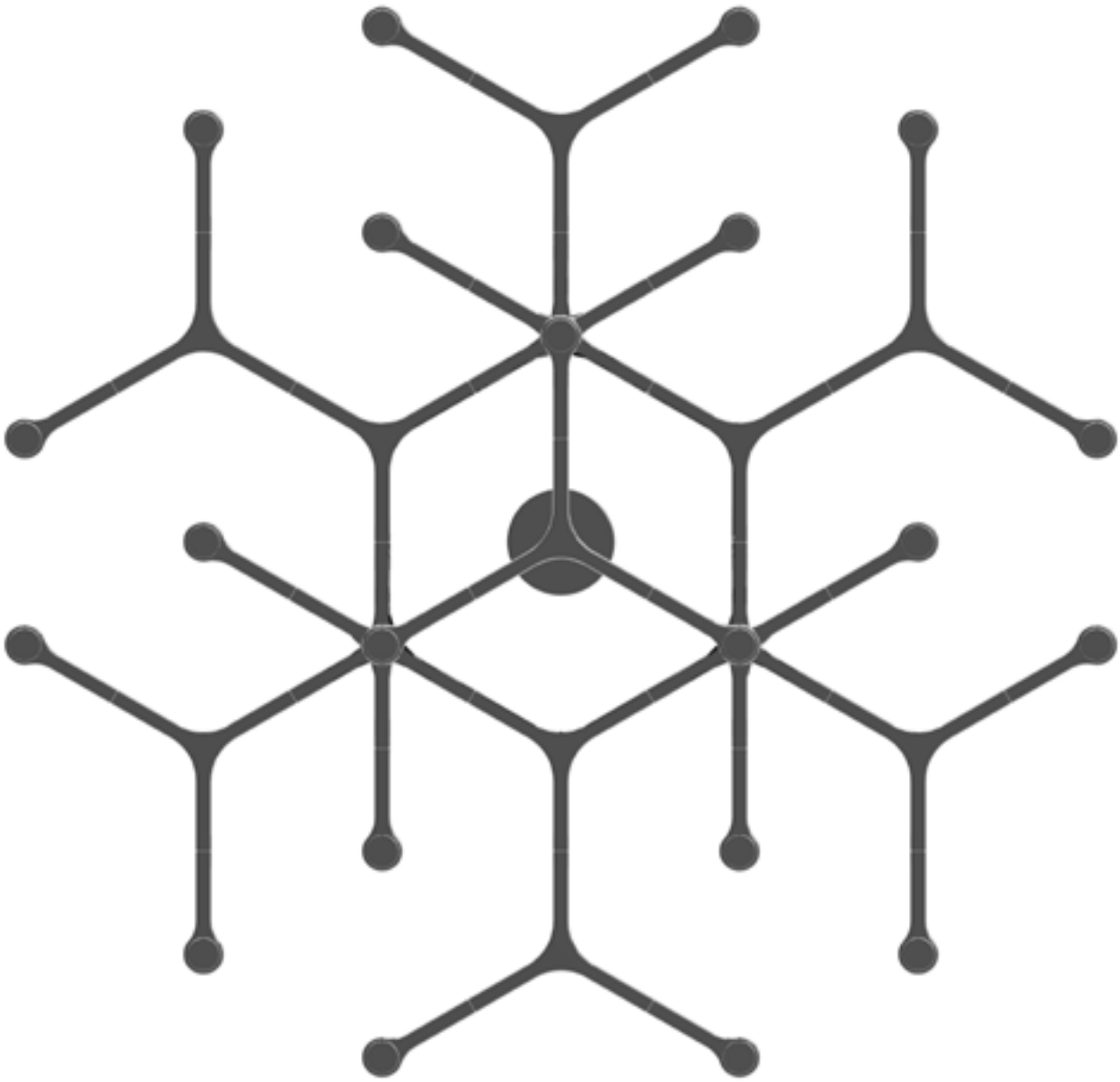









Crown plana mega gold painted



Crown royal gold painted



Crown wall 4 gold painted





A contemporary design icon reminiscent of ancient chandeliers: Crown, inspired by the shape of snowflakes, is characterised by a versatile design with a strong visual appeal, enhanced by a modular structure that allows countless possible combinations of colours and sizes.

IT Icona del design contemporaneo che rievoca gli antichi chandelier: Crown, ispirato alla forma dei fiocchi di neve, si contraddistingue per il suo design versatile e dal forte impatto scenico, interpretato dalla struttura modulare che consente innumerevoli possibili combinazioni di colori e dimensioni.

FR Icône du design contemporain qui évoque les lustres anciens: Crown, inspiré par la forme des flocons de neige, se distingue par son design polyvalent et un fort impact scénique, interprété par la structure modulaire qui permet d'innombrables combinaisons possibles de couleurs et de tailles.

DE Eine zeitgenössische Designikone, die an antike Kronleuchter erinnert: Crown, inspiriert von der Form von Schneeflocken, zeichnet sich durch sein vielseitiges Design mit starker szenischer Wirkung aus, interpretiert durch seine modulare Struktur, die unzählige Kombinationsmöglichkeiten von Farben und Größen ermöglicht.

Glass finishes

Satin glass

Ribbed transparent glass



Crown finishes

White

Black



Gold painted



Polished aluminium



Gold plated



Black plated



Applique Wall

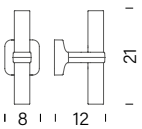

Technical information	G9 LED 2 × 4W Diffused emission Dimmable according to bulb 110-240V	IP20 Satin glass diffuser Bulb H max: 6cm LED version with kit G9 LED NEMO
Versions	White CRO HWW 33 Black CRO HNW 33 Gold painted CRO HGW 33	Polished aluminium CRO HLW 33 Gold plated CRO HOW 33 Black plated CRO HPW 33

2 Wall

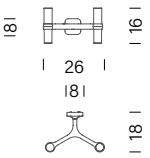

Technical information	G9 2 × 60W Diffused emission Dimmable according to bulb 110-240V	IP20 Satin glass diffuser Bulb H max: 6cm LED version with kit G9 LED NEMO
Versions	White CRO HWW 31 Black CRO HNW 31 Gold painted CRO HGW 31	Polished aluminium CRO HLW 31 Gold plated CRO HOW 31 Black plated CRO HPW 31

4 Wall

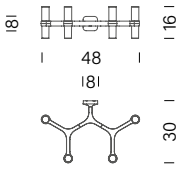

Technical information	G9 4 × 60W Diffused emission Dimmable according to bulb 110-240V	IP20 Satin glass diffuser Bulb H max: 6cm LED version with kit G9 LED NEMO
Versions	White CRO HWW 32 Black CRO HNW 32 Gold painted CRO HGW 32	Polished aluminium CRO HLW 32 Gold plated CRO HOW 32 Black plated CRO HPW 32

Minor Pendant

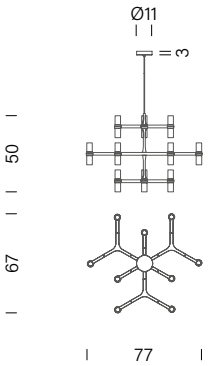

Technical information	G9 12 × 25W Diffused emission Dimmable according to bulb 110-240V	IP20 Cable length 2,5m Satin glass diffuser Bulb H max: 6cm LED version with kit G9 LED NEMO
Versions	White CRO HWT 51 Black CRO HNT 51 Gold painted CRO HGW 51	Polished aluminium CRO HLT 51 Gold plated CRO HOW 51 Black plated CRO HPW 51

Major Pendant

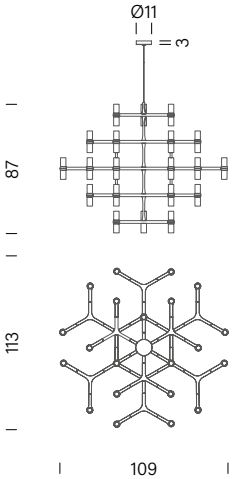

Technical information	G9 30 × 25W Diffused emission Dimmable according to bulb 110-240V	IP20 Cable length 3,5m Satin glass diffuser Bulb H max: 6cm LED version with kit G9 LED NEMO
Versions	White CRO HWT 52 Black CRO HNT 52 Gold painted CRO HGW 52	Polished aluminium CRO HLT 52 Gold plated CRO HOW 52 Black plated CRO HPW 52

Multi Pendant

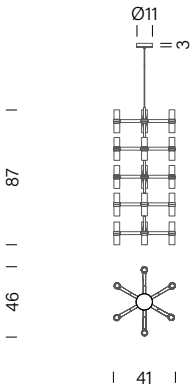

Technical information	G9 15 × 25W Diffused emission Dimmable according to bulb 110-240V	IP20 Cable length 2,5m Satin glass diffuser Bulb H max: 6cm LED version with kit G9 LED NEMO
Versions	White CRO HWW 58 Black CRO HNW 58 Gold painted CRO HGW 58	Polished aluminium CRO HLW 58Gold plated CRO HOW 58 Black plated CRO HPW 58

Magnum Pendant

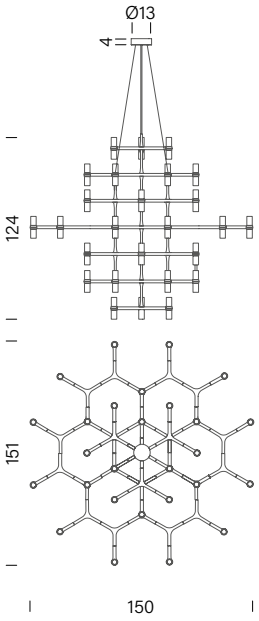

Technical information	G9 42 × 25W Diffused emission Double switch Dimmable according to bulb 110-240V	IP20 Cable length 3,5m Satin glass diffuser Bulb H max: 6cm LED version with kit G9 LED NEMO
Versions	White CRO HWW 5A Black CRO HNW 5A Gold painted CRO HGW 5A	Polished aluminium CRO HLW 5A Gold plated CRO HOW 5A Black plated CRO HPW 5A

Summa Pendant

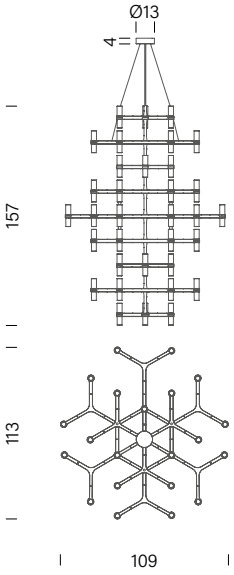

Technical information	G9 48 × 25W Diffused emission Double switch Dimmable according to bulb 110-240V	IP20 Cable length 3,5m Satin glass diffuser Bulb H max: 6cm LED version with kit G9 LED NEMO
Versions	White CRO HWW 59 Black CRO HNW 59 Gold painted CRO HGW 59	Polished aluminium CRO HLW 59 Gold plated CRO HOW 59 Black plated CRO HPW 59

Royal Pendant

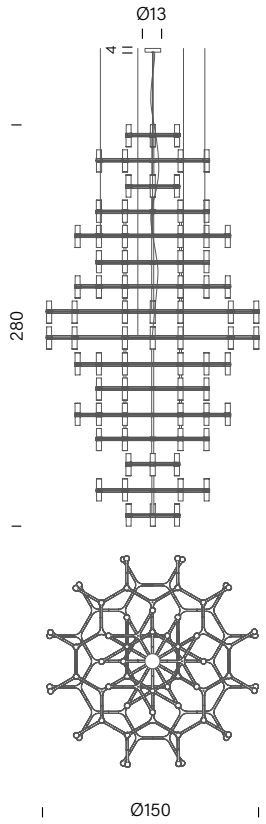

Technical information	G9 LED 120 × 3W Diffused emission Double switch dimmable according to bulb 110-240V	IP20 Cable length 3,5m Satin glass diffuser Bulb H max: 6cm LED version with kit G9 LED NEMO
Versions	White CRO HWW 5B Black CRO HNW 5B Gold painted CRO HGW 5B	Polished aluminium CRO HLW 5B Gold plated CRO HOW 5B Black plated CRO HPW 5B

Plana Minor Pendant

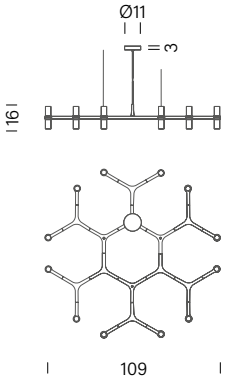

Technical information	G9 12 × 25W Diffused emission Dimmable according to bulb 110-240V	IP20 Cable length 2,5m Satin glass diffuser Bulb H max: 6cm LED version with kit G9 LED NEMO
Versions	White CRO HWW 55 Black CRO HNW 55 Gold painted CRO HGW 55	Polished aluminium CRO HLW 55 Gold plated CRO HOW 55 Black plated CRO HPW 55

Plana Pendant

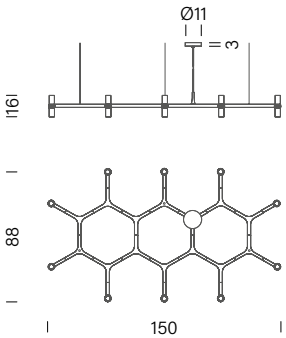

Technical information	G9 10 × 25W Diffused emission Dimmable according to bulb 110-240V	IP20 Cable length 2,5m Satin glass diffuser Bulb H max: 6cm LED version with kit G9 LED NEMO
Versions	White CRO HWW 56 Black CRO HNW 56 Gold painted CRO HGW 56	Polished aluminium CRO HLW 56 Gold plated CRO HOW 56 Black plated CRO HPW 56

Plana Major Pendant

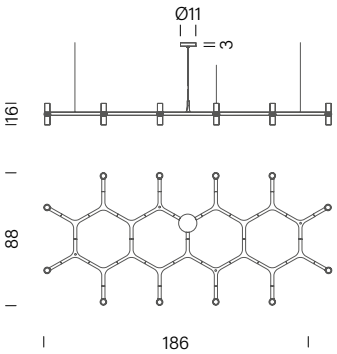

Technical information	G9 12 × 25W Diffused emission Dimmable according to bulb 110-240V	IP20 Cable length 2,5m Satin glass diffuser Bulb H max: 6cm LED version with kit G9 LED NEMO
Versions	White CRO HWW 53 Black CRO HNW 53 Gold painted CRO HGW 53	Polished aluminium CRO HLW 53 Gold plated CRO HOW 53 Black plated CRO HPW 53

Plana Mega Pendant

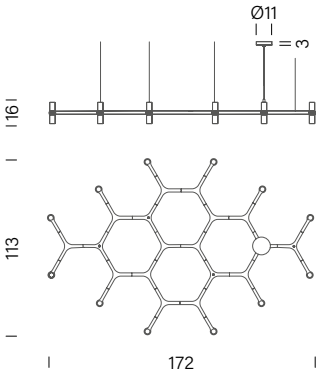

Technical information	G9 12 × 25W Diffused emission Dimmable according to bulb 110-240V	IP20 Cable length 2,5m Satin glass diffuser Bulb H max: 6cm LED version with kit G9 LED NEMO
Versions	White CRO HWW 57 Black CRO HNW 57 Gold painted CRO HGW 57	Polished aluminium CRO HLW 57 Gold plated CRO HOW 57 Black plated CRO HPW 57

Plana Linea Pendant

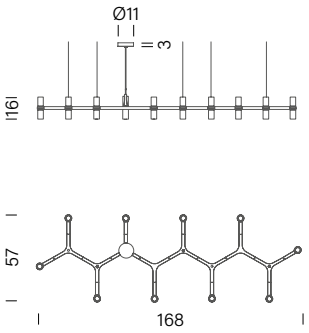

Technical information	G9 10 × 25W Diffused emission Dimmable according to bulb 110-240V	IP20 Cable length 2,5m Satin glass diffuser Bulb H max: 6cm LED version with kit G9 LED NEMO
Versions	White CRO HWW 54 Black CRO HNW 54 Gold painted CRO HGW 54	Polished aluminium CRO HLW 54 Gold plated CRO HOW 54 Black plated CRO HPW 54

Accessories

glass diffusers kit for crown

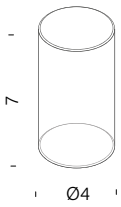

6 pieces — Satin glass CRO 000 20

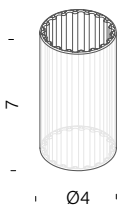

6 pieces — Transparent ribbed glass CRO 000 10



"The lamp was born from the bold attempt to overcome the laws of nature. It almost seems as if this succeeded. It balances at the limits of the impossible, like a bird. While the vertical element keeps the balance, the horizontal element emits the light"

Bernhard Osann

Bird

Bernhard Osann

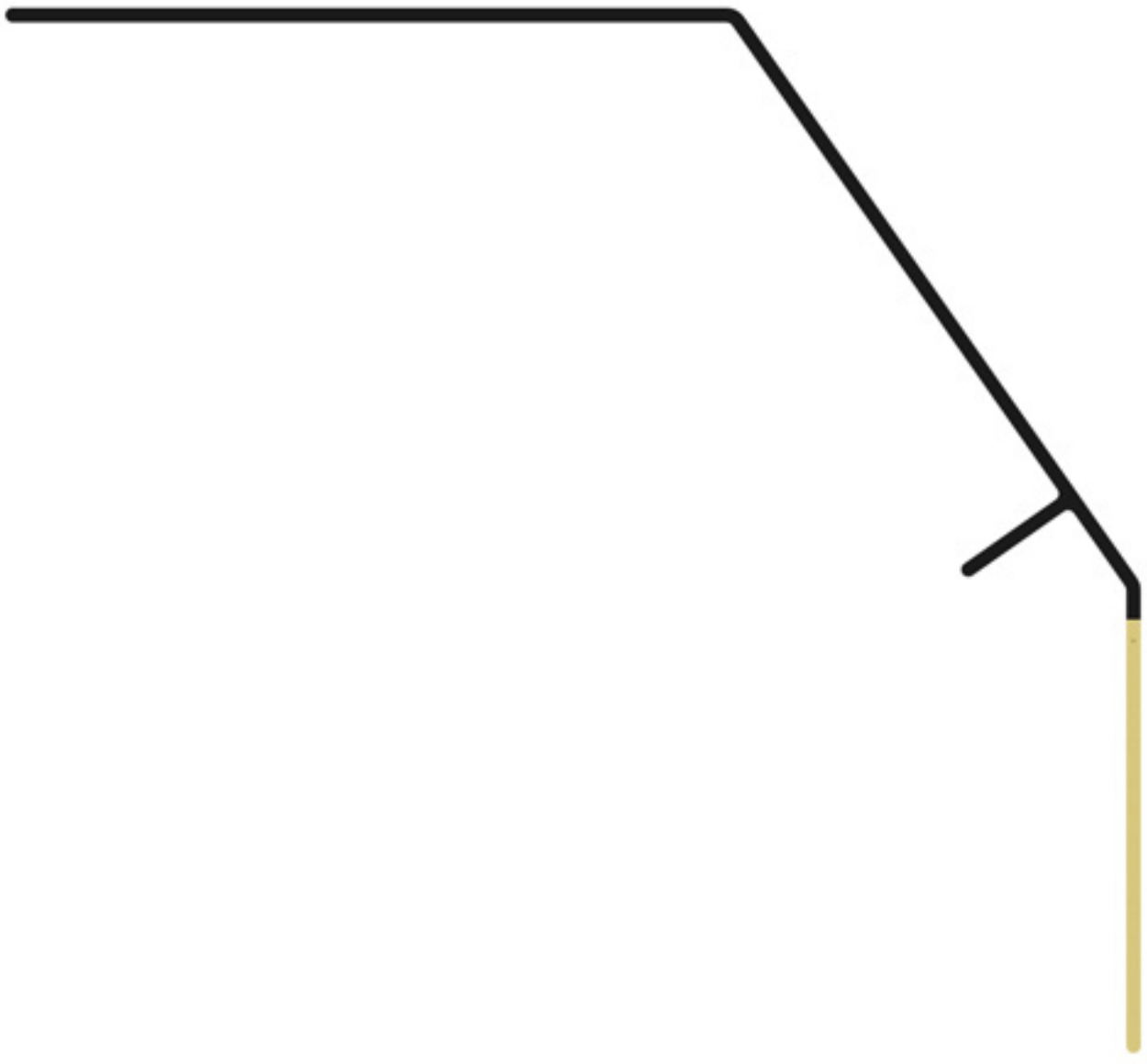



Bird is a unique project, a synthesis of constant ambition, design awareness and engineering. An object that rests - and balances - on the edge of any surface: the body oscillates and moves, but always returns to a horizontal position thanks to a vertical brass counterweight. The light source, incorporated in the arm, rotates around its own axis, for diffused direct and indirect lighting of great impact.

IT Bird è un progetto unico, una sintesi di costante ambizione, sensibilità progettuale e meccanica. Un oggetto che si appoggia - e si bilancia - sul bordo di qualsiasi superficie: il corpo oscilla e si muove, ma torna sempre in posizione orizzontale grazie a un contrappeso verticale in ottone. La sorgente luminosa, incorporata nel braccio, ruota attorno al proprio asse, per un'illuminazione diffusa diretta e indiretta di grande impatto.

FR Bird est un projet unique, synthèse d'une ambition constante, d'une conscience du design et de l'ingénierie. Un objet qui repose - et s'équilibre - sur le bord de n'importe quelle surface : le corps oscille et bouge, mais revient toujours à l'horizontale grâce à un contrepoids vertical en laiton. La source lumineuse, incorporée dans le bras, tourne autour de son propre axe, pour un éclairage direct et indirect diffus de grand impact.

DE Bird ist ein einzigartiges Projekt, eine Synthese aus konstantem Ehrgeiz, Designbewusstsein und Technik. Ein Objekt, das auf der Kante einer beliebigen Oberfläche ruht - und balanciert: Der Körper schwingt und bewegt sich, kehrt aber dank eines vertikalen Gegengewichts aus Messing immer in eine horizontale Position zurück. Das in den Arm integrierte LED-Modul dreht sich um seine eigene Achse und sorgt für eine diffuse direkte und indirekte Beleuchtung.

Table

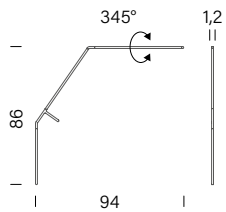

Technical information

Linear LED
10W
Diffused emission
Dimmable on board
110-240V
CCT 2700K
715lm

CRI 85
IP20
Cable length 2m
345° orientable head

Versions

Black BIR LNO 11



"Kepler is the lighting sculpture with many faces. It would be one of the new appearances resulted by the developments of industrial technique and design methods"

Arihiro Miyake

Kepler

Arihiro Miyake







The Kepler collection is made of painted extruded aluminium, whose continuous line is obtained through a three-dimensional manufacturing process developed by Nemo. Designed on the basis of the mathematical principle of the Möbius strip. Diffuser in opaque technopolymer.

IT La collezione Kepler è realizzata in estruso di alluminio verniciato, la cui linea continua è ottenuta attraverso un processo di lavorazione tridimensionale sviluppato da Nemo. Disegnata alla base del principio matematico del nastro di Möbius. Diffusore in tecnopolimero opaco.

FR La collection Kepler est réalisée en aluminium extrudé peint, dont la ligne continue est obtenue grâce à un processus de fabrication tridimensionnel développé par Nemo. Conçue sur la base du principe mathématique de la bande de Möbius. Diffuseur en technopolymère opaque.

DE Die Kepler-Kollektion besteht aus lackiertem, extrudiertem Aluminium, dessen durchgehende Linie durch ein von Nemo entwickeltes dreidimensionales Herstellungsverfahren erzielt wird. Entworfen auf der Grundlage des mathematischen Prinzips des Möbiusbandes. Diffusor aus undurchsichtigem technopolymer.

Kepler petite

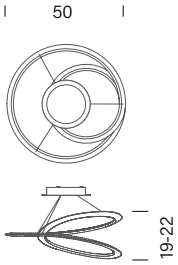

Kepler minor

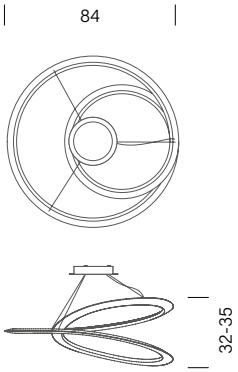

Kepler

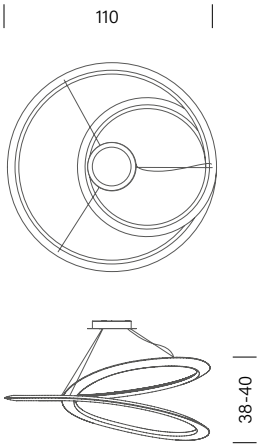

Kepler finishes

White



Black



Gold



Kepler petite 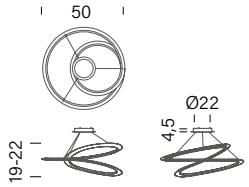	Technical informationy	Linear LED 55W Downlight: diffused emission Dimmable 1-10V 110-240V 1954lm	CRI 85 IP20 Adjustable cable length from 2,5m to 0,4m
	Versions	Downlight 2700K	White KES LWW 54 Black KES LNN 54 Gold KES LOW 54
		Downlight 3000K	White KES LWW 52 Black KES LNN 52 Gold KES LOW 52
Kepler minor 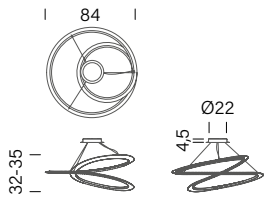	Technical information	Linear LED 69W Downlight: diffused emission Uplight: diffused indirect emission Dimmable 1-10V 110-240V 4000lm	CRI 85 IP20 Adjustable cable length from 2,5m to 0,4m
	Versions	Downlight 2700K	White KEM LWW 54 Black KEM LNN 54 Gold KEM LOW 54
		Downlight 3000K	White KEM LWW 52 Black KEM LNN 52 Gold KEM LOW 52
		Uplight 2700K	White KEM LWW 53 Black KEM LNN 53 Gold KEM LOW 53
		Uplight 3000K	White KEM LWW 51 Black KEM LNN 51 Gold KEM LOW 51
Kepler 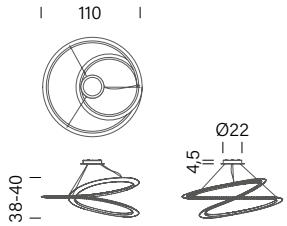	Technical information	Linear LED 83W Downlight: diffused emission Uplight: diffused indirect emission Dimmable 1-10V 110-240V 4800lm	CRI 85 IP20 Adjustable cable length from 2,5m to 0,4m
	Versions	Downlight 2700K	White KEP LWW 54 Black KEP LNN 54 Gold KEP LOW 54
		Downlight 3000K	White KEP LWW 52 Black KEP LNN 52 Gold KEP LOW 52
		Uplight 2700K	White KEP LWW 53 Black KEP LNN 53 Gold KEP LOW 53
		Uplight 3000K	White KEP LWW 51 Black KEP LNN 51 Gold KEP LOW 51



"In a time in which the light source itself can even be designed according to each object, the question would be how the lighting design should meet technology and how the light should look like. My answer is a simple, yet very fresh attempt, free from ready-made ideas, and rules based on classic lighting sources. In The Wind is a way to the future"

Arihiro Miyake

In The Wind

Arihiro Miyake





In The Wind pendant vertical gold



In The Wind floor black





The In The Wind collection is made of extruded aluminium whose off-axis twisting allows diffuse 360° lighting. The helical shape is achieved through a technique developed specifically by Nemo. The diffusers are made of opaline methacrylate while the extremities are made of die-cast aluminium.

IT La collezione In The Wind è realizzata con estruso di alluminio la cui torsione fuori asse permette un'illuminazione diffusa a 360°. La forma elicoidale è ottenuta attraverso una tecnica sviluppata appositamente da Nemo. I diffusori sono in metacrilato opalino mentre le parti terminali sono in alluminio pressofuso.

FR La collection In The Wind est réalisée en aluminium extrudé dont la torsion hors axe permet un éclairage diffus à 360°. La forme hélicoïdale est obtenue grâce à une technique développée spécifiquement par Nemo. Les diffuseurs sont en méthacrylate opalin tandis que les extrémités sont en aluminium moulé sous pression.

DE Die Kollektion In The Wind besteht aus fließgepresstem Aluminium, dessen außermittige Verdrehung eine diffuse Beleuchtung von 360° ermöglicht. Die spiralförmige Form wird durch eine speziell von Nemo entwickelte Technik erreicht. Die Diffusoren bestehen aus opalem Methacrylat, während die Endstücke aus Aluminiumdruckguss hergestellt sind.

In The Wind finishes

White

Black



Titan grey



Gold



Floor

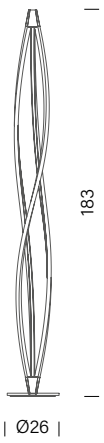

Technical information	Linear LED 58W Diffused 360° emission Dimmable on cable 110-240V	CRI 85 IP20 Cable length 2m
Versions	2700K (2570lm)	White ITW LWW 22 Black ITW LNW 22 Titan grey ITW LDW 22 Gold ITW LGW 22
	3000K (2850lm)	White ITW LWW 21 Black ITW LNW 21 Titan grey ITW LDW 21 Gold ITW LGW 21

Pendant vertical



Technical information	Linear LED 58W Diffused 360° emission Dimmable, DALI push 230V	CRI 85 IP20 Cable length 3m Also available in 120V
Versions	2700K (2570lm)	White ITW LWW 55 Black ITW LNW 55 Titan grey ITW LDW 55 Gold ITW LGW 55
	3000K (2850lm)	White ITW LWW 58 Black ITW LNW 58 Titan grey ITW LDW 58 Gold ITW LGW 58

Pendant horizontal

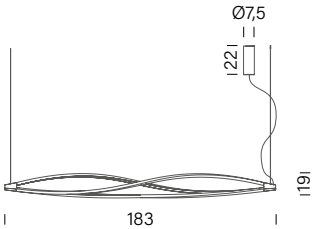

Technical information	Linear LED 58W Diffused 360° emission Dimmable, DALI push 230V	CRI 85 IP20 Metal cable length 3m Electrical cable length 5m Also available in 120V
Versions	2700K (2570lm)	White IITW LWW 56 Black ITW LNW 56 Titan grey ITW LDW 56 Gold ITW LGW 56
	3000K (2850lm)	White ITW LWW 57 Black ITW LNW 57 Titan grey ITW LDW 57 Gold ITW LGW 57



"A first Newton prototype was made in 2002. As a tribute to the discoverer of the gravity field, an apple reflects the light that passes through the diffuser disk. After seventeen years the lamp is now put back into production with Nemo. It is not the first time that my projects are appreciated after many years"

Andrea Branzi

Newton

Andrea Branzi





Newton chrome, black glossy

With direct reference to the anecdote of the apple falling on Isaac Newton's head, suggesting the existence of gravity, Newton's metal diffuser rotates and enlightens the natural element in a mix of direct and diffused light. A high-performance LED source enhances the fruit's colors.

IT Con un diretto riferimento all'aneddoto della mela che cadde sulla testa di Isaac Newton, suggerendo l'esistenza della forza di gravità, il diffusore metallico della Newton ruota e illumina l'elemento naturale in un mix di luce diretta e diffusa. Una sorgente LED ad alte prestazioni esalta i colori del frutto.

FR En référence directe à l'anecdote de la pomme tombée sur la tête d'Isaac Newton, suggérant l'existence de la gravité, le diffuseur métallique de Newton tourne et éclaire l'élément naturel dans un mélange de lumière directe et diffuse. Une source LED haute performance rehausse les couleurs du fruit.

DE Mit direktem Bezug auf die Anekdote des Apfels, der Isaac Newton auf den Kopf fiel und die Existenz der Schwerkraft andeutete, dreht sich der Metalldiffusor von Newton und beleuchtet das natürliche Element in einer Mischung aus direktem und diffusem Licht. Eine leistungsstarke LED-Lichtquelle bringt die Farben der Früchte zur Geltung.

Floor

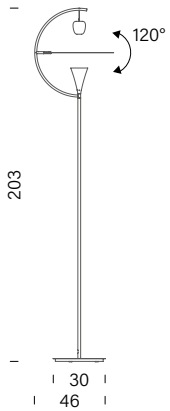

Technical information

LED board
16W
Diffused indirect emission
Dimmable on cable
110-240V
CCT 2700K
1150lm

CRI 95
IP20
Cable length 3,5m
Orientable diffuser

Versions

Black glossy NEW LNW 21
Chrome NEW LHW 21



"Try to move while looking at the Tru and crossing an observation point. You find that you lose the perception of the vertical element holding the light source and the lamp will look like a very thin object mysteriously lit"

Roberto Paoli

Tru

Roberto Paoli



LAMP CONCEPT







Sculptural, sleek, compact: two light panels compose a parallelepiped, leaving space for an empty slot, but concealing the light source through an optical effect. Made of aluminium, Tru provides indirect and diffuse light through two internal LED strips and an LED element on top. Equipped with a double dimmer for independent control of the two light sources.

IT Scultoreo, sottile, ridotto: due pannelli luminosi formano un parallelepipedo, lasciando spazio a una fessura vuota, ma nascondendo la sorgente luminosa attraverso un effetto ottico. Realizzata in alluminio, Tru fornisce un'illuminazione indiretta e diffusa attraverso due strisce LED interne e un elemento LED sulla parte superiore. Dotata di una doppia dimmerazione per il controllo indipendente delle due sorgenti luminose.

FR Sculptural, mince, réduit : deux panneaux lumineux forment un parallélépipède, laissant place à une fente vide, mais cachant la source lumineuse par un effet optique. En aluminium, Tru fournit un éclairage indirect et diffus à travers deux bandes LED internes et un élément LED sur le dessus. Équipée d'un double gradateur pour le contrôle indépendant des deux sources lumineuses.

DE Skulptural, schlank, reduziert: Zwei leuchtende Paneele bilden einen Quader, der Platz für einen Zwischenraum lässt, aber die Lichtquelle durch einen optischen Effekt verdeckt. Aus Aluminium gefertigt, sorgt Tru für indirekte und diffuse Beleuchtung durch zwei innenliegende LED-Streifen und ein LED-Element an der Oberseite. Ausgestattet mit einem Doppeldimmer zur unabhängigen Steuerung der beiden Lichtquellen.

Tru finishes

White *Black* *Titan grey* *Gold*



Floor

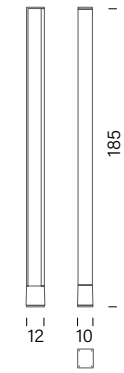

Technical information	Linear LED + LED board 16 + 33W Up + back, indirect emission Dimmable on board Double switch 110-240V 2125lm (up) + 1765lm (back)	CRI 85 IP20 Cable length 3,3m
Versions	2700K	White TRU LWW 25 Black TRU LNN 25 Titan grey TRU LDD 25 Gold TRU LGG 25
	3000K	White TRU LWW 24 Black TRU LNN 24 Titan grey TRU LDD 24 Gold TRU LGG 24

Pendant horizontal

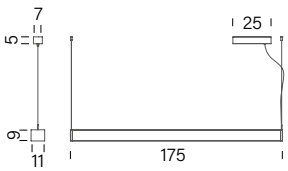

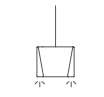

DOWN+DOWN

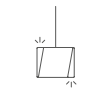

UP+DOWN

Technical information	Linear LED 2 × 33W Diffused emission downlight or uplight Dimmable on board Single switch 110-240V 2 × 1765lm	CRI 85 IP20 Metal cable length 3m electrical cable length 5m
Versions	2700K down+down	White TRU LWW 57 Black TRU LNN 57 Titan grey TRU LDD 57
	3000K down+down	White TRU LWW 5C Black TRU LNN 5C Titan grey TRU LDD 5C
	2700K up+down	White TRU LWW 55 Black TRU LNN 55 Titan grey TRU LDD 55
	3000K up+down	White TRU LWW 5A Black TRU LNN 5A Titan grey TRU LDD 5A



"We are looking for thrills. The important thing is to start from the idea of uniqueness"

Federico Palazzari

Ellisse

Federico Palazzari





Ellisse floor gold polished anodized







Ellisse pendant double mega gold painted

Realised in various versions through an innovative technology developed by Nemo for coupling extrusions, Ellisse guarantees diffused direct and indirect lighting with the LED housed within the structure while remaining unobtrusive. The design is linear and contemporary, while an elegant black marble base becomes a pedestal for the floor version.

IT Realizzata in diverse versioni attraverso un'innovativa tecnologia sviluppata da Nemo appositamente per l'accoppiamento degli estrusi, Ellisse garantisce un'illuminazione diffusa diretta e indiretta grazie al LED ospitato nella struttura senza risultare invadente. Il design è lineare e contemporaneo, mentre un elegante base in marmo nero diventa piedistallo per la versione da terra.

FR Suspensions, lampadaires et appliques fabriqués grâce à une technologie innovante développée par Nemo spécifiquement pour le couplage d'extrusions. Le design d'Ellisse est linéaire et contemporain et garantit un éclairage diffus direct et indirect grâce à la LED logée dans la structure sans être intrusive. Une élégante base en marbre noir devient un piédestal pour la version au sol.

DE Hänge-, Steh- und Wandleuchten, die mit einer innovativen Technologie hergestellt werden, die von Nemo speziell für die Verbindung von Formteilen entwickelt wurde. Das Design von Ellisse ist geradlinig und zeitgemäß und garantiert dank der in der Struktur untergebrachten LED eine diffuse direkte und indirekte Beleuchtung, ohne aufdringlich zu wirken. Ein eleganter schwarzer Marmorsockel wird zum Sockel für die Bodenversion.

Ellisse finishes

White



Black



Gold painted



Polished aluminium



Gold pol. anodized



Black Marquinia marble



Floor/wall

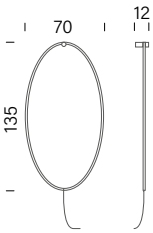

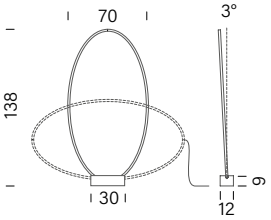

Technical information	Linear LED 66W Diffused emission Dimmable on cable 110-240V CCT 2700K 3450lm	CRI 85 IP20 Cable length 5m Base and wall hanger sold separately
Versions		Black ELP LNN 21 Gold polished anodized ELP LGN 21
Base		Black marquinia marble ELP BNN 21
Hanger		Gold polished anodized ELP AGG 31

Pendant minor

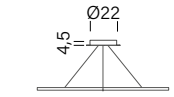

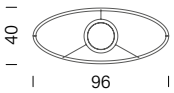

Technical information	Linear LED 50W Diffused emission downlight or uplight Dimmable 1-10V 110-240V 2250lm	CRI 85 IP20 Adjustable cable length from 2,5m to 0,4m
Versions	Downlight 2700K	White ELP LW2 52 Black ELP LN2 52 Gold painted ELP LO2 52 Polished aluminium ELP LL2 52 Gold polished anodized ELP LGW 52
	Downlight 3000K	White ELP LWW 52 Black ELP LNW 52 Gold painted ELP LOW 52 Polished aluminium ELP LLW 52
	Uplight 2700K	White ELP LW2 51 Black ELP LN2 51 Gold painted ELP LO2 51 Polished aluminium ELP LL2 51 Gold polished anodized ELP LGW 51
	Uplight 3000K	White ELP LWW 51 Black ELP LNW 51 Gold painted ELP LOW 51 Polished aluminium ELP LLW 51

Pendant major 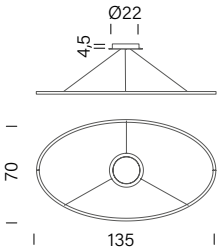	Technical information	Linear LED 69W Diffused emission downlight or uplight Dimmable 1-10V 110-240V 3450lm	CRI 85 IP20 Adjustable cable length from 2,5m to 0,4m
	Versions	Downlight 2700K	White ELP LW2 54 Black ELP LN2 54 Gold painted ELP LO2 54 Polished aluminium ELP LL2 54 Gold polished anodized ELP LGW 54
		Downlight 3000K	White ELP LWW 54 Black ELP LNW 54 Gold painted ELP LOW 54 Polished aluminium ELP LLW 54
		Uplight 2700K	White ELP LW2 53 Black ELP LN2 53 Gold painted ELP LO2 53 Polished aluminium ELP LL2 53 Gold polished anodized ELP LGW 53
		Uplight 3000K	White ELP LWW 53 Black ELP LNW 53 Gold painted ELP LOW 53 Polished aluminium ELP LLW 53
Pendant mega 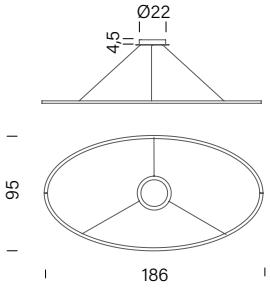	Technical information	Linear LED 76W Diffused emission downlight or uplight Dimmable 1-10V 110-240V 4425lm	CRI 85 IP20 Adjustable cable length from 2,5m to 0,4m
	Versions	Downlight 2700K	White ELP LW2 59 Black ELP LN2 59 Gold painted ELP LO2 59
		Downlight 3000K	White ELP LWW 59 Black ELP LNW 59 Gold painted ELP LOW 59
		Uplight 2700K	White ELP LW2 58 Black ELP LN2 58 Gold painted ELP LO2 58
		Uplight 3000K	White ELP LWW 58 Black ELP LNW 58 Gold painted ELP LOW 58

Pendant double	Technical information	Linear LED 85W Diffused emission downlight (major) and uplight (minor) Dimmable 1-10V 110-240V 2825+1850lm	CRI 85 IP20 Adjustable cable length from 2,5m to 0,4m
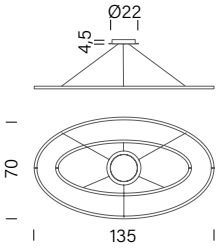	Versions	2700K	White ELP LW2 56 Black ELP LN2 56 Gold painted ELP LO2 56 Polished aluminium ELP LL2 56 Gold polished anodized ELP LGW 56
		3000K	White ELP LWW 56 Black ELP LNW 56 Gold painted ELP LOW 56 Polished aluminium ELP LLW 56
Pendant double mega	Technical information	Linear LED 90W Diffused emission downlight (mega) and uplight (major) Dimmable 1-10V 110-240V 2825+1850lm	CRI 85 IP20 Adjustable cable length from 2,5m to 0,4m
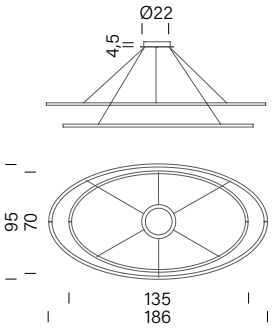	Versions	2700K	White ELP LW2 5A Black ELP LN2 5A Gold painted ELP LO2 5A
		3000K	White ELP LWW 5A Black ELP LNW 5A Gold painted ELP LOW 5A
Pendant triple	Technical information	Linear LED 94W Diffused emission downlight (major, minor) and uplight (minor) Dimmable 1-10V 110-240V 1325+2050+1325lm	CRI 85 IP20 Adjustable cable length from 2,5m to 0,4m
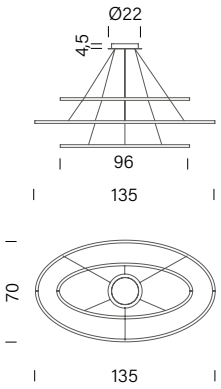	Versions	2700K	White ELP LW2 57 Black ELP LN2 57 Gold painted ELP LO2 57 Polished aluminium ELP LL2 57 Gold polished anodized ELP LGW 57
		3000K	White ELP LWW 57 Black ELP LNW 57 Gold painted ELP LOW 57 Polished aluminium ELP LLW 57



Fix





Fix gold burnished

Resulting from a constant research on essential shapes and a project to miniaturise the components, Fix represents the harmonious link between space and light: clean lines, compact dimensions and a new optical system housed in a square die-cast aluminium silhouette. A double light beam of 100° emphasises light control through a very delicate and natural approach.

IT Risultato di una costante ricerca sulle forme essenziali e di un progetto di miniaturizzazione dei componenti, FIX rappresenta il legame armonico tra spazio e luce: linee pulite, dimensioni compatte e un nuovo sistema ottico inserito in una sagoma quadrata in alluminio pressofuso. Un doppio fascio luminoso di 100° enfatizza il controllo della luce con un approccio molto delicato e naturale.

FR Résultat d'une recherche constante sur les formes essentielles et d'un projet de miniaturisation des composants, Fix est la lampe la plus petite du catalogue et représente le lien harmonieux entre l'espace et la lumière: lignes épurées, dimensions compactes et un nouveau système optique inséré dans une forme carrée en aluminium moulé sous pression. Un double faisceau lumineux de 100° souligne le contrôle de la lumière avec une approche très délicate et naturelle.

DE Fix ist das Ergebnis einer ständigen Suche nach essentiellen Formen und eines Projekts zur Miniaturisierung der Komponenten und stellt die harmonische Verbindung zwischen Raum und Licht dar: klare Linien, kompakte Abmessungen und ein neues optisches System, das in einer quadratischen Struktur aus Aluminiumdruckguss eingebettet ist. Ein doppelter Lichtkegel von 100° unterstreicht die Lichtlenkung mit einem sehr feinen und zugleich natürlichen Ansatz.

Wall

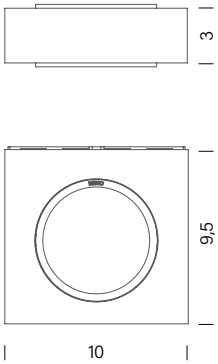

Technical information		
	LED board 2 × 6W Direct/indirect emission Dimmable TRIAC 230V CCT 2700K 2 × 380lm	CRI 85 IP20 Also available in 120V
Versions	White FIM LWW 3D Black FIM LNW 3D	Gold burnished FIM LGW 3D Gold painted FIM LGT 3D

100° wall

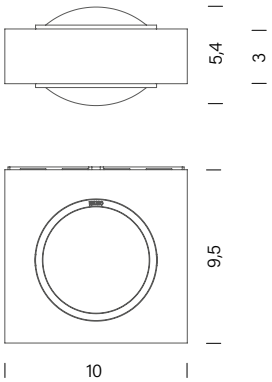

Technical information		
	LED board 2 × 6W Direct/indirect emission 100° optic Dimmable TRIAC 230V CCT 2700K 2 × 524lm	CRI 85 IP20 Also available in 120V
Versions	White FIM LWW 3C Black FIM LNW 3C	Gold burnished FIM LGW 3C Gold painted FIM LGT 3C



"This project was born with industrial wastes but less than this I am not able. And so, this lamp is called 'Mais plus que cela je ne peux pas'"

Rudy Ricciotti

Mais Plus Que Cela Je Ne Peux Pas

Rudy Ricciotti









An object, a lamp, a symbol for what has become a Manifesto of Rudy Ricciotti work and philosophy: the light of Mais Plus Que Cela Je Ne Peux Pas is inspired by the footbridge of the Museum of European and Mediterranean Civilizations in Marseille, also conceived by Rudy Ricciotti and which has become one of the visual identifications of the French city.

IT Un oggetto, una lampada, un simbolo per quello che è diventato un Manifesto del percorso e della filosofia di Rudy Ricciotti: il design di Mais Plus Que Cela Je Ne Peux Pas si ispira alla passerella del Museo delle Civiltà Europee e Mediterranee di Marsiglia, divenuta uno degli elementi di identificazione visiva della città francese.

FR Un objet, une lampe, un symbole de ce qui est devenu un Manifeste du parcours et de la philosophie de Rudy Ricciotti : le design de Mais Plus Que Cela Je Ne Peux Pas s'inspire de la passerelle du MUCEM à Marseille, devenue l'un des éléments d'identification visuelle de la ville phocéenne française.

DE Ein Objekt, eine Lampe, ein Symbol für das, was zu einem Manifest des Weges und der Philosophie von Rudy Ricciotti geworden ist: Das Design von Mais Plus Que Cela Je Ne Peux Pas ist vom Museumssteg des Museums der europäischen und mediterranen Zivilisationen in Marseille inspiriert, der zu einem der visuellen Erkennungszeichen der französischen Stadt geworden ist.

Floor

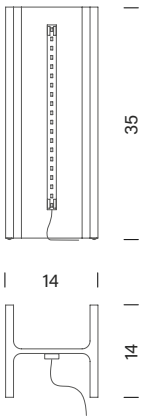

Technical information	Linear LED 10W Direct/indirect emission Dimmable on cable 230V CCT 2700K 550lm	CRI 85 IP20 Cable length 2,7m Also available in 120V
Versions	Raw metal RIC LMM 21	

Floor outdoor

Technical information	Linear LED 10W Direct/indirect emission Dimmable TRIAC 230V CCT 2700K 550lm	CRI 85 IP44 Cable length 3m Body and cable IP65 rated also available in 120V Marine version available on request
Versions	Raw metal RIC LME 21	
Vandal proof fixing plate	BBP FIX 21	

Table mini



Technical information	Linear LED 2,4W Direct/indirect emission Switch on cable 110-240V CCT 2700K 200lm	CRI 85 IP20 Cable length 3m
Versions	Raw metal RCM LMM 12 Gold painted RCM LMM 11	



"Suspended without gravity, enlightened with technology"

Charles Kalpakian

Tubes 3 pendant whitewash / copper polished

Tubes

Charles Kalpakian



Tubes 3 pendant



Tubes 2 wall whitewash







Tubes large wall white / grey



Clean, linear and essential design expressed by the pure shapes of the tubular elements. Tubes is available in pendant, wall and ceiling versions. With a simple movement, the aluminium bodies rotate to redirect the light as desired.

IT Design pulito, lineare ed essenziale, espresso dalle forme pure degli elementi tubolari. Tubes è disponibile nelle versioni a sospensione, a parete e a soffitto, con un semplice movimento i corpi in alluminio ruotano per reindirizzare la luce come desiderato.

FR Tubes est une famille de lampes au design épuré, linéaire et essentiel, exprimé par les formes pures des éléments tubulaires: disponibles en versions suspension, applique et plafonnier, avec un mouvement simple les corps en aluminium tournent pour rediriger la lumière comme souhaité.

DE Tubes ist eine Leuchtenfamilie mit klarem, linearem und essentiellem Design, das durch die reinen Formen der röhrenförmigen Elemente zum Ausdruck kommt: Erhältlich als Pendel-, Wand- und Deckenleuchte, drehen sich die Aluminiumkörper mit einer einfachen Bewegung, um das Licht nach Wunsch zu lenken.

Tubes finishes

TUBES

Whitewash / whitewash

Whitewash / copper pol.



Black / black



TUBES LARGE

White / white



White / grey



White / light gold



Tubes 3 pendant

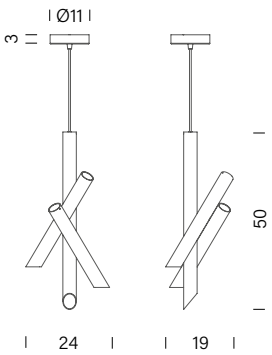

Technical information

LED board
3 × 4W
Spot light, direct
Dimmable, push
110-240V
CCT 2700K
3 × 190lm

CRI 85
IP20
Cable length 3m

Versions

Whitewash/whitewash TTB LWW 53
Whitewash/copper TTB LWC 53
Black/black TTB LNW 53

Tubes 2 wall

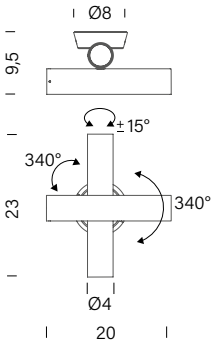

Technical information

LED board
2 × 4W
Spot light
Dimmable TRIAC
230V
CCT 2700K
2 × 190lm

CRI 85
IP20
Orientable on three axes
Also available in 120V

Versions

Whitewash TTB LWW 35
Black TTB LNW 35

Tubes ceiling

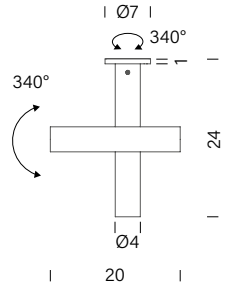

Technical information

LED board
2 × 4W
Spot light
Dimmable TRIAC
230V
CCT 2700K
2 × 190lm

CRI 85
IP20
340° elements orientability
Also available in 120V

Versions

Whitewash TTB LWW 42
Black TTB LNW 42

Tubes large wall

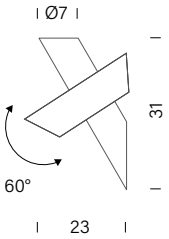

Technical information	LED board 2 × 13W Spot light Dimmable TRIAC 230V CCT 2700K 2 × 640lm	CRI 85 IP20 One element orientable 60° Also available in 120V
Versions	White/white TTU LWW 31 White/grey TTU LWD 31 White/light gold TTU LWG 31	

Tubes large ceiling

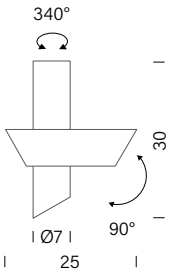

Technical information	LED board 2 × 13W Direct + indirect emission Dimmable TRIAC 230V CCT 2700K 2 × 640lm	CRI 85 IP20 90°/340° elements orientability Also available in 120V
Versions	White/white TTU LWW 41 White/grey TTU LWD 41 White/light gold TTU LWG 41	



Flaca

Roberto Paoli





Dual-emission wall lamp for diffused light upwards and downwards. Made of die-cast aluminium, with opal methacrylate lower diffuser and transparent upper diffuser.

IT Lampada da parete a doppia emissione, per una luce diffusa verso l'alto e verso il basso. Realizzata in alluminio pressofuso, con diffusore inferiore in metacrilato opalino e superiore trasparente.

FR Applique à double émission pour une lumière diffuse vers le haut et vers le bas. En fonte d'aluminium moulé, avec diffuseur inférieur en méthacrylate opalin et diffuseur supérieur transparent.

DE Wandleuchte mit zweifachem diffusem Lichtaustritt nach oben und unten. Aluminiumdruckguß, mit Diffusoren aus Methacrylat (oben transparent, unten opalin).

Flaca finishes

White *Anthracite* *Moka* *Champagne*



Wall

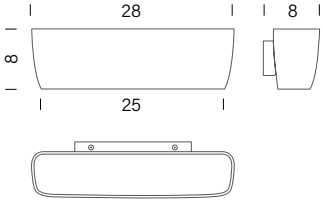

Technical information	2 × LED board 24W Direct + indirect emission Dimmable 110-240V CCT 3000K 1646lm + 642lm	CRI 85 IP20
Versions	1-10V	White FLA LWW 32 Anthracite FLA LXW 32 Moka FLA LBW 32 Champagne FLA LDW 32
	TRIAC	White FLA LWW 33 Anthracite FLA LXW 33 Moka FLA LBW 33 Champagne FLA LDW 33



"Blurring the lines between an industrial design piece and a sculptural masterpiece, this illuminator acts as a spatial focal point when displayed within one's home."

Charles Kalpakian

Wall Shadows

Charles Kalpakian









Inspired by the repetitive rhythm of monuments such as the Baalbeck archaeological site in Lebanon, Wall Shadows provides unusual lighting scenarios and diffused LED light, blurring the line between industrial design work and sculptural masterpiece. Available in different sizes, they are made of laser-cut and matte white painted aluminium.

IT Ispirato al ritmo ripetitivo dei monumenti come il sito archeologico di Baalbeck in Libano, Wall Shadows offre scenografie luminose insolite e un'illuminazione a LED diffusa, attenuando il confine tra l'opera di design industriale e il capolavoro scultoreo. Disponibili in differenti dimensioni, sono realizzate in alluminio tagliato a laser e verniciato bianco opaco.

FR Wall Shadows est une famille d'appliques murales, capables d'offrir des scènes lumineuses inhabituelles et un éclairage LED diffus. Le rythme répétitif s'inspire de monuments tels que le site archéologique de Baalbeck au Liban, brouillant la frontière entre le travail du design industriel et le chef-d'œuvre sculptural. Disponibles en différentes tailles, ils sont fabriqués en aluminium découpé au laser et peints en blanc mat.

DE Wall Shadows ist eine Familie von Wandleuchten, die ungewöhnliche Lichtstimmungen und diffuses LED-Licht bieten. Der sich wiederholende Rhythmus ist von Grabungsstätten wie der archäologischen Stätte Baalbeck im Libanon inspiriert und verwischt die Grenze zwischen industriellem Design und skulpturalem Meisterwerk. Sie sind in verschiedenen Größen erhältlich, bestehen aus lasergeschnittenem Aluminium und sind mattweiß lackiert.

Grand	Technical information	LED board 59W Diffused Indirect emission Dimmable 1-10V, push 110-240V CCT 3000K 4640lm	CRI 80 IP20 Horizontal and vertical mounting
	Versions	White WSH LWW 31	
Long	Technical information	LED board 30W Diffused Indirect emission Dimmable 1-10V 110-240V CCT 3000K 1050lm	CRI 80 IP20 Horizontal and vertical mounting
	Versions	White WSH LWW 34	
Moyen	Technical information	LED board 11W Diffused Indirect emission Dimmable 1-10V 110-240V CCT 3000K 445lm	CRI 80 IP20 Horizontal and vertical mounting
	Versions	White WSH LWW 33	
Petit	Technical information	LED board 8W Diffused Indirect emission Dimmable 1-10V 110-240V CCT 3000K 435lm	CRI 80 IP20 Horizontal and vertical mounting
	Versions	White WSH LWW 32	



"A thin luminescent disk suspended between technology and memory. We searched in memory with technological devices in order to find the essentiality."

Euga Design

Panama

Euga Design









Panama combines a clean, linear silhouette with a cone-shaped base, a slim stem and a flat lampshade. Made of methacrylate, they are equipped with a polycarbonate reflector with anti-glare treatment and are therefore suitable for both domestic and work environments. The mini version is also available in a cordless rechargeable battery version. Duration: 17 hours, recharge: 7 hours.

IT Panama combina una silhouette pulita e lineare con una base a forma di cono, uno stelo sottile e un paralume piatto. Realizzate in metacrilato sono dotate di un riflettore in policarbonato con trattamento antiabbagliamento e quindi sono adatte sia ad ambienti domestici che di lavoro. La versione mini è disponibile anche nella versione cordless a batteria ricaricabile. Durata: 17 ore, ricarica: 7 ore.

FR Panama combine une silhouette épurée et linéaire avec une base en forme de cône, une tige mince et un abat-jour plat. Fabriqués en méthacrylate, ils sont équipés d'un réflecteur en polycarbonate traité anti-reflets et conviennent donc aux environnements domestiques et professionnels. La version mini est également disponible dans une version avec batterie rechargeable sans fil. Durée: 17 heures, recharge: 7 heures.

DE Panama kombiniert eine klare, lineare Silhouette mit einem kegelförmigen Sockel, einem schlanken Schaft und einem flachen Schirm. Sie bestehen aus Methacrylat und sind mit einem Polycarbonat-Reflektor mit Blendschutz ausgestattet. Daher eignen sie sich sowohl für den Hausgebrauch als auch für den Arbeitsbereich. Die Mini-Version ist auch als Akku-Version erhältlich. Dauer: 17 Stunden, Aufladen: 7 Stunden.

Table 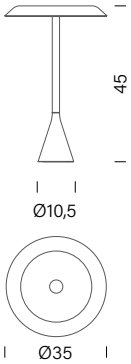	Technical information	LED board 14W Diffused emission 110-240V CCT 2700K 1010lm	CRI 85 IP20 Cable length 2m Switch on cable
	Versions	White textured PAN LWW 13 Coal black PAN LXX 13	
Mini Table 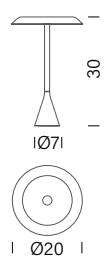	Technical information	LED board 13W Diffused emission 110-240V CCT 2700K 411lm	CRI 85 IP20 Cable length 1,5m Switch on cable
	Versions	White textured PNM LWW 14 Coal black PNM LXX 14	
Mini Battery Table	Technical information	LED board 3W Diffused emission Dimmable on board 5V CCT 2700K 190lm	CRI 85 IP20 Cable length 1,2m Rechargeable, 17 hours battery life 7 hours charge time
	Versions	White textured PNM LWW 15 Coal black PNM LXX 15	



"A slit of light in a monolithic mass: the contrast between material and immaterial, the basis of all lighting project"

Ilaria Marelli

Ara

Ilaria Marelli






TRABUCCO
DESIGN

Ara was inspired by architectural light cuts, while featuring a rotating body that allows light to be modulated and redirected. The DIM TO WARM technology allows to modify the light's colour temperature, switching smoothly from vivid white to soft warm, replicating the same effect as an old incandescent bulb.

IT Dotata di un corpo rotante che consente di modulare e reindirizzare la luce, Ara si ispira ai tagli di luce dell'architettura. La tecnologia DIM TO WARM consente di modificare la temperatura di colore della luce, passando senza soluzione di continuità da un bianco intenso a un caldo morbido.

FR Doté d'un corps rotatif qui permet de moduler et de rediriger la lumière, Ara s'inspire des coupes lumineuses architecturales. La technologie DIM TO WARM permet de modifier la température de couleur de la lumière, passant de manière transparente d'un blanc profond à un chaud doux, reproduisant le même effet qu'une vieille ampoule à incandescence.

DE Ara ist mit einem drehbaren Leuchtenkörper ausgestattet, der es ermöglicht, das Licht zu lenken und zu verändern. Inspiriert wurde Ara von architektonischen Lichtschnitten. Die DIM TO WARM-Technologie ermöglicht es, die Farbtemperatur des Lichts zu verändern, der nahtlos von einem intensiven Weiß zu einer warmen Lichtfarbe übergeht und denselben Effekt wie eine alte Glühbirne bietet.

Ara finishes

ARA FLOOR

White / white



Anthracite / anthracite



Champagne / polished



Anthracite / polished



Moka / polished



ARA WALL

White / white



Anthracite / anthracite



White / polished



Anthracite / polished



Champagne / polished



Floor

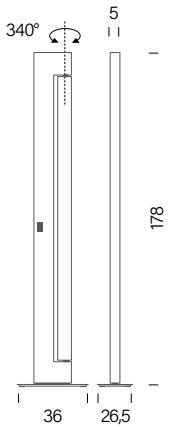

Technical information	LED board + linear LED 23+45W Diffused emission Double switch, dim to warm on board 230V CCT from 2200K to 3000K 2390+3426 lm	CRI 85 IP20 Cable length 2,7m Orientable diffuser Color temperature from 2200K (at min.) to 3000K (at max.) Also available in 120V
Versions		White/white ARA LWW 24 Anthracite/anthracite ARA LXX 24 Champagne/polished ARA LDL 24 Anthracite/polished ARA LXL 24 Moka/polished ARA LML 24

Wall 29

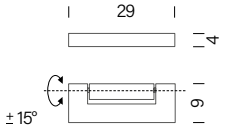

Technical information	Linear LED 11,5W Diffused emission Dimmable, TRIAC 230V 911lm	CRI 85 IP20 Orientable diffuser
Versions	2700K	White/white ARA LWW 36 Anthracite/anthracite ARA LXX 36 White/polished ARA LWL 36 Anthracite/polished ARA LXL 36 Champagne/polished ARA LDL 36
	3000K	White/white ARA LWW 37 Anthracite/anthracite ARA LXX 37 White/polished ARA LWL 37 Anthracite/polished ARA LXL 37 Champagne/polished ARA LDL 37

Wall 69

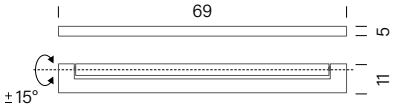

Technical information	Linear LED 2x16W Diffused emission Dimmable DALI, push 230V CCT 3000K 3600lm	CRI 85 IP20 Orientable diffuser
Versions		White/white ARA LWW 32 White/polished ARA LWL 32 Anthracite /polished ARA LXL 32 Champagne/polished ARA LDL 32



Type

Guillaume Bloget





Type represents a sophisticated and technical object that brings the most advanced research in optics and dimming control into the domestic environment. Designed for spot lighting, a simple hand gesture can orient the light, vary the intensity and adjust the beam angle. A magnetic spherical joint swivels the spot, providing significant adjustments.

IT Oggetto sofisticato e tecnico che porta nell'ambiente domestico le più avanzate ricerche nel campo dell'ottica e del controllo della luminosità. Type è stata progettata per un'illuminazione spot: con un semplice gesto della mano è possibile orientare la luce, variare l'intensità e regolare l'angolo del fascio luminoso. Uno snodo sferico magnetico fa ruotare lo spot, consentendo notevoli possibilità di orientamento.

FR Objet sophistiqué et technique qui apporte à l'espace domestique la recherche la plus avancée dans le domaine de l'optique et du contrôle de la luminosité. Type a été conçu pour l'éclairage ponctuel: d'un simple geste de la main, il est possible de diriger la lumière, de varier l'intensité et d'ajuster l'angle du faisceau lumineux. Une articulation magnétique sphérique fait pivoter le spot, permettant des possibilités d'orientation considérables.

DE Ein hochentwickeltes und technologisches Produkt, das die fortschrittlichste Forschung auf dem Gebiet der Optik und der Lichtsteuerung in die häusliche Umgebung bringt. Type ist für die Spot-Beleuchtung konzipiert: Mit einer einfachen Handbewegung kann man das Licht lenken, die Lichtstärke variieren und den Winkel des Lichtstrahls einstellen. Ein magnetisches Kugelgelenk ermöglicht die Drehung des Spots und damit umfangreiche Ausrichtungsmöglichkeiten.

Reading

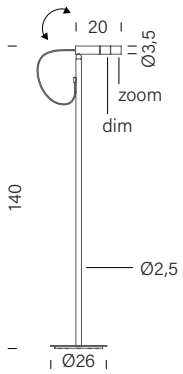

Technical information	LED board 8W Spot light, orientable 360° Dim and zoom on board 110-240V 467lm (nominal flux)	CRI 90 IP20 Cable length 2m 360° magnetic rotation 15-60° optic
Versions	2700K	Black TYP LNN 21
	3000K	Black TYP LNN 22

Pendant

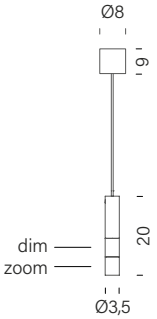

Technical information	LED board 8W Spot light Dim and zoom on board 110-240V 467lm (nominal flux)	CRI 90 IP20 Cable length 2,5m 15-60° optic
Versions	2700K	Black TYP LNN 51
	3000K	Black TYP LNN 52



Logo

Mario Barbaglia





One of the iconic designs of the 1980s, Logo is a wall and floor system with a simple and rigorous aesthetics, represented by two slender aluminium stems and an adjustable diffuser to direct the light as required.

IT Uno dei progetti simbolo degli anni ‘80, Logo è un sistema da parete e da terra dall’estetica semplice e rigorosa, rappresentato da due sottili steli in alluminio e da un diffusore orientabile per direzionare la luce a seconda delle esigenze.

FR Logo, l’un des designs phares des années 1980, est un système mural et au sol à l’esthétique simple et rigoureuse, avec deux tiges fines en aluminium et un diffuseur réglable pour orienter la lumière selon les besoins.

DE Logo, eines der grundlegenden Designs der 1980er Jahre, ist ein Wand- und Bodensystem mit einer einfachen und strengen Ästhetik. Der verstellbare Diffusor, getragen von zwei schlanken Aluminiumstäben, gewährleistet eine optimale Lichtlenkung.

Floor

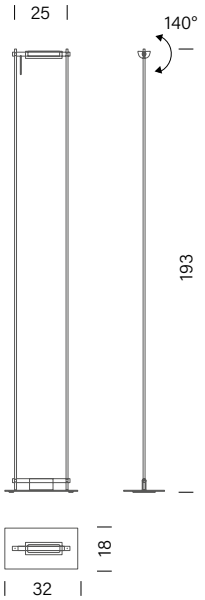

Technical information

LED board
16W
Direct/indirect emission
Dimmable on cable
230V
CCT 2700K
1380lm

CRI 85
IP20
Cable length 3m
140° orientable

Versions

Black LOG LNN 21

Wall

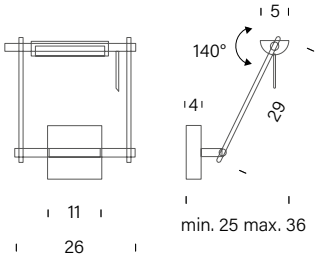

Technical information

LED board
16W
Direct/indirect emission
110-240V
CCT 2700K
1380lm

CRI 85
IP20
140° orientable

Versions

Black LOG LNN 31



Canna Nuda

Piero Castiglioni,
Roberto Menghi





Canna Nuda wall L50 satin nickel



Canna Nuda is a project that explores the diffusion of light through the use of cylinders in the sandblasted glass version, the spot lighting in the metal one, and the orientation in the ceiling variant. A collection that represents a synthesis between harmonious forms and versatile use.

IT Canna Nuda è un progetto che esplora la diffusione della luce attraverso l'uso di cilindri nella versione in vetro sabbiato, l'illuminazione puntuale nella versione in metallo e l'orientamento nella versione a soffitto. Una collezione che rappresenta una sintesi tra armonia delle forme e versatilità di utilizzo.

FR Canna Nuda est un projet qui explore la diffusion de la lumière à travers l'utilisation de cylindres dans la version en verre sablé, l'éclairage ponctuel dans la version en métal et l'orientation dans la variante pour plafond. Une collection qui représente une synthèse entre des formes harmonieuses et une utilisation polyvalente.

DE Canna Nuda ist ein Projekt, das die Streuung des Lichts durch die Verwendung von Zylindern in der sandgestrahlten Glasversion, die Spotbeleuchtung in der Metallversion und die Ausrichtung in der Deckenvariante erforscht. Eine Kollektion, die eine Synthese zwischen harmonischen Formen und vielseitiger Nutzung darstellt.

Canna Nuda finishes

CANNA NUDA

Satin nickel



CANNA NUDA METAL

Chrome



White



Pendant	Technical information	G9 75W Diffused emission Dimmable according to bulb 110-240V	IP20 Cable length 3m LED version with kit G9 LED NEMO
	Versions	L50 cm	Satin nickel CAN HSW 51
		L75 cm	Satin nickel CAN HSW 52
Wall/ceiling	Technical information	G9 75W Diffused emission Dimmable according to bulb 110-240V	IP20 LED version with kit G9 LED NEMO
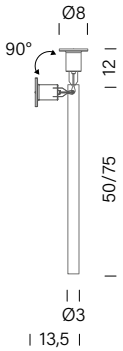	Versions	L50 cm	Satin nickel CAN HSW 41
		L75 cm	Satin nickel CAN HSW 42
Metal pendant	Technical information	LED board 6,2W Spot light 110-240V CCT 3000K 360lm	CRI 85 IP20 Cable length 2,5m Semi recessed lamp Recessed hole: Ømin4/max 6 cm Canopy accessory for ceiling mounting
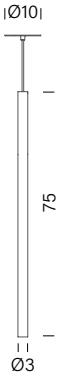	Versions		White CAM LWW 52 Chrome CAM LHH 52
Metal ceiling	Technical information	LED board 6,2W Spot light 110-240V CCT 3000K 360lm	CRI 85 IP20 Semi recessed lamp Recessed hole: Ømin4/max 6 cm 25° orientable Canopy accessory for standard mounting
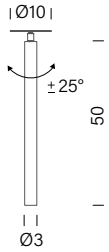	Versions		White CAM LWW 71 Chrome CAM LHH 71

Accessories

Canopy for ceiling mounting			
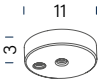			White COM KWW 41 Chrome COM KHH 41



"Its hat can be put on and taken off, its arms can be lifted or lowered. A lamp which in addition to providing a nice light, offers company..."

Javier Mariscal

Mr. Light

Javier Mariscal

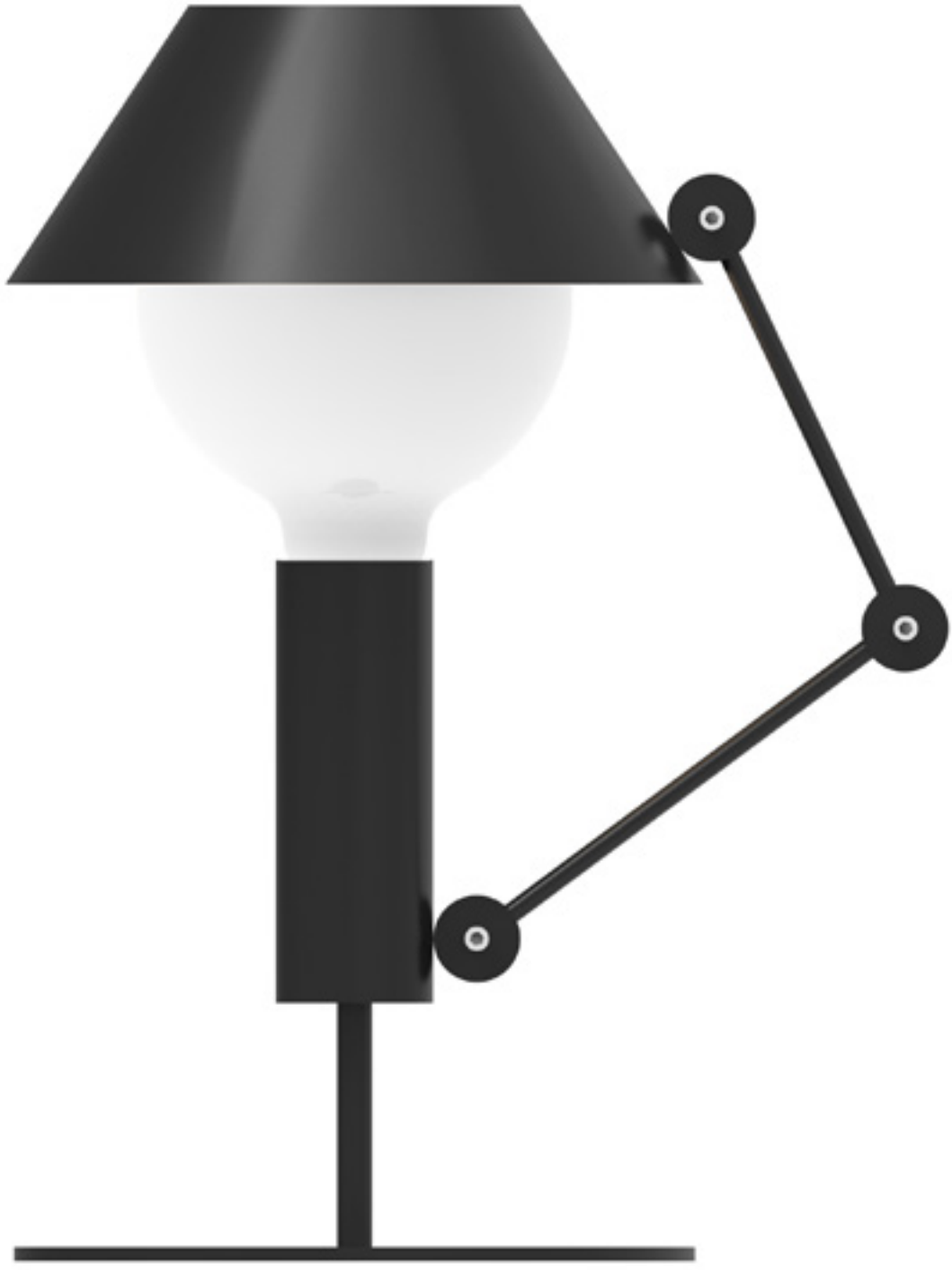

Graphic and playful table lamp made with an articulated arm and body in matt black metal. The two-tone lampshade with matt white interior creates a diffused light and provides the possibility of reducing the intensity of the light in the upper part thanks to the light bulb cover with the hat closure.

IT Lampada da tavolo, un oggetto di luce grafico e giocoso. Realizzata con braccio snodato e corpo in metallo nero opaco. Il paralume bicolore con interno bianco opaco crea una luce diffusa e fornisce la possibilità di diminuire l'illuminazione nella parte superiore grazie alla copertura della lampadina con la chiusura del cappello.

FR Lampe à poser, objet lumineux graphique et ludique. Constituée d'un bras articulé et un corps en métal noir mat. L'abat-jour (chapeau) bicolore avec intérieur blanc mat crée une lumière diffuse et offre la possibilité de réduire l'éclairage dans la partie supérieure en couvrant la source lumineuse.

DE Tischleute, ein grafisches und verspieltes Lichtobjekt. Realisiert mit beweglichem Arm und einer Struktur aus matt schwarz lackiertem Metall, Lampenschirm innen matt weiß für eine diffuse Lichtstreuung, die mit der Regulierung des Hutes verringert werden kann.

Table

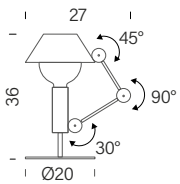

Technical information

E27
42W
Diffused + direct emission
Switch on cable
230V

IP20
Cable length 2m
Orientable
Ø12cm bulb
Bulb not included

Versions

Black MRL ENN 11



"The design of the lamp derives from the very material they are made from, Conturax"

Foster + Partners

Ilium

Foster + Partners





Ilium consists of a cylindrical body made of transparent ribbed glass and an inner diffuser made of opal polymer for 360° diffuse illumination.

IT Ilium è composta da un corpo cilindrico in vetro cannettato trasparente e un diffusore interno in polimero opalino per un'illuminazione diffusa a 360°.

FR Ilium se compose d'un corps cylindrique en forme de tonneau en verre transparent et d'un diffuseur interne en polymère opale pour un éclairage diffus à 360°.

DE Ilium besteht aus einem tonnenförmigen, zylindrischen Körper aus klarem Glas und einem Innendiffusor aus opalem Polymer für eine diffuse 360°-Beleuchtung.

Pendant 77

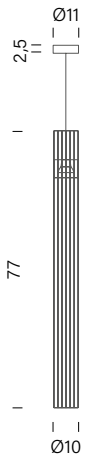

Technical information	E27 par20 50W Direct/diffused emission Dimmable according to bulb 230V	IP20 Cable length 3m
Versions	Chrome/clear glass ILI HHC 51	

Pendant 75

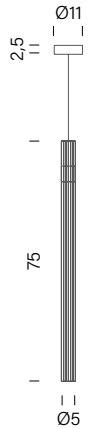

Technical information	LED board 7W Direct/diffused emission 230V CCT 3000K 345lm	CRI 85 IP20 Cable length 3m
Versions	Chrome/clear glass ILI LHC 51	



"A rigorous geometric research led to a lightweight and powerful piece featuring significant lighting performances."

Roberto Paoli

Zena

Roberto Paoli





The clean silhouette of Zena is the result of a rigorous research of geometrical design that leds to the conception of an essential and powerful artefact featuring significant lighting performances. Zena represents a revolution in the world of wall lamps, a contemporary experiment that transforms the wall lamp from a traditionally static object into a dynamic and sophisticated element, an important synthesis of lightness, power and comfort. Zena features a recyclable aluminium extrusion.

IT L'essenzialità di Zena è il risultato di un attento studio di ricerca geometrica, che ha generato un oggetto essenziale e potente con importanti prestazioni luminose. Zena rappresenta una rivoluzione nel mondo delle lampade a parete, un esperimento contemporaneo che trasforma l'applique da oggetto tradizionalmente statico in elemento dinamico e sofisticato, un'importante sintesi tra obiettivi di leggerezza, potenza e fruibilità. Zena è realizzata da un estruso in alluminio riciclabile.

FR L'essentialité de Zena est le résultat d'une étude minutieuse de recherche géométrique qui a généré un objet essentiel et puissant avec des performances d'éclairage importantes. Zena représente une révolution dans le monde des appliques murales, une expérience contemporaine qui transforme l'applique murale d'un objet traditionnellement statique en un élément dynamique et sophistiqué, une synthèse importante entre les objectifs de légèreté, de puissance et de confort. Zena est fabriquée à partir d'un extrudé d'aluminium recyclable.

DE Die essentielle Silhouette von Zena ist das Ergebnis einer rigorosen Forschung im Bereich des geometrischem Designs, die zur Schaffung eines charakteristischen und leistungsstarken Lichtobjekts geführt hat, das eine bedeutende Lichtleistung aufweist. Zena stellt eine Revolution in der Welt der Wandleuchten dar, ein zeitgenössisches Experiment, das die Wandleuchte von einem traditionell statischen zu einem dynamischen und raffinierten Element macht, eine wichtige Synthese aus Leichtigkeit, Leistung und Komfort. Zena besteht aus recyceltem Aluminium.

Wall

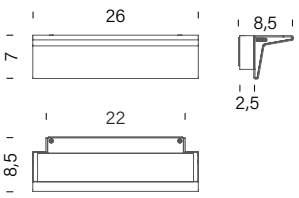

Technical information

Linear LED
30W
Indirect emission
Dimmable TRIAC
230V
3000lm

CRI 85

Versions		
	IP20 2700K	Black ZEN LN2 31 White ZEN LW2 31
	IP20 3000K	Black ZEN LNW 31 White ZEN LWW 31
	IP44 2700K	Black ZEN LN2 33 White ZEN LW2 33
	IP44 3000K	Black ZEN LNW 33 White ZEN LWW 33



"The redistribution of components and their optimisation in terms of both volume and efficiency were the efforts required to achieve a slim, slender and visually light object"

Velerio Sommella

Portofino

Valerio Sommella





Portofino is a slim, sleek and lightweight table lamp. Portable and rechargeable. A contemporary and versatile design. The result of a process guided by the redefinition of product architecture, the redistribution of components and their optimisation in terms of volume and efficiency. Made of aluminium and in a more elegant version with a marble base in different essences.

IT Portofino è una lampada da tavolo sottile, slanciata e leggera. Portatile e ricaricabile. Un progetto contemporaneo, dall'utilizzo versatile. Frutto di un percorso guidato dalla ridefinizione dell'architettura del prodotto, dalla ridistribuzione dei componenti e dalla loro ottimizzazione in termini di volume ed efficienza. Realizzata in alluminio, e in una versione più elegante con una base in marmo in diverse essenze.

FR Portofino est une lampe de table fine, élégante et légère. Portable et rechargeable. Un design contemporain pour une utilisation polyvalente. Le résultat d'un processus guidé par la redéfinition de l'architecture du produit, la redistribution des composants et leur optimisation en termes de volume et d'efficacité. Réalisée en aluminium, et dans une version plus élégante avec une base en marbre dans différentes essences.

DE Portofino ist eine schlanke, elegante und leichte Tischleuchte. Tragbar und wiederaufladbar. Ein zeitgemäßes Design mit vielseitigen Einsatzmöglichkeiten. Das Ergebnis eines Prozesses, der von der Neudefinition der Produktarchitektur, der Neuaufteilung der Komponenten und ihrer Optimierung in Bezug auf Volumen und Effizienz geleitet wurde. Hergestellt aus aluminium und in einer eleganteren Version mit einem Marmorsockel in verschiedenen Essenzen.

Portofino finishes

STANDARD

White



Black



Pastel blue



Emerald green



MARBLE

White
+ Travertino



Black
+ Sahara Noir



Pastel blue
+ Blue Portofino



Emerald green
+ Green Guatemala



Standard

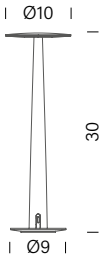

Marble

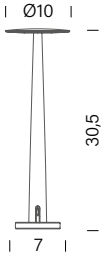

Technical information

LED board
5V
1,8W
190lm
Diffused indirect emission
Dimmable on board
USB-C
2700K

CRI 90
IP20
Equipped with USB-C socket
USB-C cable included
Rechargeable, 5 hours battery life
4,5 hours charge time

Versions

Standard base

White POR LWW 11
Black POR LNN 11
Pastel blue POR LBB 11
Emerald green POR LVV 11

Marble base

White POR LWW 12
Black POR LNN 12
Pastel blue POR LBB 12
Emerald green POR LVV 12



Linescapes System











Linescapes is a modular system of continuous lines and angles, joined by moulded polymer joints that allow simple connecting and 360° rotation. The Linescapes system has been designed with the aim of providing extreme design versatility through simplified installation and easy care.

IT Linescapes è un sistema modulare che prevede la composizione di linee e angoli continui, uniti da giunti in polimero stampato che consentono una rapida connessione a jack e una rotazione di 360°. Il sistema Linescapes è stato studiato con l'obiettivo di fornire un'estrema versatilità progettuale attraverso semplicità di installazione e manutenzione.

FR Linescapes est un système modulaire de lignes et d'angles continus, reliés par des joints en polymère moulé qui permettent une connexion rapide et une rotation à 360°. Le système Linescapes a été conçu dans le but d'offrir une polyvalence de conception extrême grâce à une installation simplifiée et un entretien facile.

DE Linescapes ist ein modulares System aus durchgehenden Linien und Winkeln, die durch geformte Polymerverbindungen verbunden sind, die ein schnelles Anheben und eine Drehung um 360° ermöglichen. Das Linescapes-System wurde mit dem Ziel entwickelt, durch eine vereinfachte Installation und einfache Pflege eine extreme Designvielfalt zu bieten.

Led segments	Technical information	Linear LED Diffused emission, orientable 360° Dimmable according to driver 24V DC	CRI 80 IP20 Orientable 360°
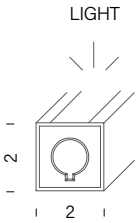	36 cm 6W 335lm	CCT 2700K	White LSS LW8 51 Black LSS LN8 51
		CCT 3000K	White LSS LW4 51 Black LSS LN4 51
	56 cm 9,5W 600lm	CCT 2700K	White LSS LW7 51 Black LSS LN7 51
		CCT 3000K	White LSS LW3 51 Black LSS LN3 51
	106 cm 19W 1125lm	CCT 2700K	White LSS LW6 51 Black LSS LN6 51
		CCT 3000K	White LSS LW2 51 Black LSS LN2 51
	171 cm 33W 1765lm	CCT 2700K	White LSS LW5 51 Black LSS LN5 51
		CCT 3000K	White LSS LW1 51 Black LSS LN1 51

Wing segments	Technical information	Linear LED Diffused emission, orientable 360° Dimmable according to driver 24V DC	CRI 80 IP20 Orientable 360°
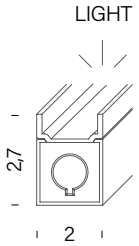	36 cm 6W 335lm	CCT 2700K	White LSS UW8 51 Black LSS UN8 51
		CCT 3000K	White LSS UW4 51 Black LSS UN4 51
	56 cm 9,5W 600lm	CCT 2700K	White LSS UW7 51 Black LSS UN7 51
		CCT 3000K	White LSS UW3 51 Black LSS UN8 51
	106 cm 19W 1125lm	CCT 2700K	White LSS UW6 51 Black LSS UN6 51
		CCT 3000K	White LSS UW2 51 Black LSS UN2 51
	171 cm 33W 1765lm	CCT 2700K	White LSS UW5 51 Black LSS UN5 51
		CCT 3000K	White LSS UW1 51 Black LSS UN1 51

Link segments	Technical information	24V electrical connection, orientable 360°, no light	
NO LIGHT 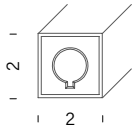	36 cm		White LSS BW4 51 Black LSS BN4 51
	56 cm		White LSS BW3 51 Black LSS BN3 51
	106 cm		White LSS BW2 51 Black LSS BN2 51
	171 cm		White LSS BW1 51 Black LSS BN1 51

Spot segments	Technical information	LED board Spot light, orientable 360° Dimmable according to driver 24V DC	CRI 90 IP20 Orientable 90°/340°
	2 spot 56 cm 2 × 4W 2 × 400lm	CCT 2700K	White LSS SW5 51 Black LSS SN5 51
		CCT 3000K	White LSS SW7 51 Black LSS SN7 51
	4 spot 106 cm 4 × 4W 4 × 400lm	CCT 2700K	White LSS SW6 51 Black LSS SN6 51
		CCT 3000K	White LSS SW8 51 Black LSS SN8 51
	Tige 2 spot 56 cm 2 × 4W 2 × 400lm	CCT 2700K	White LSS SW1 51 Black LSS SN1 51
		CCT 3000K	White LSS SW3 51 Black LSS SN3 51
	Tige 3 spot 106 cm 3 × 4W 3 × 400lm	CCT 2700K	White LSS SW2 51 Black LSS SN2 51
		CCT 3000K	White LSS SW4 51 Black LSS SN4 51

2 spot

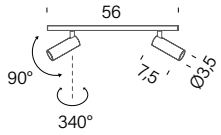

4 spot

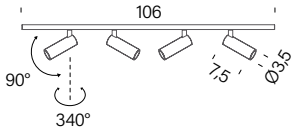

Tige 2 spot

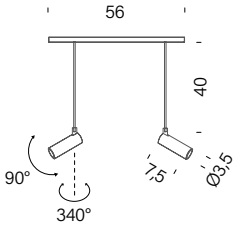

Tige 3 spot

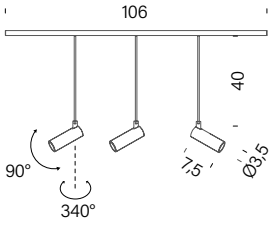

Connections	Technical information	IP20	Cable length 3m
	Linear	Vertical start	White LSS CW1 51 Black LSS CN1 51
		Vertical end	White LSS CW6 51 Black LSS CN6 51
		Horizontal start	White LSS CW2 51 Black LSS CN2 51
		Horizontal end	White LSS CW2 51 Black LSS CN3 51
		Central supply	White LSS CW4 51 Black LSS CN4 51
		Central	White LSS CW5 51 Black LSS CN5 51
		Central one way	White LSS CW7 51 Black LSS CN5 51
	Angle	Up vertical angle	White LSS AW1 51 Black LSS AN1 51
		Down vertical angle	White LSS AW2 51 Black LSS AN2 51
		Horizontal angle	White LSS AW3 51 Black LSS AN3 51
		Vertical angle supply	White LSS AW4 51 Black LSS AN4 51
		Horizontal angle supply	White LSS AW5 51 Black LSS AN5 51
	T-Shape	T up vertical	White LSS TW2 51 Black LSS TN2 51
		T down vertical	White LSS TW1 51 Black LSS TN1 51
		T horizontal	White LSS TW3 51 Black LSS TN3 51
	Wall/ceiling	Wall/ceiling start	White LSS FW3 41 Black LSS FN3 41
		Wallceiling end	White LSS FW1 41 Black LSS FN1 41
		Wall/ceiling + XYZ	White LSS FW2 4 Black LSS FN2 41

Linear

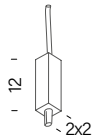

Vertical start

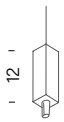

Vertical end

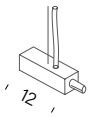

Horizontal start

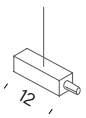

Horizontal end

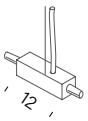

Central oneway

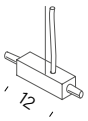

Central supply

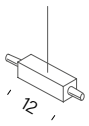

Central

Angle

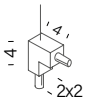

Up vertical angle



Down vertical angle



Horizontal angle

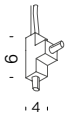

Vertical angle supply



Horizontal angle supply

T-shape

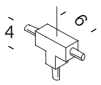

T up vertical



T down vertical



T horizontal

Wall/ceiling



Wall/ceiling start



Wall/ceiling end



Wall/ceiling end+xyz connector

Remote drivers		110-240V	IP20
Versions	Box with power supplies 1-10V	90W 29x5x5cm	White LSS PW9 51 Black LSS PN9 51
		60W 25x7x5,5cm	White LSS PW6 51 Black LSS PN6 51
	Ceiling plate	10x10cm	White LSS PWR 51 Black LSS PNR 51
	Canopy	Ø11x3cm	White ROS KWW 51 Black ROS KNN 51 Chrome ROS KHH 51 Gold ROS KGW 51 Gold plated ROS KOW 51
	1-10V	14,8x4x3,2cm	25W LIN ALI 32
		16,8x4,3x3,2cm	60W LIN ALI 31
		16x6x3,6cm	90W LIN ALI 34
		22,8x6,8x4cm	150W LIN ALI 35
		22,8x6,8x4cm	185W LIN ALI 36
		24,5x6,8x4cm	240W LIN ALI 37
		25,2x9x4,4cm	320W LIN ALI 38
	DALI	20x6,3x3,6cm	100W LIN ALI 51
		22x6,3x3,6cm	150W LIN ALI 52
		24,4x7x3,8cm	200W LIN ALI 53
		24,4x7x3,6cm	240W LIN ALI 54
	TRIAC	19,5x6x4cm	90W ALI 096 T1
	Empty box	31x8x6cm	White ROS LWW 51 Black ROS LNN 51
Extension cable kit	Metal 3m	4xØ0,9	LSS KHH 51
	Electric 3m	4x1,2x1,4	LSS KHH 52





With Desk Matrix, Linescapes System can be configured in rectangular and square shapes, both vertically and horizontally. Sleek continuous light lines with an infinite number of constellations to fit any table size or interior design need. Available in 2700K or 3000K CCT, black or white finish. Compositions come fully equipped to work right out of the box, 1-10 V dimmable driver and its case included.

Desk matrix Pendant vertical	Technical information	Linear LED Diffused emission, orientable 360° on all four sides Dimmable 1-10V 110/240V	CRI 85 IP20 Adjustable cable length max 3m Driver included
	44 × 44cm 24W 1340lm	CCT 2700K	White LSV LW2 51 Black LSV LN2 51
		CCT 3000K	White LSV LW3 51 Black LSV LN3 51
	64 × 44cm 31W 1870lm	CCT 2700K	White LSV LW2 55 Black LSV LN2 55
		CCT 3000K	White LSV LW3 55 Black LSV LN3 55
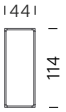	114 × 44cm 50W 2920lm	CCT 2700K	White LSV LW2 58 Black LSV LN2 58
		CCT 3000K	White LSV LW3 58 Black LSV LN3 58
	178 × 44cm 78W 4200lm	CCT 2700K	White LSV LW2 5A Black LSV LN2 5A
		CCT 3000K	White LSV LW3 5A Black LSV LN3 5A
	64 × 64cm 38W 2400lm	CCT 2700K	White LSV LW2 52 Black LSV LN2 52
		CCT 3000K	White LSV LW3 52 Black LSV LN3 52
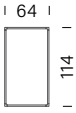	114 × 64cm 57W 3450lm	CCT 2700K	White LSV LW2 56 Black LSV LN2 56
		CCT 3000K	White LSV LW3 56 Black LSV LN3 56
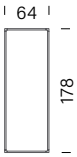	178 × 64cm 85W 4730lm	CCT 2700K	White LSV LW2 59 Black LSV LN2 59
		CCT 3000K	White LSV LW3 59 Black LSV LN3 59
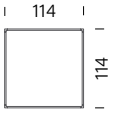	114 × 114cm 76W 4500lm	CCT 2700K	White LSV LW2 53 Black LSV LN2 53
		CCT 3000K	White LSV LW3 53 Black LSV LN3 53
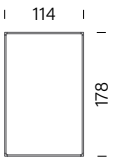	178 × 114cm 104W 5780lm	CCT 2700K	White LSV LW2 57 Black LSV LN2 57
		CCT 3000K	White LSV LW3 57 Black LSV LN3 57
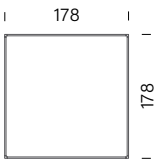	178 × 178cm 132W 7060lm	CCT 2700K	White LSV LW2 54 Black LSV LN2 54
		CCT 3000K	White LSV LW3 54 Black LSV LN3 54

Power supply dimensions (included)		
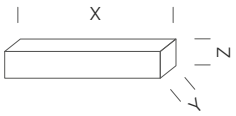	< 60W	29x5x5cm
	60W-90W	25x5,5x7cm
	> 90W	31x8x6cm

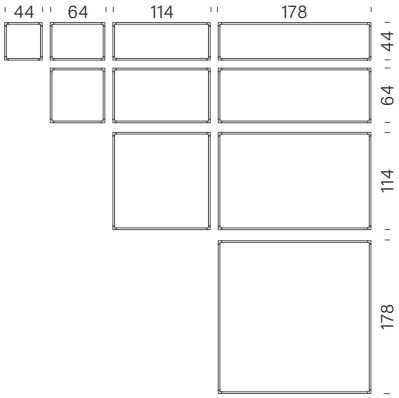

Desk matrix Pendant horizontal	Technical information	Linear LED Diffused emission, orientable 360° on all four sides Dimmable 1-10V 110/240V	CRI 85 IP20 Adjustable cable length max 3m Driver included
	44 × 44cm 24W 1340lm	CCT 2700K	White LSH LW2 51 Black LSH LN2 51
		CCT 3000K	White LSH LW3 51 Black LSH LN3 51
	64 × 44cm 31W 1870lm	CCT 2700K	White LSH LW2 55 Black LSH LN2 55
		CCT 3000K	White LSH LW3 55 Black LSH LN3 55
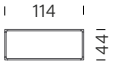	114 × 44cm 50W 2920lm	CCT 2700K	White LSH LW2 58 Black LSH LN2 58
		CCT 3000K	White LSH LW3 58 Black LSH LN3 58
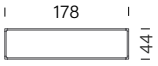	178 × 44cm 78W 4200lm	CCT 2700K	White LSH LW2 5A Black LSH LN2 5A
		CCT 3000K	White LSH LW3 5A Black LSH LN3 5A
	64 × 64cm 38W 2400lm	CCT 2700K	White LSH LW2 52 Black LSH LN2 52
		CCT 3000K	White LSH LW3 52 Black LSH LN3 52
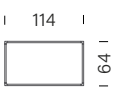	114 × 64cm 57W 3450lm	CCT 2700K	White LSH LW2 56 Black LSH LN2 56
		CCT 3000K	White LSH LW3 56 Black LSH LN3 56
	178 × 64cm 85W 4730lm	CCT 2700K	White LSH LW2 59 Black LSH LN2 59
		CCT 3000K	White LSH LW3 59 Black LSH LN3 59
	114 × 114cm 76W 4500lm	CCT 2700K	White LSH LW2 53 Black LSH LN2 53
		CCT 3000K	White LSH LW3 53 Black LSH LN3 53
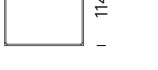	178 × 114cm 104W 5780lm	CCT 2700K	White LSH LW2 57 Black LSH LN2 57
		CCT 3000K	White LSH LW3 57 Black LSH LN3 57
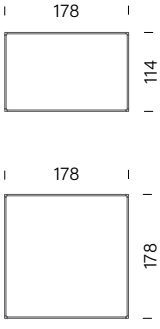	178 × 178cm 132W 7060lm	CCT 2700K	White LSH LW2 54 Black LSH LN2 54
		CCT 3000K	White LSH LW3 54 Black LSH LN3 54



Asteroide

Nemo





The uniqueness of Nemo glass meets pure design, making Asteroide an object closely linked to the company's tradition. Made of triplex blown glass in satin opaline white, it guarantees a discreet and homogeneous light diffusion with high standards both alone or in clusters.

IT L'unicità del vetro di Nemo incontra un design puro, rendendo Asteroide un oggetto strettamente legato alla tradizione dell'azienda. In vetro soffiato triplex in bianco opalino satinato, garantisce una diffusione della luce discreta e omogenea con standard elevati sia da sola che in cluster.

FR Le caractère unique du verre Nemo rencontre le design pur, faisant d'Asteroide un objet étroitement lié à la tradition de l'entreprise. En verre soufflé triplex blanc opale satiné, il garantit une diffusion lumineuse discrète et homogène avec des standards élevés tant seul qu'en grappe.

DE Die Einzigartigkeit von Nemo-Glas trifft auf reines Design und macht Asteroide zu einem Objekt, das eng mit der Tradition des Unternehmens verbunden ist. Hergestellt aus mundgeblasenem Triplex-Glas in satiniertem Opalweiß, garantiert sie eine dezente und homogene Lichtstreuung mit hohem Standard, sowohl allein als auch in Gruppen.

Pendant



Technical information	E27 Diffused emission Dimmable according to bulb 230V	IP20 Cable length 1,5m
Versions	Ø 30 100W	White/white glass AST EWC 52 Chrome/white glass AST EHC 52
	Ø 40 150W	White/white glass AST EWC 53 Chrome/white glass AST EHC 53
	Ø 50 150W	White/white glass AST EWC 54 Chrome/white glass AST EHC 54

Ceiling

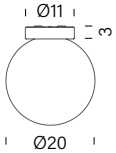

Technical information	E14 46W Diffused emission Dimmable according to bulb 230V	IP20
Versions		Chrome/white glass AST EHW 43


BAUHAUS

Dabliu

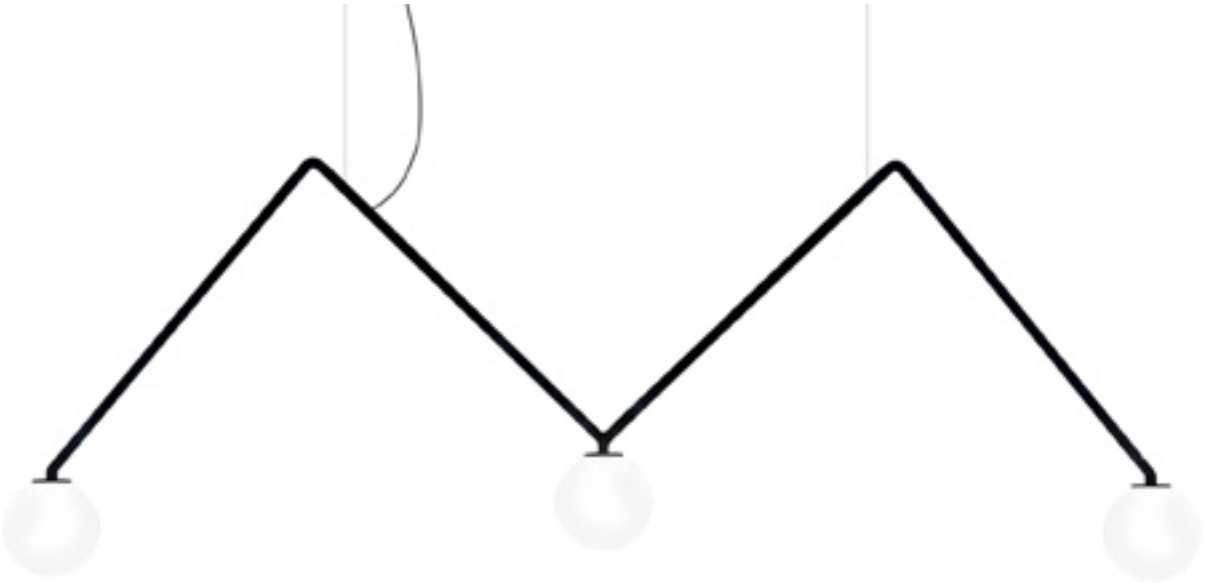

Suspension lamp in aluminum, composed of a slender structure with three light points and diffusers that can be selected according to different versions. Spot version available for punctual lighting, version with spherical diffuser in opal blown glass and version with a metallic cone in burnished gold and black finish that allows more light diffusion.

IT Lampada a sospensione in alluminio, composta da un'esile struttura dotata di tre punti luce e da diffusori selezionabili a scelta tra diverse versioni. Disponibili versione spot per un'illuminazione puntuale, versione con diffusore sferico in vetro soffiato opalino e versione dotata di cono metallico nelle finiture oro brunito e nero che consente di diffondere maggiormente la luce.

FR Suspension en aluminium, composée d'une structure légère équipée de trois points lumineux et de diffuseurs au choix parmi trois versions différentes: version spot pour un éclairage ponctuel, version cône en métal finition or bruni ou noir pour une plus grande diffusion de la lumière et enfin version avec diffuseur sphérique en verre soufflé opalin.

DE Pendelleuchte aus Aluminium. Schlanken Struktur mit drei Lichtpunkten und Diffusoren, die je nach Ausführung ausgewählt werden können. Lieferbar mit Spots für eine punktuelle Beleuchtung, mit kugelförmigem Diffusoren aus geblasenem Opalglas und mit Metallkegeln aus brüniertem Gold für eine bessere Lichtstreuung.

Pendant Spot

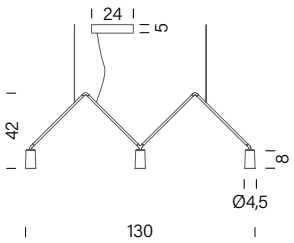

Technical information	LED spot 3 × 5W Direct emission Dimmable 1-10V 110-240V 3 x 395lm	CRI 90 IP20 Cable length 3m 40° optic
Versions	2700K	Black DAB LNN 51
	3000K	Black DAB LNN 52

Pendant Cone

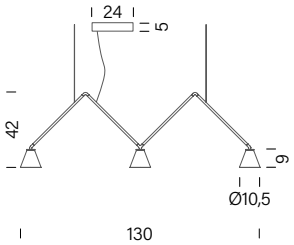

Technical information	LED spot 3 x 5W Direct emission Dimmable 1-10V 110-240V 3 x 395lm	CRI 90 IP20 Cable length 3m 40° optic
Versions	2700K	Black/gold burnished DAB LNN 55
	3000K	Black/gold burnished DAB LNN 56

Pendant Globe

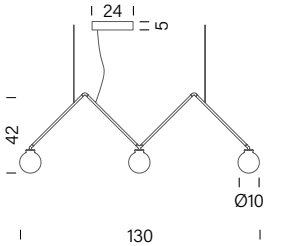

Technical information	G4 LED 12V 3 × 4W Diffused emission Dimmable 1-10V 110-240V 3 × 350lm	CRI 90 IP20 Cable length 3m LED bulb included
Versions	2700K	Black/white glass DAB LNN 53
	3000K	Black/white glass DAB LNN 54



"Spigolo light is architecture itself: with its subtle profile it designs places and suggests new interpretations of the space".

Studiocharlie

Spigolo

Studiocharlie




SOTTRASS



Designed to provide 360° directional lighting, the Spigolo collection features LED light sources housed within an extruded aluminium and tubular structure, connected by moulded polymer joints, which allow the profiles to rotate to produce direct or indirect lighting, shielded by a polycarbonate opal diffuser. The floor version is designed to provide a virtual room divider, while the ceiling and wall versions provide versatile and comfortable ambient lighting.

IT Concepita per offrire un'illuminazione direzionale a 360°, la collezione Spigolo ospita sorgenti LED all'interno di una struttura in alluminio estruso e tubolare, collegata con giunti in polimero stampato, che consentono di ruotare i profili per produrre un'illuminazione diretta o indiretta, schermata da un diffusore opalino in policarbonato. La versione a pavimento è progettata per fornire un divisorio virtuale agli ambienti, mentre le versioni a soffitto e a parete permettono di illuminare l'ambiente in modo versatile e confortevole.

FR Conçue pour offrir un éclairage directionnel à 360°, la collection Spigolo abrite des sources LED à l'intérieur d'une structure en aluminium tubulaire extrudé, reliée par des joints en polymère moulé permettant de faire tourner les profilés pour un éclairage direct ou indirect, protégé par un diffuseur en polycarbonate opale. La version au sol est conçue pour fournir une cloison virtuelle des espaces, tandis que les versions plafond et applique permettent d'éclairer l'environnement de manière polyvalente et confortable.

DE Die Spigolo-Kollektion ist für eine gerichtete 360°-Beleuchtung konzipiert. Die LED-Quellen befinden sich in einer Struktur aus stranggepresstem Aluminium, die durch Verbindungen aus gegossenem Polymer miteinander verbunden sind und eine Drehung der Profile ermöglichen, um eine direkte oder indirekte Beleuchtung zu erzeugen, die durch einen opalen Diffusor aus Polycarbonat abgeschirmt wird. Die Bodenversion dient als virtueller Raumteiler, während die Decken- und Wandversionen eine vielseitige und komfortable Raumbeleuchtung bieten.

Floor

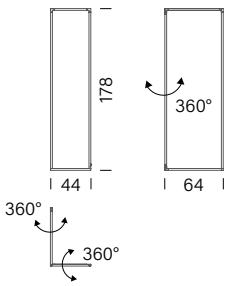

Technical information	3 × linear LED 6+10+33W Diffused emission Dimmable on cable Mono switch 110-240V 335lm+600lm+1765lm	CRI 85 IP20 Cable length 4,5m 360° orientable diffusers
Versions	2700K	White SPI LW2 23 Black SPI LN2 23
	3000K	White SPI LWW 23 Black SPI LNN 23

Pendant vertical

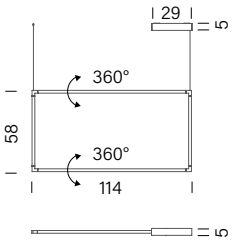

Technical information	2 × linear LED 2 × 19W Diffused emission Dimmable 1-10V Mono switch 110-240V 2 × 1125lm	CRI 85 IP20 Cable length 3m 360° orientable diffusers
Versions	2700K	White SPI LW2 51 Black SPI LN2 51
	3000K	White SPI LWW 51 Black SPI LNN 51

Pendant horizontal

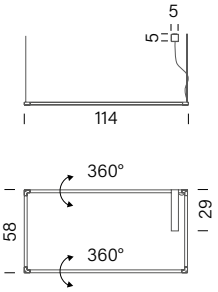

Technical information	2 × linear LED 2 × 19W Diffused emission Dimmable 1-10V Mono switch 110-240V 2 × 1125lm	CRI 85 IP20 Metal cable length 3m Electrical cable length 5m Decentralized ceiling canopy 360° orientable diffusers
Versions	2700K	White SPI LW2 52 Black SPI LN2 52
	3000K	White SPI LWW 52 Black SPI LNN 52

Wall/ceiling

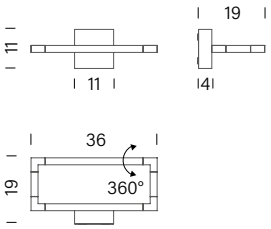

Technical information	Linear LED 14W Diffused emission 110-240V 560lm	CRI 85 IP20 360° orientable diffuser
Versions	2700K	White SPI LW2 31 Black SPI LN2 31
	3000K	White SPI LWW 31 Black SPI LNN 31



Maga

Nemo









The elliptical opal blown glass sphere of Maga collection provides soft, diffused, glare-free light and adds a timeless, elegant touch to any interior with its silhouette. The pendant version fits beautifully into the surroundings as an individual complement or in a composition.

IT La sfera ellittica in vetro soffiato opalino della collezione Maga fornisce una luce morbida, diffusa e priva di abbagliamento. Con la sua silhouette, aggiunge un tocco elegante e senza tempo a qualsiasi interior. La versione a sospensione si inserisce armoniosamente nell'ambiente come complemento individuale o in una composizione.

FR La sphère elliptique en verre soufflé opale de la collection Maga offre une lumière douce, diffuse et sans éblouissement. Avec sa silhouette, elle ajoute une touche élégante et intemporelle à n'importe quel intérieur. La version suspension s'intègre harmonieusement dans la pièce en complément individuel ou en composition.

DE Die elliptische Kugel aus mundgeblasenem Opalglas aus der Kollektion Maga spendet weiches, diffuses und blendfreies Licht. Mit ihrer Silhouette verleiht sie jedem Interieur eine zeitlos elegante Note. Die Pendelversion fügt sich harmonisch in den Raum ein, als einzelne Ergänzung oder in einer Gruppe.

Table 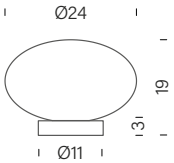	Technical information	E14 46W Diffused emission Dimmable according to bulb 230V	IP20 Cable length 2m
	Versions	Chrome/white glass MGA EWW 12	
Wall/ceiling 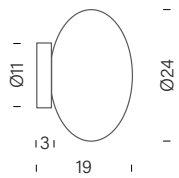	Technical information	E14 46W Diffused emission Dimmable according to bulb 230V	IP20
	Versions	Chrome/white glass MGA EWW 32	
Pendant 	Technical information	E14 46W Diffused emission Dimmable according to bulb 230V	IP20 Cable length 1,5m
	Versions	Chrome/white glass MGA EWW 52	



Linescapes

Nemo









A clear and compact light line defines a classic in the world of lighting. Inspired by a special project for a private collection of contemporary art, Linescapes is versatile with a high luminous efficacy guaranteed by its multidirectional linear development.

IT Un tratto di luce chiaro e compatto definisce un classico nel mondo dell'illuminazione. Ispirato a un progetto speciale per una collezione privata di arte contemporanea, Linescapes si presenta versatile e con un'elevata efficacia luminosa garantita dal suo sviluppo lineare multidirezionale.

FR Une ligne lumineuse claire et compacte définit un classique dans le monde de l'éclairage. Inspiré par un projet spécial pour une collection d'art contemporain privée, Linescapes est polyvalent et offre une efficacité lumineuse élevée garantie par son développement linéaire multidirectionnel.

DE Eine klare und kompakte Lichtlinie definiert einen Klassiker in der Welt der Beleuchtung. Inspiriert durch ein spezielles Projekt für eine private Sammlung zeitgenössischer Kunst, ist Linescapes vielseitig und hat eine hohe Effizienz, die durch ihre multidirektionale lineare Entwicklung gewährleistet wird.

Linescapes finishes

White



Black



Gold



Floor	Technical information	Linear LED 42W Diffused side emission Dimmable on cable 110-240V 2050lm	CRI 85 IP20 Cable length 2,5m
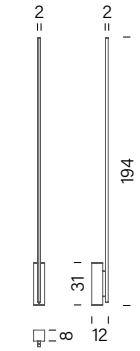	Versions	2700K	White/grey LIN LW2 22 Black/grey LIN LN2 22 Gold/grey LIN LG2 22
		3000K	White/grey LIN LWD 22 Black/grey LIN LND 22 Gold/grey LIN LGD 22
Wall L102	Technical information	Linear LED 19W Diffused side emission Dimmable, push 110-240V 1125lm	CRI 85 IP20 Driver on board
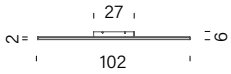	Versions	2700K	White LIN LW2 35 Black LIN LN2 35
		3000K	White LIN LWD 35 Black LIN LND 35
Wall L182	Technical information	Linear LED 33W Diffused side emission Dimmable, push 110-240V 1765lm	CRI 85 IP20 Driver on board
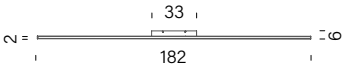	Versions	2700K	White LIN LW2 36 Black LIN LN2 36
		3000K	White LIN LWD 36 Black LIN LND 36
Wall Cantilevered	Technical information	Linear LED 12W Diffused side emission 24V DC 475lm	CRI 85 IP20 340° orientable Driver not included Recessing box included Wall board for installation included Recessed hole 13x11cm depth 9cm
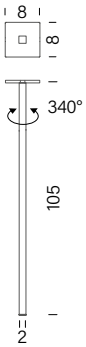	Versions	2700K	White LIN LW2 34
		3000K	White LIN LWW 34
	Accessory	driver for recessed mounting 6,5x5x2cm	110-240V/24V DC LIN ALI 33

Pendant horizontal L130	Technical information	Linear LED 19W Diffused side emission Dimmable 1-10V 110-240V 1125lm	CRI 85 IP20 Metal cable length 3m Electrical cable length 3m 360° orientable
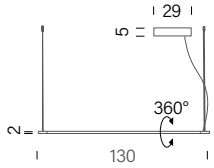	Versions	2700K	White LIN LW2 5D Black LIN LN2 5D
		3000K	White LIN LWW 5D Black LIN LNN 5D
Pendant horizontal L200	Technical information	Linear LED 33W Diffused side emission Dimmable 1-10V 110-240V 1765lm	CRI 85 IP20 Metal cable length 3m Electrical cable length 3m 360° orientable
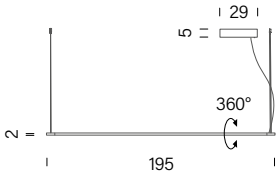	Versions	2700K	White LIN LW2 5E Black LIN LN2 5E
		3000K	White LIN LWW 5E Black LIN LNN 5E
Pendant vertical	Technical information	Linear LED 12W Diffused side emission Dimmable 1-10V 110-240V 475lm	CRI 85 IP20 Cable length max 3m 360° orientable
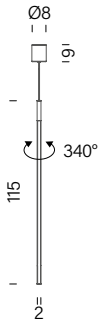	Versions	2700K	White LIN LW2 59
		3000K	White LIN LWW 59
Pendant vertical Recessed	Technical information	Linear LED 19W Diffused side emission 110-240V 1125lm	CRI 85 IP20 Cable length max 3m 360° orientable Recessed hole Ø8xHmin 4cm
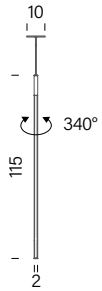	Versions	2700K	White LIN LW2 5A
		3000K	White LIN LWW 5A



Sirius

Carlo Colombo



A circular diffuser in opal white triplex blown glass encloses a central structure in shiny polished die-casted aluminum from which the light diffuses uniformly.

IT Un diffusore circolare in vetro soffiato triplex opalino bianco racchiude una struttura centrale in alluminio pressofuso spazzolato lucido dal quale la luce si diffonde in maniera uniforme.

FR Un diffuseur circulaire en verre soufflé triplex blanc opalin entoure une structure centrale en en aluminium moulé brossé, à partir de laquelle la lumière se diffuse uniformément.

DE Ein kreisförmiger Diffusor aus geblasenem opalweißem Triplexglas umschließt eine zentrale Struktur aus glänzend poliertem Aluminium, aus der sich das Licht gleichmäßig verteilt.

Pendant

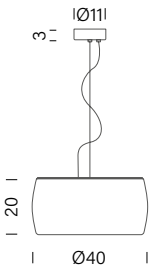

Technical information	G9 6 × 40W Diffused emission Dimmable according to bulb 230V	IP20 Metal cable length 3m Electrical cable length 3,3m LED version with kit G9 LED NEMO
Versions	Nickel/white glass SIR HLW 51	



Norma

Mario Barbaglia





A 360° diffused light is emitted by a tube diffuser in opal metacrylate, mounted on a glossy polished aluminum structure.

IT Una luce diffusa a 360° viene emessa da un diffusore tubolare in metacrilato opalino montato su una struttura in alluminio spazzolato lucido.

FR Une lumière diffuse à 360° est émise par un diffuseur tubulaire en méthacrylate opalin monté sur une structure en structure en aluminium poli brossé.

DE Der röhrenförmige Diffusor aus opalweißem Polycarbonat gibt ein 360° diffuses Licht ab. Struktur aus gebürstetem, poliertem Aluminium.

Wall 25 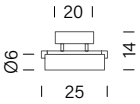	Technical information	LED board 20W Diffused emission 110-240V CCT 3000K 1800lm	CRI 85 IP20 Horizontal and vertical mounting
	Versions	Chrome/white NOR LLW 35	
Wall 65 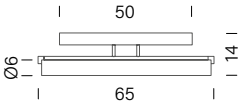	Technical information	LED board 17,5W Diffused emission Dimmable, DALI, push 230V CCT 3000K 1444lm	CRI 85 IP20 Horizontal and vertical mounting Also available in 120V
	Versions	Chrome/white NOR LLW 32	
Wall 95 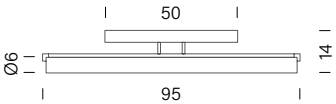	Technical information	LED board 27W Diffused emission Dimmable 1-10V, push 230V CCT 3000K 2400lm	CRI 85 IP20 Horizontal and vertical mounting Also available in 120V
	Versions	Chrome/white NOR LLW 33	



Anita

Mario Barbaglia





Ovalised reinterpretation of the classic globe lamp: the slight compression gives Anita a flatter but equally airy silhouette. The light is directed downwards and diffused through the white opal triplex glass diffuser.

IT Reinterpretazione ovalizzata della classica lampada a globo: la leggera compressione conferisce a Anita una silhouette più piatta ma ugualmente armoniosa. La luce è diretta verso il basso e distribuita attraverso il diffusore in vetro triplex opalino bianco.

FR Anita est une réinterprétation ovale de la lampe globe classique : la légère compression lui donne une silhouette plus plate mais tout aussi harmonieuse. La lumière est dirigée vers le bas et distribuée à travers le diffuseur en verre triplex opale blanc.

DE Anita ist eine ovale Neuinterpretation der klassischen Kugellampe: Die leichte Verformung verleiht ihr eine flachere, aber ebenso harmonische Silhouette. Das Licht ist nach unten gerichtet und wird durch den weißen Opal-Triplex-Glasdiffusor verteilt.

Pendant

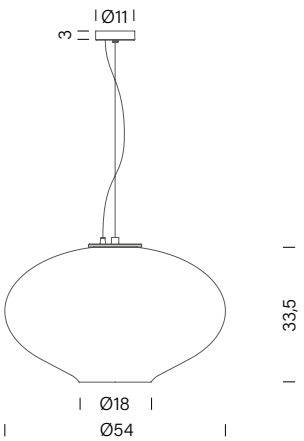

Technical information	E27 250 W Diffused emission Dimmable according to bulb 230V	IP20 Metal cable length 3m Electrical cable length 3,5m
Versions	Chrome/white glass ANI EHW 51	








PLAN
C
H





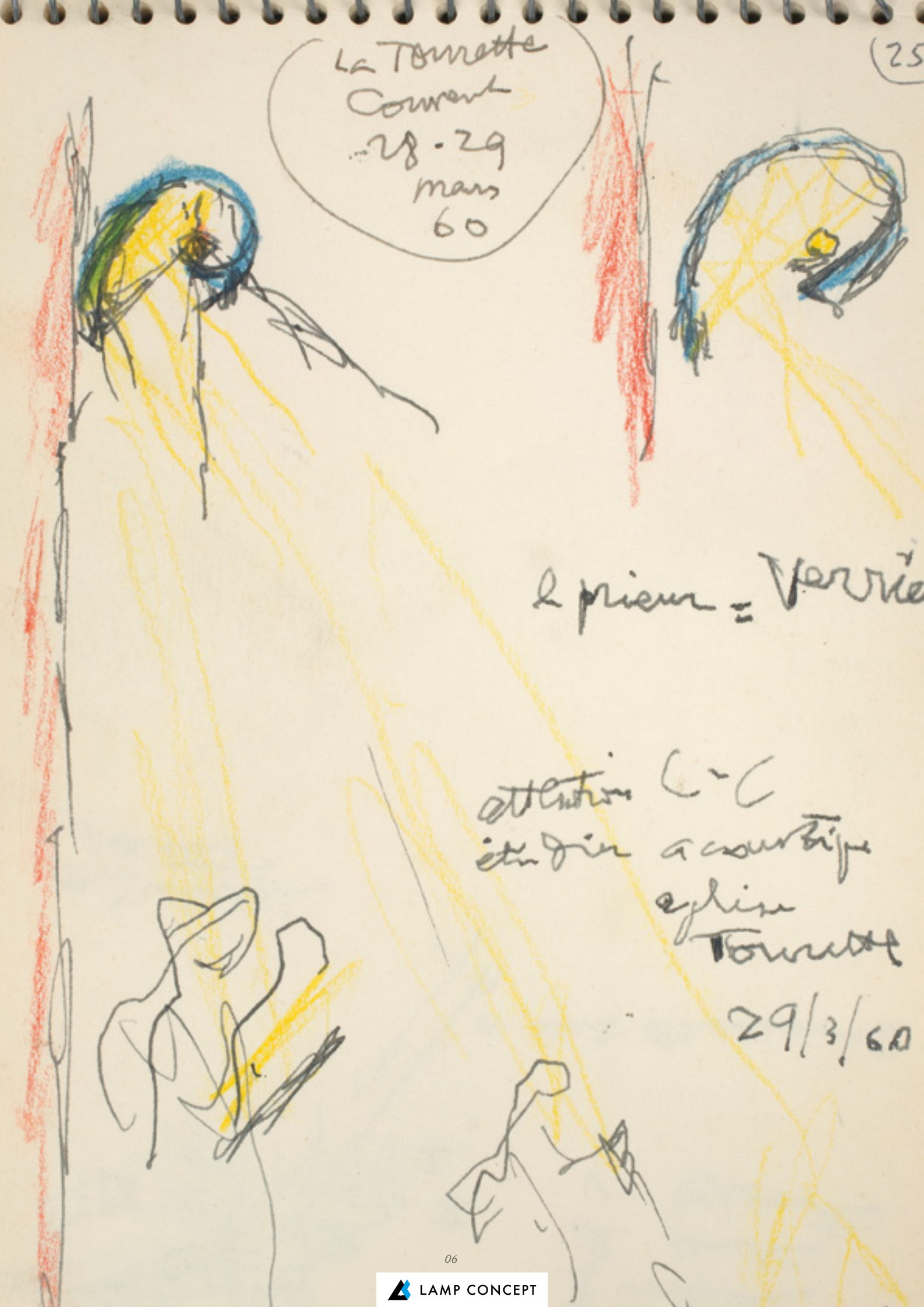

LAMP CONCEPT

















verticale
ou horizontale.

double lampes

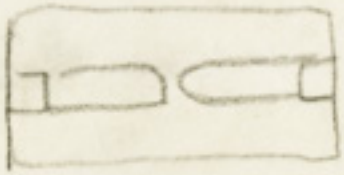

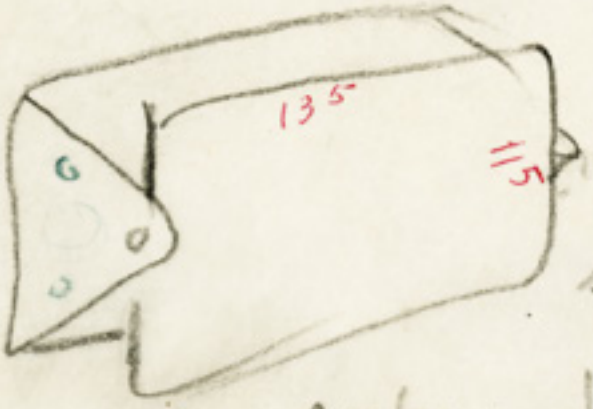

simple
lampe

exterieur tole noi
interieur blanc ma





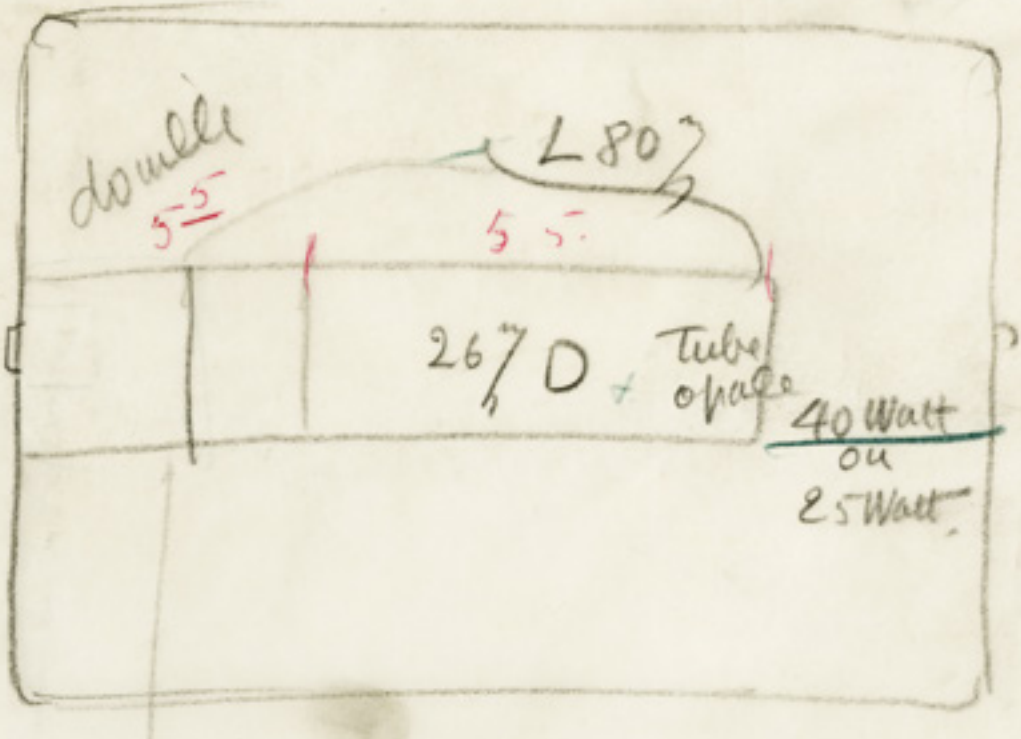

O
cordon





CVP



24 janv. 63

LAMP CONCEPT









01 Le Poeme de l'Angle Droit (The Poem of the Right Angle), Le Corbusier - 1955. © FLC/ADAGP.

02 Firminy church, Le Corbusier - 1963. © FLC/ADAGP.

03 Picasso and Lampe de Marseille at Unité d'Habitation de Marseille, France. © FLC/ADAGP.

04 Le Corbusier with the Chandigarh urban plan - 1965. © FLC/ADAGP.

05 Original sketch of Lampe de Marseille by Le Corbusier. © FLC/ADAGP. Original drawing of Borne Béton by Le Corbusier. © FLC/ADAGP.

06 Studies for the Escargot lighting by Le Corbusier © FLC/ADAGP.

07 Version on pole for the Firminy Unité d'Habitation, France © FLC/ADAGP.

08 Apartment interior at Unité d'Habitation de Marseille. © FLC/ADAGP.

09 Unité d'Habitation Marseille, France - 1945.

10-11 Le Corbusier in Chandigarh - 1965. © FLC/ADAGP.

12 Portrait of Franco Albini. © Fondazione Franco Albini.

13 Portrait of Franco Albini with Walter Gropius. © Fondazione Franco Albini.

14 Portrait of Charlotte Perriand. © FLC/ADAGP.

15 Original Applique a volet pivotant sketch by Charlotte Perriand. © FLC/ADAGP.

16 Original Pivotant à Poser sketch by Charlotte Perriand. © FLC/ADAGP.

17 Nemo's special editions for the "Maison au Bord de l'Eau", Miami - 2013 © ph. S. Muratet - Louis Vuitton - ACHP.

18 Portrait of Vico Magistretti. © Fondazione studio museo Vico Magistretti.

19 Original Kuta table sketches by Vico Magistretti. © Fondazione studio museo Vico Magistretti.

304	*Escargot*	Le Corbusier
308	*La Roche*	Le Corbusier
314	*Lampe Cabanon*	Le Corbusier
318	*Borne Béton*	Le Corbusier
324	*Parliament*	Le Corbusier
332	*Projecteur*	Le Corbusier
342	*Lampe de Marseille*	Le Corbusier
348	*Applique de Marseille*	Le Corbusier
354	*Applique Radieuse*	Le Corbusier
358	*Le Cadre Parfait*	Le Corbusier
362	*Albini Collection AM/AS*	F. Albini, F. Helg, A. Piva, M. Albini
374	*Applique Cylindrique*	Charlotte Perriand
378	*Potence Pivotante*	Charlotte Perriand
384	*Pivotante à Poser*	Charlotte Perriand
390	*Applique à volet pivotant*	Charlotte Perriand
398	*Lampe de Bureau*	Charlotte Perriand
406	*Claritas*	Vico Magistretti
410	*Kuta*	Vico Magistretti
414	*Saori*	Kazuhide Takahama

MASTERS



"In order not to give up the 'effect of volumes under the light', even when it is artificially produced, he makes us understand the glow emanating from lamps in a pictorial way, as a substitute of natural light coming from a window"

Pierluigi Nicolin, La Luce 2018

Escargot

Le Corbusier





Designed by Le Corbusier in 1951/52 for the public spaces of the Unité d'Habitation in Marseille, Escargot is only available in a limited edition, enhanced by its unique sculptural form inspired by nature. Made of burnished brass with an internal reflector for a diffused indirect lighting effect.

IT Progettata da Le Corbusier nel 1951/52 per gli spazi pubblici dell'Unité d'Habitation di Marsiglia, Escargot viene proposta esclusivamente in edizione limitata, impreziosita dalla sua singolare forma scultorea ispirata alla natura. Realizzata in ottone brunito con un riflettore interno per un effetto di illuminazione indiretta diffusa.

FR Conçu par Le Corbusier en 1951/52 pour les espaces publics de l'Unité d'Habitation de Marseille, Escargot est proposé en exclusivité en édition limitée, embelli par sa forme sculpturale singulière inspirée de la nature. Réalisée en laiton bruni, elle est dotée d'un réflecteur interne pour un éclairage indirect diffus.

DE Die 1951/52 von Le Corbusier für die öffentlichen Räume der Unité d'Habitation in Marseille entworfene Leuchte Escargot wird exklusiv in einer limitierten Auflage angeboten und besticht durch ihre einzigartige, von der Natur inspirierte skulpturale Form. Die Leuchte ist aus brüniertem Messing gefertigt und verfügt über einen internen Reflektor für eine indirekte Beleuchtung.

Floor

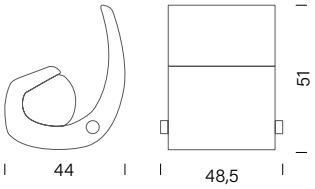

Technical information

E27
160W
Indirect emission
Dimmable on cable, according to bulb
230V

IP20
Black textile cable length 3,5m
LED 4-25W, HALO 25-160W

Versions

Brass ESC EGG 11



"Le Corbusier considered the simple bulb of La Roche lamp as the perfect result of an industrial process, of an evolution during which common object becomes a perfect tool, worthy to be shown as it is"

Arthur Ruegg, La Luce 2018

La Roche

Le Corbusier



LAMP CONCEPT







The first wall lamp designed by Le Corbusier in 1925, originally thought to enlighten the large windows of Villa La Roche, a manifesto of purist architecture. Nemo edits La Roche enhancing its lightness and functionality: a matte metal frame and an opal glass diffuser for soft lighting.

IT Da Villa La Roche, testimonianza dell'architettura purista, prende il nome la prima lampada da parete progettata originariamente da Le Corbusier nel 1925 per illuminare le grandi finestre dell'edificio. Nemo la propone, valorizzandone leggerezza e funzionalità: La Roche è realizzata con una struttura in metallo opaco e un diffusore in vetro opalino sagomato per un'illuminazione omogenea e armoniosa.

FR De Villa La Roche, témoignage d'une architecture puriste, tire son nom de la première applique conçue à l'origine par Le Corbusier en 1925 pour éclairer les grandes fenêtres du bâtiment. Nemo la propose en mettant en valeur sa légèreté et sa fonctionnalité: La Roche est réalisée avec une structure en métal opaque et un diffuseur en verre opale façonné pour un éclairage homogène et harmonieux.

DE Von der Villa La Roche, einem Zeugnis puristischer Architektur, hat ihren Namen von der ersten Wandleuchte, die Le Corbusier 1925 für die Beleuchtung der großen Fenster des Gebäudes entworfen hat. Nemo nimmt sie auf und unterstreicht ihre Leichtigkeit und Funktionalität: La Roche besteht aus einem schwarzen Metallgestell und einem opalen Glasdiffusor, der für eine homogene und harmonische Beleuchtung sorgt.

Wall

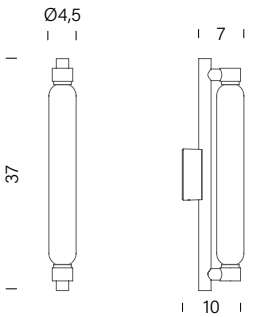

Technical information		
	LED board 10W Diffused emission Dimmable TRIAC 230V CCT 2700K 925lm	CRI 85 Also available in 120V
Versions	Indoor IP20	Grey ROC LDW 31 Black ROC LNW 31
	Outdoor IP45	Grey ROC LDW 33 Black ROC LNW 33



"I feel so good in my cabanon that I will definitely end my life here"

Le Corbusier

Lampe Cabanon

Le Corbusier





In 1952, on the shores of the French Riviera, Le Corbusier built “Cabanon”: the absolute archetype of essential living. The project, executed according to the rules of the Modulor, is found just a stone’s throw away from the sea and served as a refuge for the architect in his final years. Lampe Cabanon, named after the inspired microcosm, represents a symbol of architecture, design, production, and essential living. The lampshade, made from tracing paper that the architect used, was crafted from a wartime artifact - a mortar shell carrier - found on French beaches. The lamp, for which numerous sketches and designs exist, represents a moment of rebirth in the post-war world.

IT Nel 1952, sulle rive della Costa Azzurra, Le Corbusier costruì “Cabanon”: l’archetipo assoluto dell’essenzialità dell’abitare. Un progetto realizzato secondo le regole del Modulor a pochi passi dal mare, un rifugio per l’architetto negli ultimi anni della sua vita. Lampe Cabanon, pensata per il microcosmo di cui porta il nome, rappresenta un simbolo dell’architettura, del design, della produzione e dell’arte di vivere essenziale. Un reperto bellico – un porta proiettili di mortaio - ritrovato sulle spiagge francesi è la base di un paralume realizzato con la carta da lucido con cui l’architetto lavorava. Una lampada di cui esistono numerosi schizzi e progetti, che rappresenta un momento di rinascita nel mondo del dopoguerra.

FR En 1952, sur les rives de la Côte d’Azur, Le Corbusier a construit “Cabanon” : l’archétype absolu de l’habitat essentiel. Un projet, réalisé selon les règles du Modulor, à deux pas de la mer, un refuge pour l’architecte dans ses dernières années. Lampe Cabanon, conçue pour le microcosme dont elle porte le nom, représente un symbole de l’architecture, du design, de la production et de l’art de vivre essentiel. Une base issue d’un objet trouvé sur les plages françaises - un porte-obus de mortier - surmontée d’un abat-jour fabriqué à partir du papier glacé utilisé par l’architecte. La lampe Cabanon, dont il existe plusieurs croquis et dessins, représente un moment de renaissance du monde de l’après-guerre.

DE 1952 errichtete Le Corbusier an der Côte d’Azur das “Cabanon”, den absoluten Archetyp des essentiellen Wohnens. Das nach den Regeln des Modulor ausgeführte Projekt befindet sich nur einen Steinwurf vom Meer entfernt und diente dem Architekten in seinen letzten Lebensjahren als Zufluchtsort. Lampe Cabanon, benannt nach dem inspirierten Mikrokosmos, ist ein Symbol für Architektur, Design, Produktion und essentielles Leben. Der Lampenschirm aus Pauspapier, das der Architekt verwendete, wurde aus einem Artefakt aus dem Krieg - einem Mörsergranatenträger - gefertigt, das an französischen Stränden gefunden wurde. Die Lampe, für die zahlreiche Skizzen und Entwürfe existieren, stellt einen Moment der Wiedergeburt in der Nachkriegswelt dar.

Table

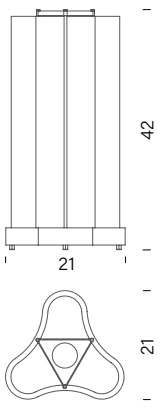

Technical information

E27 LED
Diffused emission
Dimmable on cable, according to bulb
25W
230V

Cable length 2,5m
LED 4-25W

Versions

Gunmetal / green
tracing paper sheet CAB ENW 11



"Contour and profile are a pure creation of the mind; they call for the plastic artist"

Le Corbusier

Borne Béton

Le Corbusier



Borne Béton grande







It was 1952 when Le Corbusier designed Borne Béton for the outdoor area of the Unité d'Habitation in Marseille and to enlighten Bhakra Dam, Sukhna Dam in India.
An early experiment in the use of concrete for a collection of lamps along the lines of Brutalist architecture. Raw, spartan concrete is combined with a built-in LED source, combining different volumes emphasised by light. The small aesthetic and finishing variations make each Borne Béton a unique project.

IT È il 1952 quando Le Corbusier progetta Borne Béton per l'area esterna dell'Unité d'Habitation di Marsiglia e per illuminare la diga di Bhakra, Sukhna Dam in India. Un primo esperimento di utilizzo del cemento per una collezione di lampade in linea con l'architettura brutalista. Il cemento grezzo e spartano viene accostato a una sorgente LED integrata, combinando diversi volumi enfatizzati dalla luce. Le piccole differenze estetiche e di finitura rendono ogni Borne Béton un progetto unico.

FR C'est en 1952 que Le Corbusier conçoit Borne Béton pour l'espace extérieur de l'Unité d'Habitation à Marseille et pour éclairer le barrage de Bhakra, Sukhna Dam en Inde. Une première expérience dans l'utilisation du béton pour une collection de lampes dans la lignée de l'architecture brutaliste. Le béton brut et spartiate est associé à une source LED intégrée, combinant différents volumes mis en valeur par la lumière. Les petites différences esthétiques et de finition font de chaque Borne Béton un projet unique.

DE 1952 entwarf Le Corbusier Borne Béton für den Außenbereich der Unité d'Habitation in Marseille und zur Beleuchtung des Bhakra, Sukhna Damms in Indien. Ein frühes Experiment mit der Verwendung von Beton für eine Lampenkollektion im Einklang mit der brutalistischen Architektur. Rauher und spartanischer Beton wird einer integrierten LED-Quelle gegenübergestellt, die verschiedene, durch das Licht hervorgehobene Volumen kombiniert. Die kleinen ästhetischen und verarbeitungstechnischen Unterschiede machen jede Borne Béton zu einem individuellen Projekt.

Grande outdoor

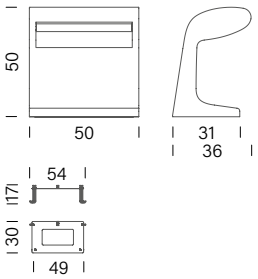

Technical information

LED board
38,5W
Direct emission
110-240V
CCT 3000K
1920lm

CRI 80
IP44
Cable length 3m
Body and cable IP65 rated

Versions

Concrete BBG LDW 23

Vandal proof fixing plate

BBG FIX 21

Petite indoor

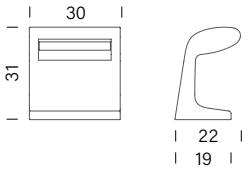

Technical information

LED board
19W
Direct emission
Dimmable on cable
110-240V
CCT 3000K
960lm

CRI 80
IP20
Cable length 2,7m

Versions

Concrete BBP LDW 21

Petite outdoor

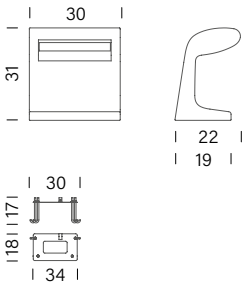

Technical information

LED board
19W
Direct emission
110-240V
CCT 3000K
960lm

CRI 80
IP44
Cable length 3m
Body and cable IP65 rated

Versions

Concrete BBP LDW 23

Vandal proof fixing plate

BBP FIX 21



"Machine for living, says Le Corbusier. He's right. Indeed, by expressing this thought, he lays the problem on factual grounds. It directs us towards a correct conception of housing problems. [...] In conclusion architects are asked, who are or should to be artists, to show oneself careful at least as much as the industrialists [...] they should lend exactly that service, as we have the right to expect it from them"

Maximilien Gauthier, Le Corbusier, Biography of an Architect, Bologna 1991

Parliament

Le Corbusier







Parliament green/yellow







Designed by Le Corbusier in 1963 for the Parliament in Chandigarh in India, Parliament is a symbol of 1950s modernism, inspired by the industrial lighting of the time. The adjustable diffuser consists of two open symmetrical cones for direct and indirect lighting. The finishes reflect the “claviers de couleurs” colour system developed by the Swiss-French master.

IT Progettata da Le Corbusier nel 1963 per il Parlamento di Chandigarh in India, Parliament è un simbolo del modernismo degli anni Cinquanta, ispirato all’illuminazione industriale dell’epoca. Il diffusore regolabile è dotato di due coni simmetrici aperti per l’illuminazione diretta e indiretta. Le finiture corrispondono al sistema di colori “claviers de couleurs” elaborato dallo stesso maestro svizzero-francese.

FR Conçu par Le Corbusier en 1963 pour le Parlement de Chandigarh en Inde, Parliament est un symbole du modernisme des années 1950, inspiré de l’éclairage industriel de l’époque. Le diffuseur orientable possède deux cônes symétriques ouverts pour un éclairage direct et indirect. Les finitions correspondent au système de couleurs “claviers de couleurs” développé par le maître franco-suisse lui-même.

DE Parliament wurde 1963 von Le Corbusier für das Parlament in Chandigarh, Indien, entworfen und ist ein Symbol der Moderne der 1950er Jahre, inspiriert von der industriellen Beleuchtung jener Zeit. Der verstellbare Diffusor hat zwei symmetrische offene Kegel für direkte und indirekte Beleuchtung. Die Oberflächen entsprechen dem von dem französisch-schweizerischen Meister selbst entwickelten Farbsystem “claviers de couleurs”.

Parliament finishes

Grey / whitewash



Green / yellow



Black / yellow



Black / red



Floor

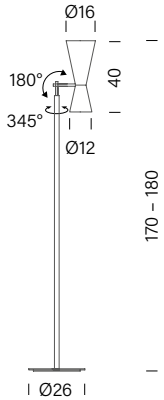

Technical information	E27 2 × 52W Double, direct+indirect emission Double switch on cable 230V	IP20 Cable length 2,7m
Versions	Grey/whitewash PAR EDW 22 Green/yellow PAR EGV 22 Black/yellow PAR ENG 22 Black/red PAR ENR 22	



"Space and light and order. Those are the things that men need just as much as they need bread or a place to sleep"

Le Corbusier

Projecteur

Le Corbusier













Between 1951 and 1957, Le Corbusier designed the Sanskar Kendra Museum, a museum in the Indian city of Ahmedabad. The spiral-shaped building contains all the fundamentals of his architecture. For this project, in 1954 Le Corbu conceived a lighting system he named “Projecteur”, installed in the structure to maximise the lighting effect.

IT Tra il 1951 e il 1957, Le Corbusier progetta il Sanskar Kendra Museum, un museo nella città indiana di Ahmedabad. A forma di spirale, questo edificio racchiude tutti i fondamenti della sua architettura. Appositamente per questo progetto, nel 1954 Le Corbu concepisce un sistema di illuminazione a cui diede il nome di “Projecteur”, installato nella struttura per massimizzare l’effetto luminoso.

FR Entre 1951 et 1957, Le Corbusier a conçu le musée Sanskar Kendra, un musée dans la ville indienne d’Ahmedabad. En forme de spirale, ce bâtiment contient tous les fondements de son architecture. Spécifiquement pour ce projet, Le Corbu conçoit en 1954 un système d’éclairage auquel il donne le nom de “Projecteur”, installé dans la structure pour maximiser l’effet lumineux.

DE Zwischen 1951 und 1957 entwarf Le Corbusier das Sanskar Kendra Museum, ein Museum in der indischen Stadt Ahmedabad. Dieses Gebäude in Form einer Spirale enthält alle Grundlagen seiner Architektur. Speziell für dieses Projekt entwirft Le Corbu 1954 ein Beleuchtungssystem, dem er den Namen “Projecteur” gibt und das in dem Gebäude installiert wird, um die Lichtwirkung zu maximieren.

Projecteur finishes

Night blue



Whitesand



Moka



365 Floor

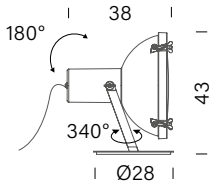

Technical information	E27 150W Direct emission Switch on cable 230V	IP20 Cable length 2,9m Orientable
Versions		Night blue PRJ EDW 2A Whitesand PRJ EWS 2A Moka PRJ EMS 2A

365 Pendant

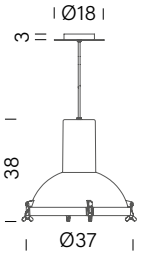

Technical information	E27 150W Direct emission Dimmable according to bulb 230V	Cable length 3m
Versions	IP20	Night blue PRJ EDW 51 Whitesand PRJ EWS 51 Moka PRJ EMS 51
	IP54	Night blue PRJ EDW 52 Whitesand PRJ EWS 52 Moka PRJ EMS 52

365 Wall/ceiling

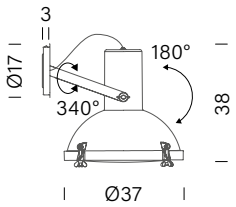

Technical information	E27 150W Direct emission Dimmable according to bulb 230V	Orientable
Versions	IP20	Night blue PRJ EDW 3A Whitesand PRJ EWS 3A Moka PRJ EMS 3A
	IP54	Night blue PRJ EDW 32 Whitesand PRJ EWS 32 Moka PRJ EMS 32

165 Pendant

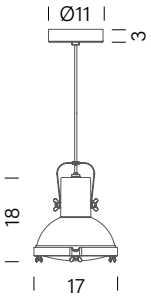

Technical information	E27 LED/FLUO 23W Direct emission Dimmable according to bulb 230V	Cable length 2m Orientable Max bulb H 11cm Black canopy
Versions	IP20	Night blue PRP FDW 51 Whitesand PRP FWS 51 Moka PRP FMW 51
	IP44	Night blue PRP FDW 52 Whitesand PRP FWS 52 Moka PRP FMW 52

165 Pincer clip

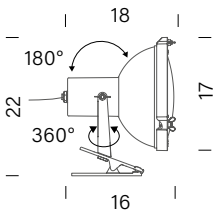

Technical information	E27 LED/FLUO 23W Direct emission Switch on cable 230V	IP20 Cable length 2m Orientable Max clip opening 3cm Max bulb H 11cm
Versions		Night blue PRP FDW 11 Whitesand PRP FWS 11 Moka PRP FMW 11

165 Wall/ceiling

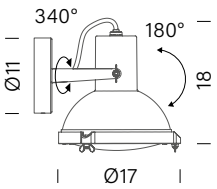

Technical information	E27 LED/FLUO 23W Direct emission Dimmable according to bulb 230V	Orientable Max bulb H 11cm Black canopy
Versions	IP20	Night blue PRP FDW 31 Whitesand PRP FWS 31 Moka PRP FMW 31
	IP44	Night blue PRP FDW 32 Whitesand PRP FWS 32 Moka PRP FMW 32



"All will keep a simple shape, composed by poor materials, that will adapt perfectly to the linear elements of his architecture without 'contaminating' it, without decorating it"

Michel Richard, Fondation Le Corbusier

Lampe de Marseille

Le Corbusier

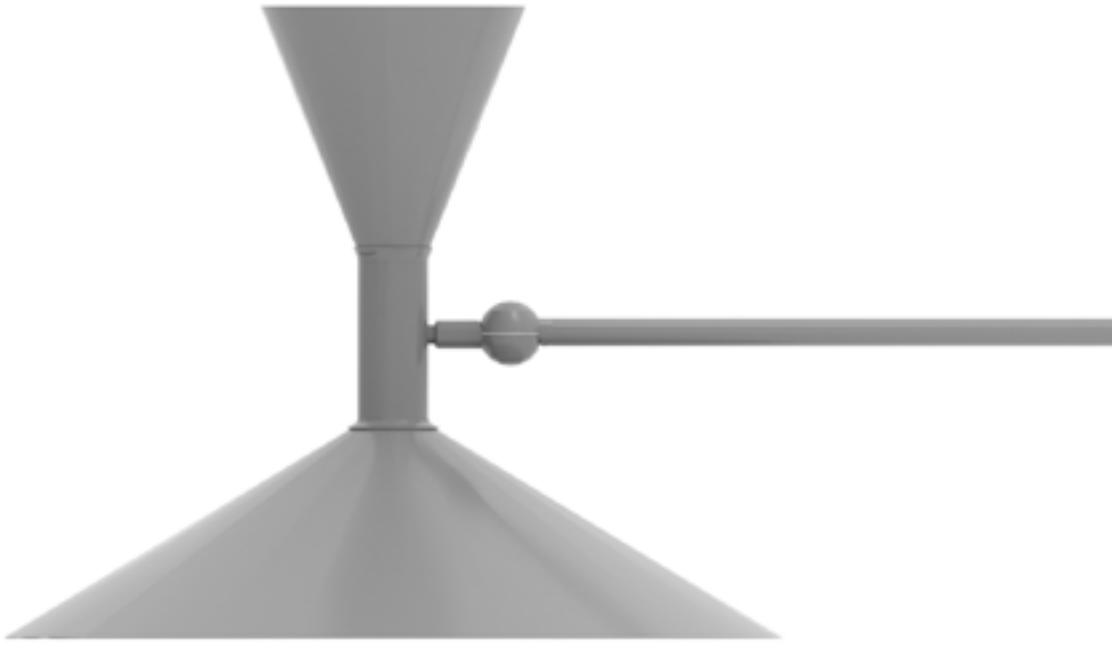



Lampe de Marseille wall, wall mini whitewash, black



Lampe de Marseille was named after the Unité d'Habitation in Marseille, the massive building designed between 1949 and 1952 by Le Corbusier and a symbol of Brutalist architecture.

IT Lampe de Marseille prende il nome dall'Unité d'Habitation di Marsiglia, l'imponente edificio progettato tra il 1949 e il 1952 da Le Corbusier e simbolo dell' architettura brutalista.

FR Lampe de Marseille porte le nom de l'Unité d'Habitation de Marseille, l'imposant bâtiment conçu entre 1949 et 1952 par Le Corbusier et symbole de l'architecture brutaliste.

DE Lampe de Marseille ist nach der Unité d'Habitation in Marseille benannt, einem beeindruckenden Gebäude, das zwischen 1949 und 1952 von Le Corbusier entworfen wurde und ein Symbol der brutalistischen Architektur ist.

Lampe de Marseille finishes

Whitewash *Grey* *Black*

Mini wall

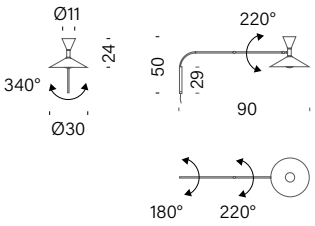

Technical information	E14 2 × 46W Direct + indirect emission Mono switch on cable 230V	IP20 Cable length 0,4m + 1,2m Orientable Installation with or without plug Dimmable according to bulb only with direct wall electrical installation Bulb not included
Versions	Withewash LMM EWW 31 Grey LMM EDD 31 Black LMM ENN 31	

Wall

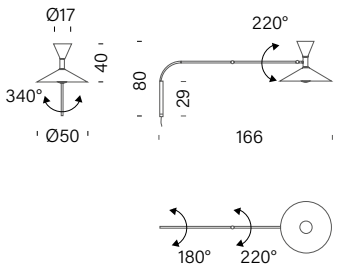

Technical information	E27 2 × 70W Direct + indirect emission Double switch on cable 230V	IP20 Cable length 1,5m + 1,3m Orientable Installation with or without plug bulb Ø11cm (down)+A60 (up) Dimmable according to bulb only with direct wall electrical installation Bulb not included
Versions	Whitewash LDM EWW 31 Grey LDM EDD 31 Black LDM ENN 31	



“Primary forms are beautiful forms because they can be clearly appreciated”

Le Corbusier

Applique de Marseille

Le Corbusier









Applique de Marseille, designed by Le Corbusier in 1938/1939 for his Parisian flat in Rue Nungesser et Coli, provides direct and diffused light: two cone-shaped lampshades orient the light upwards and downwards, providing uniform and sharp light beams. The Mini version preserves the same allure in a compact version.

IT Applique de Marseille, progettata da Le Corbusier nel 1938/1939 per il suo appartamento parigino di Rue Nungesser et Coli, fornisce una luce diretta e diffusa: due paralumi a forma di cono dirigono la luce verso l'alto e verso il basso, formando fasci luminosi uniformi e nitidi. La versione Mini conserva la stessa allure in una versione compatta.

FR Applique de Marseille, conçue par Le Corbusier en 1938/1939 pour son appartement parisien de la rue Nungesser et Coli, procure une lumière directe et diffuse: deux abat-jour de forme conique dirigent la lumière vers le haut et vers le bas, formant des faisceaux lumineux uniformes et nets. La version Mini conserve la même allure dans une version compacte.

DE Applique de Marseille, die Le Corbusier 1938/1939 für seine Pariser Wohnung in der Rue Nungesser et Coli entwarf, spendet direktes diffuses Licht: Zwei kegelförmige Lampenschirme lenken das Licht nach oben und unten und bilden gleichmäßige und scharfe Lichtkegel. Die Mini-Version bewahrt den gleichen Reiz in einer kompakten Ausführung.

Applique de Marseille finishes

Whitewash *Grey* *Black*

Wall Mini

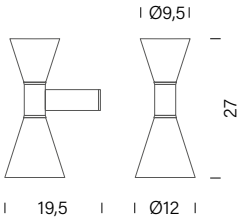

Technical information	E14 2x20W Direct + indirect emission Dimmable according to bulb Mono switch 230V	IP20
Versions	Whitewash AMM EWW 31 Grey AMM EDD 31 Black AMM ENN 31	

Wall

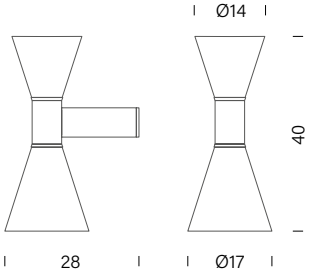

Technical information	E27 2×52W Direct + indirect emission Dimmable according to bulb Mono switch 230V	IP20
Versions	Whitewash ADM EWW 31 Grey ADM EDD 31 Black ADM ENN 31	



Applique Radieuse

Le Corbusier





In 1949 Le Corbusier conceived Applique d'entrée des appartments, a wall lamp of curved metal sheet to enlighten the entrances of the Unité d'Habitation in Marseille, the housing unit symbol of the Modern Movement in its architectural and urbanistic conception. The Master designed the paradigm of the wall lamp, giving it the maximum efficiency while hiding the light source.

IT Per illuminare gli ingressi dell'Unité d'Habitation di Marsiglia, l'unità abitativa simbolo del Movimento Moderno nella sua concezione architettonica e urbanistica, Le Corbusier concepisce nel 1949 Applique d'entrée des appartments, una lampada da parete in lamiera curvata. Utilizzando una silhouette distintiva, il Maestro disegna il paradigma della lampada da parete, conferendole la massima efficienza e nascondendo la sorgente luminosa.

FR Pour éclairer les entrées de l'Unité d'Habitation de Marseille, unité d'habitation symbole du Mouvement Moderne dans sa conception architecturale et urbanistique, Le Corbusier conçoit en 1949 l'Applique d'entrée des appartements, une applique en tôle courbée. Utilisant une silhouette distinctive, le Maestro conçoit le paradigme de l'applique murale, lui donnant une efficacité maximale et masquant la source lumineuse.

DE Zur Beleuchtung der Eingänge der Unité d'Habitation in Marseille, einer Wohnanlage, die in ihrem architektonischen und städtebaulichen Konzept symbolisch für die Moderne steht, entwirft Le Corbusier 1949 die Applique d'entrée des appartments, eine Wandleuchte aus gebogenem Metallblech. Mit einer markanten Silhouette entwarf der Meister das Paradebeispiel einer Wandleuchte, die maximale Effizienz bietet und die Lichtquelle verbirgt.

Applique Radieuse finishes

White *Red* *Orange* *Blue* *Green*

Wall

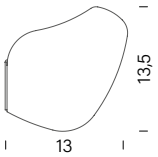

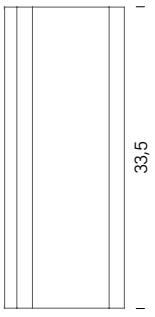

Technical information	E27 2 × 40W Indirect emission Dimmable according to bulb Mono switch 230V	IP20
Versions	White ARS EWW 31 Red ARS ERW 31 Orange ARS EAW 31 Blue ARS EBW 31 Green ARS EVW 31	



Le Cadre Parfait

Le Corbusier



LAMP CONCEPT


Roma

Le Cadre Parfait was designed by Le Corbusier in 1950, and was conceived for Heidi Weber, Swiss art collector, for her drawings and graphic works collection. By placing the glass within the frame, he completely changed its traditional proportions. The emerging glass transforms the oak frame into a perfect cubic body, hung on a wall or freely displayed as an object. As a result, the glass and the design appear to be floating. This process was the start of a research dedicated to the standardization of many elements linked to interior fittings. Nemo edits La Cadre Parfait in a solid beech wood structure and matte anodized aluminum details.

IT Disegnata da Le Corbusier nel 1950, Le Cadre Parfait è stata concepita per la collezione di disegni e per le opere grafiche di Heidi Weber, collezionista d'arte svizzera. Il posizionamento del vetro all'interno della cornice in rovere ne ha profondamente modificato le proporzioni tradizionali, trasformando il volume in un perfetto corpo cubico, che può essere appeso a una parete o liberamente esposto come oggetto. Il vetro e l'opera sembrano così fluttuare. Questo processo ha segnato l'inizio di una ricerca dedicata alla standardizzazione di molti elementi legati agli allestimenti interni. Nemo rivisita Le Cadre Parfait, realizzando una struttura in legno massello di faggio con dettagli in alluminio anodizzato opaco.

FR Le Cadre Parfait a été dessiné par Le Corbusier en 1950, et conçu pour Heidi Weber, collectionneur d'art suisse, pour sa collection de dessins et d'oeuvres graphiques. En plaçant le verre à l'intérieur du cadre, il a changé complètement ses proportions traditionnelles. Le verre émergeant transforme le cadre en chêne en un corps cubique parfait, accroché au mur ou librement exposé comme un objet. Ainsi, le verre et le design semblent flotter. Ce procédé a été le début d'une recherche dédiée à la standardisation de nombreux éléments liés à l'aménagement intérieur. Nemo édite La Cadre Parfait dans une structure en bois de hêtre massif et des détails en aluminium anodisé mat.

DE Le Cadre Parfait wurde 1950 von Le Corbusier für die Schweizer Kunstsammlerin Heidi Weber für ihre Sammlung von Zeichnungen und grafischen Werken entworfen. Indem er das Glas in den Rahmen setzte, veränderte er dessen traditionelle Proportionen völlig. Das hervortretende Glas verwandelt den Eichenholzrahmen in einen perfekten kubischen Körper, der an die Wand gehängt oder frei als Objekt präsentiert werden kann. So scheinen das Glas und das Design zu schweben. Dieser Prozess war der Beginn einer Forschung, die der Standardisierung zahlreicher Elemente im Zusammenhang mit der Innenausstattung gewidmet war. Nemo bearbeitet La Cadre Parfait mit einer Struktur aus massivem Buchenholz und Details aus matt eloxiertem Aluminium.

Le Cadre Parfait

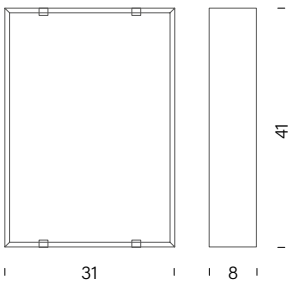

Technical information

Tempered transparent glass
Aluminum anodized brackets

Versions

oiled solid beech CLC SMT 31



"To us, the educational value resides in our works, and it's through them that we spread ideas more than through ourselves"

Franco Albini

Albini Collection AM/AS

Franco Albini, Franca Helg,
Antonio Piva, Marco Albini



AM1N



AS41C black/white glass





AS43C chrome/white glass







AM4C chrome/white glass



AS1C chrome/white glass



AM1N black/white glass

The Albini AM/AS collection represents the rationalistic philosophy of the Milanese architect. A 1969 design that combines linear shapes with the extreme quality of materials, such as the hand-blown glass of diffusers. Aiming to manage the different volumes of the space with a single design: ceiling, wall, floor and table.

IT La collezione Albini AM/AS rappresenta il pensiero razionalista dell'architetto milanese. Un progetto del 1969 che unisce la linearità delle forme all'estrema qualità dei materiali utilizzati, come il vetro soffiato a mano dei diffusori. Con l'aspirazione di gestire con un unico progetto i differenti volumi dello spazio: il soffitto, la parete, la terra e il tavolo.

FR Die Albini AM/AS Kollektion repräsentiert die rationalistische Philosophie des Mailänder Architekten. Ein Design aus dem Jahr 1969, das die linearen Formen mit der extremen Qualität der verwendeten Materialien, wie dem mundgeblasenen Glas der Abdeckungen, verbindet. Mit dem Ziel, die verschiedenen Volumina des Raumes mit einem einzigen Design zu verwalten: Decke, Wand, Boden und Tisch.

DE La collection Albini AM/AS représente la philosophie rationaliste de l'architecte milanais. Un design de 1969 qui combine les formes linéaires avec l'extrême qualité des matériaux utilisés, comme le verre soufflé des diffuseurs. Le but est de gérer les différents volumes de l'espace avec un seul design: plafond, mur, sol et table.

Floor

AM2Z Ø45
AM2C Ø40

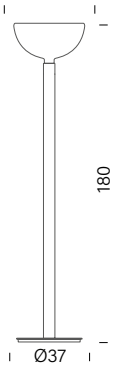

Technical information	E27 LED/HALO 250W AM2Z: Indirect emission AM2C: Diffused emission Dimmable on cable, according to bulb 230V	IP20 Cable length 3,2m
Versions	AM2Z	Chrome/chrome ALB EHH 22
	AM2C	Chrome/white glass ALB EHW 22

Table

AS1C

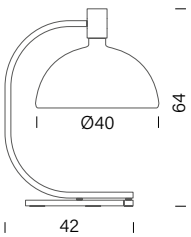

AM1N

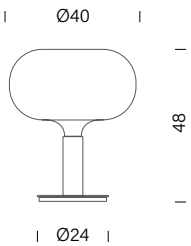

Technical information	E27 LED/HALO 150W Diffused emission Dimmable on cable, according to bulb 230V	IP20 Cable length 2,2m
Versions	AS1C	Black/white glass ALB ENW 15 Chrome/white glass ALB EHW 15
	AM1N	Black/white glass ALB ENW 14 Chrome/white glass ALB EHW 14

Pendant

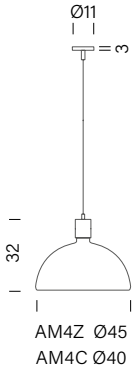

Technical information	E27 250W AM4Z: Indirect emission AM4C: Diffused emission Dimmable according to bulb 230V	IP20 Cable length 2,5m
Versions	AM4Z	Chrome/chrome ALB EHH 53
	AM4C	Black/white glass ALB ENW 53 Chrome/white glass ALB EHW 53

Pendant with arm

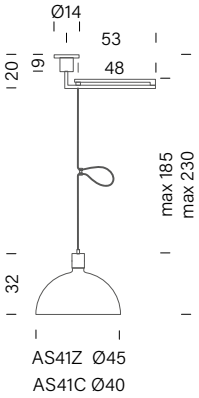

Technical information	E27 250W AS41Z: Indirect emission AS41C: Diffused emission Dimmable according to bulb 230V	IP20 Cable length 1,85m Orientable arm total length 1m
Versions	AS41Z	Chrome/chrome ALB EHH 54
	AS41C	Black/white glass ALB ENW 54 Chrome/white glass ALB EHW 54

Pendant chandelier

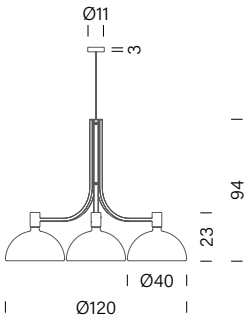

Technical information	E27 3X70W Diffused emission Dimmable according to bulb 230V	IP20 Cable length 2,5m
Versions	AS43C	Black/white glass ALB ENW 55 Chrome/white glass ALB EHW 55

Applique

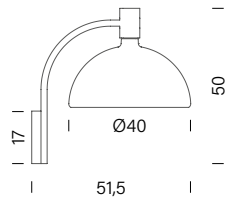

Technical information	E27 100W Diffused emission Dimmable according to bulb 230V	IP20
Versions	AS3C	Black/white glass ALB ENW 31 Chrome/white glass ALB EHW 31



"Charlotte Perriand designed a whole family of lamps adjustable, revolving, and orientable: lamps with rotating screens and wall lamps with adjustable screens – painted with bright colors – or rotable arms. To these "essential forms", she will then add some fantastic inventions for specific use"

Arthur Ruegg, La Luce 2018

Applique Cylindrique

Charlotte Perriand





Designed by Charlotte Perriand for her mountain chalet Le Vieux Matelot, Applique Cylindrique is a design that dates back to the early 1930s. Her interest in pivoting screens reflects her observation on human gestures: a simple touch allows to direct the lampshade and to control the light beam, making it possible to adjust intensity and direction.

IT Progettata da Charlotte Perriand per il suo chalet di montagna Le Vieux Matelot, Applique Cylindrique è un progetto che risale ai primi anni '30. Il suo interesse per gli schermi pivotanti riflette la sua osservazione sui gesti umani: un semplice gesto permette di orientare il paralume e di controllare il fascio di luce, consentendo così di giocare con direzione e intensità luminosa.

FR Conçue par Charlotte Perriand pour son chalet de montagne Le Vieux Matelot, Applique Cylindrique est un projet qui remonte au début des années 1930. Son intérêt pour les écrans pivotants reflète son observation des gestes humains: un simple geste permet d'orienter l'abat-jour et de contrôler le faisceau lumineux, permettant ainsi de jouer avec la direction et l'intensité lumineuse.

DE Applique Cylindrique wurde von Charlotte Perriand für ihre Berghütte Le Vieux Matelot entworfen und geht auf die frühen 1930er Jahre zurück. Ihr Interesse an schwenkbaren Schirmen spiegelt ihre Beobachtung menschlicher Gesten wider: Mit einer einfachen Geste lässt sich der Lampenschirm ausrichten und der Lichtstrahl lenken, was ein Spiel mit Richtung und Lichtintensität ermöglicht.

Applique Cylindrique finishes

Anthracite grey
Pastel blue



Anthracite grey
Anthracite grey



Whitewash
Whitewash

Petite wall

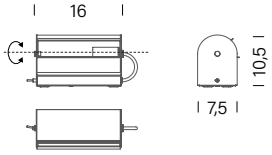

Technical information	E14 40W Indirect emission Dimmable according to bulb Switch on board 230V	IP20 Orientable
Versions	Anthracite grey/pastel blue CYL EBN 31 Anthracite grey/anthracite grey CYL ENN 31 Whitewash/whitewash CYL EWW 31	

Longue wall

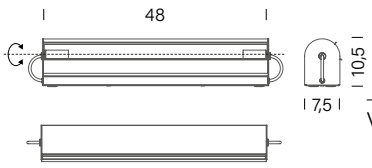

Technical information	E14 2 × 40W Indirect emission Dimmable according to bulb 230V	IP20 Orientable
Versions	Anthracite grey/pastel blue CYL EBN 32 Anthracite grey/anthracite grey CYL ENN 32 Whitewash/whitewash CYL EWW 32	



"In 1940 I designed a revolving and cheap lamp, manufactured with long, black tubes assembled in a shape of an inverted 'L', to bring electrical cable from the switch to the bulb"

Charlotte Perriand

Potence Pivotante

Charlotte Perriand









Charlotte Perriand was inspired by the boom of sailboats when in 1938 she conceived Potence Pivotante. Designed as a highly accessible swivel lamp, realized using two black tubular sections assembled in the shape of an inverted 'L' to lead the electrical wire from the switch to the bulb. The steel arm fixed to the wall rotates on the horizontal axis, describing an angle of almost 180°.

IT Charlotte Perriand si ispira al boma delle barche a vela quando nel 1938 concepisce Potence Pivotante: due sezioni tubolari sono assemblate a forma di 'L' rovesciata per condurre il filo elettrico dall'interruttore alla lampadina. Il braccio in acciaio fissato alla parete ruota sul suo asse orizzontale, descrivendo un angolo di quasi 180°, rivelandosi una lampada orientabile facilmente accessibile e fruibile.

FR Charlotte Perriand s'inspire de la bôme des voiliers lorsqu'elle conçoit Potence Pivotante en 1938 : deux tronçons tubulaires sont assemblés en forme de 'L' inversé pour conduire le fil électrique de l'interrupteur à l'ampoule. Le bras en acier fixé au mur tourne sur son axe horizontal, décrivant un angle de presque 180°, se révélant comme une lampe orientable facilement accessible et utilisable.

DE Charlotte Perriand ließ sich von den Bäumen der Segelschiffe inspirieren, als sie 1938 die Potence Pivotante entwarf: Zwei Röhren sind in der Form eines umgekehrten 'L' zusammengesetzt, um den elektrischen Draht vom Schalter zur Lampe zu führen. Der an der Wand befestigte Metallarm dreht sich um seine horizontale Achse und beschreibt dabei einen Winkel von fast 180°, wodurch eine leicht zugängliche und benutzbare schwenkbare Lampe entsteht.

Potence Pivotante finishes

Black *Red* *Grey*



Mini wall

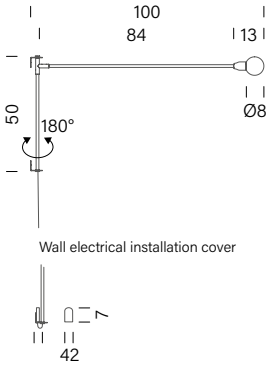

Technical information	G9 4W Diffused emission Switch on cable 230V CCT 2700K 400lm	CRI 80 IP20 Cable length 2,5m Orientable Max power allowed 25W HALO bulb LED dimmable bulb included Dimmable (only with direct wall electrical installation)
Versions	Black POM HNW 31 Red POM HRW 31 Grey POM HDW 31	
Wall electrical installation cover	Black POM ATT 31 Red POM ATD 31 Grey POM ATR 31	

Wall



Technical information	E27 LED/HALO 8W Diffused emission Dimmable on cable, according to bulb 230V CCT 2700K 900lm	CRI 80 IP20 Cable length 3,2m Orientable Max power allowed: 100W E27 LED LED dimmable bulb included Installation with cable and plug
Versions	Black POT ENW 32	



"The object is not neutral. There is also a relationship with man and this must be taken into account."

Charlotte Perriand

Pivotante à Poser

Charlotte Perriand









An avant-garde icon of the 1950s, Pivotante à Poser was conceived by Charlotte Perriand as an architectural element. The light emission interacts with the material texture, volumes, dimensions and graphic signs created by the two rotating diffusers, which allow both closing and opening of the light beam for direct or indirect light.

IT Icona dell'avanguardia degli anni '50, Pivotante à Poser viene concepita da Charlotte Perriand al pari di un elemento architettonico. L'emissione luminosa interagisce con la texture materica, i volumi, le dimensioni e i segni grafici creati dai due diffusori rotanti, capaci di chiudere e aprire il fascio luminoso per ottenere una luce diretta o indiretta.

FR Icône de l'avant-garde des années 50, Pivotante à Poser a été conçue par Charlotte Perriand comme un élément architectural. L'émission lumineuse interagit avec la texture du matériau, les volumes, les dimensions et les signes graphiques créés par les deux diffuseurs rotatifs, capables de fermer et d'ouvrir le faisceau lumineux pour obtenir une lumière directe ou indirecte.

DE Pivotante à Poser ist eine Ikone der Avantgarde der 1950er Jahre und wurde von Charlotte Perriand als architektonisches Element konzipiert. Die Lichtemission interagiert mit der Materialstruktur, den Volumen, den Dimensionen und den grafischen Elementen, die von den beiden drehbaren Diffusoren erzeugt werden, die den Lichtstrahl entweder schließen oder öffnen können, um direktes oder indirektes Licht zu schaffen.

Pivotante à Poser finishes

White

Yellow

Blue

Pastel blue

Carmine red

Sage green

Light grey

Table

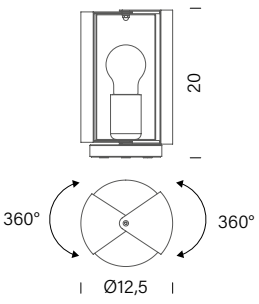

Technical information

E27
60W
Direct emission
Switch on cable
230V

IP20
Cable length 2m
Orientable 360°
Bulb not included

Versions

White PAP EDW 12
Yellow PAP EDG 12
Blue PAP EDB 12
Pastel blue PAP EDC 12
Carmine red PAP EDR 12
Sage green PAP EDV 12
Light grey PAP EDD 12



"The extension of the art of dwelling is the art of living"

Charlotte Perriand

Applique à Volet Pivotant

Charlotte Perriand





Applique à Volet Pivotant plié black anodized



Applique à Volet Pivotant yellow, red



Wall lamps designed in 1962 by Charlotte Perriand for her mountain chalet in Méribel in the French Alps. Aluminum adjustable volet and metal structure. E14 version is equipped with integrated switch (on board), cable and plug for a simple and free installation. Indirect light output towards the wall and orientable flood beam.

IT Disegnata da Charlotte Perriand nel 1962 per illuminare il suo chalet di montagna a Méribel nelle Alpi francesi. Una famiglia di lampade da parete dalle forme semplici e colorate. Diffusore "volet" orientabile in alluminio e struttura in metallo. Nella versioni E14 l'interruttore è posizionato sulla struttura della lampada (on board) e la lampada è dotata di cavo e spina per un'installazione libera e semplice. La lampada emette luce indiretta verso la parete e il fascio può essere orientato a piacere.

FR Dessinée en 1962 par Charlotte Perriand pour son chalet de montagne à Méribel dans les Alpes françaises. Famille d'appliques de forme simple avec volet orientable en aluminium et structure en métal. Dans la version E14, l'interrupteur est positionné sur la structure de la lampe (à bord) et la lampe est équipée d'un câble et d'une fiche pour une installation libre et simple. La lampe émet une lumière indirecte vers le mur et le faisceau peut être orienté à volonté.

DE Aus dem Originalentwurf 1962 von Charlotte Perriand für die Beleuchtung ihres Chalets in den Bergen in Méribel in den französischen Alpen, ist im Laufe der Zeit eine Familie Wandleuchten mit einfachen und farbenfrohen Formen entstanden. Verstellbarer Diffusor „Volet" aus Aluminium und Struktur aus Metall. Die Version E14 ist mit Schalter an der Struktur der Leuchte (an Bord) und mit Kabel, einschl. Stecker für eine freie und einfache Installation ausgestattet. Die Leuchte strahlt indirektes Licht zur Wand ab und der Lichtstrahl kann beliebig ausgerichtet werden.

Applique à Volet Pivotant finishes

Black anodized



Natural anodized



White



Red



Yellow



Blue



Polished inox



Wall R7s 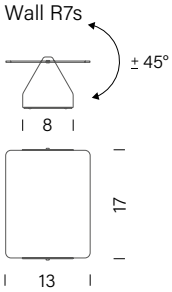	Technical information	R7s (75mm) 80W Direct/indirect emission Orientable Dimmable according to bulb 230V	IP20 Only for horizontal installation White body
	Versions	Black anodized AVP HWN 31 Natural anodized AVP HWD 31 Polished inox AVP HWH 31	
Wall E14	Technical information	E14 8W Direct/indirect emission Orientable Dimmable according to bulb 230V	IP20 Cable length 1,1m Switch on board Bulb Ømax 3cm (not included) With external cable plug (removable) White body
	Versions	Black anodized AVP EWN 31 Natural anodized AVP EWD 31 White AVP EWW 31 Red AVP EWR 31 Yellow AVP EWG 31 Blue AVP EWB 31 Polished inox AVP EWH 31	
Wall LED	Technical information	LED board 10W Direct/indirect emission Orientable 110-240V CCT 3000K 235lm	CRI 85 IP20 White body
	Versions	Black anodized AVP LWN 31 Natural anodized AVP LWD 31 White AVP LWW31 Red AVP LWR 31 Yellow AVP LWG 31 Blue AVP LWB 31 Polished inox AVP LWH 31	
Wall double R7S 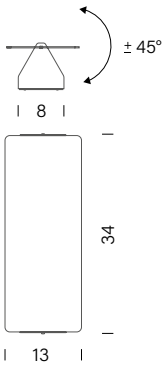	Technical information	R7s (75mm) 2 × 80W Direct/indirect emission Orientable Dimmable according to bulb 230V	IP20 Only for horizontal installation White body
	Versions	Black anodized AVP HWN 33 Natural anodized AVP HWD 33 Polished inox AVP HWH 33	
Wall double E14	Technical information	E14 2 × 8W Direct/indirect emission Orientable Dimmable according to bulb 230V	IP20 Bulb Ø max 3cm (not included) White body
	Versions	Black anodized AVP EWN 33 Natural anodized AVP EWD 33 White AVP EWW 33 Red AVP EWR 33 Yellow AVP EWG 33 Blue AVP EWB 33 Polished inox AVP EWH 33	

Wall double LED	Technical information	LED board 20W Direct/indirect emission 110-240V CCT 3000K 585lm	CRI 85 IP20 White body
	Versions	Black anodized AVP LWN 33 Aluminium anodized AVP LWD 33 White AVP LWW 33 Red AVP LWR 33 Yellow AVP LWG 33 Blue AVP LWB 33 Polished inox AVP LWH 33	
Wall plié R7s	Technical information	R7s (75mm) 2 × 80W Direct/indirect emission Orientable Dimmable according to bulb 230V	IP20 Only for horizontal installation White body
	Versions	Black anodized AVP HWN 32 Natural anodized AVP HWD 32	
Wall plié E14	Technical information	E14 2 × 8W Direct/indirect emission Orientable Dimmable according to bulb 230V	IP20 Bulb Ø3cm max White body
	Versions	Black anodized AVP EWN 32 Natural anodized AVP EWD 32 White AVP EWW 32 Red AVP EWR 32 Yellow AVP EWG 32 Blue AVP EWB 32	
Wall plié LED	Technical information	LED board 20W Direct/indirect emission Orientable 110-240V CCT 3000K 826lm	CRI 85 IP20 White body
	Versions	Black anodized AVP LWN 32 Natural anodized AVP LWD 32 White AVP LWW 32 Red AVP LWR 32 Yellow AVP LWG 32 Blue AVP LWB 32	

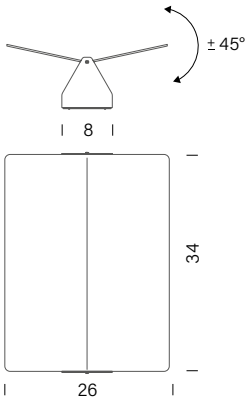



"...after all, design is about responding to the gestures of the human being. Then there is a side even beyond this, which has to do with a sort of harmony with oneself, with one's environment; this kind of awareness affects everything"

Charlotte Perriand

Lampe de Bureau

Charlotte Perriand





400 *Lampe de Bureau* table green







Driven by the need to illuminate faces reflected in the mirror of a piece of furniture designed for the famous French glassworks Boussois, Charlotte Perriand created the Lampe de Bureau wall version in 1965. Inside the diffuser, the white preserves the natural color of the light, while outside, the finishes of the translucent molded glass appear pure and brilliant.

IT Dall'esigenza di illuminare i volti riflessi nello specchio di un mobile disegnato per la famosa vetreria francese Boussois, Charlotte Perriand crea nel 1965 la versione a parete di Lampe de Bureau. All'interno del diffusore il bianco preserva il colore naturale della luce, mentre all'esterno le finiture del vetro stampato traslucido appaiono pure e brillanti.

FR De la nécessité d'éclairer les visages reflétés dans le miroir d'un meuble conçu pour la célèbre verrerie française Boussois, Charlotte Perriand crée en 1965 la version murale de Lampe de Bureau. À l'intérieur du diffuseur, le blanc préserve la couleur naturelle de la lumière, tandis qu'à l'extérieur, les finitions du verre moulé translucide apparaissent pures et brillantes.

DE Aus dem Bedürfnis heraus, die Gesichter zu beleuchten, die sich im Spiegel eines für die berühmte französische Glashütte Boussois entworfenen Kabinetts spiegeln, schuf Charlotte Perriand 1965 die Wandversion von Lampe de Bureau. Im Inneren bewahrt der weiße Diffusor die natürliche Farbe des Lichts, während die transluzenten, geformten Glasoberflächen nach außen hin als rein und brillant erscheinen.

Lampe de Bureau glass finishes

Green *Yellow* *Red* *Blue mare* *Blue grey* *White*



Table

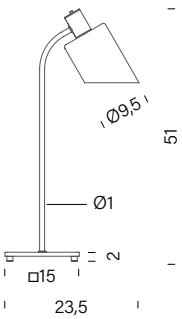

Technical information	E14 20W Diffused/direct emission Switch on board 230V	IP20 Cable length 1,5m Internal glass color white
Versions	Green LDB EDV 11 Yellow LDB EDG 11 Red LDB EDR 11	Blue mare LDB EDB 11 Blue grey LDB EDC 11 White LDB EDW 11

Reading

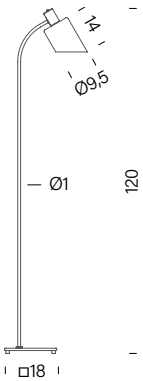

Technical information	E14 20W Diffused/direct emission Switch on board 230V	IP20 Cable length 2,7m Internal glass color white
Versions	Green LDB EDV 21 Yellow LDB EDG 21 Red LDB EDR 21	Blue mare LDB EDB 21 Blue grey LDB EDC 21 White LDB EDW 21

Wall

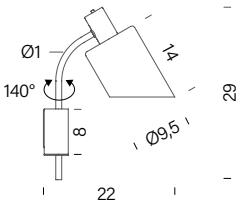

Technical information	E14 20W Diffused/direct emission Switch on board 230V	IP20 Cable length 1m Installation with or without plug Dimmable according to bulb only with direct wall electrical installation Internal glass color white 140° orientable
Versions	Green LDB EDV 31 Yellow LDB EDG 31 Red LDB EDR 31	Blue mare LDB EDB 31 Blue grey LDB EDC 31 White LDB EDW 31



"The most important thing for me is conceptual simplicity, which is usually translated into constructive clarity. A conceptually simple object could be made just using the telephone"

Vico Magistretti

Claritas

Vico Magistretti





In 1946, Vico Magistretti conceived Claritas, his first lighting design, which conceptually aimed for clarity and brightness. In a context of reconstruction and reconversion of the war industry, for the first time Magistretti used bent metal tubes and a curved aluminium sheet as a reflector, which could be oriented and regulated, ensuring the desired lighting effect.

IT Nel 1946, Vico Magistretti crea Claritas, il suo primo progetto di illuminazione. Nel contesto della ricostruzione e della riconversione dell'industria bellica, per la prima volta Magistretti utilizza tubi metallici piegati e un foglio di alluminio curvo come riflettore. Magistretti raccoglie dalle macerie delle officine Breda di Milano subito dopo i bombardamenti degli elementi che costituiscono il primo prototipo della lampada.

FR En 1946, Vico Magistretti crée Claritas, sa première projet d'éclairage, qui visait conceptuellement la clarté et la luminosité. Dans le cadre de la reconstruction et de la reconversion de l'industrie de guerre, Magistretti utilise pour la première fois des tubes métalliques cintrés et une feuille d'aluminium cintrée comme réflecteur. Magistretti a récupéré les éléments dans les décombres des ateliers Breda à Milan, immédiatement après les bombardements, pour former le premier prototype de la lampe.

DE 1946 schuf Vico Magistretti mit Claritas seinen ersten Beleuchtungsentwurf, der konzeptionell auf Klarheit und Helligkeit abzielte. Im Rahmen des Wiederaufbaus und der Umstellung der Kriegsindustrie verwendete Magistretti erstmals gebogene Metallrohre und ein gebogenes Aluminiumblech als Reflektor. Unmittelbar nach der Bombardierung sammelte Magistretti die Elemente aus den Trümmern der Breda-Werkstätten in Mailand und formte daraus den ersten Prototyp der Leuchte.

Floor

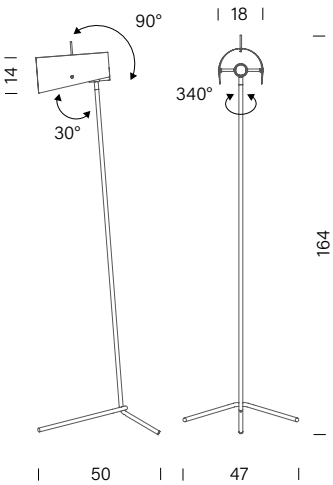

Technical information

E27 LED/HALO
150W
Diffused/direct emission
Dimmable on cable, according to bulb
230V

IP20
cable length 3,3m
Orientable

Versions

Black CLA ENN 21



"Simplicity is the most complicated thing in the world"

Vico Magistretti

Kuta

Vico Magistretti





Realised in 1979, Kuta expresses Magistretti's constant quest to combine simplicity and geometric rigour with an evocative lighting effect of lights and shadows.

IT Realizzata nel 1979, Kuta esprime la costante ricerca di Magistretti di coniugare la semplicità e il rigore geometrico con un suggestivo effetto luminoso di luci e ombre.

FR Créée en 1979, Kuta exprime la recherche constante de Magistretti pour combiner simplicité et rigueur géométrique avec un effet lumineux suggestif de lumière et d'ombre.

DE Die 1979 realisierte Kuta ist Ausdruck von Magistrettis ständigem Bestreben, Einfachheit und geometrische Strenge mit einem suggestiven, weichen Beleuchtungseffekt aus Licht und Schatten zu verbinden.

Table

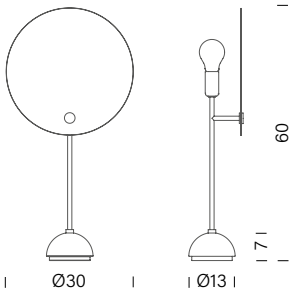

Technical information		
	E27 100W Indirect emission Switch on cable 230V	IP20 Cable length 1,5 m Bulb not included
Versions	Chrome, white marble, white/black diffuser KUT EWN 11	

Wall

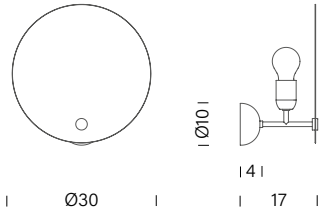

Technical information		
	E27 100W Indirect emission Dimmable according to bulb 230V	IP20 Bulb not included
Versions	Chrome, white/black diffuser KUT EWN 31	



Saori

Kazuhide Takahama



Designed by Kazuhide Takahama in 1973, Saori is a wall and ceiling lamp that represents one of the earliest examples of lighting as an architectural element. A white painted metal structure supports a fabric diffuser.

IT Ideata da Kazuhide Takahama nel 1973, Saori è una lampada da parete e soffitto che rappresenta uno dei primi esempi di illuminazione intesa come elemento architetturale. Il diffusore in tessuto ricopre la struttura metallica bianca.

FR Conçue par Kazuhide Takahama en 1973, Saori est une applique et plafonnierqui représente l'un des premiers exemples d'éclairage en tant qu'élément architectural. Le diffuseur en tissu recouvre la structure métallique peinte en blanc.

DE Die 1973 von Kazuhide Takahama entworfene Wand- und Deckenleuchte Saori ist eines der frühesten Beispiele für Beleuchtung als architektonisches Element. Der Stoffdiffusor bedeckt die weiß gestrichene Metallstruktur.

Ceiling/wall Q1

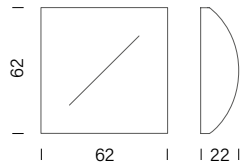

Technical information	E27 75W Diffused emission Dimmable according to bulb 230V	IP20 Diffuser in Lycra fabric
Versions	White SAO EWW 41	

Ceiling/wall Q2

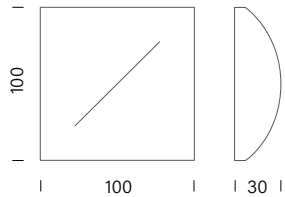

Technical information	E27 2 × 75W Diffused emission Dimmable according to bulb 230V	IP20 Diffuser in Lycra fabric
Versions	White SAO EWW 42	

Designers

Andrea Branzi
Arihiro Miyake
Bernhard Osann
Carlo Colombo
Charles Kalpakian
Charlotte Perriand
Euga Design
Federico Palazzari
Foster + Partners
Franco Albini, Franca Helg, Antonio Piva, Marco Albini
Guillaume Bloget
Ilaria Marelli
Javier Mariscal
Jean Nouvel
Jehs+Laub
Kazuhide Takahama
Le Corbusier
Mario Barbaglia
Mario Bellini
Piero Castiglioni, Roberto Menghi
Roberto Paoli
Rudy Ricciotti
Studio Charlie
Valerio Sommella
Vico Magistretti



Andrea Branzi
Newton p. 134

Part of an avant-garde group between the 1960s and 1970s, architect Andrea Branzi combines design work with theoretical and didactic activities. In his studio he works on architecture, urban planning and interior design, as well as collaborating with numerous magazines, writing books, curating exhibitions and teaching at prestigious universities. One of the founders of the Domus Academy in 1983, Branzi won the Compasso d'Oro for his career.



Arihiro Miyake
Drop p. 48
Titia p.84
Kepler p. 120
In The Wind p. 126

Born in 1975 in Japan, Arihiro Miyake graduated from Kobe University of Design in 1999 and received a master's degree in furniture and spatial design at Aalto University in Finland in 2002. After working for design studios in Helsinki and Milan, he founded his own design 'Studio Arihiro Miyake' in Helsinki, pursuing an immortal aesthetic based on technical and innovative challenges.



Bernhard Osann
Fox p. 56
Neo p. 66
Swan p. 78
Untitled p. 88
Bird p. 116

Bernhard Osann, born in Augsburg, runs his design studio in Hamburg since 2014. He studied at the University of Fine Arts in Hamburg. He experiments with physical laws and geometrical shapes to find new unconventional solutions to simplify objects. The results are minimalistic dynamic constructions that move, interact with space and invite you to connect.



Carlo Colombo
Sirius p. 268

Promoter of made in Italy and sustainability, Carlo Colombo is a versatile architect, also involved in product design, graphics and interior design. After graduating from Politecnico Milano following Achille Castiglioni's courses, Colombo learned the value of materials and proportions from his family's carpentry workshop and found in the domestic reality a breeding ground for experimentation. Synthesis between form and function is a common feature of his designs.



Charles Kalpakian was born in Beirut in 1982. In 2011, after collaborating with Christophe Pillet, he opened his own studio. Geometric lines are the signature of his innovative approach, fusing his oriental roots, his knowledge of design and the decorative arts as well as his passion for the urban contemporary culture.

Charles Kalpakian
Tubes p. 164
Wall Shadows p. 178



Charlotte Perriand was an architect, designer, as well as an enthusiastic hiker and skier, a visionary, an independent woman and a global traveller. From the early decades of the 20th century, she revisited the concept of design and its aesthetic values, giving life to contemporary design through timeless, iconic and authentic objects that bear witness to modern times.

Charlotte Perriand
Applique Cylindrique p. 374
Potence Pivotante p. 378
Pivotante à Poser p. 384
Applique à Volet Pivotant p. 390
Lampe de Bureau p. 398



Euga is a design duo composed of Eugenio Gargioni, industrial designer, and Paola Traversa, architect, who first met in Florence at Claudio Nardi Architects. In 2007 they founded Euga Design in Milan, a studio that received several awards including the Reddot Award 2010. Euga pursues the harmony of simplicity and balance with a global approach and a keen eye for detail when working on a product or space.

Euga Design
Panama p. 184



Foster + Partners is a global studio for sustainable architecture, urbanism, engineering and design, founded by Norman Foster in 1967. With offices across the world, the practice works as a single entity that is both ethnically and culturally diverse, with people central to all their endeavours.

Foster + Partners
Ilium p. 214



Franco Albini
Albini Collection
AM/AS p. 362

Graduated in Architecture at Politecnico Milano, Franco Albini is known for his rationalist projects in urban planning, buildings and museums: in 1931 his first studio opened dealing with social housing and then devoted himself to experimental design studies, debuting at the V Triennale in 1933. In the post-war period, he broadened his professional interests thanks to the opportunities offered by reconstruction and developed new design sensibilities thanks to his partnership with Franca Helg in 1951. In the 1960s they designed the Milan underground, which earned him the Compasso d'Oro 1964.



Guillaume Bloget
Type p. 196

Guillaume Bloget is an independent designer based in Paris. After graduating at ENSCI-Les Ateliers with honours in 2016, he first worked for designers and architects on furniture, object and interior design projects before founding his own industrial design studio in 2018.



Ilaria Marelli
Ara p. 190

Italian architect and designer, Ilaria Marelli founded her studio in 2004, which she defines as a true laboratory of ideas, through which she works on art direction, product design, interior and set design. Marelli teaches “Innovation design” at Politecnico di Milano, and promotes ideas on social innovation, such as the first Italian co-housing project.



Javier Mariscal
Mr. Light p. 210

Valencian by birth, Barcelonean by adoption, Javier Mariscal is an exuberant artist, graphic designer, illustrator, furniture designer, filmmaker, painter, sculptor and ceramicist. In 1979, he first considered himself an outstanding designer with the concept of the Bar cel ona logo. Mariscal won the 'National Design Award' in 1999 and became an honorary member of the Royal Design Industry in 2006.



Known for his strong and provocative views on contemporary architecture in the urban context, the Frenchman Jean Nouvel became a founding member of the 'Mars 1976' Movement, whose aim was to oppose the corporatism of architects, and later started the French Union of Architecture. His ability to bring originality to all the projects he undertakes shapes his international image.

Jean Nouvel
On Lines p. 60



A harmonious team of versatile and creative designers: Markus Jehs and Jürgen Laub. After their academic studies in industrial design in Germany, they worked on joint projects in New York in 1990. Strengthened by the experience of other cultures, they returned to Stuttgart, where they founded their creative design and innovation workshop. Influenced by the Bauhaus tradition, their design language is extravagant, sculptural and unique.

Jehs+Laub
Crown p. 100



After graduating in architecture in Tokyo, Kazuhide Takahama arrived in Italy in 1957 for the Milan Triennale. He stayed there for a long time, meeting Dino Gavina with whom he would collaborate for a long time and coming into contact with the most active Italian designers. In this lively climate of cultural exchange he began to develop his own stylistic vocabulary. For lighting, he was inspired by traditional oriental lamps, replacing rice paper with fabric to achieve a unique light diffusion.

Kazuhide Takahama
Saori p. 414



Le Corbusier was a painter, urban planner, sculptor and writer, but above all is considered one of the main precursors of Modern Architecture. Famous for using reinforced concrete and steel together. His works feature distinctive geometric shapes that adhere to a precise philosophy and manifesto to which Le Corbusier was faithful throughout his oeuvre.

Le Corbusier
Escargot p. 304
La Roche p. 308
Lampe Cabanon p. 314
Borne Béton p. 318
Parliament p. 324
Projecteur p. 332
Lampe de Marseille p. 342
Applique de Marseille p. 348
Applique Radieuse p. 354
Le Cadre Parfait p. 358



Mario Barbaglia
Logo p. 200
Norma p. 272
Anita p. 276

In the architecture studio in Milan, Mario Barbaglia and Marco Colombo started a project mainly related to interior design. Their designs include the DOVE lamp, which became the second best-selling table lamp in the world. It was exhibited at the MOMA in New York and entered the collections of the Musée des Arts Décoratifs in Paris and the Cooper Hewitt in New York.



Mario bellini
Nuvola p. 70

Awarded eight times with the Compasso d'Oro, Mario Bellini is an internationally renowned architect and designer who has twice been dedicated a solo exhibition: in 1987 at Moma in New York, which presented 25 of his works within its permanent collection, and in 2017 at the Milan Triennale, after conferring him the Gold Medal for Lifetime Achievement in Architecture. Over the years, he has been editor of Domus magazine and has designed many exhibitions of art, design and architecture, both in Italy and abroad.



Piero Castiglioni
Roberto Menghi
Canna Nuda p. 204

Beneath the guidance of Roberto Menghi, architect, designer and master in mixing contemporaneity with primitivism, Piero Castiglioni designed Canna Nuda. Castiglioni likes to call himself an electrician, before being an architect. He started his business in the 1970s when the introduction of the first halogen lamps on the European market aroused curiosity and interest.



Roberto Paoli
Tru p. 138
Flaca p. 174
Zena p. 218

After his degree in architecture in 1994, Roberto Paoli devoted himself to small-scale design, specialising in glass bending and plastic injection moulding techniques creating his own design idea in which functionality and technology merge with the shape of objects. Winner of three Chicago Good Design Awards, Paoli also focuses on product design and exhibition curating.



Rudy Ricciotti
Mais plus... p. 158

Winner of the Grand prix National d'Architecture in 2006 and the Médaille d'or de l'Académie d'architecture, Rudy Ricciotti represents the generation of architects who combine design power with a genuine architectural culture. Born in Algeria, Rudy Ricciotti is an architect and engineer whose background spans France and Switzerland. As a pioneer and ambassador of concrete, he enhances its innovative applications in iconic projects.



Studiocharlie
Spigolo p. 248

Founded in 2002, Studiocharlie focuses on designing objects that surprise by their essentiality, and reveal thought beyond simplicity. Besides collaborating with numerous brands, they are involved in editorial and cultural projects on design. In 2018, they won the Compasso d'Oro ADI award.



Valerio Sommella
Portofino p. 222

Born in Milan, where he graduated in Design at Politecnico Milano, Valerio Sommella started his career working for major design studios between Milan and Amsterdam before founding his own studio in 2009. He considers each project as an opturnity to express his idea of design, by exploring the language of objects through formal, material and technological research.



Vico Magistretti
Claritas p. 406
Kuta p. 410

Ranked among the leading exponents of the 'third generation' of Masters, Vico Magistretti is a Milanese architect and designer. He graduated in architecture from Politecnico Milano in 1939 where he opened his own studio. In 1946, he founded the Movimento di Studi per l'Architettura and took part in setting up the Italian design industry. During his career he received four Compasso d'Oro awards.



Fox
Bernhard Osann
p. 56

Neo
Bernhard Osann
p. 66



Untitled
Bernhard Osann
p. 88



In The Wind
Arihiro Miyake
p. 126

Newton
Andrea Branzi
p. 134



Tru
Roberto Paoli
p. 138



Ellisse
Federico Palazzari
p. 144



Mais plus...
Rudy Ricciotti
p. 158

Ara
Ilaria Marelli
p. 190



Type
Guillaume Bloget
p. 196



Logo
Mario Barbaglia
p. 200



Spigolo
Studiocharlie
p. 248

Linescapes
Nemo
p. 260



Escargot
Le Corbusier
p. 304

Borne Bèton
Le Corbusier
p. 318



Parliament
Le Corbusier
p. 324



Projecteur
Le Corbusier
p. 332



AM2C/AM2Z
F. Albini, F. Helg,
A. Piva, M. Albini
p. 362



Lampe de Bureau
Charlotte Perriand
p. 398



Claritas
Vico Magistretti
p. 406



On Lines
Jean Nouvel
p. 60



Untitled
Bernhard Osann
p. 88

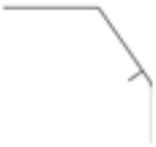

Bird
Bernhard Osann
p. 116



Mais plus...
Rudy Ricciotti
p. 158



Panama
Euga Design
p. 184



Mr. Light
Javier Mariscal
p. 210



Portofino
Valerio Sommella
p. 222



Maga
Nemo
p. 254



Lampe Cabanon
Le Corbusier
p. 314

Borne Bèton
Le Corbusier
p. 318



Le Cadre Parfait
Le Corbusier
p. 358



AM1N
F. Albini, F. Helg,
A. Piva, M. Albini
p. 362



AS1C
F. Albini, F. Helg,
A. Piva, M. Albini
p. 362



Pivotante à Poser
Charlotte Perriand
p. 384



Lampe de Bureau
Charlotte Perriand
p. 398



Kuta
Vico Magistrtti
p. 410



Drop
Arihiro Miyake
p. 48

Nuvola
Mario Bellini
p. 70



Titia
Arihiro Miyake
p. 84



Crown
Jehs+Laub
p. 100



Kepler
Arihiro Miyake
p. 120

In The Wind
Arihiro Miyake
p. 126

Tru
Roberto Paoli
p. 138



Ellisse
Federico Palazzari
p. 144



Tubes
Charles Kalpakian
p. 164



Type
Guillaume Bloget
p. 196

Canna Nuda
Paolo Castiglioni
p. 204

Ilium
Foster + Partners
p. 214

Linescapes system
Nemo
p. 226

Asteroide
Nemo
p. 240



Dabliu
Nemo
p. 244

Spigolo
Studiocharlie
p. 248

Maga
Nemo
p. 254

Linescapes
Nemo
p. 250

Sirius
Carlo Colombo
p. 268

Anita
Mario Barbaglia
p. 276



Projecteur
Le Corbusier
p. 332



AM4C/AM4Z
F. Albini, F. Helg,
A. Piva, M. Albini
p. 362



AS41C/AS41Z
F. Albini, F. Helg,
A. Piva, M. Albini
p. 362



AS43C
F. Albini, F. Helg,
A. Piva, M. Albini
p. 362

Wall/Ceiling

soffitto/muro plafond/mur Decke/Wand

Nuvola
Mario Bellini
p. 70



Canna Nuda
Piero Castiglioni,
Roberto Menghi
p. 204

Spigolo
Studiocharlie
p. 248



Maga
Nemo
p. 254



Projecteur
Le Corbusier
p. 332

Ceiling

soffitto plafond Decke

Tubes
Charles Kalpakian
p. 164



Canna nuda
Piero Castiglioni,
Roberto Menghi
p. 204



Asteroide
Nemo
p. 240



Fox
Bernhard Osann
p. 56

Neo
Bernhard Osann
p. 66

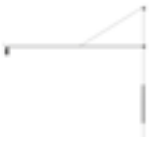

Swan
Bernhard Osann
p. 78



Untitled
Bernhard Osann
p. 88



Crown
Jehs+Laub
p. 100

Ellisse
Federico Palazzari
p. 144

Fix
Nemo
p. 154



Tubes
Charles Kalpakian
p. 164

Flaca
Roberto Paoli
p. 174

Wall Shadows
Charles Kalpakian
p. 178



Ara
Ilaria Marelli
p. 190



Logo
Mario Barbaglia
p. 200



Zena
Roberto Paoli
p. 218

Spigolo
Studiocharlie
p. 248

Linescapes
Nemo
p. 260



Norma
Mario Barbaglia
p. 272



La Roche
Le Corbusier
p. 308



Lampe de Marseille
Le Corbusier
p. 342



Applique de Marseille
Le Corbusier
p. 348



Applique Radieuse
Le Corbusier
p. 354



AS3C
F. Albini, F. Helg,
A. Piva, M. Albini
p. 362



Applique Cylindrique
Charlotte Perriand
p. 374



Potence Pivotante
Charlotte Perriand
p. 378



Applique à volet pivotant
Charlotte Perriand
p. 390



Lampe de Bureau
Charlotte Perriand
p. 398



Kuta
Vico Magistretti
p. 410

Saori
Kazuhide Takahama
p. 414

- AM4C chrome/white - Arch. Andrea Rubini, ph. Carola Merello
- Applique de Marseille mini witewash at Le Corbusier's apartment-studio, Paris - ph. Morgane LeGalle
- Applique de Marseille mini black at Le Corbusier's apartment-studio, Paris - ph. Morgane LeGalle
- Asteroide pendant in the installation for the ARCHIVIOUNIFOR collection. UniFor Milan showroom, Corso Matteotti - September 2021. Exhibition design: Ron Gilad, ph. Alessandro Saletta - DSL-Studio. Courtesy of UniFor
- Borne Béton Grande at Maison La Roche, Paris - ph. Morgane LeGalle
- Borne Béton Petite at Maison La Roche, Paris - ph. Morgane LeGalle
- «Canna Nuda ceiling satin nickel at Grand Théâtre de Provence, Aix en Provence, Gregotti associates»
- Crown plana mega gold painted at Lancaster Hotel, London - Arch. Studio Proof, ph. Adrian Jenkins
- Crown major gold painted - Arch. Schema 4 architects, ph. Heinz Troll
- Crown royal gold painted - Project JP Interjero Namai, ph. Vaidotas Darulis
- Crown wall 4 gold painted - Project JP Interjero Namai, ph. Vaidotas Darulis
- Crown major gold plated - Courtesy MisuraEmme Spa, ph: Poli Mascheroni Michele
- Crown major gold painted at Lancaster Hotel, London - Arch. Studio Proof, ph. Adrian Jenkins
- Crown plana mega gold painted at Lancaster Hotel, London - Arch. Studio Proof, ph. Adrian Jenkins
- Crown summa gold painted at Lancaster Hotel, London - Arch. Studio Proof, ph. Adrian Jenkins
- Nemo's special editions for the "Maison au Bord de l'Eau"- Miami, 2013 © ph. S. Muratet - Louis Vuitton - ACHP
- Nemo's special editions for the "Maison au Bord de l'Eau"- Miami, 2013 © ph. S. Muratet - Louis Vuitton - ACHP
- Ellisse pendant mega black - ph. Massimo Nadalini
- Escargot at Maison La Roche, Paris - ph. Morgane LeGalle
- La Roche grey at Maison La Roche, Paris - ph. Morgane LeGalle
- La Roche grey at Maison La Roche, Paris - ph. Morgane LeGalle
- Lampe de Marseille mini black at Le Corbusier's apartment-studio, Paris - ph. Morgane LeGalle
- Lampe de Marseille wall grey - Project: Arnouva, ph: Simone Furiosi
- Lampe de Marseille black at Le Corbusier's apartment-studio, Paris - ph. Morgane LeGalle
- Linescapes pendant horizontal white at Nelly Rodi - Arch. Studio NOCC, ph. Yannic Labrousse
- Maga ceiling - Arch. and ph. Francesca Mandelli D'Agostini
- Nuvola pendant minor - Arch. Nog Atelier, ph. Morena Valente
- Nuvola at Palazzo Reale, Milan. Exhibiton: "Giotto, l'Italia. Da Assisi a Milano"- ph. Raffaele Cipolletta
- Parliament black/yellow at Maison La Roche, Paris - ph. Morgane LeGalle
- Parliament green/yellow at Le Corbusier's apartment-studio, Paris - ph. Morgane LeGalle
- Parliament grey/whitewash - Courtesy of Lema

- Potence Pivotante at Design Museum, London - ph. Felix Speller
- Nemo's special editions for the "Maison au Bord de l'Eau"- Miami, 2013 © Ph. S. Muratet - Louis Vuitton - ACHP.
- Potence Pivotante at Into The Wood - Arch. Gosplan, ph. Anna Positano
- Potence Pivotante mini black - Image and design by Inbani
- Projecteur 356 wall/ceilingat Maison La Roche, Paris - ph. Morgane LeGalle
- Projecteur 165 pincer clIPwhitewash at Le Corbusier's apartment-studio, Paris - ph. Morgane LeGalle
- Projecteur 165 pendant at villa, Paris - Ph. Morgane LeGalle
- Projecteur 165 wall night blue at Le Corbusier's apartment-studio, Paris - ph. Morgane LeGalle
- Projecteur 365 pendant whitesand at Maison La Roche, Paris - ph. Morgane LeGalle
- Applique Radieuse green at Maison La Roche, Paris - ph. Morgane LeGalle
- Applique Radieuse blue at Le Corbusier's apartment-studio, Paris - ph. Morgane LeGalle
- Applique à volet pivotant natural anodized - Project and ph. Heju Studio
- Potence Pivotante black - Project and ph. Heju Studio
- AS41Z chrome at Massimiliano Locatelli's home - Arch. Locatelli Partners, ph. DePasquale+Maffini, style: Greta Cevenini

PHOTOGRAPHERS

Andrea Basile, Cube Photo Production, Milkit, Alberto Strada,
Max Zambelli, Enrico Muraro

HYSTORICAL MATERIAL

Fondation Le Corbusier
Archives Charlotte Perriand
Fondazione studio museo Vico Magistretti
Fondazione Franco Albini
Kazuhide Takahama Archives
Gabriele Basilico archives

SPECIAL THANKS

Agape, Alias, B&B Italia, Cappellini, Cassina, Danese,
Emanuele Scanziani, Lema, Minotti, Molteni&C,
Poliform, Rimadesio, Riva1920

PRINT

ABC Tipografia



LAMP CONCEPT

LIGHTING

Avenue du Grand-Champsec 12
CH-1950 Sion

+41 27 565 59 00
Info@lamp-concept.ch
www.lamp-concept.ch