Artemide®

ARCHITECTURAL

LAMP CONCEPT

LIGHTING



THE HUMAN AND RESPONSIBLE LIGHT

Indoor

Outdoor

40 A.24
128 A.39
708 ALE.01
192 Alphabet of light
720 Dreispitz
744 Eggboard
518 Everything
770 Flexia
266 Funivia
216 Gople system
540 Helgoland
568 Hoy spot
300 Hoy system
844 INTEGRALIS collection
328 Katà Métron
782 La Linea
594 Luceri
810 Mouette
816 Nur 1618 Acoustic
608 Parabola
352 Series Y
614 Sharp
840 Silent Field 2.0
372 Somnium
404 Sylt
822 Tagora
444 Turn Around
638 Vector

896 Alphabet of light outdoor
1082 Antarktikòs
1088 Calumet
996 Cefiso
1002 Chilone
1010 Ciclope
1092 Coherence
900 Cuneo
906 Dreispitz outdoor
1096 Effetto
1002 Ego downlight
1020 Ego walk/drive over
1136 Ego spot
910 Funivia outdoor
930 Gople outdoor
936 Granito LED
1016 Knop
1140 LineaLed - drive over
1144 LineaLed - wallwasher
1148 Minispot
940 Molla
1022 Needoo
942 Niki
946 Nottola
1038 Nuda
950 "O"
1044 Oblique
1048 Piroscafo
960 Reeds
966 Se|eS
1052 Slicing
1150 Spike
1062 Tetragono
972 Tolomeo outdoor
982 Tolomeo XXL
986 Unterlinden outdoor
1066 Walking

Indoor

systems 38

projectors
and downlight 516

general lighting 706

INTEGRALIS 846

Outdoor

general lighting 894

path lighting 994

technical
and scenographic lighting 1080

Technical

CEILING


40
A.24


782
La Linea


128
A.39


404
Sylt


184
A.39 Stand Alone


826
Tagora


192
Alphabet of Light


444
Turn Around


720
Dreispitz


638
Vector Spot


744
Eggboard


540
Helgoland


300
Hoy


568
Hoy Spot

CEILING RECESSED - SEMI RECESSED


40
A.24


826
Tagora


128
A.39


444
Turn Around


518
Everything


638
Vector Spot


568
Hoy Spot


638
Vector Channel


540
Helgoland


782
La Linea


594
Luceri LED


608
Parabola


614
Sharp

3-PHASE TRACK


300
Hoy


300
Hoy Refractive


638
Vector

TYPOLOGICAL INDEX

SUSPENSION

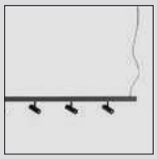

40
A.24



300
Hoy



128
A.39



328
Katà Métron



708
ALE.01



782
La Linea



192
Alphabet of Light



810
Mouette



720
Dreispitz



816
Nur Acoustic



744
Eggboard



352
Series Y



770
Flexia



822
Silent Field 2.0



266
Funivia



826
Tagora



216
Gople System



444
Turn Around

WALL



40
A.24



40
A.24 Wall



192
Alphabet of Light



720
Dreispitz



744
Eggboard Wall



770
Flexia



266
Funivia



404
Sylt Wall



638
Vector Wall

FLOOR



720
Dreispitz Floor



444
Turn Around Floor

OUTDOOR

SUSPENSION



896
Alphabet of Light



972
Tolomeo Paralume



906
Dreispitz



986
Unterlinden



910
Funivia



930
Gople



946
Nottola



950
"O"



966
Se|eS



1052
Slicing



972
Tolomeo Lampione

WALL - CEILING



1082
Antarktikòs



1148
Minispot



1066
Walking



1088
Calumet



940
Molla



996
Cefiso



942
Niki



1002
Chilone



950
"O"



1010
Ciclope



1044
Oblique



900
Cuneo



1052
Slicing



1096
Effetto



1062
Tetragono



1136
Ego Spot



986
Unterlinden



1016
Knop

WALL RECESSED



1010
Ciclope



1038
Nuda

LINEAR PROFILE



1144
LineaLed Wallwasher



1150
Spike

TYPOLOGICAL INDEX

CEILING RECESSED



1002
Ego downlight



1002
Ego Vetro downlight

GROUND RECESSED



1120
Ego drive/walk over



1120
Ego Vetro walk over



1140
LineaLed drive over

FLOOR - BOLLARD



1082
Antarktikòs



1148
Minispot



1062
Tetragono



996
Cefiso



1022
Needoo



972
Tolomeo Lampione



1002
Chilone



1038
Nuda



972
Tolomeo Paralume



1010
Ciclope



950
"O"



982
Tolomeo XXL



900
Cuneo



1044
Oblique



986
Unterlinden



1136
Ego Spot



1048
Piroscafo



1066
Walking



930
Gople



960
Reeds



936
Granito



966
Se|eS



1016
Knop



1052
Slicing

POLE



996
Cefiso pole



1002
Chilone pole



1016
Knop



1022
Needoo



1066
Walking

The Human and Responsible Light

The relationship between humans, light and environment has always been central to Artemide's vision. Over the years, this principle has aimed not only at the well-being of the individual and the perception of spaces, but also it has confronted the environmental sustainability and it has focused on understanding the attention to nature and to all living beings.

Light is the source of life. It feeds man, space, and the whole Planet.
It marks the rhythms of our lives. It is an element that can sustain and improve environmental, perceptive and social quality.

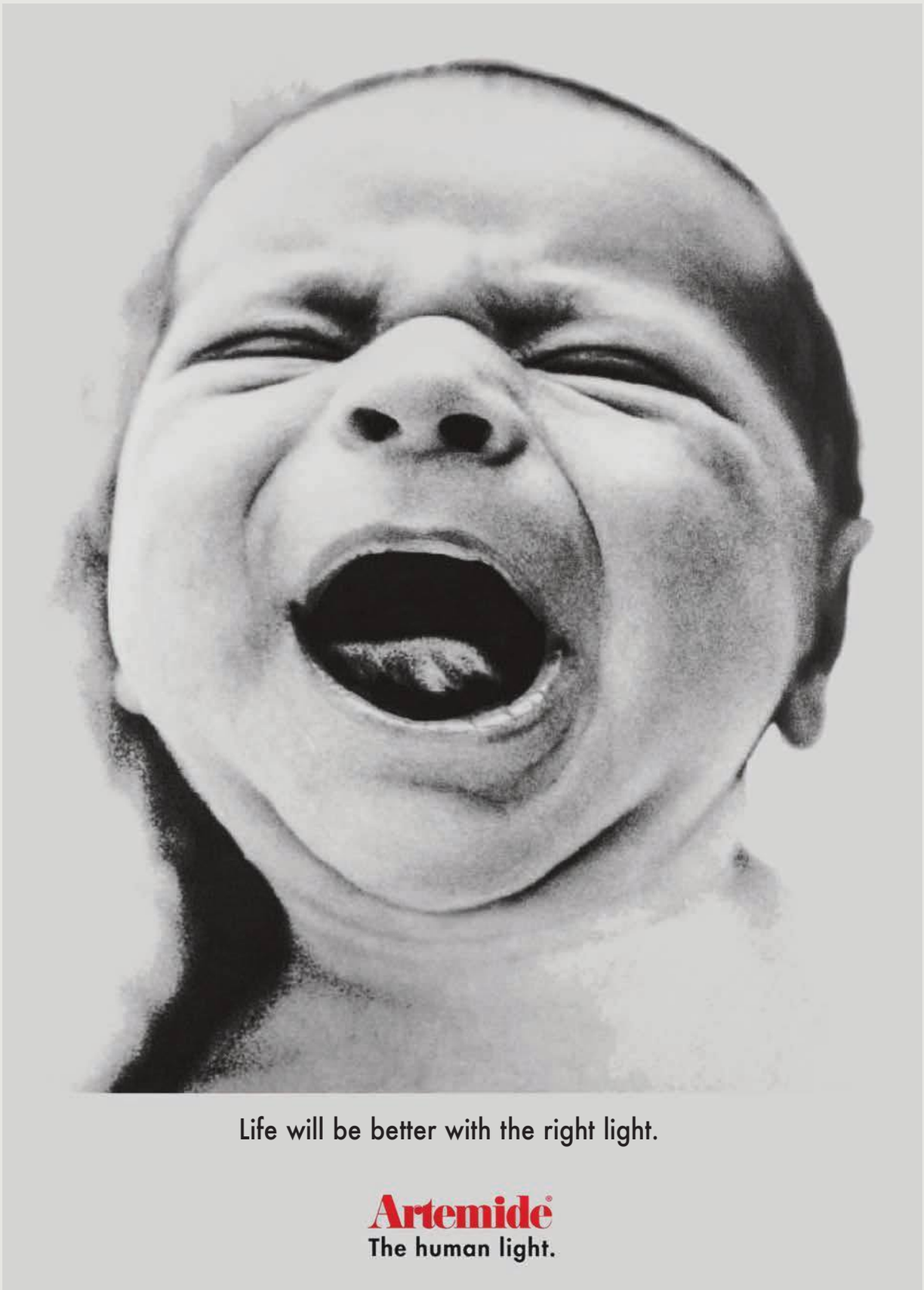

ADV Campaign, 1998

Artemide Dialogues

Artemide Dialogues outline the perspective of light to design the future in the present. For more than 60 years Artemide has been dedicated to the design of light.

Carrying on the heritage of Ernesto Gismondi, Artemide merges creativity and measure, knowledge and know-how collaborating with the main italian and international architects and designers. Artemide has always been listening to the world.

Artemide designs and produces light through a synthesis of humanistic vision, scientific research and manufacturing that are all measured with environmental and social sustainability.

Artemide creates icons of design distributing value by restoring not only function but also emotion and beauty.


Heritage - Tradition - Project culture
Energy Téchne
Sustainability Perception
Parametrics **Architects**
Health **Measure**Technology
Competence **Human** Interaction
Interactivity **Environment**
Science Experience
Photonics **Knowledge** Material
Creativity **Manufacturing**
Values Humanism
Communication
Research - Innovation - Vision



Light is a circular energy that gives back multiple values



"Laudato Si' Garden, The Living Chapel", Rosolina, Italy. Project by Mario Cucinella Architects, Ph. Federico Villa

Enlightened Sustainability

Artemide, the company of "The Human & Responsible Light", declares its perspective to the future guided by values, innovative vision and research that are the basis of sustainable projects.

Artemide is certified **ISO 9001, ISO 14001** and **ISO 45001**. Since 2018 all company actions are measured through the **Sustainability Report**, following the **Global Reporting Initiative** guidelines.

In 2019 Artemide has joined the **United Nation Global Compact** and is committed to following 9 of the 17 **SDGs _ Sustainable Development Goals** – annually reporting the concrete results of their application.

Artemide has a circular approach for a better quality of our future. Long lasting innovative and beautiful products are witnesses of Artemide responsible design.

The attention to the environment has particularly focused on improving the efficiency of production processes, limiting waste and developing new technologies in order to reduce direct and indirect emissions and promote a corporate culture of respect for the environment.

Artemide is working on a wide **EPD (Environmental Product Declaration)** project to certify bestseller products and outline guidelines for an even more responsible design.

Artemide plants use only energy from certified renewable sources.

The choice to involve local suppliers limits transport distances and allows the creation of a solid network of shared competence. Our products generate sustainability in the lighted space with a positive energy balance.

Products with high efficiency reduce energy consumption in the use phase and light intelligences optimize installation time and add values thanks to a parametric interaction.

Artemide products are perfect solutions to realize **sustainable buildings** following the major international green buildings certifications like **Bream, Leed** and **WELL**.

La Linea 25 "Tree", BIG - Bjarke Ingels Group



LAMP CONCEPT

Knowledge and manufacturing

The Artemide collections are a unique blend of values and competences: the company's approach to human and responsible light is combined with design and material savoir faire to create a mix of next-generation technology and ancient wisdoms – a perfect expression of sustainable design.

Every Artemide product is completely developed in our Pregnana Milanese headquarter and made in Europe, to guarantee the best results of quality and conformity to international standards.

Certified laboratories support research and every stage of the product development, from the preliminary study until the final release.

The culture of the project, the true value of Italian design, is the unique coincidence of scientific, technical and humanistic heritage knowledge.

Innovation, born from an interdisciplinary culture, is nourished by research and scientific thought, that is the ability to see things differently than before.












Bespoke products



Private villa, Catania, Italy, Ph. Federico Villa



Larusmiani showroom, Milan

The world of project is our world. Project is our strong skill and we are always eager to work with new partners that can give us the opportunity to create special products. We can develop custom product solutions, both starting from existing versions and by designing and producing bespoke items. We have a dedicated custom department working together with the Research, Development and Innovation staff, to create new and different solutions and support them with services and intelligences.



Hotel Waldorf Astoria, Cancún



Stadtcasino, Basel



Museo del 900, Milan



MAD museum, Paris



Via Gesù, Milan



Passagenviertel, Hamburg

Patents of invention



Designing innovation means to offer a better alternative to what we already have, creating an interactive and responsive design that connects technology and science with humanistic contemporary culture.

Design means project, not simply shape or style.

Artemide opens up important research issues connected with photonics and new technologies to outline a future vision, a new way to interpret and experience light. The time for technological transfer - from research to implementation - is gradually shrinking.
All our patents of inventions are immediately applied to the catalogue's products.

Somnium, Carlotta de Bevilacqua



Innovation adds up
values to the present
in order to shape the future
we want to inhabit

Light has two identities

Light is quanta

Light is energy.
Light supports communication, information and interaction transmitting data. Light can interact with natural and ambiental phenomena according to measured parameters.

Photonics is the science of the new millennium and it's remodeling the world as we know it. New technologies are developing at a tremendous speed, revolutionizing the design limits of light.

Light is wavelenght

Light is wavelength.
It is an invisible physical phenomenon that makes the world visible. Good light can follow and sustain the rhythmic flow of the lives, behavior and emotions of individuals by introducing them to a broader dimension for a new perceptive experience.

Light feeds humans physiological and psychological wellbeing In its continuous relation between humanity and the environment, light is a material for the construction of space, delimiting territoriality and influencing our state of mind. Light transforms spaces in places and dynamic scenarios of relations.

Light activates a new environmental quality stimulating the natural process of plants growth and photosynthesis. Light can also sanitize spaces and bring people back together experiencing them thanks to INTEGRALIS® patented technology.



Broken Nature “La Nazione delle Piante”, Triennale di Milano, Ph. Federico Villa

INTEGRALIS®

Light makes the world visible and supports the perception of spaces, it interacts with life, with physical and psychological well-being, it liaises with the environment through intelligence, it can transmit data and information.

INTEGRALIS® is a light capable of acting against pathogenic micro-organisms by lighting the setting. Selected frequencies of visible light inhibit the development and growth of bacteria, fungi and moulds.

INTEGRALIS® is perfectly integrated in the products of the Artemide collections, it is an open and versatile platform that combines sanitising efficacy with light performance and the beauty of design.

INTEGRALIS® also integrates into the environments of everyday life by interpreting the rhythm and needs of humankind.

In conformity with regulations, INTEGRALIS® acts in full respect of personal safety and without damaging the finishing materials normally present in settings, thanks to the intelligence it incorporates.

Discovery Space INTEGRALIS, Ernesto Gismondi, Ph. Giovanni Gastel



We design interactivity to generate interactions



People are different, and so is their approach with light.
That’s why we offer different solutions to manage this relationship: from the physical analogic interaction to the digital one made of sensors and apps, ours is a very simple principle: everyone must be free to determine his/her approach with light.
We are constantly developing new generations of products that express a parametric human-centered vision, in order to achieve a dynamic and positive experience.

ARTEMIDE APP

GEO LI-FI



Artemide APP

Artemide designs products and services to allow a more advanced and flexible use thereof.
The Artemide App is a user-friendly and intuitive interface that can be used as a daily tool for private use and as well as a project variable for workplace and retail, public and urban spaces. Man is the centre of the project, the orchestra director of his light concerto.
All Artemide products can be Artemide App compatible.

- Managing up to 500 lighting fixtures, single or in groups
- Connecting with Bluetooth Low Energy
- Distance: bluetooth Android 25-30 m, Apple 15 m
- Cloud backup
- Secured personal access
- Multi-user: 1 administrator, more guests
- Multidevices control for the same network
- For tablet and smartphone
- Bluetooth interface for DALI products - 40 addresses
- 10 Static scenarios
- 15 Dynamic scenarios
- Scheduling
- News channel



Geo LI-FI

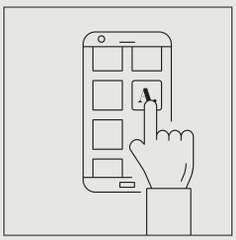

01 Download the Geo-LiFi App

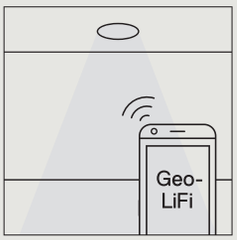

02 Follow the Geo-LiFi path and stay tuned under the light and other Geo-LiFi points



03 Receive the data through the light, learn more and enjoy the experience

Artemide is able not only to design the right light for every space but also to propose innovative applications of the Geo Li-Fi technology introducing specific multi-level solutions for any application fields, generating unexpected experiences for engagement, interaction and inspiration.

Geo Li-Fi technology is not a product-specific standard solution but an open platform for the creation of new services. It's capable to be integrated into multiple products and systems within Artemide collections to combine the perfect lighting solution with an innovative interpretation of interaction. The Geo LI-Fi App, especially designed by Artemide, processes and transforms the contents received through light into useful information, services, or interactions. It can also refer to external links, thus acting as a bridge towards more in-depth analyses that help us to interpret and understand spaces we live in. It is able to support a contextualized, real-time and tailored experience for the single user giving the possibility to select specific information, marketing and communication contents. They can be related for example to what we are lighting or directions to drive visitors through spaces.

Geo Li-Fi ensures much greater precision in tracking the position – within a few centimetres, rather than one metre. This allows very accurate and punctual localization of the position of the signal receiver. The Geo Li-Fi technology can be used to provide information, as well as to collect data: it allows to create heat maps that recognize people in space, track their positions, record motion times and generate useful information on space use. It therefore works as a service for space users and as a tool for space operators.



Configurators



Artemide provides advanced tools to support both end customers and, above all, lighting professionals in selecting the most suitable lighting solutions. To facilitate the intuitive and precise design of the most complex systems, Artemide offers innovative configurators available on its website. These tools simplify the composition process, allowing every detail to be defined with accuracy.

After setting the dimensions and layout of the installation space, the configurator allows users to design and build their own system through an interactive interface. With a simple drag & drop, various modules can be positioned and automatically connected. Within each specific product family, the configurator guides users in defining all technical aspects, taking into account mechanical constraints—such as layout and weight—and electronic specifications, including power supply and dimming systems, sizes, and installation methods.

Once the project is completed, the tool generates a range of professional resources for the execution phase: 2D/3D files, a detailed datasheet, and a complete list of product codes, making the ordering process easier and supporting the installation phase.

With Artemide configurators, lighting design becomes more accessible, faster, and more precise, providing valuable support at every stage of the process.



Funivia, Carlotta de Bevilacqua, Ph. Pierpaolo Ferrari

Configurators available
on **artemide.com/en/configurator**

A.24
Alphabet of light System
Funivia
Hoy System
Turn Around

LAMP CONCEPT



Indoor

Systems



A.24 40
A.39 128
Alphabet of light 192
Funivia 266
Gople System 216
Hoy 300
Katà Métron 328
Series Y 352
Somnium 372
Sylt 404
Turn Around 444

A.24



Carlotta de Bevilacqua
2017

ARTEMIDE
APP



PATENT OF INVENTION: OPTICS



Giuntini Headquarters, Peccioli (PI), Italy, Project by and studio architects, Ph. Piero Savorelli



A.24 system



90° ANGLE MAGNETIC
301 x 301 mm



90° ANGLE DIFFUSED
301 x 301 mm



90° ANGLE SHARPING
301 x 301 mm



CIRCULAR DIFFUSED

RADIUS 561 mm (60° - 90°)
RADIUS 750 mm (45° - 90°)

CIRCULAR SHARPING

RADIUS 561 mm (60° - 90°)
RADIUS 750 mm (45° - 90°)

CIRCULAR MAGNETIC

RADIUS 561 mm (60° - 90°)
RADIUS 750 mm (45° - 90°)

LINEAR MAGNETIC TRACK

1176 - 2352 mm



LINEAR DIFFUSED

1176 - 2352 mm



LINEAR SHARPING

1176 - 2352 mm



A.24 system



X JOINT MAGNETIC

603 x 603 mm



T JOINT MAGNETIC

603 X 315 mm

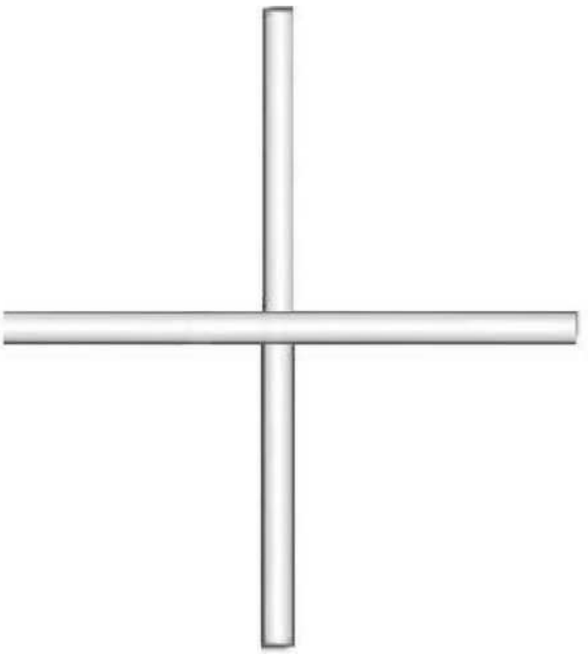

X JOINT DIFFUSED

603 x 603 mm

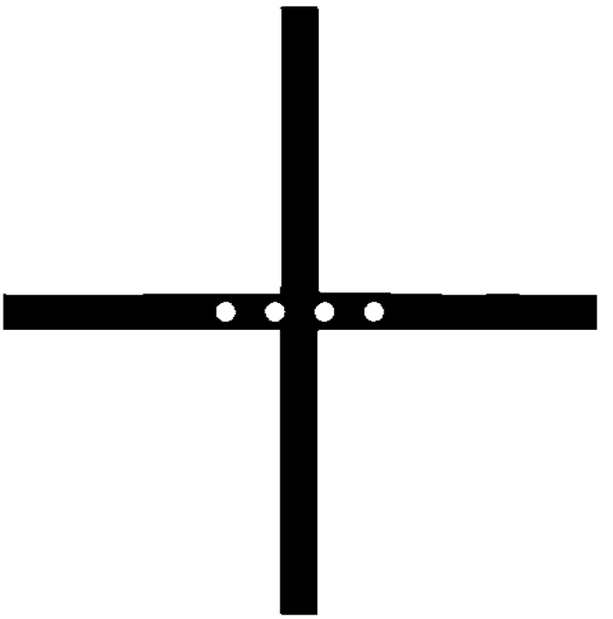

X JOINT SHARPING

603 x 603 mm

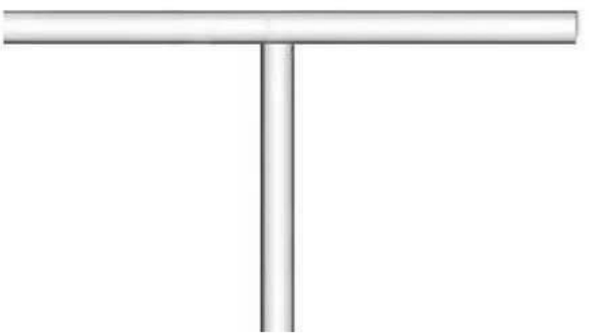

T JOINT DIFFUSED

603 X 315 mm

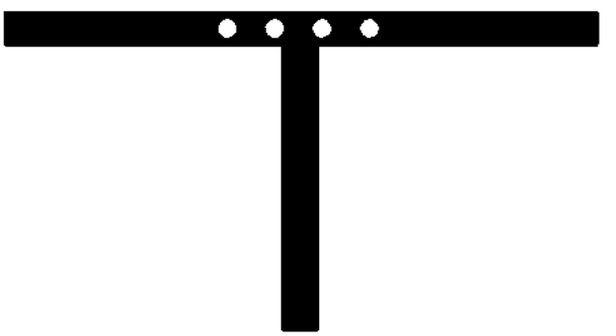

T JOINT SHARPING

603 X 315 mm





A.24 stand-alone typologies





CIRCULAR SHARPING

Ø 1122 mm
Ø 1500 mm

CIRCULAR DIFFUSED

Ø 1122 mm
Ø 1500 mm

A.24 / Vector colors

White

01



Black

04



Bronze

20



Brushed Copper

18



Brushed Silver

15



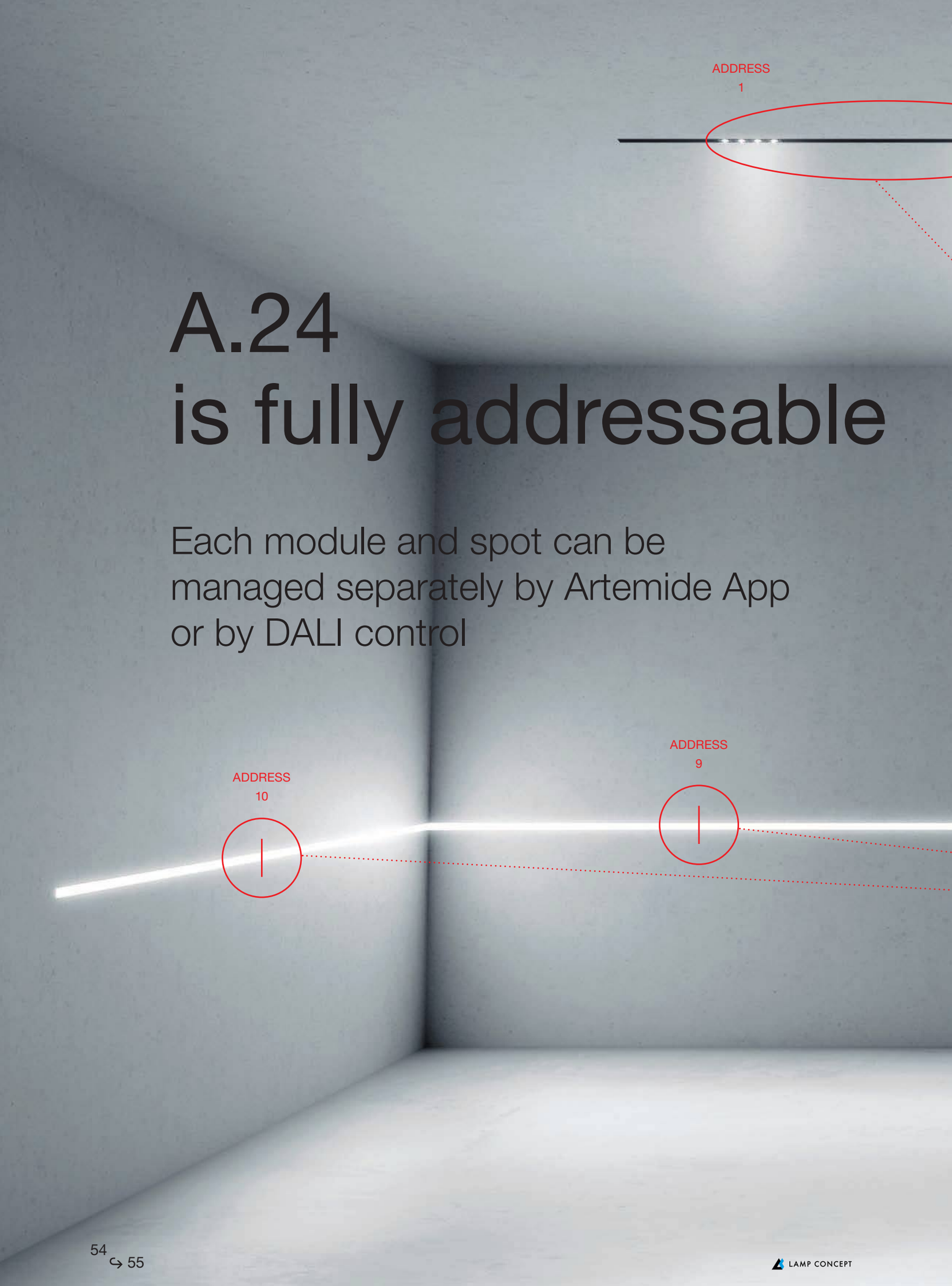

A.24
is fully addressable

Each module and spot can be managed separately by Artemide App or by DALI control



ARTEMIDE
APP

16W / 33W
MacAdam 2SDCM
CRI=90
CCT: 2700K / 3000K / 4000K



6,5W
*7W
MacAdam 3SDCM
CRI=90
CCT: 2700K / 3000K / 4000K



S 14°
329 lm

*F 21°
335 lm

*WF 28°
292 lm

9W
MacAdam 3SDCM
*MacAdam 2SDCM
CRI=90
CCT: 2700K / 3000K / 4000K



S 14°
541 lm

*F 21°
584 lm

WF 28°
529 lm





A.24 magnetic

19W
MacAdam 3SDCM
CRI=90
CCT: 2700K / 3000K / 4000K



S 15°
1771 lm

F 22°
1811 lm

WF 31°
1878 lm

16W
MacAdam 3SDCM
CRI=90
CCT: 2700K / 3000K / 4000K



S 22° ⟶ WF 31°
637 lm 1098 lm

Vector 55



Vector 55 zoom



A.24 magnetic is Artemide SELV

a unique feature developed for a real safe DALI interface.



D.art® is a technology developed by Artemide that overcomes the safety limits of the DALI signal in devices where the same signal is accessible to the touch.

The DALI signal is transformed to a “SELV” voltage ensuring the total safety of the appliance.

A.24 has been designed in compliance with international certifications.



RECESSED
TRIMLESS

CEILING



A.24
space fittings

SUSPENSION

SUSPENSION WITH
INDIRECT EMISSION



A.24
is balanced



NO TRACK'S ROTATION WHEN THE SPOTLIGHTS ARE TILTED IN THE SAME DIRECTION.
SUSPENSION CABLE WITHOUT STIFF STEMS.

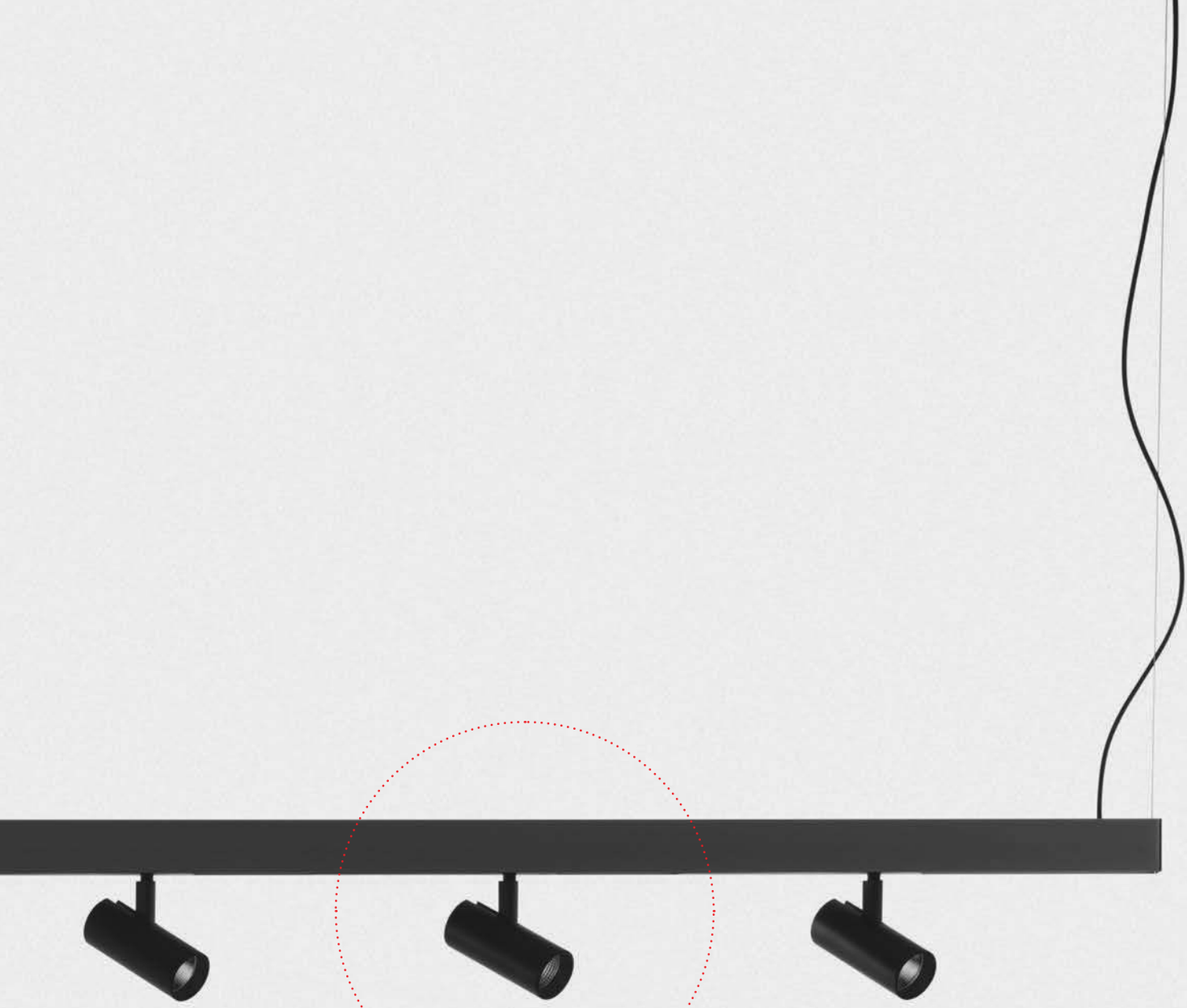



The junction arm is integrated with the spotlight body.

The center of balance is perfectly aligned with the track.

A.24 / Vector infinite possibilities



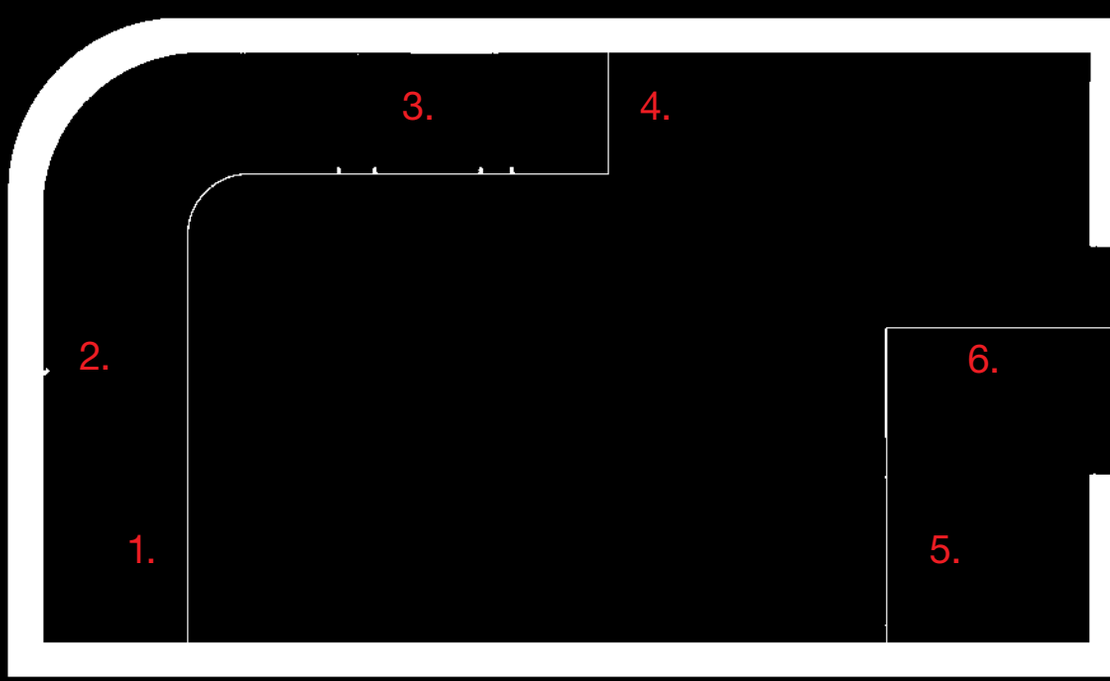

1. A.24 recessed diffused emission
2. Vector 40 magnetic
3. Vector 55 magnetic
4. A.24 ceiling - wall diffused emission
5. A.24 suspension sharping emission 24°
6. A.24 suspension diffused emission
7. A.24 suspension sharping emission 64°
8. Vector 55 zoom magnetic
9. Vector pendant securlock 40/55
10. A.24 suspension indirect diffused emission

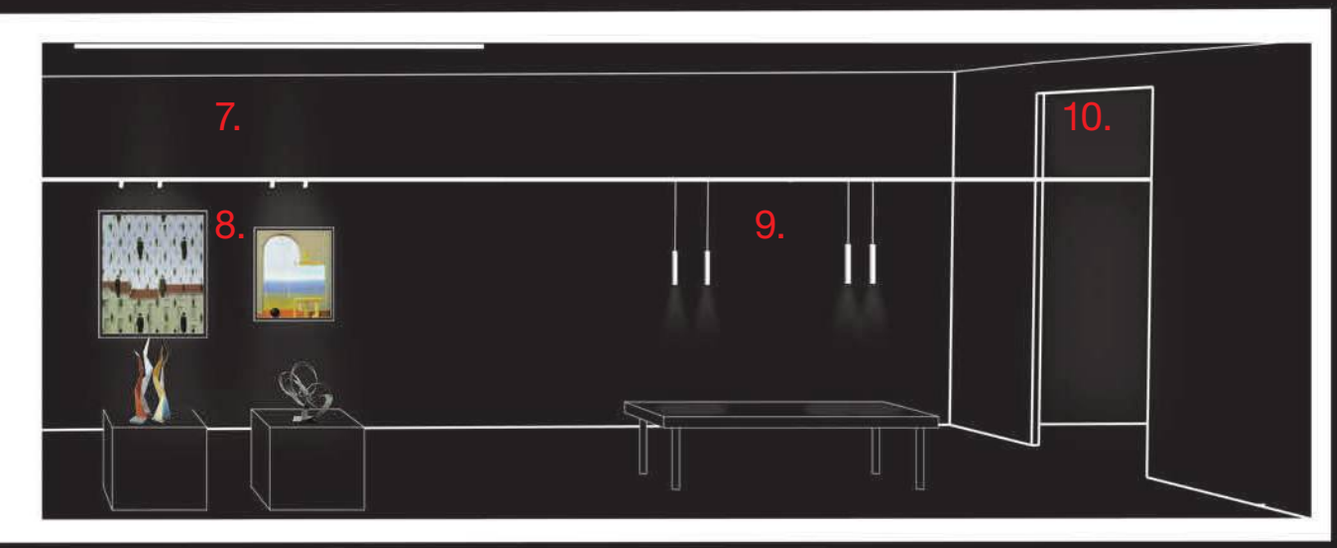

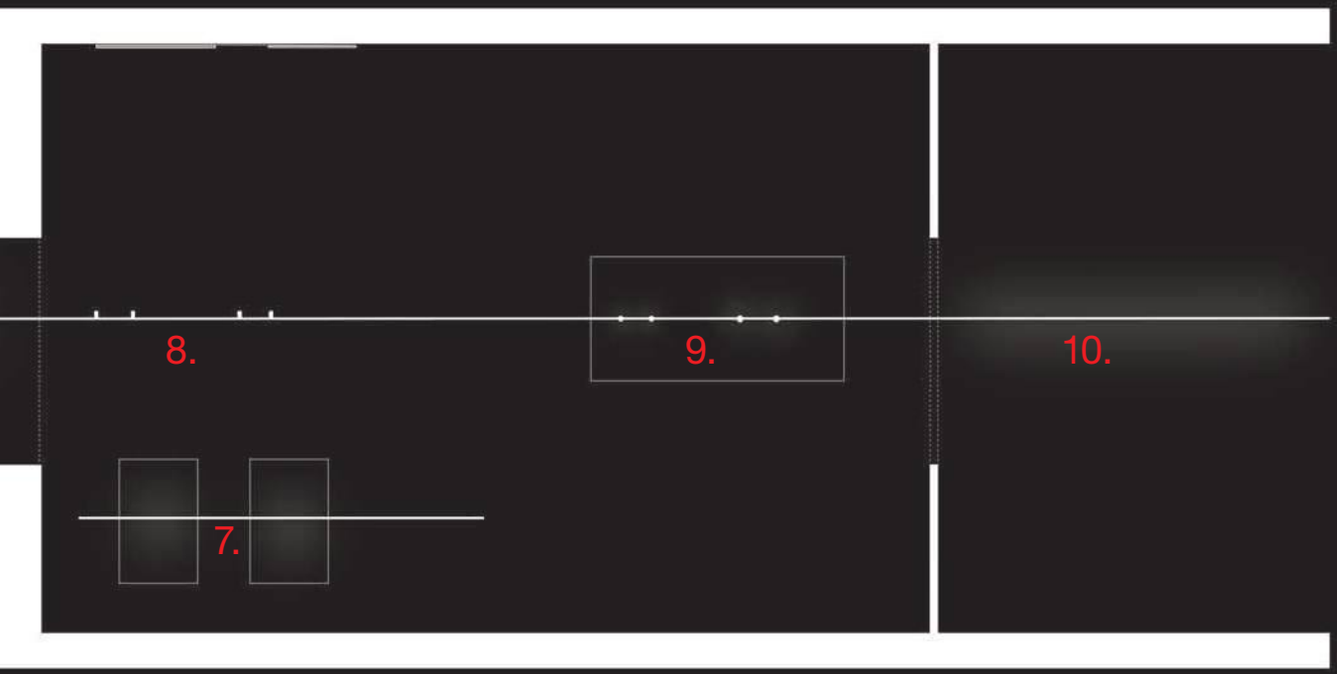

A.24
pre-configurated modules



Each module (magnetic track, diffused, sharping)
is pre-configurated and it is provided with:

01. the specific optical engine
(magnetic, diffused , sharping).

02. the mechanical and electrical connections
to combine for a continuous run.

03. each suspension module is equipped
with a suspension cable.

04. each ceiling module is equipped
with 1 ceiling bracket for 1176 mm lenght or
with 2 ceiling brackets for 2352 mm lenght.





A.24 is powered by 48 Vdc

It permits long runs in a small size 27x54 mm


DIFFUSED
SHARPING
USE INSULATING SPACERS WHEN FEEDED BY SEVERAL.
DIFFUSING 90° ANGLE ELEMENT FEEDS BOTH ARMS TOGETHER.
TRANSITION COMPONENT TO BE USED PASSING FROM ONE TECHNOLOGY TO A DIFFERENT ONE.

A.24
power supply kit

POWER SUPPLY
KIT
240W - 150W

RECESSED
POWER SUPPLY
240W - 150W

REMOTE BARE
POWER SUPPLY

REMOTE BOX
POWER SUPPLY
240W - 150W

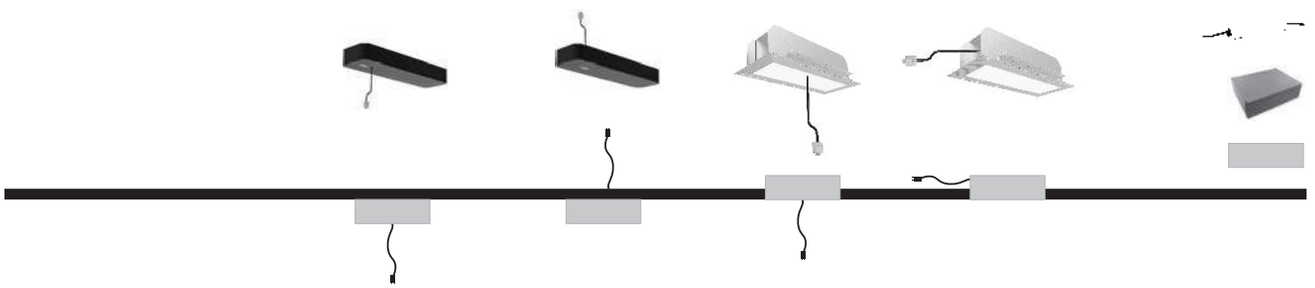

	A	B	C	D	
SUSPENSION 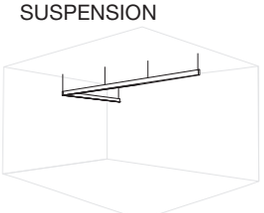	●		●		●
SMD 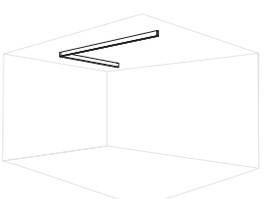		●		●	●
RECESSED 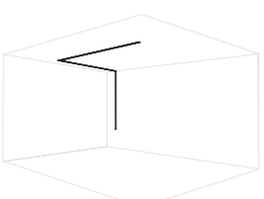		●		●	●

A

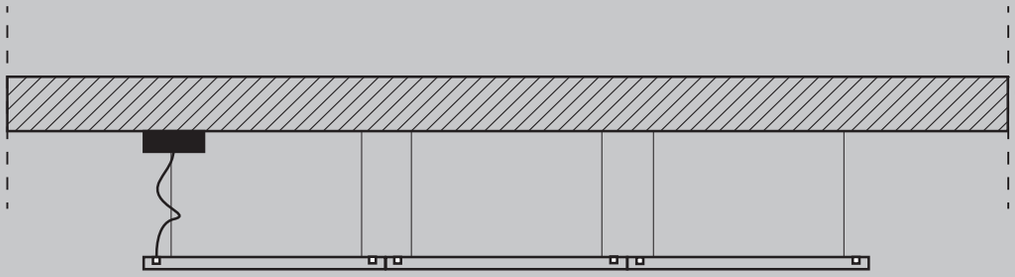
concrete ceiling

C

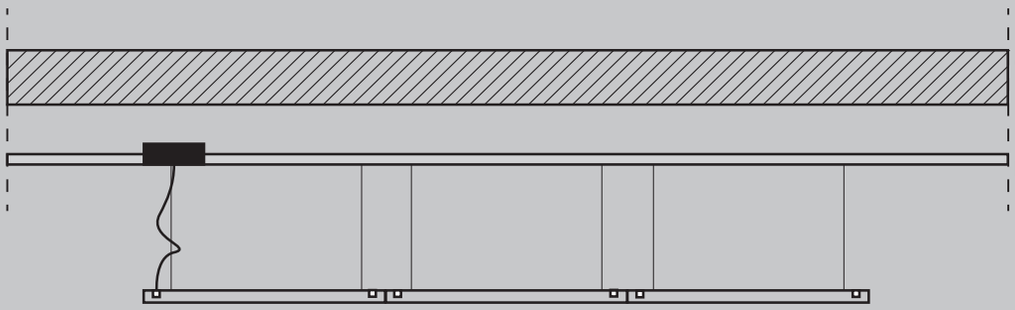
concrete ceiling
plaster ceiling

D

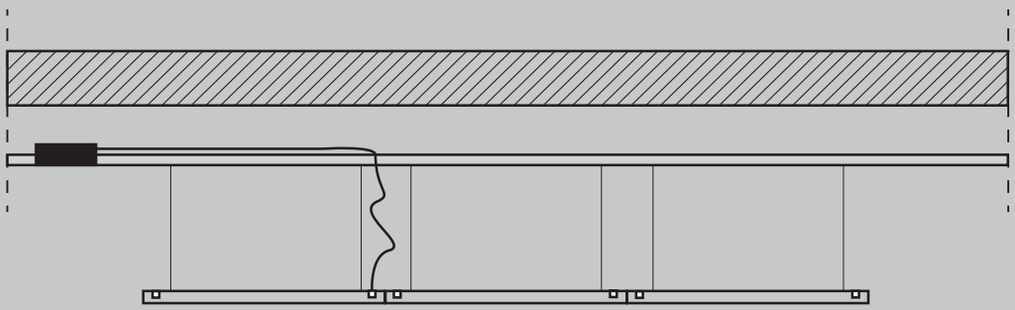
concrete ceiling
plaster ceiling

B

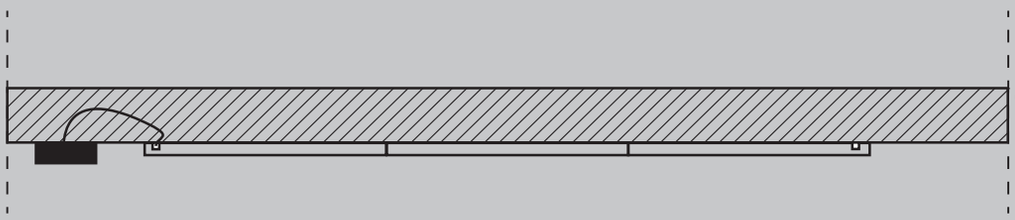
concrete ceiling

D

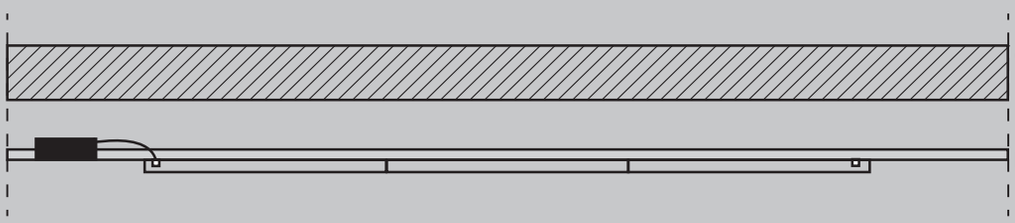
concrete ceiling
plaster ceiling

D

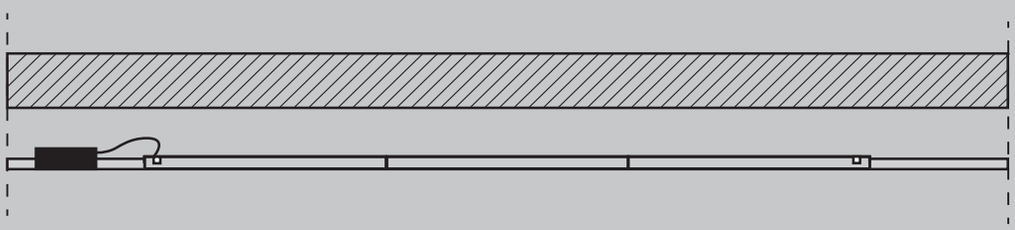
concrete ceiling
plaster ceiling


The Molsheim Experience



Geneva International Motorshow - Bugatti, Switzerland, Project by Braunwagner GmbH, RGB GmbH, Ph. Andreas Keller

A.24 system

LAMP CONCEPT





Showroom Arpa Industriale, Bra (Cuneo), Italy. Project by Lem Agenzia Architettura (Arch. Mosconi)

A.24 RECESSED MAGNETIC TRACK

White **01** Black **04**

IP20

LINEAR MODULES

Length	Code
1176mm	**AQ150.** 01/04
2352 mm	**AQ151.** 01/04



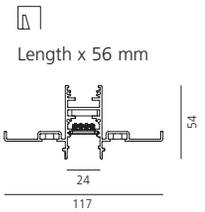

90° ANGLES

	Code
90° on same plane track angle modules 301 x 301 mm	**AQ155.** 01/04
90° on perpendicular planes track angle modules 276x276mm	**AQ156.** 01/04



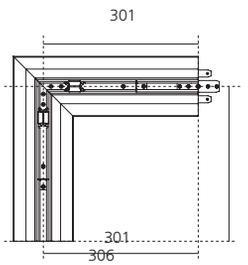



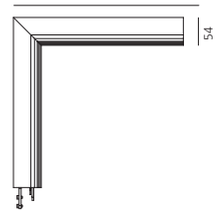

X&T JOINTS

	Dimensions	Code
X Joint	603 x 603 mm	**AQ138.** 01/04
T Joint	603 x 315 mm	**AQ100.** 01/04





CURVED MODULES

(not magnetic)

Radius	Alpha	Code
561 mm	60°	**AQ500.** 01/04
	90°	**AQ510.** 01/04
750 mm	45°	**AQ520.** 01/04
	90°	**AQ530.** 01/04



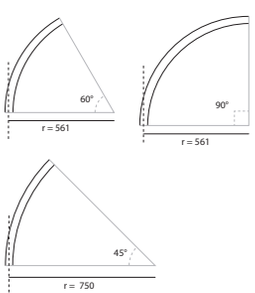

Formwork (aluminum)

Length	Radius	Alpha	Code
Curved	561 mm	60°	**AQ590**00
		90°	**AQ591**00
	750 mm	45°	**AQ592**00
		90°	**AQ593**00
End caps (2pcs)			**AQ294**00

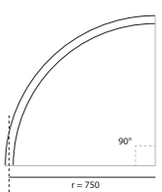

Each linear, angle and curved element is provided with mechanical and electrical joints and installation accessories.
End caps have to be ordered separately.
The APP driver can not be controlled by DALI dimming system and viceversa.

The white power kit is supplied with a white cable, while the black power kit is supplied with a black cable.

Accessories	Code
 Insulating spacer (1 pcs) use between modules powered by different power supplies	**AQ152.** 01/04
 End caps (2 pcs) used for linear modules, 90° angles and X&T joints	**AQ153.** 01/04
 End caps (2 pcs) used for curved modules	**AQ250.** 01/04

	Code
 Transition joint use between different typology modules (track-diffusing-sharping)	**AQ290.** 01/04

Power supply	Undimmable Code	Dimmable DALI /APP Code
 240W Recessed power supply kit (cable length 2,2 m) for recessed modules 230VAC-48VDC **IP**20 ⏚ **396x195x112H**	**AQ17801**	**AQ16801** **AQ16801APP**
 240W Power supply kit (cable length 2,2 m) for recessed modules 230VAC-48VDC **IP**20 ⏚ **400x110x49H**	**AQ173.** 01/04	**AQ172.** 01/04 **AQ172.** 01/04 **APP**
 150W Power supply kit (cable length 2,2 m) for recessed modules 230VAC-48VDC **IP**20 ⏚ **400x110x49H**	**AQ179.** 01/04	**AQ177.** 01/04 **AQ177.** 01/04 **APP**
 240W Bare power supply + plug **ON-OFF** 230VAC-48VDC **IP**20 ⏚ (1 feed connector) (for dimmable version to be combined with "DALI-Selv interface") **244x68x38H**	**AQ18000**	
 150W Bare power supply + plug **ON-OFF** 230VAC-48VDC **IP**20 ⏚ (1 feed connector) (for dimmable version to be combined with "DALI-Selv interface") **244x68x38H**	**AQ18100**	

 240W Recessed power supply kit (cable length 2,2 m) for recessed modules 230VAC-48VDC **IP**20 ⏚ **396x195x112H**		
 240W Power supply kit (cable length 2,2 m) for recessed modules 230VAC-48VDC **IP**20 ⏚ **400x110x49H**		
 150W Power supply kit (cable length 2,2 m) for recessed modules 230VAC-48VDC **IP**20 ⏚ **400x110x49H**		
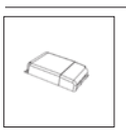 DALI to DALI-Selv Interface **103x67x21H**		**DV1061**
 240W Remote box power supply kit (2 feed connectors) 230VAC-48VDC **IP**20 ⏚ **313x243x57,5H**		**AQ16000** **AQ16000APP**

Power supply Accessory	Code
4pcs feed connectors (for powering multiple sections with a single power kit)	**AQ90500**
Power cable, 2x0.75 + 2x0.35, mm², white, 10m (to realize customized power cables)	**AQ90600**
Power cable, 2x0.75 + 2x0.35, mm², white, 50m (to realize customized power cables)	**AQ90700**
Power cable, 2x0.75 + 2x0.35, mm², black, 10m (to realize customized power cables)	**AQ90800**
Power cable, 2x0.75 + 2x0.35, mm², black, 50m (to realize customized power cables)	**AQ90900**

A.24 SUSPENSION MAGNETIC TRACK

White **01** Black **04** — Fast delivery

Brushed Silver **15** Brushed Copper **18** Brushed Bronze **20** — Delivery time on demand

WF

*Uses 1 DALI address

IP20

LINEAR MODULES

Length	Code
1176 mm	**AQ400.** 01/04 15/18/20
2352 mm	**AQ401.** 01/04 15/18/20



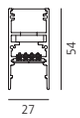

Direct + indirect emission modules

Length	W	CRI	Flux	CCT	Code
1176 mm*	14W	90	1693 lm	2700K	**AQ406.** 01/04 15/18/20
			1796 lm	3000K	**AQ402.** 01/04 15/18/20
				4000K	**AQ403.** 01/04 15/18/20
2352 mm*	29W	90	3386 lm	2700K	**AQ407.** 01/04 15/18/20
			3591 lm	3000K	**AQ404.** 01/04 15/18/20
				4000K	**AQ405.** 01/04 15/18/20



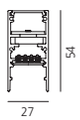

90° ANGLES

	Code
90° suspended track corner (on same plane) 301x301mm	**AQ492.** 01/04 15/18/20



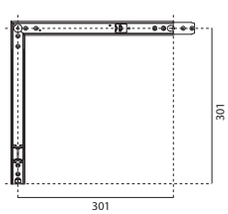

X&T JOINTS

	Dimensions	Code
X Joint	603 x 603 mm	**AQ139.** 01/04 15/18/20
T Joint	603 x 315 mm	**AQ101.** 01/04 15/18/20

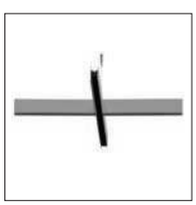

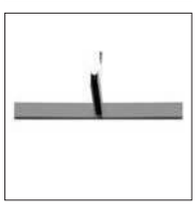

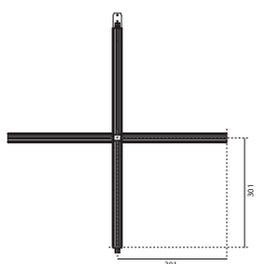

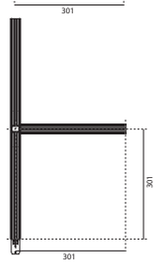

CURVED MODULES

(not magnetic)

Radius	Alpha	Code
561 mm	60°	**AQ700.** 01/04 15/18/20
	90°	**AQ710.** 01/04 15/18/20
750 mm	45°	**AQ720.** 01/04 15/18/20
	90°	**AQ730.** 01/04 15/18/20



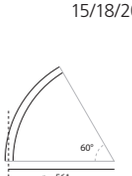

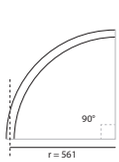

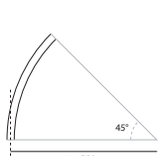

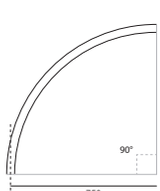

Each linear, angle and curved modules are provided with mechanical and electrical joints, and installation accessories.
1 suspension cable is also included.
End caps have to be ordered separately.
The APP driver can not be controlled by DALI dimming system and viceversa.

The white power kit is supplied with a white cable, while the black power kit is supplied with a black cable.

Accessories

	Code
 Insulating spacer (1 pcs) between modules powered by different power supplies	**AQ491.** 01/04 15/18/20
 End cap (2 pcs) including 2 suspension cables 200H	**AQ490.** 01/04 15/18/20
 Transition joint between different typology modules (track-diffusing-sharping)	**AQ494.** 01/04 15/18/20
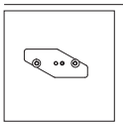 Auxiliary suspension cable (1 pcs) to be used for S-configuration	**AQ49500**

Power supply

	Undimmable Code	Dimmable DALI / APP Code
 240W Recessed power supply kit (cable length 2,2 m) 230VAC-48VDC **IP**20 ⏚ **396x195x112H**	**AQ174.** 01/04	**AQ154.** 01/04 **AQ154.** 01/04 **APP**
 240W Power supply kit (cable length 2,2 m) 230VAC-48VDC **IP**20 ⏚ **400x110x49H**	**AQ171.** 01/04	**AQ161.** 01/04 **AQ161.** 01/04 **APP**
 150W Power supply kit (cable length 2,2 m) 230VAC-48VDC **IP**20 ⏚ **400x110x49H**	**AQ176.** 01/04	**AQ175.** 01/04 **AQ175.** 01/04 **APP**
 240W Bare power supply + plug **ON-OFF** 230VAC-48VDC **IP**20 ⏚ (1 feed connector) (for dimmable version to be combined with "DALI-Selv interface") **244x68x38H**	**AQ18000**	
 150W Bare power supply + plug **ON-OFF** 230VAC-48VDC **IP**20 ⏚ (1 feed connector) (for dimmable version to be combined with "DALI-Selv interface") **244x68x38H**	**AQ18100**	

		Dimmable DALI / APP Code
 240W (eff. 210W) Recessed power supply kit (cable length 2,2 m) 230VAC-48VDC **IP**20 ⏚ **396x195x112H**		
 240W Power supply kit (cable length 2,2 m) 230VAC-48VDC **IP**20 ⏚ **400x110x49H**		
 150W Power supply kit (cable length 2,2 m) 230VAC-48VDC **IP**20 ⏚ **400x110x49H**		
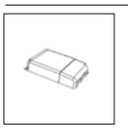 DALI to DALI-Selv Interface 103x67x21H		**DV1061**
 240W Remote box power supply kit (2 feed connectors) 230VAC-48VDC **IP**20 ⏚ **313x243x57,5H**		**AQ16000** **AQ16000APP**

Power supply Accessory

	Code
4pcs feed connectors (for powering multiple sections with a single power kit)	**AQ90500**
Power cable, 2x0.75 + 2x0.35, mm², white, 10m (to realize customized power cables)	**AQ90600**
Power cable, 2x0.75 + 2x0.35, mm², white, 50m (to realize customized power cables)	**AQ90700**
Power cable, 2x0.75 + 2x0.35, mm², black, 10m (to realize customized power cables)	**AQ90800**
Power cable, 2x0.75 + 2x0.35, mm², black, 50m (to realize customized power cables)	**AQ90900**

Private Residence, Lübeck, Germany, Project by Raumideen, Iserlohn, Ph. Juliander Enßle





Progetto CMR Offices, Milan, Italy. Ph. Andrea Martiradonna

A.24 CEILING MAGNETIC TRACK

White Black

01 **04**

Fast delivery

Brushed Silver Brushed Copper Brushed Bronze

15 **18** **20**

Delivery time on demand

IP20

LINEAR MODULES

Length	Code
1176 mm	**AQ300.** 01/04 15/18/20
2352 mm	**AQ301.** 01/04 15/18/20



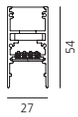

90° ANGLES

	Code
90° on same plane track angle modules 301 x 301 mm	**AQ392.** 01/04 15/18/20
90° on perpendicular planes track angle modules 330 x 330 mm	**AQ393.** 01/04 15/18/20



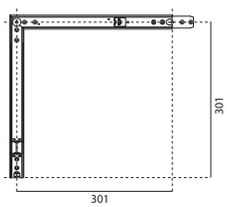



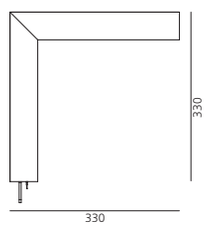

X&T JOINTS

	Dimensions	Code
X Joint	603 x 603 mm	**AQ140.** 01/04 15/18/20
T Joint	603 x 315 mm	**AQ102.** 01/04 15/18/20



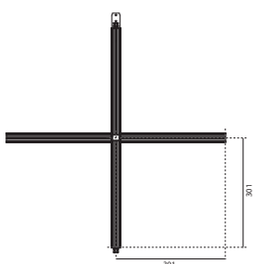



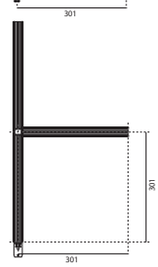

CURVED MODULES

not magnetic)

Radius	Alpha	Code
561 mm	60°	**AQ600.** 01/04 15/18/20
	90°	**AQ610.** 01/04 15/18/20
750 mm	45°	**AQ620.** 01/04 15/18/20
	90°	**AQ630.** 01/04 15/18/20



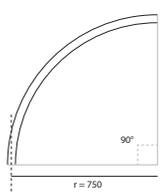

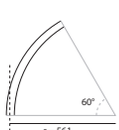

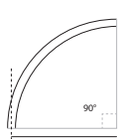

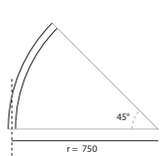

Each linear, angle and curved modules are provided with mechanical and electrical joints, and installation accessories.
Bracket for fixing to ceiling is included: 1 for 1176 mm lenght or 2 for 2352 mm lenght.
End caps have to be ordered separately.

The APP driver can not be controlled by DALI dimming system and viceversa.
The white power kit is supplied with a white cable, while the black power kit is supplied with a black cable.

Accessories

	Code
 Insulating spacer (1 pcs) use between modules powered by different power supplies	**AQ391.** 01/04 15/18/20
 End caps (2 pcs)	**AQ390.** 01/04 15/18/20
 Cap for cable passage (1 pcs)	**AQ395.** 01/04 15/18/20
 Transition joint use between different typology modules (track-diffusing-sharping)	**AQ394.** 01/04 15/18/20

Power supply

	Code
 240W Recessed power supply kit (cable length 2,2 m) 230VAC-48VDC **IP**20 ⏚ **396x195x112H**	**AQ17801**
 240W Power supply kit (cable length 2,2 m) 230VAC-48VDC 240W **IP**20 ⏚ **400x110x49H**	**AQ173.** 01/04
 150W Power supply kit (cable length 2,2 m) 230VAC-48VDC 240W **IP**20 ⏚ **400x110x49H**	**AQ179.** 01/04
 240W Bare power supply + plug **ON-OFF** 230VAC-48VDC **IP**20 ⏚ (1 feed connector) (for dimmable version to be combined with "DALI-Selv interface") **244x68x38H**	**AQ18000**
 150W Bare power supply + plug **ON-OFF** 230VAC-48VDC **IP**20 ⏚ (1 feed connector) (for dimmable version to be combined with "DALI-Selv interface") **244x68x38H**	**AQ18100**

Power supply Accessory

	Code
4pcs feed connectors (for powering multiple sections with a single power kit)	**AQ90500**
Power cable, 2x0.75 + 2x0.35, mm², white, 10m (to realize customized power cables)	**AQ90600**
Power cable, 2x0.75 + 2x0.35, mm², white, 50m (to realize customized power cables)	**AQ90700**
Power cable, 2x0.75 + 2x0.35, mm², black, 10m (to realize customized power cables)	**AQ90800**
Power cable, 2x0.75 + 2x0.35, mm², black, 50m (to realize customized power cables)	**AQ90900**

Dimmable DALI / APP

	Code
 240W Recessed power supply kit (cable length 2,2 m) 230VAC-48VDC **IP**20 ⏚ **396x195x112H**	**AQ16801** **AQ16801APP**
 240W Power supply kit (cable length 2,2 m) 230VAC-48VDC **IP**20 ⏚ **400x110x49H**	**AQ172.** 01/04 **AQ172.** 01/04 **APP**
 150W Power supply kit (cable length 2,2 m) 230VAC-48VDC **IP**20 ⏚ **400x110x49H**	**AQ177.** 01/04 **AQ177.** 01/04 **APP**
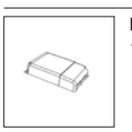 DALI to DALI-Selv Interface 103x67x21H	**DV1061**
 240W Remote box power supply kit (2 feed connectors) 230VAC-48VDC **IP**20 ⏚ **313x243x57,5H**	**AQ16000** **AQ16000APP**

VECTOR MAGNETIC TRACK

White **01** Black **04**
Fast delivery

Brushed Silver **15** Brushed Copper **18** Brushed Bronze **20**
Delivery time on demand

S F WF

Delivery time on demand
2700K - 4000K

MacAdam 3SDCM
*MacAdam 2SDCM
CRI = 90

IP20
90°
360°

VECTOR 30 MAGNETIC

W	Beam	Flux	CCT	Dimmable DALI Code
6,5 W	S 12°	329 lm	2700K	**AP811.** 01/04 15/18/20
			3000K	**AP801.** 01/04 15/18/20
			4000K	**AP851.** 01/04 15/18/20
7 W	F 16°	335 lm	2700K	**AP812.** 01/04 15/18/20
			3000K	**AP802.** 01/04 15/18/20
			4000K	**AP852.** 01/04 15/18/20
	WF 30°	292 lm	2700K	**AP813.** 01/04 15/18/20
			3000K	**AP803.** 01/04 15/18/20
			4000K	**AP853.** 01/04 15/18/20



Life L70 (6K) 36000h

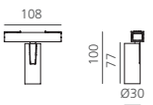

VECTOR 40 MAGNETIC

W	Beam	Flux	CCT	Dimmable DALI Code
9 W	S 14°	544 lm	2700K	**AP011.** 01/04 15/18/20
		541 lm	3000K	**AP001.** 01/04 15/18/20
		541 lm	4000K	**AP051.** 01/04 15/18/20
	*F 21°	543 lm	2700K	**AP012.** 01/04 15/18/20
		584 lm	3000K	**AP002.** 01/04 15/18/20
		626 lm	4000K	**AP052.** 01/04 15/18/20
	*WF 28°	491 lm	2700K	**AP013.** 01/04 15/18/20
		529 lm	3000K	**AP003.** 01/04 15/18/20
		566 lm	4000K	**AP053.** 01/04 15/18/20



Life L70 (9K) 50000h

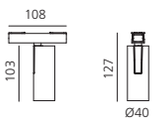







ADAPTER	■	■	■	■	■
ARM	□	■	■	■	■
HEAT-SINK	■	■	■	■	■
BODY	□	■	■	■	■
ANTIGLARE	■	■	■	■	■
ACCESSORIES (visible ones)	■	■	■	■	■

VECTOR MAGNETIC TRACK

White Black

01 **04**

Fast delivery

Brushed Silver | Brushed Copper | Brushed Bronze

15 **18** **20**

Delivery time on demand

S F WF

Delivery time on demand
2700K - 4000K

MacAdam 3SDCM
CRI = 90

IP20
90°
360°

VECTOR 55 MAGNETIC

W	Beam	Flux	CCT	Dimmable DALI Code
19 W	S 15°	1677 lm	2700K	**AP111.** 01/04 15/18/20
		1771 lm	3000K	**AP101.** 01/04 15/18/20
		1915 lm	4000K	**AP151.** 01/04 15/18/20
	F 22°	1715 lm	2700K	**AP112.** 01/04 15/18/20
		1811 lm	3000K	**AP102.** 01/04 15/18/20
		1959 lm	4000K	**AP152.** 01/04 15/18/20
	WF 31°	1779 lm	2700K	**AP113.** 01/04 15/18/20
		1878 lm	3000K	**AP103.** 01/04 15/18/20
		2032 lm	4000K	**AP153.** 01/04 15/18/20



Life L70 (9K) 50000h

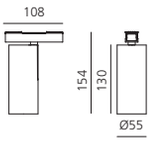

VECTOR 55 ZOOM MAGNETIC

W	Beam	Flux	CCT	Dimmable DALI Code
16 W	F 22°-WF 31°	603 - 1039 lm	2700K	**AP114.** 01/04 15/18/20
		637 - 1098 lm	3000K	**AP104.** 01/04 15/18/20
		688 - 1187 lm	4000K	**AP154.** 01/04 15/18/20



Life L70 (9K) 50000h

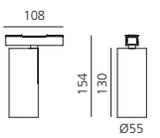

Vector 55 is also WHITE and VIOLET INTEGRALIS (see pag. 880/882)

Accessoires		Color	Vector 40 Code	Vector 55 Code
	Accessories holder	●	**AP90100**	**AP91100**
	Lens for elliptical emission		**AP90200**	**AP91200**
	Soft filter		**AP90300**	**AP91300***
	Anti-dazzle louver	●	**AP90400**	**AP91400**
	Adjustable dowsers	●		**AP91500**

* Cannot be used with brused silver finishing (n.15 finishing)

VECTOR PENDANT SECURLOCK

White **01** Fast delivery
Black **04** Fast delivery
Brushed Silver **15** Delivery time on demand
Brushed Copper **18** Delivery time on demand
Brushed Bronze **20** Delivery time on demand

S F WF

Delivery time on demand
2700K - 4000K

MacAdam 3SDCM
*MacAdam 2SDCM
CRI = 90

IP20

VECTOR 30 PENDANT SECURLOCK

W	Beam	Flux	CCT	Dimmable DALI Code
6,5 W	S 12°	329 lm	2700K	**AP411.** 01/04 15/18/20
			3000K	**AP401.** 01/04 15/18/20
			4000K	**AP451.** 01/04 15/18/20
7 W	F 16°	335 lm	2700K	**AP412.** 01/04 15/18/20
			3000K	**AP402.** 01/04 15/18/20
			4000K	**AP452.** 01/04 15/18/20
	WF 30°	292 lm	2700K	**AP413.** 01/04 15/18/20
			3000K	**AP403.** 01/04 15/18/20
			4000K	**AP453.** 01/04 15/18/20



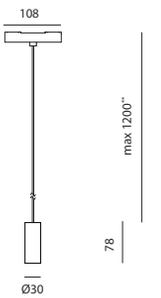

Life L70 (6K) 36000h

VECTOR 40 PENDANT SECURLOCK

W	Beam	Flux	CCT	Dimmable DALI Code
9 W	S 14°	544 lm	2700K	**AP211.** 01/04 15/18/20
		541 lm	3000K	**AP201.** 01/04 15/18/20
		541 lm	4000K	**AP251.** 01/04 15/18/20
	*F 21°	543 lm	2700K	**AP212.** 01/04 15/18/20
		584 lm	3000K	**AP202.** 01/04 15/18/20
		626 lm	4000K	**AP252.** 01/04 15/18/20
	*WF 28°	491 lm	2700K	**AP213.** 01/04 15/18/20
		529 lm	3000K	**AP203.** 01/04 15/18/20
		566 lm	4000K	**AP253.** 01/04 15/18/20



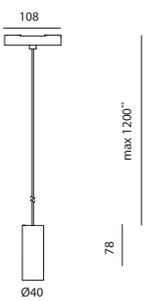

Life L70 (9K) 50000h

VECTOR PENDANT SECURLOCK

White **01** Black **04** — Fast delivery

Brushed Silver **15** Brushed Copper **18** Brushed Bronze **20** — Delivery time on demand

S F WF

Delivery time on demand
2700K - 4000K

MacAdam 3SDCM
CRI = 90

IP20

VECTOR 55 PENDANT SECURLOCK

W	Beam	Flux	CCT	**Dimmable DALI** Code
19 W	S 15°	1677 lm	2700K	**AP311.** 01/04 15/18/20
		1771 lm	3000K	**AP301.** 01/04 15/18/20
		1915 lm	4000K	**AP351.** 01/04 15/18/20
	F 22°	1715 lm	2700K	**AP312.** 01/04 15/18/20
		1811 lm	3000K	**AP302.** 01/04 15/18/20
		1959 lm	4000K	**AP352.** 01/04 15/18/20
	WF 31°	1779 lm	2700K	**AP313.** 01/04 15/18/20
		1878 lm	3000K	**AP303.** 01/04 15/18/20
		2032 lm	4000K	**AP353.** 01/04 15/18/20



Life L70 (9K) 50000h

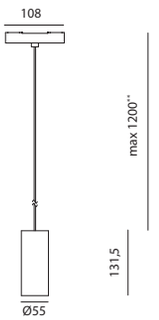

Vector 55 pendant is also WHITE INTEGRALIS (see pag. 880)

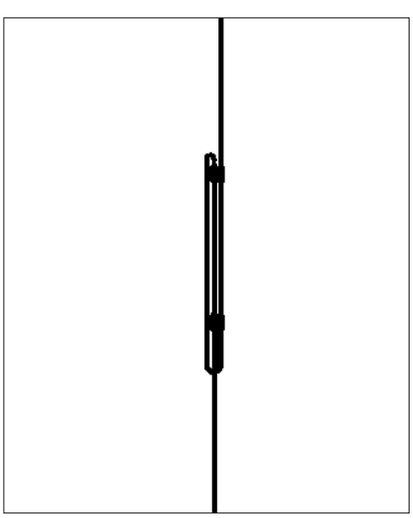

** No cuttable wire. Clips included to adjust the length.

A.24 RECESSED DIFFUSED EMISSION

White

01

WF

*Uses 1 DALI address
** Uses 2 DALI addresses

MacAdam 3SDCM
Life L70 (17K)102000h
CRI = 90

IP20

Flux for linear modules referes to white body + standard diffused
For curved modules refers to white body + flexible diffused.

Formwork (aluminum)

Length	Radius	Alpha	Code
Linear 1176mm			**AQ29100**
Linear 2352 mm			**AQ29200**
90° angle on the same plane			**AQ29300**
90° angle on perpendicular			**AQ29500**
X joint			**AQ00020**
T joint			**AQ00010**
Curved	561 mm	60°	**AQ59000**
		90°	**AQ59100**
	750 mm	45°	**AQ59200**
		90°	**AQ59300**
End caps (2pcs)			**AQ29400**



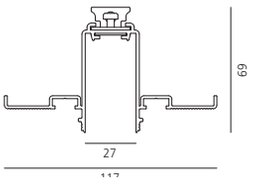

Length x 56 mm

LINEAR MODULES

Linear direct emission modules

Length	W	Flux	CCT	Code
1176mm*	29W	3222 lm	2700K	**AQ270**01
		3418 lm	3000K	**AQ200**01
		3418 lm	4000K	**AQ201**01
2352 mm**	58W	6445 lm	2700K	**AQ271**01
		6836 lm	3000K	**AQ202**01
		6836 lm	4000K	**AQ203**01



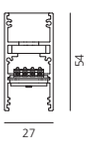

90° ANGLES

	W	Flux	CCT	Code
90° on same plane angle direct emission modules 301 x 301 mm*	14W	1611 lm	2700K	**AQ272**01
		1709 lm	3000K	**AQ204**01
		1709 lm	4000K	**AQ205**01
90° on perpendicular plane angle direct emission modules 330 x 330 mm*	14W	1611 lm	2700K	**AQ273**01
		1709 lm	3000K	**AQ207**01
		1709 lm	4000K	**AQ208**01



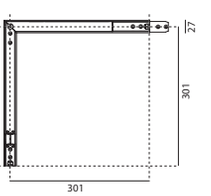



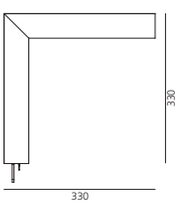

X&T JOINTS

	W	Flux	CCT	Code
X Joint	29 W	3002 lm	2700K	**AQ147**01
		3184 lm	3000K	**AQ148**01
		3184 lm	4000K	**AQ149**01
T Joint	22 W	2286 lm	2700K	**AQ116**01
		2424 lm	3000K	**AQ117**01
		2424 lm	4000K	**AQ118**01

CURVED MODULES

Curved direct emission modules

Radius	Alpha	W	Flux	CCT	Code
561 mm*	60°	14W	1421 lm	2700K	**AQ507**01
			1507 lm	3000K	**AQ501**01
			1507 lm	4000K	**AQ502**01
	90°	22W	2132 lm	2700K	**AQ517**01
			2261 lm	3000K	**AQ511**01
			2261 lm	4000K	**AQ512**01
750 mm*	45°	14W	1421 lm	2700K	**AQ527**01
			1507 lm	3000K	**AQ521**01
			1507 lm	4000K	**AQ522**01
	90°	29W	2842 lm	2700K	**AQ537**01
			3015 lm	3000K	**AQ531**01
			3015 lm	4000K	**AQ532**01



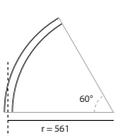

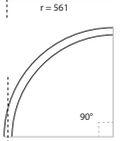

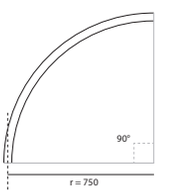

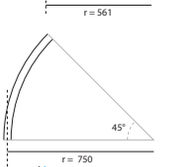

LAMP CONCEPT

Each formwork module is provided with a mechanical joint to connect two recessed coplanar formwork modules.
Each module, angle and curved modules are provided with mechanical and electrical joints and installation accessories.
End caps have to be ordered separately.

Opal diffusing screen has to be ordered separately.
The APP driver can not be controlled by DALI dimming system and viceversa.
The white power kit is supplied with a white cable, while the black power kit is supplied with a black cable.

Accessories	Code
 Insulating spacer (1 pcs) between modules powered by different power supplies	**AQ20601**
 End caps (2 pcs)	**AQ25001**
 Transition joint use between different typology modules (track-diffusing-sharping)	**AQ29001**
 Opal diffusing screen	
10m	**AQ16200**
25m	**AQ16300**
50m	**AQ16400**
1176 mm	**AQ16500**
2352 mm	**AQ16600**
3528 mm	**AQ16700**
 Flexible opal diffusing screen	
5m	**AQ90300**
10m	**AQ90000**
25m	**AQ90100**
50m	**AQ90200**

Power supply Accessory	Code
4pcs feed connectors (for powering multiple sections with a single power kit)	**AQ90500**
Power cable, 2x0.75 + 2x0.35, mm², white, 10m (to realize customized power cables)	**AQ90600**
Power cable, 2x0.75 + 2x0.35, mm², white, 50m (to realize customized power cables)	**AQ90700**
Power cable, 2x0.75 + 2x0.35, mm², black, 10m (to realize customized power cables)	**AQ90800**
Power cable, 2x0.75 + 2x0.35, mm², black, 50m (to realize customized power cables)	**AQ90900**

	Undimmable Code
 240W Recessed power supply kit (cable length 2,2 m) 230VAC-48VDC **IP**20 ⏚ **396x195x112H**	**AQ178**01
 240W Power supply kit (cable length 2,2 m) 230VAC-48VDC **IP**20 ⏚ **400x110x49H**	**AQ173**01
 150W Power supply kit (cable length 2,2 m) 230VAC-48VDC **IP**20 ⏚ **400x110x49H**	**AQ179**01
 240W Bare power supply + plug **ON-OFF** 230VAC-48VDC **IP**20 ⏚ (1 feed connector) (for dimmable version to be combined with "DALI-Selv interface") **244x68x38H**	**AQ18000**
 150W Bare power supply + plug **ON-OFF** 230VAC-48VDC **IP**20 ⏚ (1 feed connector) (for dimmable version to be combined with "DALI-Selv interface") **244x68x38H**	**AQ18100**

	Dimmable DALI / APP Code
 240W Recessed power supply kit (cable length 2,2 m) 230VAC-48VDC **IP**20 ⏚ **396x195x112H**	**AQ16801** **AQ16801APP**
 240W Power supply kit (cable length 2,2 m) 230VAC-48VDC **IP**20 ⏚ **400x110x49H**	**AQ172.** 01/04 **AQ172.** 01/04 **APP**
 150W Power supply kit (cable length 2,2 m) 230VAC-48VDC **IP**20 ⏚ **400x110x49H**	**AQ177.** 01/04 **AQ177.** 01/04 **APP**
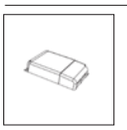 DALI to DALI-Selv Interface 103x67x21H	**DV1061**
 240W Remote box power supply kit (2 feed connectors) 230VAC-48VDC **IP**20 ⏚ **313x243x57,5H**	**AQ16000** **AQ16000APP**

A.24 SUSPENSION DIFFUSED EMISSION

White **01** Black **04** — Fast delivery

Brushed Silver **15** Brushed Copper **18** Brushed Bronze **20** — Delivery time on demand

WF

*Uses 1 DALI address
** Uses 2 DALI addresses
*** Uses 3 DALI addresses

MacAdam 3SDCM
Life L70 (17K)102000h
CRI = 90

IP20

Flux for linear modules referes to white body + standard diffused
For curved modules refers to white body + flexible diffused.

LINEAR MODULES

Length	W	Flux	CCT	Code
1176 mm*	29W	3222 lm	2700K	**AQ416.** 01/04 15/18/20
		3418 lm	3000K	**AQ410.** 01/04 15/18/20
		3418 lm	4000K	**AQ411.** 01/04 15/18/20
2352 mm**	58W	6445 lm	2700K	**AQ417.** 01/04 15/18/20
		6836 lm	3000K	**AQ412.** 01/04 15/18/20
		6836 lm	4000K	**AQ413.** 01/04 15/18/20



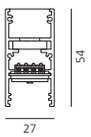

Direct + indirect emission modules

Length	W	Flux	CCT	Code
1176 mm**	29W direct 14W indirect	3222 lm direct 1694 lm indirect	2700K	**AQ464.** 01/04 15/18/20
		3418 lm direct 1796 lm indirect	3000K	**AQ460.** 01/04 15/18/20
		3418 lm direct 1796 lm indirect	4000K	**AQ461.** 01/04 15/18/20
2352 mm***	58W direct 29W indirect	6445 lm direct 3386 lm indirect	2700K	**AQ465.** 01/04 15/18/20
		6836 lm direct 3591 lm indirect	3000K	**AQ462.** 01/04 15/18/20
		6836 lm direct 3591 lm indirect	4000K	**AQ463.** 01/04 15/18/20



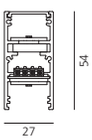

90° ANGLES

90° angle direct emission modules

	W	Flux	CCT	Code
90° on same plane angle modules 301 x 301 mm*	14W	1611 lm	2700K	**AQ418.** 01/04 15/18/20
		1709 lm	3000K	**AQ414.** 01/04 15/18/20
		1709 lm	4000K	**AQ415.** 01/04 15/18/20



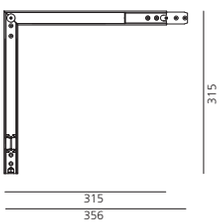

X&T JOINTS

X & T Joints

	W	Flux	CCT	Code
X Joint	29 W	3002 lm	2700K	**AQ144.** 01/04 15/18/20
		3184 lm	3000K	**AQ145.** 01/04 15/18/20
		3184 lm	4000K	**AQ146.** 01/04 15/18/20
T Joint	22 W	2286 lm	2700K	**AQ113.** 01/04 15/18/20
		2424 lm	3000K	**AQ114.** 01/04 15/18/20
		2424 lm	4000K	**AQ115.** 01/04 15/18/20





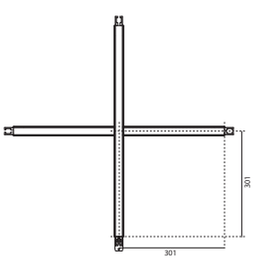

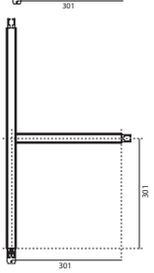

Each module, angle and curved modules are provided with mechanical and electrical joints and installation accessories.
1 suspension cable is also included.
End caps have to be ordered separately.
Opal diffusing screen has to be ordered separately.

The APP driver can not be controlled by DALI dimming system and viceversa.

CURVED MODULES

Radius	Alpha	W	Flux	CCT	Code
561 mm*	60°	14W	1421 lm	2700K	**AQ707.** 01/04 15/18/20
			1507 lm	3000K	**AQ701.** 01/04 15/18/20
			1507 lm	4000K	**AQ702.** 01/04 15/18/20
	90°	22W	2132 lm	2700K	**AQ717.** 01/04 15/18/20
			2261 lm	3000K	**AQ711.** 01/04 15/18/20
			2261 lm	4000K	**AQ712.** 01/04 15/18/20
750 mm*	45°	14W	1421 lm	2700K	**AQ727.** 01/04 15/18/20
			1507 lm	3000K	**AQ721.** 01/04 15/18/20
			1507 lm	4000K	**AQ722.** 01/04 15/18/20
	90°	29W	2842 lm	2700K	**AQ737.** 01/04 15/18/20
			3015 lm	3000K	**AQ731.** 01/04 15/18/20
			3015 lm	4000K	**AQ732.** 01/04 15/18/20



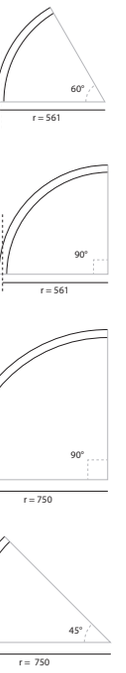

A.24 SUSPENSION DIFFUSED EMISSION
OPAL AND FLEXIBLE OPAL DIFFUSER SCREEN COMPARISON

LINEAR MODULES

	Emission	White body + diffuser cod. AQ16...	White body + flexible diffuser cod. AQ90...	Black body + diffuser cod. AQ16...	Black body + flexible diffuser cod. AQ90...
1176 mm					
2700K	Direct	3222 lm	2842 lm	2680 lm	2232 lm
	Direct + Indirect	4916 lm	4535 lm	4066 lm	3617 lm
3000K	Direct	3418 lm	3015 lm	2843 lm	2367 lm
	Direct + Indirect	5214 lm	4810 lm	4312 lm	3837 lm
4000K	Direct	3418 lm	3015 lm	2843 lm	2367 lm
	Direct + Indirect	5214 lm	4811 lm	4313 lm	3837 lm
2352 mm					
2700K	Direct	6445 lm	5685 lm	5361 lm	4464 lm
	Direct + Indirect	9831 lm	9071 lm	8132 lm	7235 lm
3000K	Direct	6836 lm	6029 lm	5685 lm	4734 lm
	Direct + Indirect	10427 lm	9621 lm	8624 lm	7673 lm
4000K	Direct	6836 lm	6029 lm	5685 lm	4734 lm
	Direct + Indirect	10427 lm	9621 lm	8624 lm	7673 lm

ANGULAR MODULES

	Emission	White body + diffuser cod. AQ16...	White body + flexible diffuser cod. AQ90...	Black body + diffuser cod. AQ16...	Black body + flexible diffuser cod. AQ90...
90° Angle					
2700K	Direct	1611 lm	1421 lm	1340 lm	1116 lm
3000K	Direct	1709 lm	1507 lm	1421 lm	1184 lm
4000K	Direct	1709 lm	1507 lm	1421 lm	1184 lm

FLEXIBLE OPAL DIFFUSER SCREEN

CURVED MODULES 561 MM

	Emission	White body + flexible diffuser cod. AQ90...	Black body + flexible diffuser cod. AQ90...
60°			
2700K	Direct	1421 lm	1116 lm
3000K	Direct	1507 lm	1184 lm
4000K	Direct	1507 lm	1184 lm
90°			
2700K	Direct	2132 lm	1674 lm
3000K	Direct	2261 lm	1775 lm
4000K	Direct	2261 lm	1775 lm

CURVED MODULES 750 MM

	Emission	White body + flexible diffuser cod. AQ90...	Black body + flexible diffuser cod. AQ90...
45°			
2700K	Direct	1421 lm	1116 lm
3000K	Direct	1507 lm	1184 lm
4000K	Direct	1507 lm	1184 lm
90°			
2700K	Direct	2842 lm	2232 lm
3000K	Direct	3015 lm	2367 lm
4000K	Direct	3015 lm	2367 lm

Flux for Silver body is the same of White body.
Flux for Copper and Bronze body is the same of Black body.

A.24 SUSPENSION DIFFUSED EMISSION

White **01** Black **04** — Fast delivery

Brushed Silver **15** Brushed Copper **18** Brushed Bronze **20** — Delivery time on demand

WF

*Uses 1 DALI address
** Uses 2 DALI addresses
*** Uses 3 DALI addresses

MacAdam 2SDCM
Life L80 (10K)>55000h
CRI = 80

IP20

Accessories

	Code
 Insulating spacer (1 pcs) between modules powered by different power supplies	**AQ452.** 01/04 15/18/20
 End caps (2 pcs) including 2 suspension cables 200H	**AQ451.** 01/04 15/18/20
 Transition joint use between different typology modules (track-diffusing-sharping)	**AQ494.** 01/04 15/18/20
 Opal diffusing screen	
10m	**AQ16200**
25m	**AQ16300**
50m	**AQ16400**
1176 mm	**AQ16500**
2352 mm	**AQ16600**
3528 mm	**AQ16700**
Flexible opal diffusing screen	
5m	**AQ90300**
10m	**AQ90000**
25m	**AQ90100**
50m	**AQ90200**
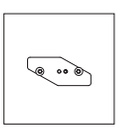 Auxiliary suspension cable (1 pcs) to be used for S-configuration	**AQ49500**

Power supply Accessory

	Code
4pcs feed connectors (for powering multiple sections with a single power kit)	**AQ90500**
Power cable, 2x0.75 + 2x0.35, mm², white, 10m (to realize customized power cables)	**AQ90600**
Power cable, 2x0.75 + 2x0.35, mm², white, 50m (to realize customized power cables)	**AQ90700**
Power cable, 2x0.75 + 2x0.35, mm², black, 10m (to realize customized power cables)	**AQ90800**
Power cable, 2x0.75 + 2x0.35, mm², black, 50m (to realize customized power cables)	**AQ90900**

Each module, angle and curved modules are provided with mechanical and electrical joints and installation accessories.
1 suspension cable is also included.
End caps have to be ordered separately.
Opal diffusing screen has to be ordered separately.

The APP driver can not be controlled by DALI dimming system and viceversa.
The white power kit is supplied with a white cable, while the black power kit is supplied with a black cable.

Power supply	Undimmable Code		Dimmable DALI / APP Code
 240W Recessed power supply kit (cable length 2,2 m) 230VAC-48VDC **IP**20 ⏚ 396x195x112H	**AQ174.** 01/04	 240W Recessed power supply kit (cable length 2,2 m) 230VAC-48VDC **IP**20 ⏚ 396x195x112H	**AQ154.** 01/04 **AQ154.** 01/04 **APP**
 240W Power supply kit (cable length 2,2 m) 230VAC-48VDC **IP**20 ⏚ 400x110x49H	**AQ171.** 01/04	 240W Power supply kit (cable length 2,2 m) 230VAC-48VDC **IP**20 ⏚ 400x110x49H	**AQ161.** 01/04 **AQ161.** 01/04 **APP**
 150W Power supply kit (cable length 2,2 m) 230VAC-48VDC **IP**20 ⏚ 400x110x49H	**AQ176.** 01/04	 150W Power supply kit (cable length 2,2 m) 230VAC-48VDC **IP**20 ⏚ 400x110x49H	**AQ175.** 01/04 **AQ175.** 01/04 **APP**
 240W Bare power supply + plug **ON-OFF** 230VAC-48VDC **IP**20 ⏚ (1 feed connector) (for dimmable version to be combined with "DALI-Selv interface") **244x68x38H**	**AQ18000**	 DALI to DALI-Selv Interface 103x67x21H	**DV1061**
 150W Bare power supply + plug **ON-OFF** 230VAC-48VDC **IP**20 ⏚ (1 feed connector) (for dimmable version to be combined with "DALI-Selv interface") **244x68x38H**	**AQ18100**	 240W Remote box power supply kit (2 feed connectors) 230VAC-48VDC **IP**20 ⏚ **313x243x57,5H**	**AQ16000** **AQ16000APP**

A.24 CEILING - WALL DIFFUSED EMISSION

White **01** Black **04** — Fast delivery

Brushed Silver **15** Brushed Copper **18** Brushed Bronze **20** — Delivery time on demand

WF

*Uses 1 DALI address
** Uses 2 DALI addresses

MacAdam 3SDCM
Life L70 (9K)>55000h
CRI = 90

IP20

Flux for linear modules referes to white body + standard diffused
For curved modules refers to white body + flexible diffused.

LINEAR MODULES

Length	W	Flux	CCT	Code
1176 mm*	29W	3222 lm	2700K	**AQ370.** 01/04 15/18/20
		3418 lm	3000K	**AQ310.** 01/04 15/18/20
		3418 lm	4000K	**AQ311.** 01/04 15/18/20
2352 mm**	58W	6445 lm	2700K	**AQ371.** 01/04 15/18/20
		6836 lm	3000K	**AQ312.** 01/04 15/18/20
		6836 lm	4000K	**AQ313.** 01/04 15/18/20



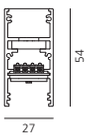

90° ANGLES

	W	Flux	CCT	Code
90° on same plane angle modules 301 x 301 mm*	14W	1611 lm	2700K	**AQ372.** 01/04 15/18/20
		1709 lm	3000K	**AQ314.** 01/04 15/18/20
		1709 lm	4000K	**AQ315.** 01/04 15/18/20



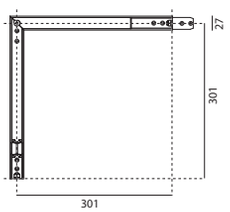

	W	Flux	CCT	Code
90° on perpendicular planes angle modules 330 x 330 mm*	14W	1611 lm	2700K	**AQ373.** 01/04 15/18/20
		1709 lm	3000K	**AQ316.** 01/04 15/18/20
		1709 lm	4000K	**AQ317.** 01/04 15/18/20



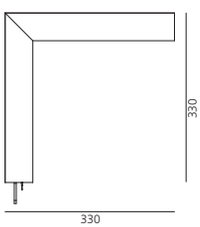

X&T JOINTS

	W	Flux	CCT	Code
X Joint	29 W	3002 lm	2700K	**AQ147.** 01/04 15/18/20
		3184 lm	3000K	**AQ148.** 01/04 15/18/20
		3184 lm	4000K	**AQ149.** 01/04 15/18/20
T Joint	22 W	2286 lm	2700K	**AQ116.** 01/04 15/18/20
		2424 lm	3000K	**AQ117.** 01/04 15/18/20
		2424 lm	4000K	**AQ118.** 01/04 15/18/20





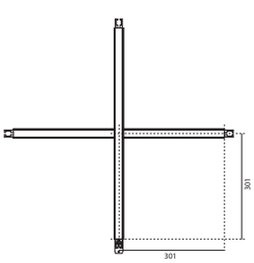

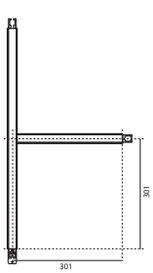

Each linear, angle and curved modules are provided with mechanical and electrical joints, and installation accessories.
Bracket for fixing to ceiling is included: 1 for 1176 mm lenght. 2 for 2352 mm lenght.
End caps have to be ordered separately.

Opal diffusing screen has to be ordered separately.
The APP driver can not be controlled by DALI dimming system and viceversa.

CURVED MODULES

Radius	Alpha	W	Flux	CCT	Code
561 mm*	60°	14W	1421 lm	2700K	**AQ607.** 01/04 15/18/20
			1507 lm	3000K	**AQ601.** 01/04 15/18/20
			1507 lm	4000K	**AQ602.** 01/04 15/18/20
	90°	22W	2132 lm	2700K	**AQ617.** 01/04 15/18/20
			2261 lm	3000K	**AQ611.** 01/04 15/18/20
			2261 lm	4000K	**AQ612.** 01/04 15/18/20
750 mm*	45°	14W	1421 lm	2700K	**AQ627.** 01/04 15/18/20
			1507 lm	3000K	**AQ621.** 01/04 15/18/20
			1507 lm	4000K	**AQ622.** 01/04 15/18/20
	90°	29W	2842 lm	2700K	**AQ637.** 01/04 15/18/20
			3015 lm	3000K	**AQ631.** 01/04 15/18/20
			3015 lm	4000K	**AQ632.** 01/04 15/18/20



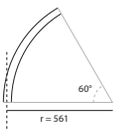

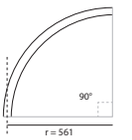

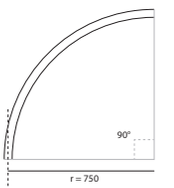



A.24 CEILING - WALL DIFFUSED EMISSION

White **01** Black **04**
Fast delivery

Brushed Silver **15** Brushed Copper **18** Brushed Bronze **20**
Delivery time on demand

WF

*Uses 1 DALI address
** Uses 2 DALI addresses

MacAdam 2SDCM
Life L80 (10K)>55000h
CRI = 80

IP20

Accessories

	Code
 Insulating spacer (1 pc) between modules powered by different power supplies	**AQ351.** 01/04 15/18/20
 End cap (2 pcs)	**AQ350.** 01/04 15/18/20
 Cap for cable passage (1 pcs)	**AQ353.** 01/04 15/18/20
 Transition cap track - diffusing track - sharping diffusing - sharping	**AQ394.** 01/04 15/18/20

	Code
 Opal diffusing screen	
10m	**AQ16200**
25m	**AQ16300**
50m	**AQ16400**
1176 mm	**AQ16500**
2352 mm	**AQ16600**
3528 mm	**AQ16700**
Flexible opal diffusing screen	
5m	**AQ90300**
10m	**AQ90000**
25m	**AQ90100**
50m	**AQ90200**

Each linear, angle and curved modules are provided with mechanical and electrical joints, and installation accessories.
Bracket for fixing to ceiling is included: 1 for 1176 mm lenght. 2 for 2352 mm lenght.
End caps have to be ordered separately.

Opal diffusing screen has to be ordered separately.
The APP driver can not be controlled by DALI dimming system and viceversa.
The white power kit is supplied with a white cable, while the black power kit is supplied with a black cable.

Power supply	Undimmable Code		Dimmable DALI/APP Code
 240W Recessed power supply kit (cable length 2,2 m) 230VAC-48VDC **IP**20 ⏚ 396x195x112H	**AQ17801**	 240W Recessed power supply kit (cable length 2,2 m) 230VAC-48VDC **IP**20 ⏚ 396x195x112H	**AQ16801** **AQ16801APP**
 240W Power supply kit (cable length 2,2 m) 230VAC-48VDC 240W **IP**20 ⏚ 400x110x49H	**AQ173.** 01/04	 240W Power supply kit (cable length 2,2 m) 230VAC-48VDC **IP**20 ⏚ 400x110x49H	**AQ172.** 01/04 **AQ172.** 01/04 **APP**
 150W Power supply kit (cable length 2,2 m) 230VAC-48VDC 240W **IP**20 ⏚ 400x110x49H	**AQ179.** 01/04	 150W Power supply kit (cable length 2,2 m) 230VAC-48VDC **IP**20 ⏚ 400x110x49H	**AQ177.** 01/04 **AQ177.** 01/04 **APP**
 240W Bare power supply + plug **ON-OFF** 230VAC-48VDC **IP**20 ⏚ (1 feed connector) (for dimmable version to be combined with "DALI-Selv interface") **244x68x38H**	**AQ18000**	 DALI to DALI-Selv Interface 103x67x21H	**DV1061**
 150W Bare power supply + plug **ON-OFF** 230VAC-48VDC **IP**20 ⏚ (1 feed connector) (for dimmable version to be combined with "DALI-Selv interface") **244x68x38H**	**AQ18100**	 240W Remote box power supply kit (2 feed connectors) 230VAC-48VDC **IP**20 ⏚ **313x243x57,5H**	**AQ16000** **AQ16000APP**

Power supply Accessory	Code
4pcs feed connectors (for powering multiple sections with a single power kit)	**AQ90500**
Power cable, 2x0.75 + 2x0.35, mm², white, 10m (to realize customized power cables)	**AQ90600**
Power cable, 2x0.75 + 2x0.35, mm², white, 50m (to realize customized power cables)	**AQ90700**
Power cable, 2x0.75 + 2x0.35, mm², black, 10m (to realize customized power cables)	**AQ90800**
Power cable, 2x0.75 + 2x0.35, mm², black, 50m (to realize customized power cables)	**AQ90900**

A.24 sharping structure

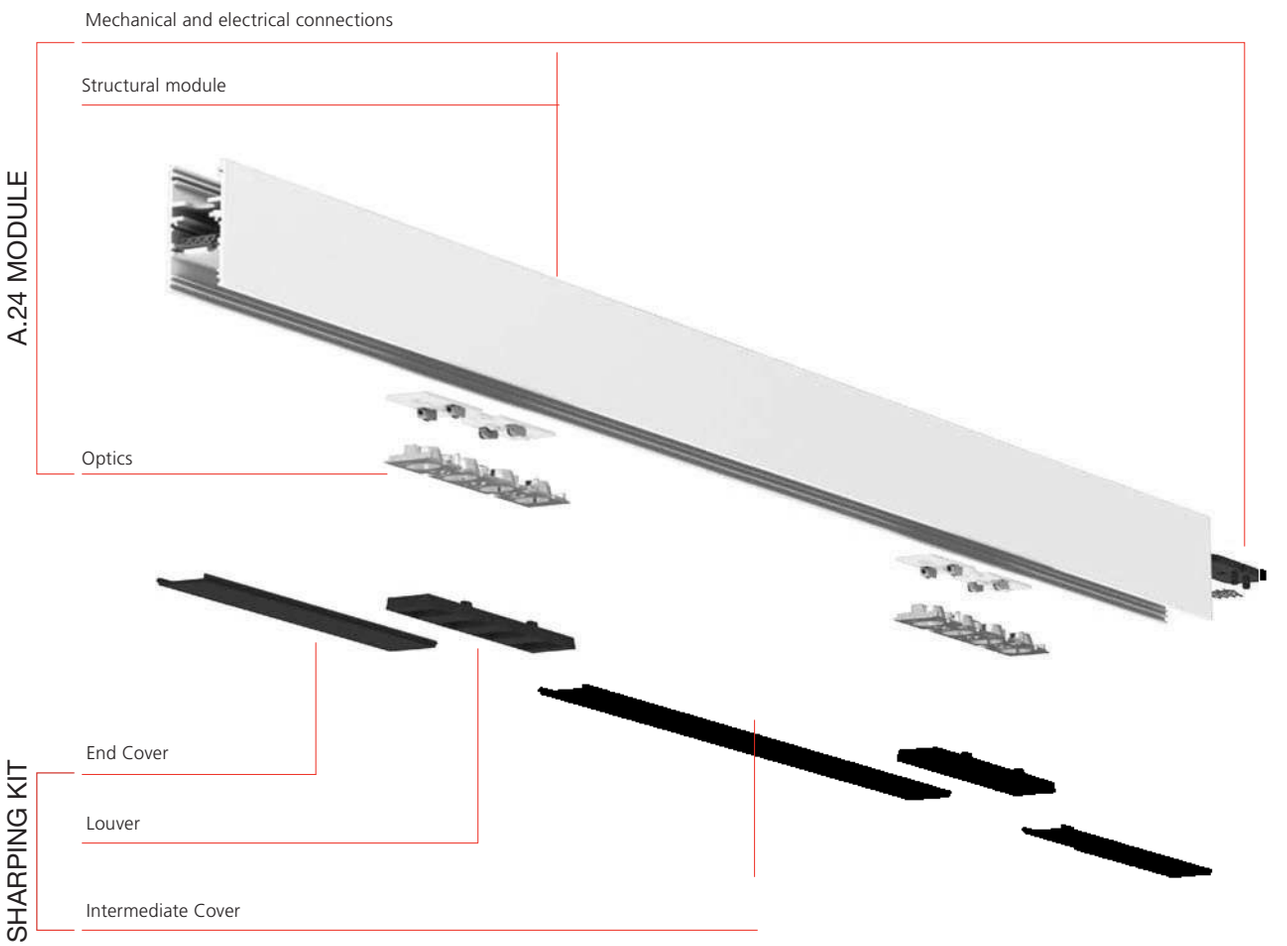



Friultex, Azzano Decimo, Italy, Project by Dado Concept SNC, Ph. Massimo Crivellari

A.24 RECESSED SHARPING EMISSION

White **01** Black **04**

F XF

*Uses 1 DALI address
** Uses 2 DALI addresses

MacAdam 2SDCM
Life L90 (20K) 118000h
CRI = 90

IP20

Formwork (aluminum)

Length	Radius	Alpha	Code
Linear 1176mm			**AQ291**00
Linear 2352 mm			**AQ292**00
90° angle on the same plane			**AQ293**00
X joint			**AQ00020**
T joint			**AQ00010**
Curved	561 mm	60°	**AQ590**00
		90°	**AQ591**00
	750 mm	45°	**AQ592**00
		90°	**AQ593**00
End caps (2pcs)			**AQ294**00



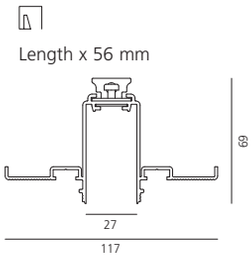

LINEAR MODULES

Length	W	Beam	Flux	CCT	Code
1176mm*	22W	F 24°	1617 lm	2700K	**AQ214.** 01/04
			1628 lm	3000K	**AQ210.** 01/04
			1742 lm	4000K	**AQ211.** 01/04
		XF 62°	1718 lm	2700K	**AQ234.** 01/04
			1731 lm	3000K	**AQ230.** 01/04
			1852 lm	4000K	**AQ231.** 01/04
2352 mm**	45W	F 24°	3233 lm	2700K	**AQ215.** 01/04
			3256 lm	3000K	**AQ212.** 01/04
			3485 lm	4000K	**AQ213.** 01/04
		XF62°	3437 lm	2700K	**AQ235.** 01/04
			3461 lm	3000K	**AQ232.** 01/04
			3704 lm	4000K	**AQ233.** 01/04



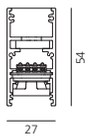

90° ANGLES

joining (not lit)

	Code
90° recessed corner (on same plane) 301x301mm	**AQ240.** 01/04



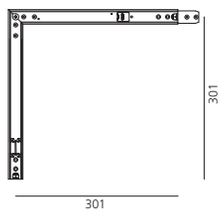

X&T JOINTS

	W	Beam	Flux	CCT	Code
X Joint	11 W	F 26°	808 lm	2700K	**AQ008.** 01/04
			808 lm	3000K	**AQ009.** 01/04
			866 lm	4000K	**AQ010.** 01/04
		XF 64°	859 lm	2700K	**AQ011.** 01/04
			859 lm	3000K	**AQ012.** 01/04
			921 lm	4000K	**AQ013.** 01/04
T Joint	11 W	F 26°	808 lm	2700K	**AQ132.** 01/04
			808 lm	3000K	**AQ133.** 01/04
			866 lm	4000K	**AQ134.** 01/04
		XF64°	859 lm	2700K	**AQ135.** 01/04
			859 lm	3000K	**AQ136.** 01/04
			921 lm	4000K	**AQ137.** 01/04





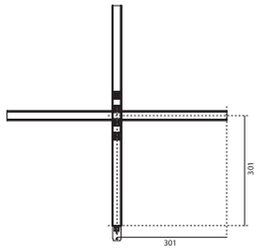

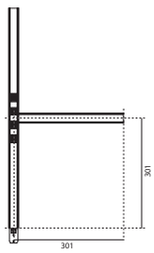

Each formwork module is provided with a mechanical joint to connect two recessed coplanar formwork modules.
Each module, angle and curved modules are provided with mechanical and electrical joints and installation accessories.
End caps have to be ordered separately.

Sharping kit (louvers and covers) has to be ordered separately.
The APP driver can not be controlled by DALI dimming system and viceversa.

CURVED MODULES

Radius	Alpha	W	Beam	Flux	CCT	Code
561 mm*	60°	11W	F 24°	808 lm	2700K	**AQ508.** 01/04
				814 lm	3000K	**AQ503.** 01/04
				873 lm	4000K	**AQ505.** 01/04
			XF 62°	859 lm	2700K	**AQ509.** 01/04
				865 lm	3000K	**AQ504.** 01/04
				928 lm	4000K	**AQ506.** 01/04
	90°	11W	F 24°	808 lm	2700K	**AQ518.** 01/04
				814 lm	3000K	**AQ513.** 01/04
				873 lm	4000K	**AQ515.** 01/04
			XF 62°	859 lm	2700K	**AQ519.** 01/04
				865 lm	3000K	**AQ514.** 01/04
				928 lm	4000K	**AQ516.** 01/04
750 mm*	45°	11W	F 24°	808 lm	2700K	**AQ528.** 01/04
				814 lm	3000K	**AQ523.** 01/04
				873 lm	4000K	**AQ525.** 01/04
			XF 62°	859 lm	2700K	**AQ529.** 01/04
				865 lm	3000K	**AQ524.** 01/04
				928 lm	4000K	**AQ526.** 01/04
	90°	22W	F 24°	1616 lm	2700K	**AQ538.** 01/04
				1628 lm	3000K	**AQ533.** 01/04
				1742 lm	4000K	**AQ535.** 01/04
			XF 62°	1718 lm	2700K	**AQ539.** 01/04
				1731 lm	3000K	**AQ534.** 01/04
				1855 lm	4000K	**AQ536.** 01/04



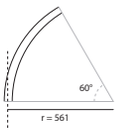



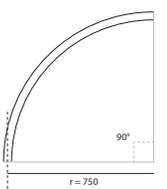



A.24 RECESSED SHARPING EMISSION

White **01** Black **04**

F XF

*Uses 1 DALI address
** Uses 2 DALI addresses

MacAdam 2SDCM
Life L90 (20K) 118000h
CRI = 90

IP20

Accessories

		Code
	**Insulating spacer** (1 pc) between modules powered by different power supplies	**AQ206.** 01/04
	**End caps** (2 pcs)	**AQ250.** 01/04
	**Transition joint** use between different typology modules (track-diffusing-sharping)	**AQ290.** 01/04

		Code
	**Louver for linear modules** **Sharping kit L=1176mm** (2 louvers - 1 intermediate cover - 2 end covers)	**AQ260.** 01/04
	Sharping kit L=2352mm (4 louvers - 3 intermediate cover - 2 end covers)	**AQ261.** 01/04
	90° angle cover (2 pcs)	**AQ262.** 01/04
	X joint (1 louver + 4 cover)	**AQ015.** 01/04
	T joint (1 louver + 3 cover)	**AQ014.** 01/04
	**Louver for curved modules** **R=561mm/R=750mm** R=561mm 60° order 1 pc 90° order 1 pc R=750mm 45° order 1 pc 90° order 2 pcs	**AQ911.** 01/04
	Flexible cover 2m	**AQ921.** 01/04
	Flexible cover 10m	**AQ920.** 01/04

Each formwork module is provided with a mechanical joint to connect two recessed coplanar formwork modules.
Each module, angle and curved modules are provided with mechanical and electrical joints and installation accessories.
End caps have to be ordered separately.

Sharping kit (louvers and covers) has to be ordered separately.
The APP driver can not be controlled by DALI dimming system and viceversa.
The white power kit is supplied with a white cable, while the black power kit is supplied with a black cable.

Power supply	Undimmable Code		Dimmable DALI / APP Code
240W Recessed power supply kit (cable length 2,2 m) 230VAC-48VDC 20 ⏚ **396x195x112H**	**AQ17801**	240W Recessed power supply kit (cable length 2,2 m) 230VAC-48VDC **IP**20 ⏚ **396x195x112H**	**AQ16801** **AQ16801APP**
 240W Power supply kit (cable length 2,2 m) 230VAC-48VDC 20 ⏚ **400x110x49H**	**AQ173.** 01/04	 240W Power supply kit (cable length 2,2 m) 230VAC-48VDC **IP**20 ⏚ **400x110x49H**	**AQ172.** 01/04 **AQ172.** 01/04 **APP**
 150W Power supply kit (cable length 2,2 m) 230VAC-48VDC 20 ⏚ **400x110x49H**	**AQ179.** 01/04	 150W Power supply kit (cable length 2,2 m) 230VAC-48VDC **IP**20 ⏚ **400x110x49H**	**AQ177.** 01/04 **AQ177.** 01/04 **APP**
 240W Bare power supply + plug 230VAC-48VDC 20 ⏚ (1 feed connector) (for dimmable version to be combined with "DALI-Selv interface")	**AQ18000**	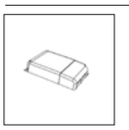 DALI to DALI-Selv Interface **103x67x21H**	**DV1061**
 150W Bare power supply + plug 230VAC-48VDC 20 ⏚ (1 feed connector) (for dimmable version to be combined with "DALI-Selv interface")	**AQ18100**	 240W Remote box power supply kit (2 feed connectors) 230VAC-48VDC **IP**20 ⏚ **313x243x57,5H**	**AQ16000** **AQ16000APP**

Power supply accessory	Code
4pcs feed connectors (for powering multiple sections with a single power kit)	**AQ90500**
Power cable, 2x0.75 + 2x0.35, mm², white, 10m (to realize customized power cables)	**AQ90600**
Power cable, 2x0.75 + 2x0.35, mm², white, 50m (to realize customized power cables)	**AQ90700**
Power cable, 2x0.75 + 2x0.35, mm², black, 10m (to realize customized power cables)	**AQ90800**
Power cable, 2x0.75 + 2x0.35, mm², black, 50m (to realize customized power cables)	**AQ90900**

A.24 SUSPENSION SHARPING EMISSION

White **01** Black **04** — Fast delivery

Brushed Silver **15** Brushed Copper **18** Brushed Bronze **20** — Delivery time on demand

F XF

*Uses 1 DALI address
** Uses 2 DALI addresses
*** Uses 3 DALI addresses

MacAdam 2SDCM
Life L90 (20K) 118000h
CRI = 90

IP20

LINEAR MODULES

Length	W	Beam	Flux	CCT	Code
1176 mm*	22W	F 24°	1617 lm	2700K	**AQ424.** 01/04 15/18/20
			1628 lm	3000K	**AQ420.** 01/04 15/18/20
			1742 lm	4000K	**AQ421.** 01/04 15/18/20
		XF 62°	1694 lm	2700K	**AQ444.** 01/04 15/18/20
			1731 lm	3000K	**AQ440.** 01/04 15/18/20
			1852 lm	4000K	**AQ441.** 01/04 15/18/20
2352 mm**	45W	F 24°	3233 lm	2700K	**AQ425.** 01/04 15/18/20
			3256 lm	3000K	**AQ422.** 01/04 15/18/20
			3485 lm	4000K	**AQ423.** 01/04 15/18/20
		XF 62°	3437 lm	2700K	**AQ445.** 01/04 15/18/20
			3461 lm	3000K	**AQ442.** 01/04 15/18/20
			3704 lm	4000K	**AQ443.** 01/04 15/18/20



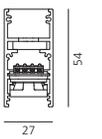

Direct + indirect emission modules

Length	W	Beam	Flux	CCT	Code
1176 mm**	22W direct 14W indirect	F 24°	1617 lm direct 1693 lm indirect	2700K	**AQ482.** 01/04 15/18/20
			1628 lm direct 1796 lm indirect	3000K	**AQ470.** 01/04 15/18/20
			1742 lm direct 1796 lm indirect	4000K	**AQ471.** 01/04 15/18/20
		XF 62°	1718 lm direct 1693 lm indirect	2700K	**AQ486.** 01/04 15/18/20
			1731 lm direct 1796 lm indirect	3000K	**AQ478.** 01/04 15/18/20
			1852 lm direct 1796 lm indirect	4000K	**AQ479.** 01/04 15/18/20
2352 mm***	45W indirect 29W indirect	F 24°	3056 lm direct 3233 lm indirect	2700K	**AQ483.** 01/04 15/18/20
			3233 lm direct 3586 lm indirect	3000K	**AQ472.** 01/04 15/18/20
			3485 lm direct 3591 lm indirect	4000K	**AQ473.** 01/04 15/18/20
		XF 62°	3437 lm direct 3386 lm indirect	2700K	**AQ487.** 01/04 15/18/20
			3461 lm direct 3591 lm indirect	3000K	**AQ480.** 01/04 15/18/20
			3704 lm direct 3591 lm indirect	4000K	**AQ481.** 01/04 15/18/20



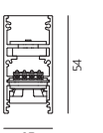

90° ANGLES

joining (not lit)	Code
90° suspension corner (on same plane) 301x301mm	**AQ450.** 01/04 15/18/20



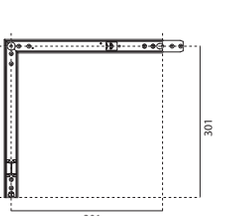

Each linear, angle and curved modules are provided with mechanical and electrical joints, and installation accessories.
1 suspension cable is also included.
End caps have to be ordered separately.
Sharping kit (louvers and covers) has to be ordered separately.

X&T JOINTS

X & T Joints

	W	Beam	Flux	CCT	Code
X Joint	11 W	F 26°	808 lm	2700K	**AQ002.** 01/04 15/18/20
			808 lm	3000K	**AQ003.** 01/04 15/18/20
			866 lm	4000K	**AQ004.** 01/04 15/18/20
		XF 64°	859 lm	2700K	**AQ005.** 01/04 15/18/20
			859 lm	3000K	**AQ006.** 01/04 15/18/20
			921 lm	4000K	**AQ007.** 01/04 15/18/20
T Joint	11 W	F 26°	808 lm	2700K	**AQ126.** 01/04 15/18/20
			808 lm	3000K	**AQ127.** 01/04 15/18/20
			866 lm	4000K	**AQ128.** 01/04 15/18/20
		XF64°	859 lm	2700K	**AQ129.** 01/04 15/18/20
			859 lm	3000K	**AQ130.** 01/04 15/18/20
			921 lm	4000K	**AQ131.** 01/04 15/18/20



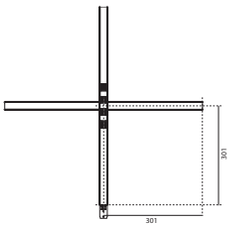



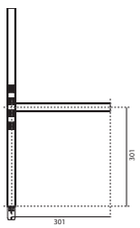

White **01** Black **04** — Fast delivery

Brushed Silver **15** Brushed Copper **18** Brushed Bronze **20** — Delivery time on demand

F XF

*Uses 1 DALI address
** Uses 2 DALI addresses
*** Uses 3 DALI addresses

MacAdam 2SDCM
Life L90 (20K) 118000h
CRI = 90

IP20

CURVED MODULES

Curved direct emission modules

Radius	Alpha	W	Beam	Flux	CCT	Code
561 mm*	60°	11W	F 24°	808 lm	2700K	**AQ708.** 01/04 15/18/20
				814 lm	3000K	**AQ703.** 01/04 15/18/20
				873 lm	4000K	**AQ705.** 01/04 15/18/20
			XF 62°	859 lm	2700K	**AQ709.** 01/04 15/18/20
				865 lm	3000K	**AQ704.** 01/04 15/18/20
				928 lm	4000K	**AQ706.** 01/04 15/18/20
	90°	11W	F 24°	808 lm	2700K	**AQ718.** 01/04 15/18/20
				814 lm	3000K	**AQ713.** 01/04 15/18/20
				873 lm	4000K	**AQ715.** 01/04 15/18/20
			XF 62°	859 lm	2700K	**AQ719.** 01/04 15/18/20
				865 lm	3000K	**AQ714.** 01/04 15/18/20
				928 lm	4000K	**AQ716.** 01/04 15/18/20
750 mm*	45°	11W	F 24°	808 lm	2700K	**AQ728.** 01/04 15/18/20
				814 lm	3000K	**AQ723.** 01/04 15/18/20
				873 lm	4000K	**AQ725.** 01/04 15/18/20
			XF 62°	859 lm	2700K	**AQ729.** 01/04 15/18/20
				865 lm	3000K	**AQ724.** 01/04 15/18/20
				928 lm	4000K	**AQ726.** 01/04 15/18/20
	90°	22W	F 24°	1617 lm	2700K	**AQ738.** 01/04 15/18/20
				1628 lm	3000K	**AQ733.** 01/04 15/18/20
				1745 lm	4000K	**AQ735.** 01/04 15/18/20
			XF 62°	1718 lm	2700K	**AQ739.** 01/04 15/18/20
				1731 lm	3000K	**AQ734.** 01/04 15/18/20
				1855 lm	4000K	**AQ736.** 01/04 15/18/20



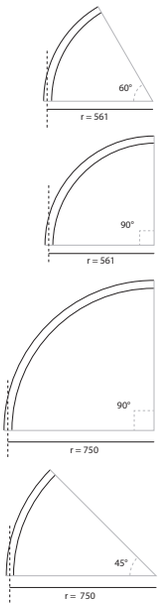

Power supply Accessory

	Code
4pcs feed connectors (for powering multiple sections with a single power kit)	**AQ90500**
Power cable, 2x0.75 + 2x0.35, mm², white, 10m (to realize customized power cables)	**AQ90600**
Power cable, 2x0.75 + 2x0.35, mm², white, 50m (to realize customized power cables)	**AQ90700**
Power cable, 2x0.75 + 2x0.35, mm², black, 10m (to realize customized power cables)	**AQ90800**
Power cable, 2x0.75 + 2x0.35, mm², black, 50m (to realize customized power cables)	**AQ90900**

Each linear, angle and curved modules are provided with mechanical and electrical joints, and installation accessories.
1 suspension cable is also included.
End caps have to be ordered separately.
Sharping kit (louvers and covers) has to be ordered separately.

The APP driver can not be controlled by DALI dimming system and viceversa.
The white power kit is supplied with a white cable, while the black power kit is supplied with a black cable.

Accessories

	Code
 Insulating spacer (1 pcs) between modules powered by different power supplies	**AQ453.** 01/04 15/18/20
 End caps (2 pcs) including 2 suspension cables 200H	**AQ451.** 01/04 15/18/20
 Transition cap track - diffusing track - sharping diffusing - sharping	**AQ494.** 01/04 15/18/20
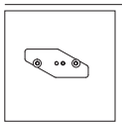 Auxiliary suspension cable (1 pcs) to be used for S-configuration	**AQ49500**

	Code
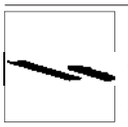 **Louver for linear modules** Sharping kit L=1176mm (2 louvers - 1 intermediate cover - 2 end covers)	**AQ260.** 01/04
Sharping kit L=2352mm (4 louvers - 3 intermediate cover - 2 end covers)	**AQ261.** 01/04
X joint (1 louver + 4 cover)	**AQ015.** 01/04
T joint (1 louver + 3 cover)	**AQ014.** 01/04
90° angle cover (2 pcs)	**AQ262.** 01/04
 **Louver for curved modules** R=561mm/R=750mm R=561mm 60° order 1 pc 90° order 1 pc R=750mm 45° order 1 pc 90° order 2 pcs	**AQ911.** 01/04
Flexible cover 2m	**AQ921.** 01/04
Flexible cover 10m	**AQ920.** 01/04

Power supply

	Undimmable Code
 240W Recessed power supply kit (cable length 2,2 m) 230VAC-48VDC **IP**20 ⏚ **396x195x112H**	**AQ174.** 01/04
 240W Power supply kit (cable length 2,2 m) 230VAC-48VDC **IP**20 ⏚ **400x110x49H**	**AQ171.** 01/04
 150W Power supply kit (cable length 2,2 m) 230VAC-48VDC **IP**20 ⏚ **400x110x49H**	**AQ176.** 01/04
 240W Bare power supply + plug **ON-OFF** 230VAC-48VDC **IP**20 ⏚ (1 feed connector) (for dimmable version to be combined with "DALI-Selv interface") **244x68x38H**	**AQ18000**
 150W Bare power supply + plug **ON-OFF** 230VAC-48VDC **IP**20 ⏚ (1 feed connector) (for dimmable version to be combined with "DALI-Selv interface") **244x68x38H**	**AQ18100**

	Dimmable DALI / APP Code
 240W Recessed power supply kit (cable length 2,2 m) 230VAC-48VDC **IP**20 ⏚ **396x195x112H**	**AQ154.** 01/04 **AQ154.** 01/04 **APP**
 240W Power supply kit (cable length 2,2 m) 230VAC-48VDC **IP**20 ⏚ **400x110x49H**	**AQ161.** 01/04 **AQ161.** 01/04 **APP**
 150W Power supply kit (cable length 2,2 m) 230VAC-48VDC **IP**20 ⏚ **400x110x49H**	**AQ175.** 01/04 **AQ175.** 01/04 **APP**
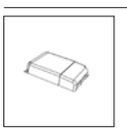 DALI to DALI-Selv Interface 103x67x21H	**DV1061**
 240W Remote box power supply kit (2 connectors) 230VAC-48VDC **IP**20 ⏚ (2 feed connectors) **313x243x57,5H**	**AQ16000** **AQ16000APP**

A.24 CEILING SHARPING EMISSION

White **01** Black **04** — Fast delivery

Brushed Silver **15** Brushed Copper **18** Brushed Bronze **20** — Delivery time on demand

F XF

*Uses 1 DALI address
** Uses 2 DALI addresses

MacAdam 2SDCM
Life L90 (20K) 118000h
CRI = 90

IP20

LINEAR MODULES

Length	W	CRI	Beam	Flux	CCT	Code
1176 mm*	22W	90	F 24°	1617 lm	2700K	**AQ324.** 01/04 15/18/20
				1628 lm	3000K	**AQ320.** 01/04 15/18/20
				1742 lm	4000K	**AQ321.** 01/04 15/18/20
			XF 62°	1718 lm	2700K	**AQ344.** 01/04 15/18/20
				1731 lm	3000K	**AQ340.** 01/04 15/18/20
				1852 lm	4000K	**AQ341.** 01/04 15/18/20
2352 mm**	45W	90	F 24°	3233 lm	2700K	**AQ325.** 01/04 15/18/20
				3256 lm	3000K	**AQ322.** 01/04 15/18/20
				3485 lm	4000K	**AQ323.** 01/04 15/18/20
			XF 62°	3437 lm	2700K	**AQ345.** 01/04 15/18/20
				3461 lm	3000K	**AQ342.** 01/04 15/18/20
				3704 lm	4000K	**AQ343.** 01/04 15/18/20



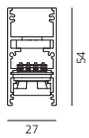

90° ANGLES

Joining (not lit)	Code
90° ceiling corner (on same plane) 301x301mm	**AQ360.** 01/04 15/18/20



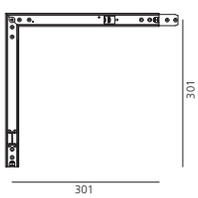

X&T JOINTS

	W	Beam	Flux	CCT	Code
X Joint	11 W	F 26°	808 lm	2700K	**AQ008.** 01/04 15/18/20
			808 lm	3000K	**AQ009.** 01/04 15/18/20
			866 lm	4000K	**AQ010.** 01/04 15/18/20
		XF 64°	859 lm	2700K	**AQ011.** 01/04 15/18/20
			859 lm	3000K	**AQ012.** 01/04 15/18/20
			921 lm	4000K	**AQ013.** 01/04 15/18/20
T Joint	11 W	F 26°	808 lm	2700K	**AQ132.** 01/04 15/18/20
			808 lm	3000K	**AQ133.** 01/04 15/18/20
			866 lm	4000K	**AQ134.** 01/04 15/18/20
		XF64°	859 lm	2700K	**AQ135.** 01/04 15/18/20
			859 lm	3000K	**AQ136.** 01/04 15/18/20
			921 lm	4000K	**AQ137.** 01/04 15/18/20



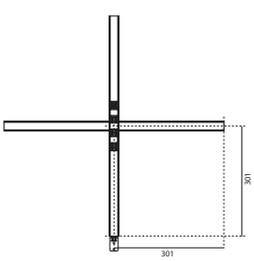



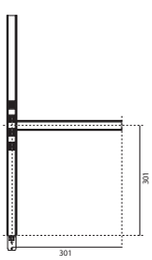

A.24 CEILING SHARPING EMISSION

Each linear, angle and curved modules are provided with mechanical and electrical joints, and installation accessories.
Bracket for fixing to ceiling is included: 1 for 1176 mm lenght - 2 for 2352 mm lenght.
End caps have to be ordered separately.

Sharping kit (louvers and covers) has to be ordered separately.

CURVED MODULES

Radius	Alpha	W	CRI	Beam	Flux	CCT	Code
561 mm*	60°	11W	90	F 24°	808 lm	2700K	**AQ608.** 01/04 15/18/20
					814 lm	3000K	**AQ603.** 01/04 15/18/20
					873 lm	4000K	**AQ605.** 01/04 15/18/20
				XF 62°	859 lm	2700K	**AQ609.** 01/04 15/18/20
					865 lm	3000K	**AQ604.** 01/04 15/18/20
					928 lm	4000K	**AQ606.** 01/04 15/18/20
	90°	11W	90	F 24°	808 lm	2700K	**AQ618.** 01/04 15/18/20
					814 lm	3000K	**AQ613.** 01/04 15/18/20
					873 lm	4000K	**AQ615.** 01/04 15/18/20
				XF 62°	859 lm	2700K	**AQ619.** 01/04 15/18/20
					865 lm	3000K	**AQ614.** 01/04 15/18/20
					928 lm	4000K	**AQ616.** 01/04 15/18/20
750 mm*	45°	11W	90	F 24°	808 lm	2700K	**AQ628.** 01/04 15/18/20
					814 lm	3000K	**AQ623.** 01/04 15/18/20
					873 lm	4000K	**AQ625.** 01/04 15/18/20
				XF 62°	859 lm	2700K	**AQ629.** 01/04 15/18/20
					865 lm	3000K	**AQ624.** 01/04 15/18/20
					928 lm	4000K	**AQ626.** 01/04 15/18/20
	90°	22W	90	F 24°	1617 lm	2700K	**AQ638.** 01/04 15/18/20
					1628 lm	3000K	**AQ633.** 01/04 15/18/20
					1745 lm	4000K	**AQ635.** 01/04 15/18/20
				XF 62°	1718 lm	2700K	**AQ639.** 01/04 15/18/20
					1731 lm	3000K	**AQ634.** 01/04 15/18/20
					1855 lm	4000K	**AQ636.** 01/04 15/18/20



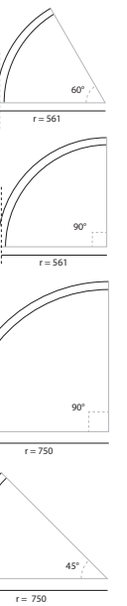

Each linear, angle and curved modules are provided with mechanical and electrical joints, and installation accessories.
Bracket for fixing to ceiling is included: 1 for 1176 mm lenght - 2 for 2352 mm lenght.
End caps have to be ordered separately.

Sharping kit (louvers and covers) has to be ordered separately.
The APP driver can not be controlled by DALI dimming system and viceversa.
The white power kit is supplied with a white cable, while the black power kit is supplied with a black cable.

Accessories

	Code
 Insulating spacer (1 pcs) between modules powered by differents power supply	**AQ352.** 01/04 15/18/20
 End caps (2 pcs)	**AQ350.** 01/04 15/18/20
 Cap for cable passage (1 pcs)	**AQ353.** 01/04 15/18/20
 Transition cap track - diffusing track- sharping diffusing - sharping	**AQ394.** 01/04 15/18/20

	Code
 **Louver for linear modules** Sharping kit L=1176mm (2 louvers - 1 intermediate cover - 2 end covers)	**AQ260.** 01/04
Sharping kit L=2352mm (4 louvers - 3 intermediate cover - 2 end covers)	**AQ261.** 01/04
X joint (1 louver + 4 cover)	**AQ015.** 01/04
T joint (1 louver + 3 cover)	**AQ014.** 01/04
90° angle cover (2 pcs)	**AQ262.** 01/04
 **Louver for curved modules** R=561mm/R=750mm R=561mm 60° order 1 pc 90° order 1 pc R=750mm 45° order 1 pc 90° order 2 pcs	**AQ911.** 01/04
Flexible cover 2m	**AQ921.** 01/04
Flexible cover 10m	**AQ920.** 01/04

Power supply

	Undimmable Code	Dimmable DALI / APP Code
 240W Recessed power supply kit (cable length 2,2 m) 230VAC-48VDC **IP**20 ⏚ 396x195x112H	**AQ17801**	**AQ16801** **AQ16801APP**
 240W Power supply kit (cable length 2,2 m) 230VAC-48VDC 240W **IP**20 ⏚ 400x110x49H	**AQ173.** 01/04	**AQ172.** 01/04 **AQ172.** 01/04 **APP**
 150W Power supply kit (cable length 2,2 m) 230VAC-48VDC 240W **IP**20 ⏚ 400x110x49H	**AQ179.** 01/04	**AQ177.** 01/04 **AQ177.** 01/04 **APP**
 240W Bare power supply + plug **ON-OFF** 230VAC-48VDC **IP**20 ⏚ (1 feed connector) (for dimmable version to be combined with "DALI-Selv interface") **244x68x38H**	**AQ18000**	
 150W Bare power supply + plug **ON-OFF** 230VAC-48VDC **IP**20 ⏚ (1 feed connector) (for dimmable version to be combined with "DALI-Selv interface") **244x68x38H**	**AQ18100**	

	Dimmable DALI / APP Code
 240W Recessed power supply kit (cable length 2,2 m) 230VAC-48VDC **IP**20 ⏚ 396x195x112H	**AQ16801** **AQ16801APP**
 240W Power supply kit (cable length 2,2 m) 230VAC-48VDC **IP**20 ⏚ 400x110x49H	**AQ172.** 01/04 **AQ172.** 01/04 **APP**
 150W Power supply kit (cable length 2,2 m) 230VAC-48VDC **IP**20 ⏚ 400x110x49H	**AQ177.** 01/04 **AQ177.** 01/04 **APP**
 DALI to DALI-Selv Interface 103x67x21H	**DV1061**
 240W Remote box power supply kit (2 feed connectors) 230VAC-48VDC **IP**20 ⏚ **313x243x57,5H**	**AQ16000** **AQ16000APP**

Power supply accessory

	Code
4pcs feed connectors (for powering multiple sections with a single power kit)	**AQ90500**
Power cable, 2x0.75 + 2x0.35, mm², white, 10m (to realize customized power cables)	**AQ90600**
Power cable, 2x0.75 + 2x0.35, mm², white, 50m (to realize customized power cables)	**AQ90700**
Power cable, 2x0.75 + 2x0.35, mm², black, 10m (to realize customized power cables)	**AQ90800**
Power cable, 2x0.75 + 2x0.35, mm², black, 50m (to realize customized power cables)	**AQ90900**





Giuntini Headquarters, Peccioli (PI),Italy, Project by and studio architects, Ph. Piero Savorelli





A.24 circular stand-alone





A.24 STAND-ALONE CIRCULAR - DIFFUSED EMISSION

White **01** Black **04**
Fast delivery

Brushed Silver **15** Brushed Copper **18** Brushed Bronze **20**
Delivery time on demand

220/240Vac 50/60Hz electronic ballast included.
Flux for linear modules referes to white body + standard diffused.
For curved modules refers to white body + flexible diffused.

MacAdam 2SDCM
Lifetime L70 (9K) 50000
*MacAdam 3SDCM
Lifetime L70 (17K) 102000
3000K - 4000K CRI = 90
2700K CRI = 80

IP20

Uses 1 DALI addresses.

RECESSED

Ø	W	Flux	CCT	Code	APP Code
1122 mm	95W	8082 lm	2700K	**AQ54401**	**AQ54401APP**
	88W	9044 lm	3000K*	**AQ54001**	**AQ54001APP**
	88W	9044 lm	4000K	**AQ54101**	**AQ54101APP**
1500 mm	132W	10776 lm	2700K	**AQ55401**	**AQ55401APP**
	118W	12058 lm	3000K*	**AQ55001**	**AQ55001APP**
	118W	12058 lm	4000K	**AQ55101**	**AQ55101APP**

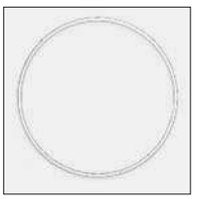

Formwork (aluminum) included

SUSPENSION

Ø	W	Flux	CCT	Code	APP Code
1122 mm	95W	8082 lm	2700K	**AQ744.** 01/04 15/18/20	**AQ744.** 01/04 15/18/20 **APP**
	88W	9044 lm	3000K*	**AQ740.** 01/04 15/18/20	**AQ740.** 01/04 15/18/20 **APP**
	88W	9044 lm	4000K	**AQ741.** 01/04 15/18/20	**AQ741.** 01/04 15/18/20 **APP**
1500 mm	132W	10776 lm	2700K	**AQ754.** 01/04 15/18/20	**AQ754.** 01/04 15/18/20 **APP**
	118W	12058 lm	3000K*	**AQ750.** 01/04 15/18/20	**AQ750.** 01/04 15/18/20 **APP**
	118W	12058 lm	4000K	**AQ751.** 01/04 15/18/20	**AQ751.** 01/04 15/18/20 **APP**

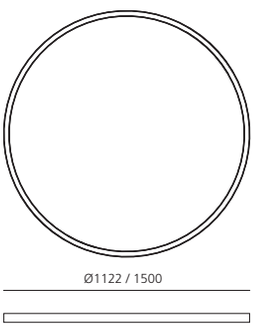

Cable length for suspension version
For Dali L 2100 mm
For APP L 1750 mm

Power supply kit color specifications
DALI version: White body + white ceiling rose + white cable. Silver/copper/bronze/black body + black ceiling rose + black cable.
APP version: White body + white ceiling rose + transparent cable. Silver/copper/bronze/black body + black ceiling rose + transparent cable.

CEILING

Ø	W	Flux	CCT	Dimmable DALI Code	APP Code
1122 mm	95W	8082 lm	2700K	**AQ644.** 01/04 15/18/20	**AQ644.** 01/04 15/18/20 **APP**
	88W	9044 lm	3000K*	**AQ640.** 01/04 15/18/20	**AQ640.** 01/04 15/18/20 **APP**
	88W	9044 lm	4000K	**AQ641.** 01/04 15/18/20	**AQ641.** 01/04 15/18/20 **APP**
1550 mm	132W	10776 lm	2700K	**AQ654.** 01/04 15/18/20	**AQ654.** 01/04 15/18/20 **APP**
	118W	12058 lm	3000K*	**AQ650.** 01/04 15/18/20	**AQ650.** 01/04 15/18/20 **APP**
	118W	12058 lm	4000K	**AQ651.** 01/04 15/18/20	**AQ651.** 01/04 15/18/20 **APP**

Accessories	Code
Trimless frame to be used for recessing the power kit	
For suspension Stand-alone Ø 1122 and Ø 1500	**AQ94000**
For ceiling Stand-alone Ø 1122 and Ø 1500	**AQ94200**

A.24 STAND-ALONE CIRCULAR - DIFFUSED EMISSION
FLEXIBLE OPAL DIFFUSER SCREEN

	Emission	White body + flexible diffuser cod. AQ90...	Black body + flexible diffuser cod. AQ90...
Ø 1122 mm			
2700K	Direct	8082 lm	6375 lm
3000K	Direct	9044 lm	7101 lm
4000K	Direct	9044 lm	7101 lm
Ø 1500 mm			
2700K	Direct	10776 lm	8499 lm
3000K	Direct	12058 lm	9468 lm
4000K	Direct	12058 lm	9468 lm

Flux for Silver body is the same of White body.
Flux for Copper and Bronze body is the same of Black body.



Molteni Showroom, Aversa, Italy

A.24 STAND-ALONE CIRCULAR - SHARPING EMISSION

White **01** Black **04**
Fast delivery

Brushed Silver **15** Brushed Copper **18** Brushed Bronze **20**
Delivery time on demand

WF

220/240Vac 50/60Hz electronic ballast included.
Sharping kit has to be ordered separately.
*Uses 1 DALI address
** Uses 2 DALI addresses

MacAdam 2SDCM
Lifetime L90 (20K) 118000
CRI = 90

IP20

RECESSED

Direct emission					Dimmable DALI	APP
Ø	W	Beam	Flux	CCT	Code	Code
1122 mm*	42W	F 24°	3056 lm	2700K	**AQ545.** 01/04	**AQ545.** 01/04 **APP**
			3256 lm	3000K	**AQ542.** 01/04	**AQ542.** 01/04 **APP**
			3485 lm	4000K	**AQ543.** 01/04	**AQ543.** 01/04 **APP**
1500 mm**	83W	F 24°	6112 lm	2700K	**AQ555.** 01/04	**AQ555.** 01/04 **APP**
			6512 lm	3000K	**AQ552.** 01/04	**AQ552.** 01/04 **APP**
			6969 lm	4000K	**AQ553.** 01/04	**AQ553.** 01/04 **APP**



Formwork (aluminum) included

SUSPENSION

Direct emission					Dimmable DALI	APP
Ø	W	Beam	Flux	CCT	Code	Code
1122 mm*	42W	F 24°	3056 lm	2700K	**AQ745.** 01/04 15/18/20	**AQ745.** 01/04 15/18/20 **APP**
			3256 lm	3000K	**AQ742.** 01/04 15/18/20	**AQ742.** 01/04 15/18/20 **APP**
			3485 lm	4000K	**AQ743.** 01/04 15/18/20	**AQ743.** 01/04 15/18/20 **APP**
1500 mm**	83W	F 24°	6112 lm	2700K	**AQ755.** 01/04 15/18/20	**AQ755.** 01/04 15/18/20 **APP**
			6512 lm	3000K	**AQ752.** 01/04 15/18/20	**AQ752.** 01/04 15/18/20 **APP**
			6969 lm	4000K	**AQ753.** 01/04 15/18/20	**AQ753.** 01/04 15/18/20 **APP**

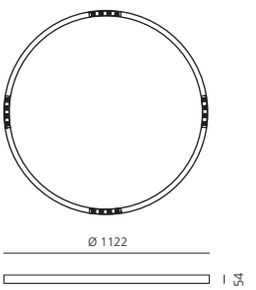

Cable length for suspension version
for Dali L 2100 mm
for APP L 1750 mm

Power supply kit color specifications
DALI version: White body + white ceiling rose + white cable. Silver/copper/bronze/black body + black ceiling rose + black cable.
APP version: White body + white ceiling rose + transparent cable. Silver/copper/bronze/black body + black ceiling rose + transparent cable.

CEILING

Direct emission					Dimmable DALI	APP
Ø	W	Beam	Flux	CCT	Code	Code
1122 mm*	42W	F 24°	3056 lm	2700K	**AQ645.** 01/04 15/18/20	**AQ645.** 01/04 15/18/20 **APP**
			3256 lm	3000K	**AQ642.** 01/04 15/18/20	**AQ642.** 01/04 15/18/20 **APP**
			3485 lm	4000K	**AQ643.** 01/04 15/18/20	**AQ643.** 01/04 15/18/20 **APP**
1500 mm**	83W	F 24°	6112 lm	2700K	**AQ655.** 01/04 15/18/20	**AQ655.** 01/04 15/18/20 **APP**
			6512 lm	3000K	**AQ652.** 01/04 15/18/20	**AQ652.** 01/04 15/18/20 **APP**
			6969 lm	4000K	**AQ653.** 01/04 15/18/20	**AQ653.** 01/04 15/18/20 **APP**

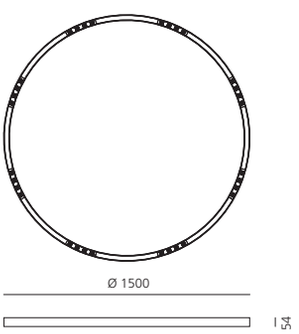

Sharping accessories	Code
Sharping kit R=561mm (4 louvers - 4 covers)	**AQ930.** 01/04
Sharping kit R=750mm (8 louvers - 8 covers)	**AQ931.** 01/04



Accessories	Code
Trimless frame to be used for recessing the power kit	
For suspension Stand-alone Ø 1122 and Ø 1500	**AQ94000**
For ceiling Stand-alone Ø 1122 and Ø 1500	**AQ94200**



Friultex, Azzano Decimo, Italy, Project by Dado Concept SNC, Ph. Massimo Crivellari





A.24
wall

A.24 WALL

White 01 Black 04 — Fast delivery

Brushed Silver 15 Brushed Copper 18 Brushed Bronze 20 — Delivery time on demand

WF

220/240Vac 50/60Hz electronic ballast included

MacAdam 3SDCM
Life L70 (17K) 102000h

IP20

Direct and indirect emission

Length	W	CRI	Flux	CCT	Code
300 mm	15 W	90	1300 lm	2700K	**BK010.** 01/04 15/18/20
			1380 lm	3000K	**BK020.** 01/04 15/18/20



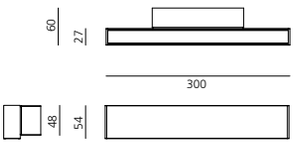

Direct and indirect emission

Length	W	CRI	Flux	CCT	Code
600 mm	30 W	90	2601 lm	2700K	**BK110.** 01/04 15/18/20
			2759 lm	3000K	**BK120.** 01/04 15/18/20





Direct and indirect emission

Length	W	CRI	Flux	CCT	Code
900 mm	45 W	90	3901 lm	2700K	**BK210.** 01/04 15/18/20
			4139lm	3000K	**BK220.** 01/04 15/18/20











ARTEMIDE
APP
on request

Romo Fabrics, Nottinghamshire, UK, Ph. Atomic Interiors & Shot in the dark

A.39

Carlotta de Bevilacqua
2017

LAMP CONCEPT

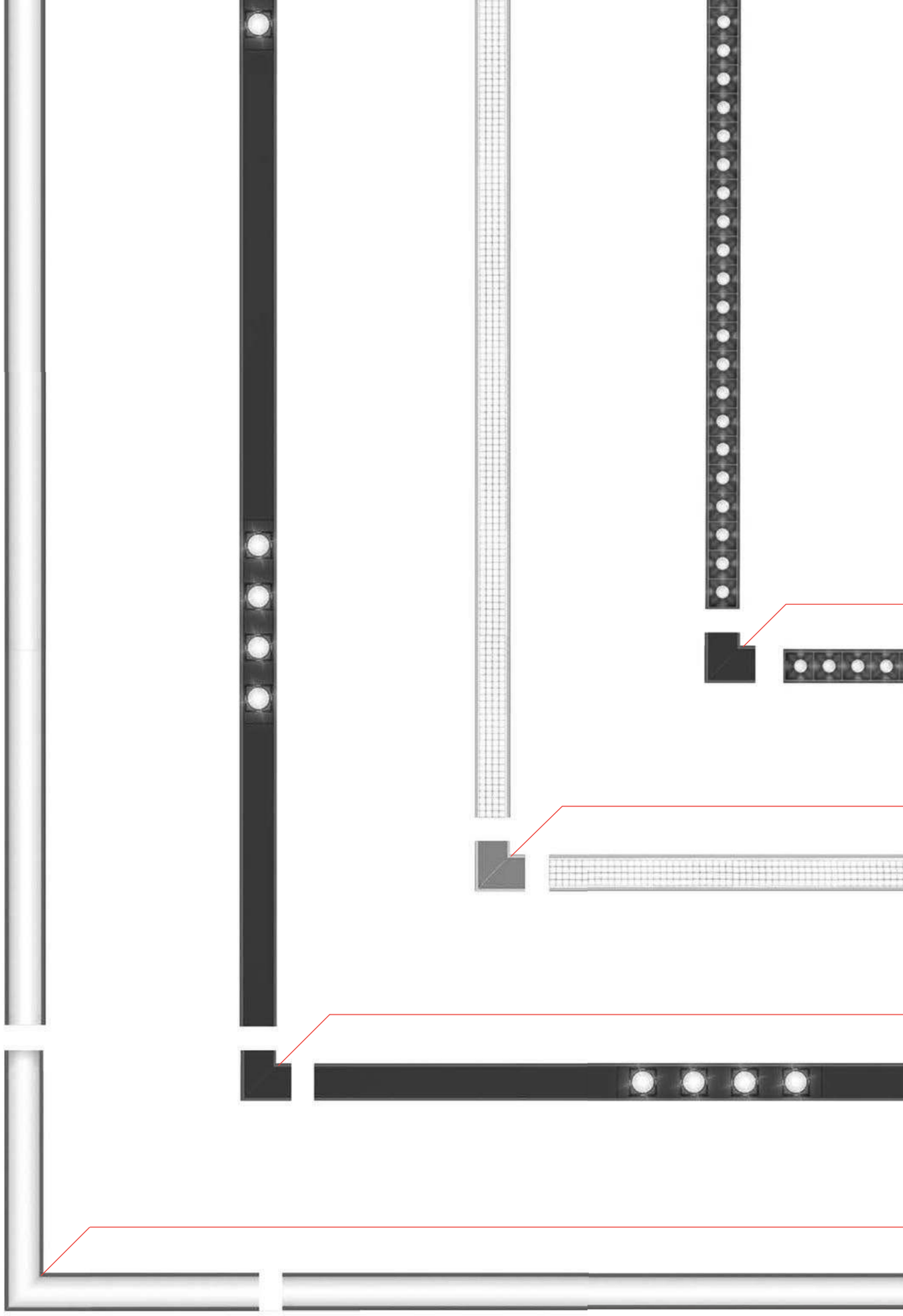

A.39 system light technology



90° ANGLE
75 x 75 mm

MICROREFRACTIVE EMISSION
1184 - 1480 - 2368 - 2960 mm



90° ANGLE
75 x 75 mm

REFRACTIVE EMISSION
1184 - 1480 - 2368 - 2960 mm



90° ANGLE
75 x 75 mm

CONTROLLED EMISSION
1184 - 1480 - 1776 - 2368 - 2960 mm



90° ANGLE
75 x 75 mm

SHARPING EMISSION
1184 - 2368 mm



90° ANGLE
303 x 303 mm

DIFFUSED EMISSION
1184 - 1480 - 1776 - 2368 - 2960 mm

A.39 system colors & technology

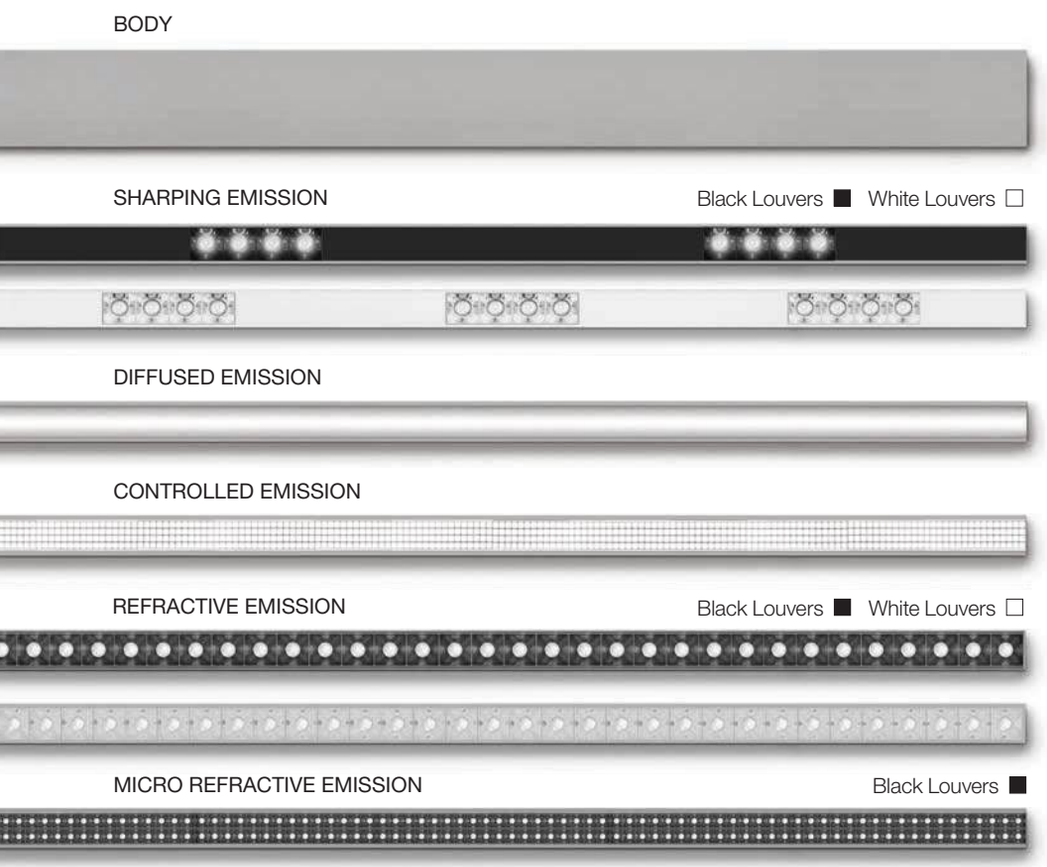

White

BODY

Black Louvers ■ White Louvers □

SHARPING EMISSION



DIFFUSED EMISSION



CONTROLLED EMISSION



Black Louvers ■ White Louvers □

REFRACTIVE EMISSION



Black Louvers ■ White Louvers □

MICRO REFRACTIVE EMISSION



Black

BODY



Black Louvers ■ White Louvers □

SHARPING EMISSION



DIFFUSED EMISSION



CONTROLLED EMISSION



Black Louvers ■ White Louvers □

REFRACTIVE EMISSION



Black Louvers ■ White Louvers □

MICRO REFRACTIVE EMISSION





KPMG Office, Rome, Italy. Project by CMR Project, Ph. Andrea Mariadonna

Buntweberei, Eislingen, Germany, Ph. Linus Lintner

A.39
space fittings

RECESSED
WITH TRIM

RECESSED
TRIMLESS

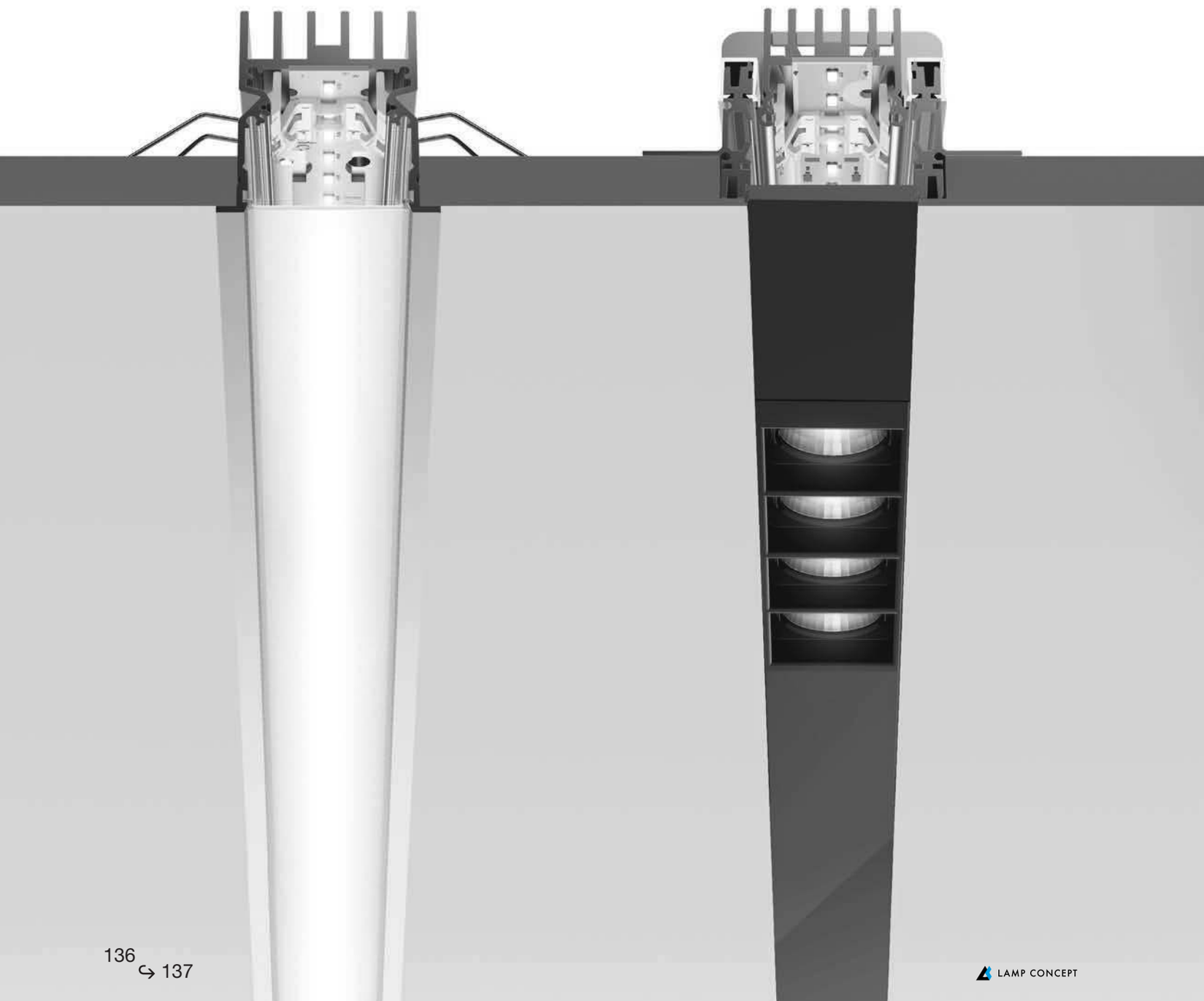

CEILING

SUSPENSION

SUSPENSION WITH
INDIRECT EMISSION

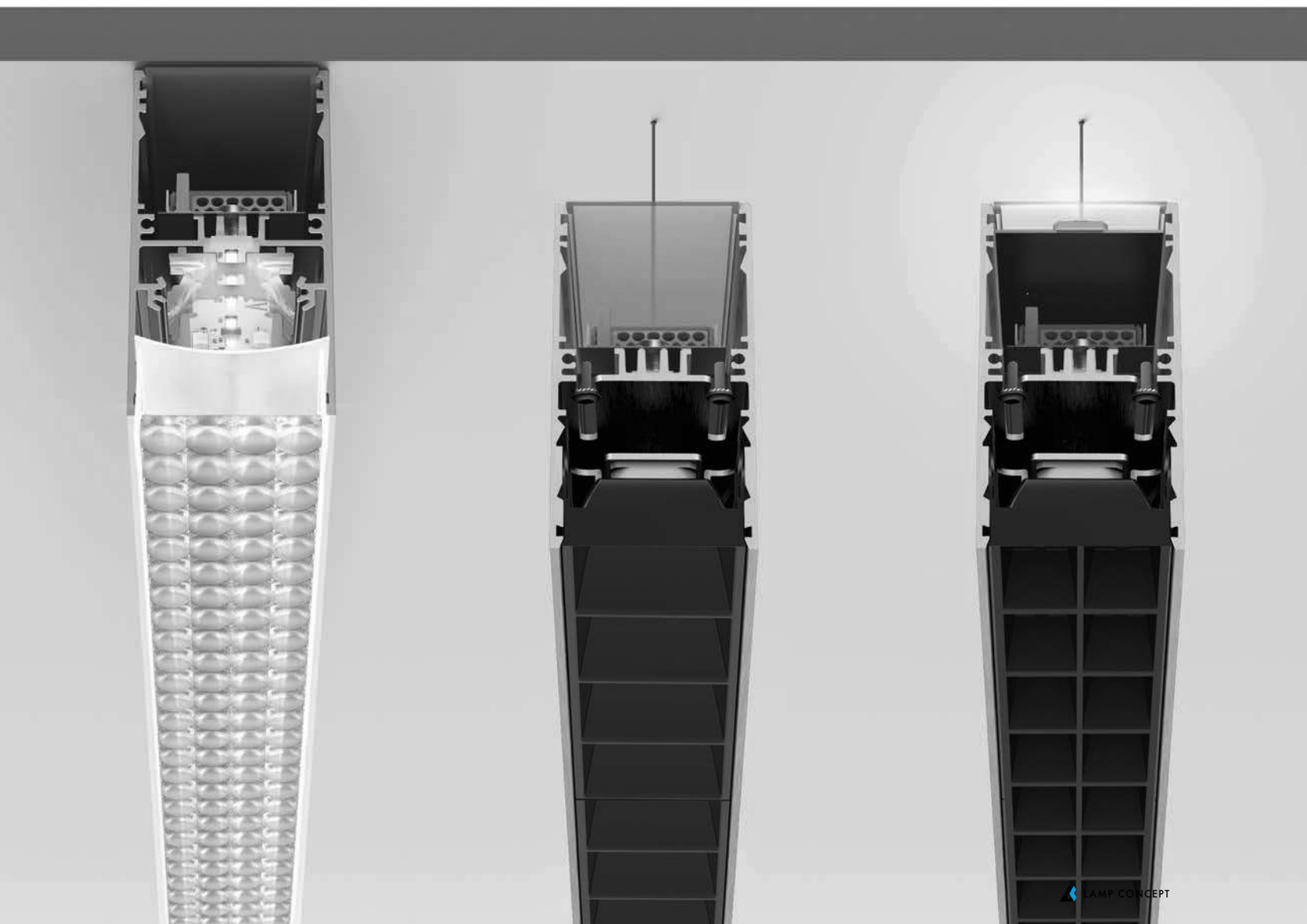

A.39 diffused

“All in one” construction

A seamless and uniform brightness with no visible junctions thanks to a continuous roll diffuser

Continuous roll diffuser up to 50 m

Comfortable light emission



A.39 Diffused is also PURE INTEGRALIS (see pag. 856)







Progetto CMR Offices, Milan, Italy, Ph. Andrea Martiradonna

TRIMLESS



A.39 diffused recessed components

TRIM





Opaline diffuser available in several preconfigurated lengths
(1184, 2368, 2960 mm) or in roll (10, 25, 50 m)

Metal cover
Kit end cap

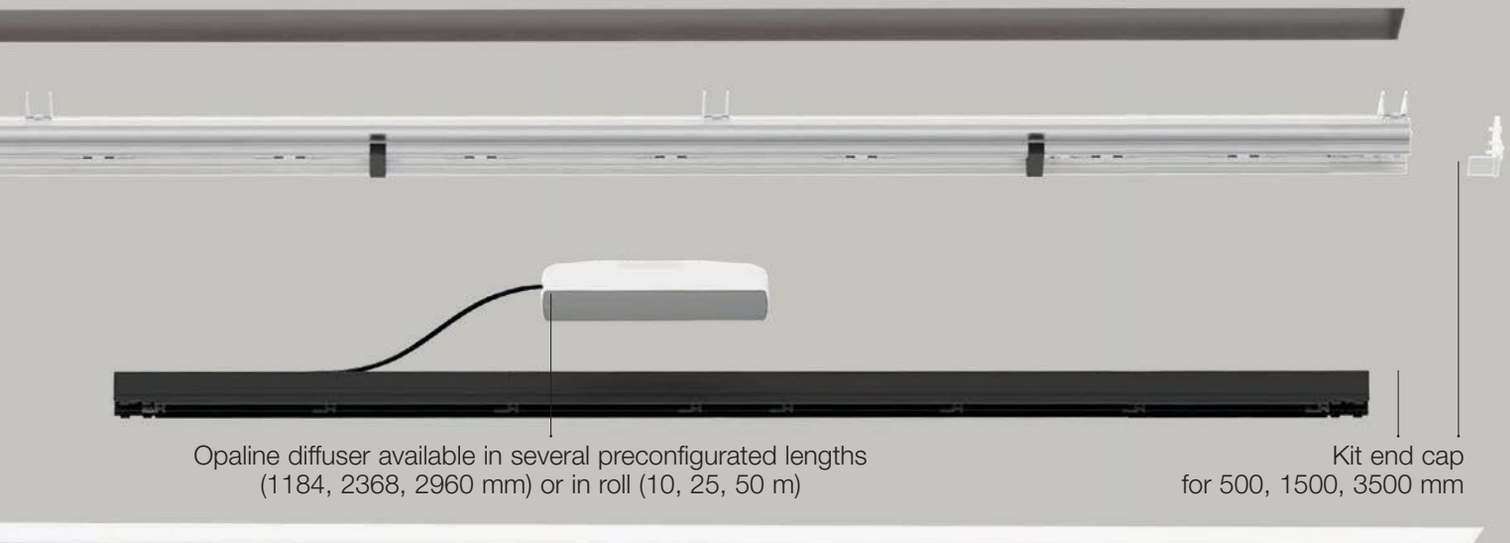

Opaline diffuser available in several preconfigurated lengths
(1184, 2368, 2960 mm) or in roll (10, 25, 50 m)

Kit end cap
for 500, 1500, 3500 mm

CEILING

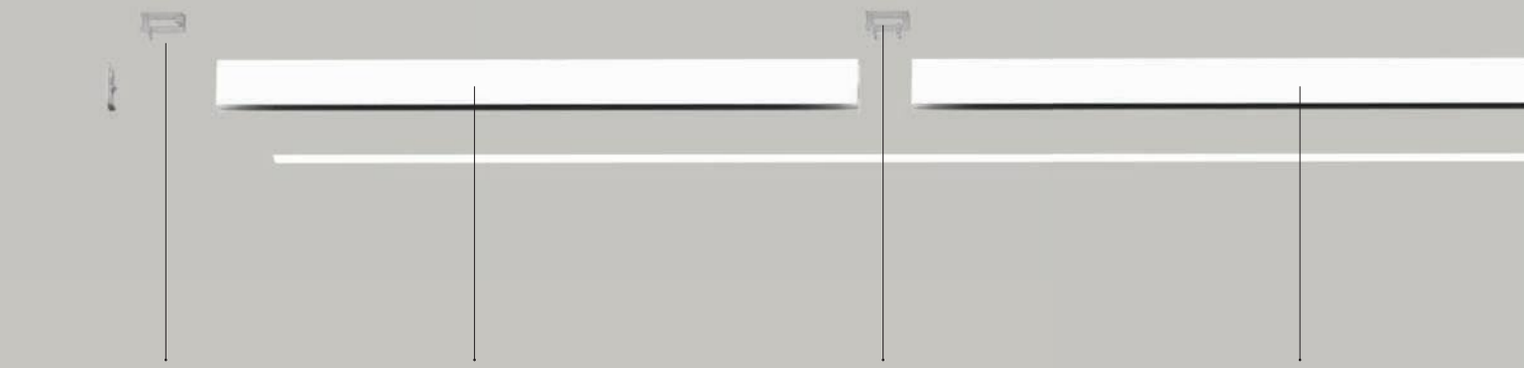

End ceiling bracket

Lighting fixture with different lengths

Bracket to be attached to the ceiling

Integrated driver

A.39 diffused ceiling, suspension components

SUSPENSION

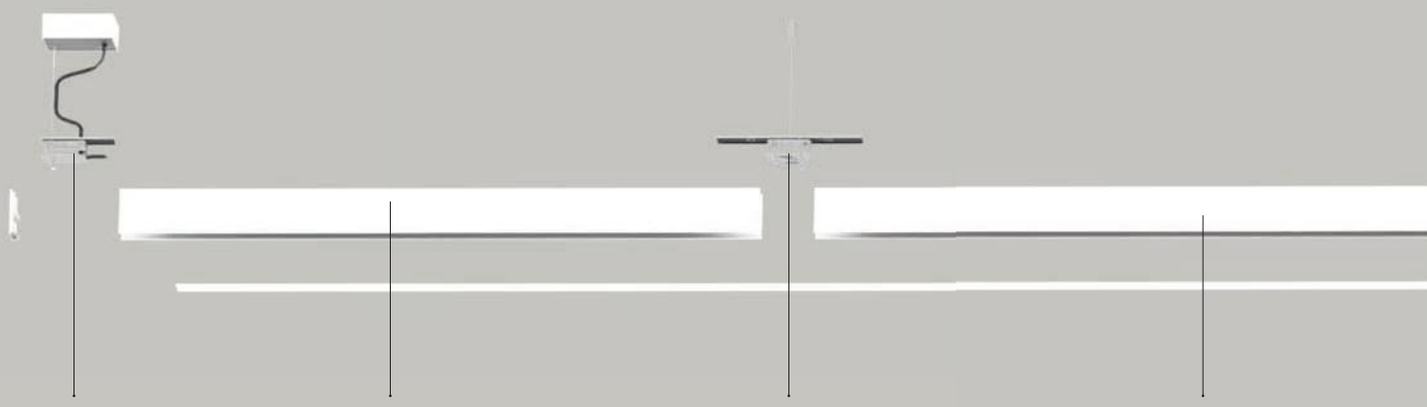

Canopy

Lighting fixture with different lengths

Mechanical joint including 1 suspension cable

Integrated driver

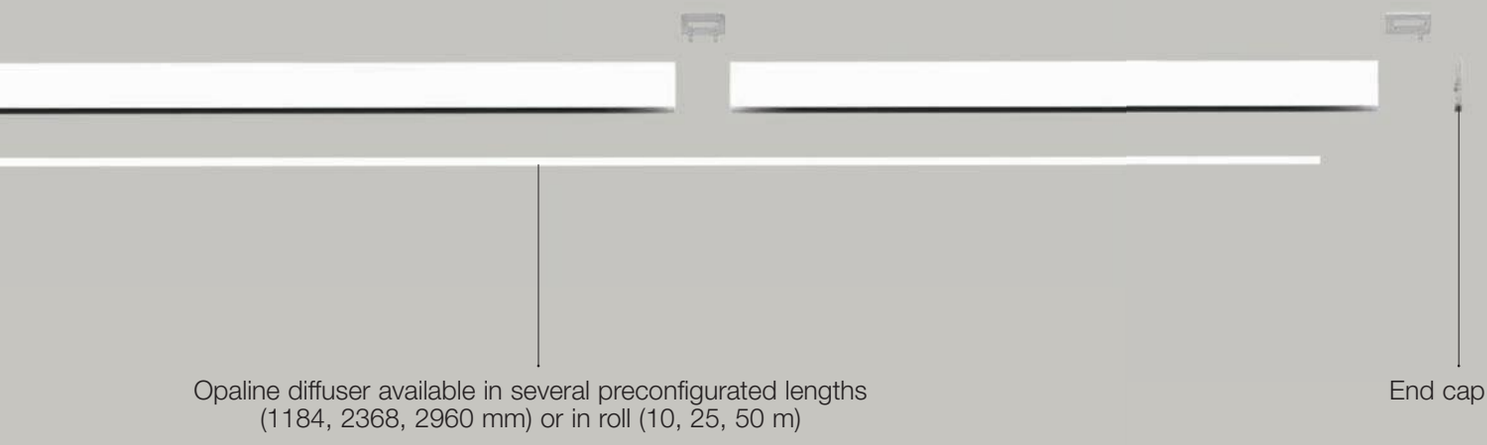

Opaline diffuser available in several preconfigurated lengths
(1184, 2368, 2960 mm) or in roll (10, 25, 50 m)

End cap

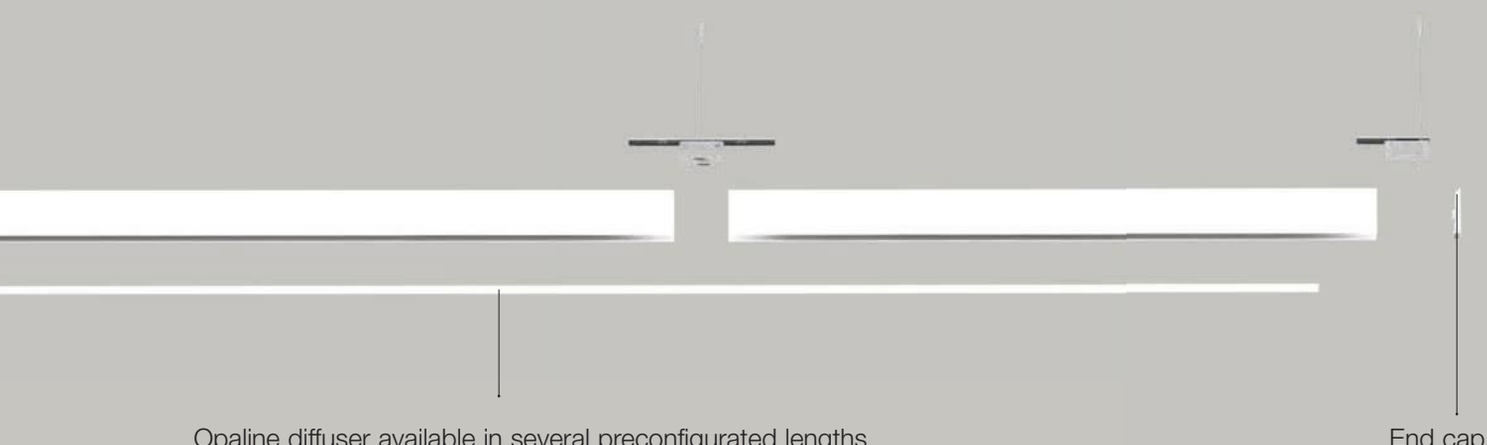

Opaline diffuser available in several preconfigurated lengths
(1184, 2368, 2960 mm) or in roll (10, 25, 50 m)

End cap

A.39 diffused system modules



TRIM - TRIMLESS



Metal cover, with the same color of the body, magnetically fixed at the end of the lighting fixture.

This cap covers the empty space cut in the ceiling necessary for the thermal adjustment of the body and the diffuser

Light losses free

Thermal expansion of the diffuser below the metal cap

CEILING

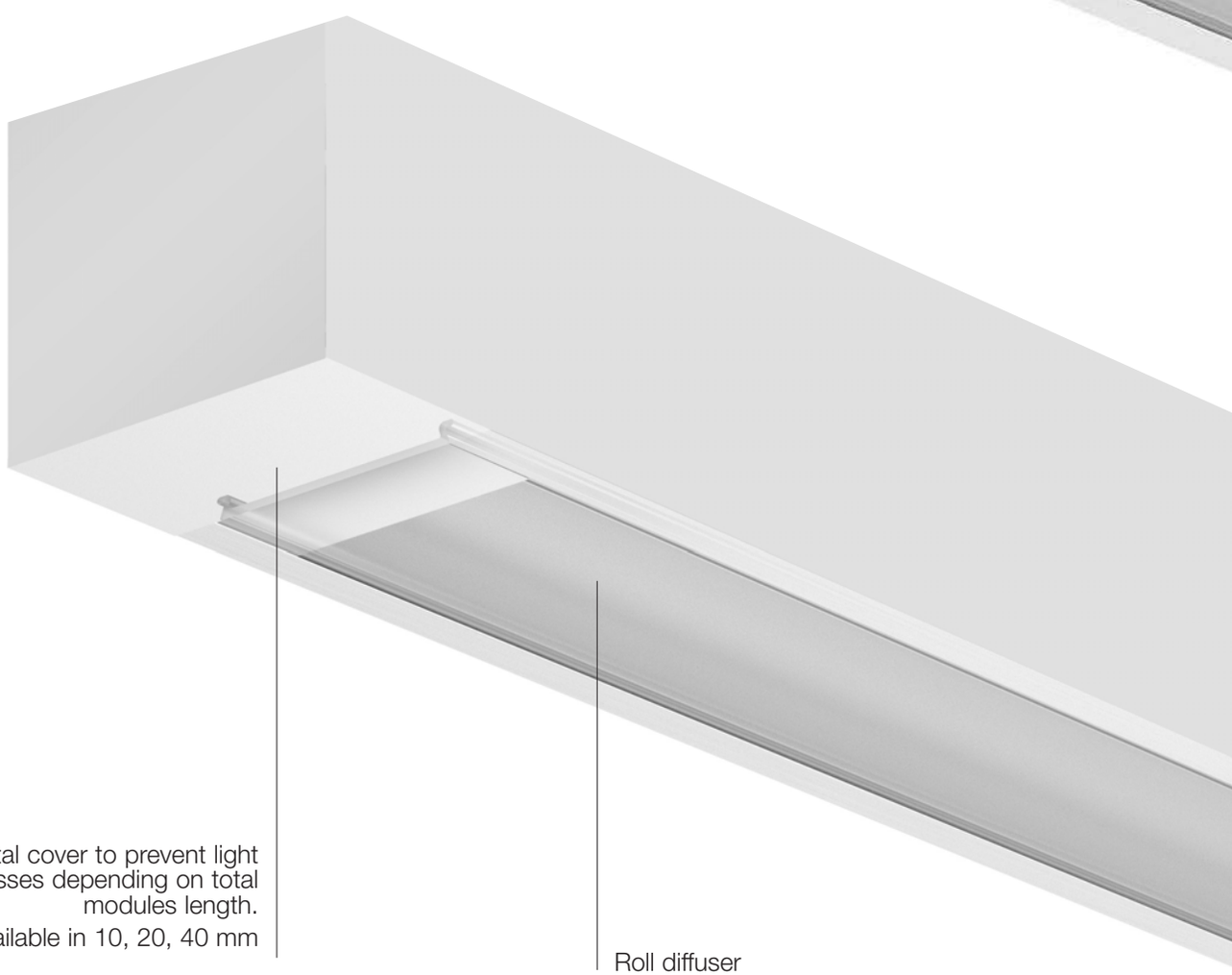

Metal cover to prevent light losses depending on total modules length.

Available in 10, 20, 40 mm

Roll diffuser

A.39 DIFFUSED EMISSION - RECESSED TRIMLESS

Opal diffuser supplied separately APP interface supplied separately.
The APP driver can not be controlled by DALI dimming system and viceversa.

MacAdam 3SDCM
Life L70 (17k) 102000h
CRI = 90
* Driver uses 1 DALI address

IP20

Formwork (aluminum)

	Length	Code
Trimless module frame kit	1488 mm	**AT040**00
	2368 mm	**AT042**00
	4736 mm	**AT041**00
Trimless module frame cap (2 pcs)		**AT093**00
End cap (2 pcs)		**AT093**01
90° trimless frame kit L=303x303		**AT304**00

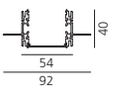



Element Trimless

Length	W	Flux	CCT	Undimmable Code	Dimmable DALI* Code
1184 mm	33W	2086 lm	3000K	**AT001**00	**AT000**00
			4000K	**AT003**00	**AT002**00
1482 mm	41W	2607 lm	3000K	**AT005**00	**AT004**00
			4000K	**AT007**00	**AT006**00
1776 mm	49W	3129 lm	3000K	**AT021**00	**AT020**00
			4000K	**AT023**00	**AT022**00
2368 mm	63W	4172 lm	3000K	**AT011**00	**AT010**00
			4000K	**AT013**00	**AT012**00
2960 mm	81W	5215 lm	3000K	**AT015**00	**AT014**00
			4000K	**AT017**00	**AT016**00





Angle elements

	W	Flux	CCT	Undimmable Code	Dimmable DALI* Code
90° trimless recessed corner (on same plane) 303x303mm	17W	1043 lm	3000K	**AT305**00	**AT306**00
			4000K	**AT307**00	**AT308**00

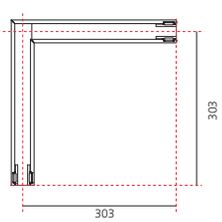

Opal diffuser in polycarbonate (recessed)

Length	Code
1184 mm	**AT101**00
2368 mm	**AT102**00
2960 mm	**AT103**00
10000 mm roll	**AT100**00
25000 mm roll	**AT108**00
50000 mm roll	**AT109**00

APP Interface

	APP Code
BLL interface for APP with antenna Up to 40 addresses	**DV1054APP**

A.39 DIFFUSED EMISSION - RECESSED TRIM

White **01** | Black **04** | Silver **05**

Opal diffuser supplied separately APP interface supplied separately.
The APP driver can not be controlled by DALI dimming system and viceversa.

MacAdam 3SDCM
Life L70 (17k) 102000h
CRI = 90
* Driver uses 1 DALI address

IP20

Trim				Undimmable	Dimmable DALI*
Length	W	Flux[1]	CCT	Code	Code
1184 mm	21W	2353 lm	3000K	**AT051.** 01/04/05	**AT050.** 01/04/05
			4000K	**AT053.** 01/04/05	**AT052.** 01/04/05
1482 mm	25W	2914 lm	3000K	**AT055.** 01/04/05	**AT054.** 01/04/05
			4000K	**AT057.** 01/04/05	**AT056.** 01/04/05
1776 mm	32W	3584 lm	3000K	**AT065.** 01/04/05	**AT064.** 01/04/05
			4000K	**AT068.** 01/04/05	**AT066.** 01/04/05
2368 mm	40W	4706 lm	3000K	**AT061.** 01/04/05	**AT060.** 01/04/05
			4000K	**AT063.** 01/04/05	**AT062.** 01/04/05
2960 mm	49W	5828 lm	3000K	**AT070.** 01/04/05	**AT069.** 01/04/05
			4000K	**AT072.** 01/04/05	**AT071.** 01/04/05

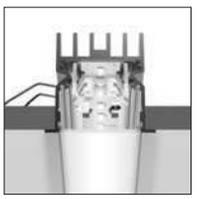

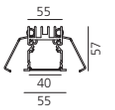

Angle elements				Undimmable	Dimmable DALI*
	W	Flux[1]	CCT	Code	Code
90° trim	10W	1122 lm	3000K	**AT300.** 01/04/05	**AT302.** 01/04/05
recessed corner			4000K	**AT301.** 01/04/05	**AT303.** 01/04/05
(on same plane)					
303x303mm					

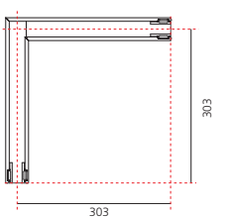

	Code
Trim module end cap kit (2 pcs)	
up to 5 m	**AT090.** 01/04/05
up to 15 m	**AT091.** 01/04/05
up to 35 m	**AT092.** 01/04/05

Opal diffuser in polycarbonate (recessed)	
Length	**Code**
1184 mm	**AT101**00
2368 mm	**AT102**00
2960 mm	**AT103**00
10000 mm rouleau	**AT100**00
25000 mm rouleau	**AT108**00
50000 mm rouleau	**AT109**00

APP Interface	APP
	Code
BLL interface for APP with antenna Up to 40 addresses	**DV1054APP**

[1] Direct luminous flux: measured using white louvres.
With black louvres -10% output flux.

A.39 DIFFUSED EMISSION - CEILING

White **01** Black **04** Silver **05**

Opal diffuser supplied separately
APP interface supplied separately.
The APP driver can not be controlled by DALI dimming system and viceversa

MacAdam 3SDCM
Life L70 (17k) 102000h
CRI = 90
* Driver uses 1 DALI address

IP20



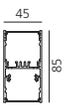

Ceiling direct emission			
Length	W	Flux[1]	CCT
1184 mm	20W	2374 lm	3000K
			4000K
1482 mm	25W	2968 lm	3000K
			4000K
2368 mm	40W	4749 lm	3000K
			4000K
2960 mm	49W	5936 lm	3000K
			4000K

Undimmable
Code
AT131. 01/04/05
AT133. 01/04/05
AT141. 01/04/05
AT143. 01/04/05
AT151. 01/04/05
AT153. 01/04/05
AT181. 01/04/05
AT183. 01/04/05

Dimmable DALI*
Code
AT130. 01/04/05
AT132. 01/04/05
AT140. 01/04/05
AT142. 01/04/05
AT150. 01/04/05
AT152. 01/04/05
AT180. 01/04/05
AT182. 01/04/05

Angle elements			
	W	Flux[1]	CCT
90° corner direct emission (on same plane) 303x303mm	10W	1122 lm	3000K 4000K

Dimmable DALI*
Code
AT350. 01/04/05
AT351. 01/04/05

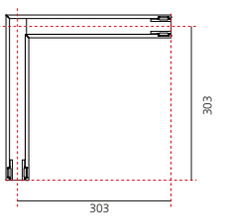

Accessories	
	Code
End cap kit (2 pcs)	**AT094.** 01/04/05
Ceiling bracket and mechanical joint	**AT09501**
End ceiling bracket (2 pcs)	**AT09502**

Opal diffuser in polycarbonate	
Length	Code
1184 mm	**AT09505**
2368 mm	**AT09506**
2960 mm	**AT09507**
10000 mm roll	**AT10000**
25000 mm roll	**AT10800**
50000 mm roll	**AT10900**

APP Interface	APP
	Code
BLL interface for APP with antenna Up to 40 addresses	**DV1054APP**

[1] Direct luminous flux: measured using white louvres.
With black louvres -10% output flux.

A.39 DIFFUSED EMISSION - SUSPENSION

White **01** Black **04** Silver **05**

Opal diffuser supplied separately
APP interface supplied separately.
The APP driver can not be controlled by DALI dimming system and viceversa

MacAdam 3SDCM
Life L70 (17k) 102000h
CRI = 90

* Driver uses 1 DALI address
**Drivers use 2 DALI addresses

IP20

Suspension, ceiling direct emission

Length	W	Flux[1]	CCT	Undimmable Code	Dimmable DALI* Code
1184 mm	20W	2374 lm	3000K	**AT131.** 01/04/05	**AT130.** 01/04/05
			4000K	**AT133.** 01/04/05	**AT132.** 01/04/05
1482 mm	25W	2968 lm	3000K	**AT141.** 01/04/05	**AT140.** 01/04/05
			4000K	**AT143.** 01/04/05	**AT142.** 01/04/05
2368 mm	40W	4749 lm	3000K	**AT151.** 01/04/05	**AT150.** 01/04/05
			4000K	**AT153.** 01/04/05	**AT152.** 01/04/05
2960 mm	49W	5936 lm	3000K	**AT181.** 01/04/05	**AT180.** 01/04/05
			4000K	**AT183.** 01/04/05	**AT182.** 01/04/05



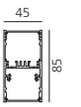

Suspension direct + indirect emission

Length	W	Flux[1]	CCT	Undimmable Code	Dimmable DALI Code
1184 mm	20W direct 14W indirect	2374 lm direct 2163 lm indirect	3000K	**AT191.** 01/04/05	***AT190.**01/04/05
			4000K	**AT193.** 01/04/05	***AT192.**01/04/05
1482 mm	25W direct 20W indirect	2968 lm direct 2884 lm indirect	3000K	**AT221.** 01/04/05	***AT220.**01/04/05
			4000K	**AT223.** 01/04/05	***AT222.**01/04/05
2368 mm	40W direct 30W indirect	4749 lm direct 4326 lm indirect	3000K	**AT231.** 01/04/05	****AT230.**01/04/05
			4000K	**AT233.** 01/04/05	****AT232.**01/04/05
2960 mm	49W direct 39W indirect	5936 lm direct 5768 lm indirect	3000K	**AT241.** 01/04/05	****AT240.**01/04/05
			4000K	**AT243.** 01/04/05	****AT242.**01/04/05



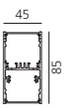

Angle elements

	W	Flux[1]	CCT	Dimmable DALI* Code
90° corner direct emission (on same plane) 303x303mm	10W	1122 lm	3000K	**AT350.** 01/04/05
			4000K	**AT351.** 01/04/05

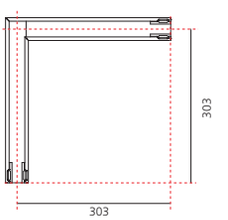

Accessories suspension

	Code
Undimmable Feeding kit including 2 suspension cables 2000h mm (3 poles)	**AT10400**
Dimmable or APP Feeding kit including 2 suspension cables 2000h mm (5 poles)	**AT10500** **AT10500APP**
Mechanical joint including 1 suspension cable	**AT09500**
End cap kit 2x	**AT094.** 01/04/05

Opal diffuser in polycarbonate (suspension, ceiling)

Length	Code
1184 mm	**AT09505**
2368 mm	**AT09506**
2960 mm	**AT09507**
10000 mm roll	**AT10000**
25000 mm roll	**AT10800**
50000 mm roll	**AT10900**

[1] Direct luminous flux: measured using white louvres.
With black louvres -10% output flux.



Médiathèque Intercommunale André Chamson, Aigues-Mortes, France, Ph. Atelier d'Architecture Emmanuel Nebout



Troisi cinema, Rome, Italy, Ph. Claudia Tombini and Flavia Rossi



A.39 sharping

PATENT OF INVENTION: OPTICS

A.39 sharping technology

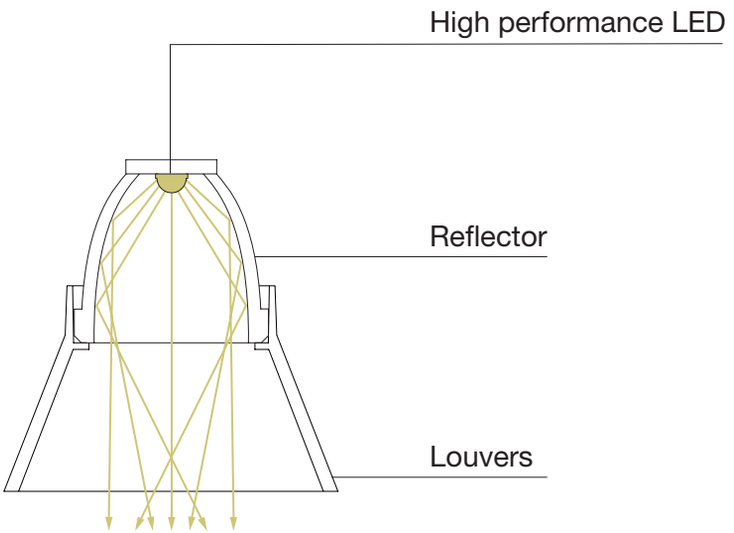

Luminance <3000 cd/m^2
@ 65°

REFLECTOR TECHNOLOGY
collects 100% of the LED luminous flux

Efficiency
more than 75%

Glare control
UGR < 16

The reflector is designed to perfecty control the LED emitted light with different beam angle in a minimal dimension.
The small section of the reflector are studied to eliminate
non-uniformities and blemishes in reflected light.
Each ray of light is reflected only one time by the section of the reflector and doesn't intercept the antiglare under the primary optics.
There is therefore no reduction in performance due to double reflections nor induced glare from this effect.
This also ensure a very high quality and uniformity of the emission without shadow or coloured spot.

TRIMLESS



Formwork end cap

Internal engine with different lengths

Remoted driver
Each module is equipped with its own driver

Frame to be recessed

A.39 sharping recessed components

TRIM



Formwork end cap

Internal engine with different lengths

Remoted driver
Each module is equipped with its own driver



Kit Louvers
(1184 mm 2x4/3x4, 2368 mm 4x4/6x4)

End cap
Metal cover



Kit Louvers
(1184 mm 2x4/3x4, 2368 mm 4x4/6x4)

Kit end cap
Metal cover

CEILING

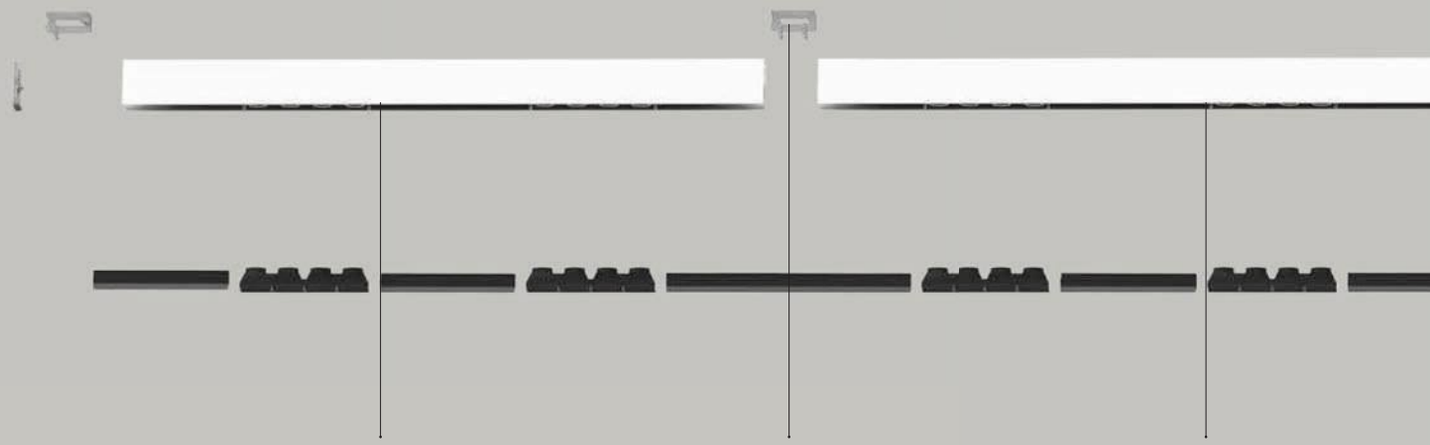

Lighting fixture with different lengths

Bracket to be attached to the ceiling

Integrated driver

A.39 sharping ceiling, suspension components

SUSPENSION

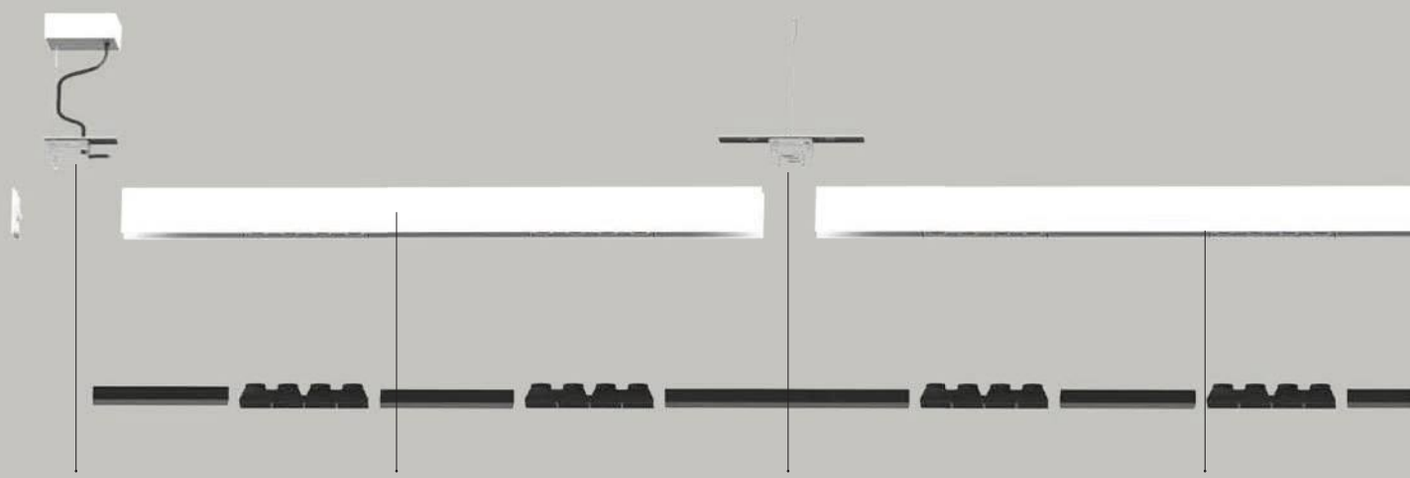

Canopy

Lighting fixture with different lengths

Mechanical joint including 1 suspension cable

Integrated driver

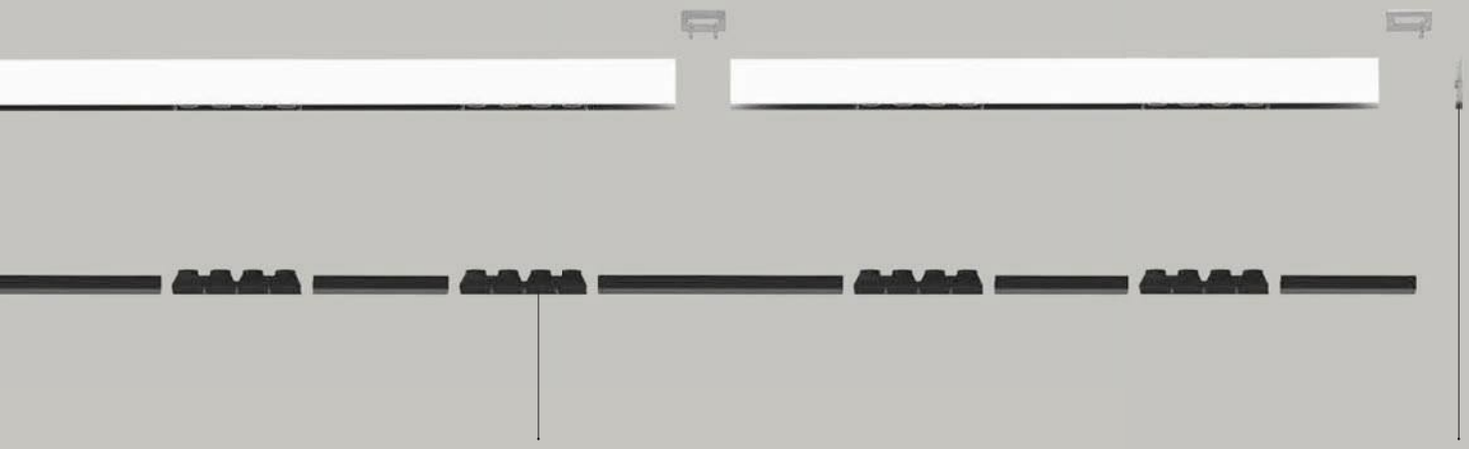

Opaline diffuser available in several preconfigurated lengths
(1184, 2368, 2960 mm) or in roll (10, 25, 50 m)

End cap

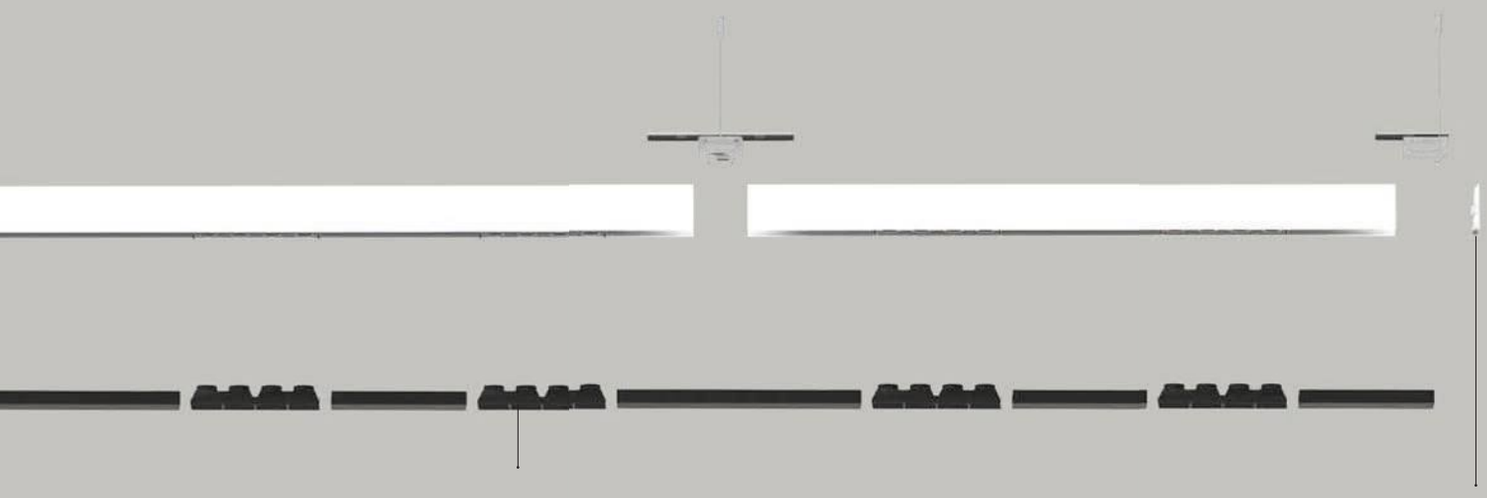

Kit Louvers
(1184 mm 2x4/3x4, 2368 mm 4x4/6x4)

End cap

A.39 SHARPING EMISSION - RECESSED TRIMLESS

White **01** Black **04**

S F XF

Louvers supplied separately.
Driver 900mA SELV supplied separately.
APP interface supplied separately.
The APP driver can not be controlled by DALI dimming system and viceversa.

MacAdam 2SDCM
L90 (20k) 118000h
CRI >90
* Driver uses 1 DALI address

IP20

Formwork (aluminum)

	Code
Trimless recessed frame Length 1184	**BH30400**
Length 2368	**BH30500**
Trimless frame end cap (2 pcs)	**BH30700**
90° trimless formwork kit L=57x57 mm	**BH31101**



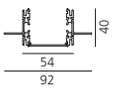

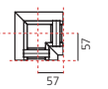

Trimless

Length	Optic	W LED	Beam	Flux	CCT	Code
1184 mm	2x4 optics	27 W	S 20°	1648 lm	3000 K	**BH24001**
				1764 lm	4000 K	**BH24101**
			F 36°	1542 lm	3000 K	**BH24201**
				1651 lm	4000 K	**BH24301**
			XF 52°	1597 lm	3000 K	**BH24401**
				1709 lm	4000 K	**BH24501**
	3x4 optics	38 W	S 20°	2473 lm	3000 K	**BH25001**
				2646 lm	4000 K	**BH25101**
			F 36°	2314 lm	3000 K	**BH25201**
				2476 lm	4000 K	**BH25301**
			XF 52°	2396 lm	3000 K	**BH25401**
				2564 lm	4000 K	**BH25501**
2368 mm	4x4 optics	54 W	S 20°	3297 lm	3000 K	**BH26001**
				3528 lm	4000 K	**BH26101**
			F 36°	3085 lm	3000 K	**BH26201**
				3301 lm	4000 K	**BH26301**
			XF 52°	3195 lm	3000 K	**BH26401**
				3419 lm	4000 K	**BH26501**
	6x4 optics	70 W	S 20°	4945 lm	3000 K	**BH27001**
				5292 lm	4000 K	**BH27101**
			F 36°	4627 lm	3000 K	**BH27201**
				4952 lm	4000 K	**BH27301**
			XF 52°	4792 lm	3000 K	**BH27401**
				5128 lm	4000 K	**BH27501**

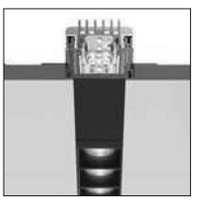

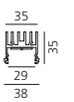

Covers (not lit)



90° corner covers
L=57x57 mm

Code
BH440. 01/04

Louvers

Length	Optic	Code
1184 mm	2x4 optics	**AE400.** 01/04
	3x4 optics	**AE410.** 01/04
2368 mm	4x4 optics	**AE420.** 01/04
	6x4 optics	**AE430.** 01/04

Optional accessories



Sharping wall grazer lens Kit (4pcs)
26°x70° elliptical lenses kit. It has to be used on top of S 20° reflectors to get an elliptical beam (greater axis along the module length). It contains 4 lenses.

Code
AF06000

Driver

Optic units	W	Vac	Undimmable	DALI*	APP
			Code	Code	Code
1184 mm (2x4)	25 W 900mA	220-240	**DV1022**	**DV1026**	**DV1053APP**
1184 mm (3x4)	45 W 900mA	220-240	**DV1023**	**DV1027**	**DV1053APP**
2368 mm (4x4)	60 W 900mA	220-240	**DV1024**	**DV1028**	**DV1053APP**
2368 mm (6x4) - order 2 pcs	45 W 900mA	220-240	**DV1023**	**DV1029**	**DV1053APP (2x)**

[1] Direct luminous flux: measured using white louvres.
With black louvres -10% output flux.

A.39 SHARPING EMISSION - RECESSED TRIM

White **01** | Black **04** | Silver **05** | S | F | XF

Louvers supplied separately.
Driver 900mA SELV supplied separately.
APP interface supplied separately.
The APP driver can not be controlled by DALI dimming system and viceversa.

MacAdam 2SDCM
Life L90 (20k) 118000h
CRI >90
* Driver uses 1 DALI address

IP20

Trim

Length	Optic	W LED	Beam	Flux	CCT	Code
1184 mm	2x4 optics	27 W	S 20°	1648 lm	3000 K	**BH200.** 01/04/05
				1764 lm	4000 K	**BH201.** 01/04/05
			F 36°	1542 lm	3000 K	**BH202.** 01/04/05
				1651 lm	4000 K	**BH203.** 01/04/05
			XF 52°	1597 lm	3000 K	**BH204.** 01/04/05
				1709 lm	4000 K	**BH205.** 01/04/05
	3x4 optics	38 W	S 20°	2473 lm	3000 K	**BH210.** 01/04/05
				2646 lm	4000 K	**BH211.** 01/04/05
			F 36°	2314 lm	3000 K	**BH212.** 01/04/05
				2476 lm	4000 K	**BH213.** 01/04/05
			XF 52°	2396 lm	3000 K	**BH214.** 01/04/05
				2564 lm	4000 K	**BH215.** 01/04/05
2368 mm	4x4 optics	54 W	S 20°	3297 lm	3000 K	**BH220.** 01/04/05
				3528 lm	4000 K	**BH221.** 01/04/05
			F 36°	3085 lm	3000 K	**BH222.** 01/04/05
				3301 lm	4000 K	**BH223.** 01/04/05
			XF 52°	3195 lm	3000 K	**BH224.** 01/04/05
				3419 lm	4000 K	**BH225.** 01/04/05
	6x4 optics	70 W	S 20°	4945 lm	3000 K	**BH230.** 01/04/05
				5292 lm	4000 K	**BH231.** 01/04/05
			F 36°	4627 lm	3000 K	**BH232.** 01/04/05
				4952 lm	4000 K	**BH233.** 01/04/05
			XF 52°	4792 lm	3000 K	**BH234.** 01/04/05
				5128 lm	4000 K	**BH235.** 01/04/05

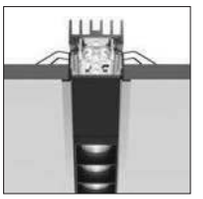

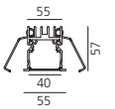

Angle elements (not lit)

90° trim recessed corner
(on same plane)
L=57x57 mm

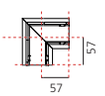

Code
BH310. 01/04

Covers (not lit)



90° corner covers
L=57x57 mm

Code
BH440. 01/04

Components

	Code
Trim module end cap kit (2 pcs) up to 5 m	**AT090.** 01/04/05
up to 15 m	**AT091.** 01/04/05
up to 35 m	**AT092.** 01/04/05

Louvers

Length	Optic	Code
1184 mm	2x4 optics	**AE400.** 01/04
	3x4 optics	**AE410.** 01/04
2368 mm	4x4 optics	**AE420.** 01/04
	6x4 optics	**AE430.** 01/04

Optional accessories



Sharping wall grazer lens Kit (4pcs)
26°x70° elliptical lenses kit. It has to be used on top of S 20° reflectors to get an elliptical beam (greater axis along the module length). It contains 4 lenses.

Code
AF06000

Driver

Optic units	W	Vac	Undimmable Code	DALI* Code	APP Code
1184 mm (2x4)	25 W 900mA	220-240	**DV1022**	**DV1026**	**DV1053APP**
1184 mm (3x4)	45 W 900mA	220-240	**DV1023**	**DV1027**	**DV1053APP**
2368 mm (4x4)	60 W 900mA	220-240	**DV1024**	**DV1028**	**DV1053APP**
2368 mm (6x4) - order 2 pcs	45 W 900mA	220-240	**DV1023**	**DV1029**	**DV1053APP (2x)**

[1] Direct luminous flux: measured using white louvres.
With black louvres -10% output flux.



A.39 SHARPING EMISSION - CEILING

S F XF



Louvers supplied separately.
APP interface supplied separately.
APP interface supplied separately.
The APP driver can not be controlled by DALI dimming system and viceversa.

MacAdam 2SDCM
Life L90 (20k) 118000h
CRI >90
* Uses 1 DALI address
**Uses 2 DALI address

Direct emission

Length	Optic	W	Beam	Flux[1]	CCT	Undimmable Code	Dimmable DALI* Code
1184 mm	2x4 optics	27 W	S 20°	1648 lm	3000 K	**BH040.** 01/04/05	**BH042.** 01/04/05
				1764 lm	4000 K	**BH041.** 01/04/05	**BH043.** 01/04/05
			F 36°	1542 lm	3000 K	**BH044.** 01/04/05	**BH046.** 01/04/05
				1651 lm	4000 K	**BH045.** 01/04/05	**BH047.** 01/04/05
			XF 52°	1597 lm	3000 K	**BH048.** 01/04/05	**BH050.** 01/04/05
				1709 lm	4000 K	**BH049.** 01/04/05	**BH051.** 01/04/05
	3x4 optics	38 W	S 20°	2473 lm	3000 K	**BH000.** 01/04/05	**BH002.** 01/04/05
				2646 lm	4000 K	**BH001.** 01/04/05	**BH003.** 01/04/05
			F 36°	2314 lm	3000 K	**BH004.** 01/04/05	**BH006.** 01/04/05
				2476 lm	4000 K	**BH005.** 01/04/05	**BH007.** 01/04/05
			XF 52°	2396 lm	3000 K	**BH008.** 01/04/05	**BH010.** 01/04/05
				2564 lm	4000 K	**BH009.** 01/04/05	**BH011.** 01/04/05
2368 mm	4x4 optics	54 W	S 20°	3297 lm	3000 K	**BH060.** 01/04/05	**BH062.** 01/04/05
				3528 lm	4000 K	**BH061.** 01/04/05	**BH063.** 01/04/05
			F 36°	3085 lm	3000 K	**BH064.** 01/04/05	**BH066.** 01/04/05
				3301 lm	4000 K	**BH065.** 01/04/05	**BH067.** 01/04/05
			XF 52°	3195 lm	3000 K	**BH068.** 01/04/05	**BH070.** 01/04/05
				3419 lm	4000 K	**BH069.** 01/04/05	**BH071.** 01/04/05
							Dimmable DALI**
	6x4 optics	75 W ND 70W DALI	S 20°	4945 lm	3000 K	**BH020.** 01/04/05	**BH022.** 01/04/05
				5292 lm	4000 K	**BH021.** 01/04/05	**BH023.** 01/04/05
			F 36°	4627 lm	3000 K	**BH024.** 01/04/05	**BH026.** 01/04/05
				4952 lm	4000 K	**BH025.** 01/04/05	**BH027.** 01/04/05
			XF 52°	4792 lm	3000 K	**BH028.** 01/04/05	**BH030.** 01/04/05
				5128 lm	4000 K	**BH029.** 01/04/05	**BH031.** 01/04/05



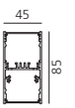

Angle elements (not lit)

90° suspension/ceiling corner
(on same plane)
L=57x57 mm



Code
BH350. 01/04/05

Covers (not lit)



90° corner covers
L=57x57 mm

Code
BH440. 01/04

Louvers

Length	Optic	Code
1184 mm	2x4 optics	**AE400.** 01/04
	3x4 optics	**AE410.** 01/04
2368 mm	4x4 optics	**AE420.** 01/04
	6x4 optics	**AE430.** 01/04

Accessories ceiling

	Code
End caps (2 pcs)	**BH164.** 01/04/05
Ceiling bracket and mechanical joint	**AT09501**
End ceiling bracket (2 pcs)	**AT09502**

Optional accessories



Sharping wall grazer lens Kit (4pcs)
26°x70° elliptical lenses kit. It has to be used on top of S 20° reflectors to get an elliptical beam (greater axis along the module length). It contains 4 lenses.

Code
AF06000

APP Interface

BLL interface for APP with antenna
Up to 40 addresses

APP

Code
DV1054APP

[1] Direct luminous flux: measured using white louvres.
With black louvres -10% output flux.

A.39 SHARPING EMISSION - SUSPENSION

White **01** | Black **04** | Silver **05**

S | F | XF

Louvers supplied separately.

APP interface supplied separately.
The APP driver can not be controlled by DALI dimming system and viceversa.

MacAdam 2SDCM
Life L90 (20k) 118000h
CRI >90
*Uses 1 DALI address

IP20

Direct emission						Undimmable	Dimmable DALI*
Length	Optic	W	Beam	Flux[1]	CCT	Code	Code
1184 mm*	2x4 optics	27 W	S 20°	1648 lm	3000 K	**BH040.** 01/04/05	**BH042.** 01/04/05
				1764 lm	4000 K	**BH041.** 01/04/05	**BH043.** 01/04/05
			F 36°	1542 lm	3000 K	**BH044.** 01/04/05	**BH046.** 01/04/05
				1651 lm	4000 K	**BH045.** 01/04/05	**BH047.** 01/04/05
			XF 52°	1597 lm	3000 K	**BH048.** 01/04/05	**BH050.** 01/04/05
				1709 lm	4000 K	**BH049.** 01/04/05	**BH051.** 01/04/05
	3x4 optics	38 W	S 20°	2473 lm	3000 K	**BH000.** 01/04/05	**BH002.** 01/04/05
				2646 lm	4000 K	**BH001.** 01/04/05	**BH003.** 01/04/05
			F 36°	2314 lm	3000 K	**BH004.** 01/04/05	**BH006.** 01/04/05
				2476 lm	4000 K	**BH005.** 01/04/05	**BH007.** 01/04/05
			XF 52°	2396 lm	3000 K	**BH008.** 01/04/05	**BH010.** 01/04/05
				2564 lm	4000 K	**BH009.** 01/04/05	**BH011.** 01/04/05
2368 mm	4x4 optics	54 W	S 20°	3297 lm	3000 K	**BH060.** 01/04/05	**BH062.** 01/04/05
				3528 lm	4000 K	**BH061.** 01/04/05	**BH063.** 01/04/05
			F 36°	3085 lm	3000 K	**BH064.** 01/04/05	**BH066.** 01/04/05
				3301 lm	4000 K	**BH065.** 01/04/05	**BH067.** 01/04/05
			XF 52°	3195 lm	3000 K	**BH068.** 01/04/05	**BH070.** 01/04/05
				3419 lm	4000 K	**BH069.** 01/04/05	**BH071.** 01/04/05
	6x4 optics	70 W DALI 75 W Undimmable	S 20°	4945 lm	3000 K	**BH020.** 01/04/05	**BH022.** 01/04/05
				5292 lm	4000 K	**BH021.** 01/04/05	**BH023.** 01/04/05
			F 36°	4627 lm	3000 K	**BH024.** 01/04/05	**BH026.** 01/04/05
				4952 lm	4000 K	**BH025.** 01/04/05	**BH027.** 01/04/05
			XF 52°	4792 lm	3000 K	**BH028.** 01/04/05	**BH030.** 01/04/05
				5128 lm	4000 K	**BH029.** 01/04/05	**BH031.** 01/04/05



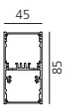

Angle elements (not lit)

90° suspension/ceiling corner
(on same plane)
L=57x57 mm



Code
BH350. 01/04/05

Covers (not lit)



90° corner covers
57x57mm

Code
BH440. 01/04

Louvers

Length	Optic	Code
1184 mm	2x4 optics	**AE400.** 01/04
	3x4 optics	**AE410.** 01/04
2368 mm	4x4 optics	**AE420.** 01/04
	6x4 optics	**AE430.** 01/04

Optional accessories



Sharping wall grazer lens Kit (4pcs)
26°x70° elliptical lenses kit. It has to be used on top of S 20° reflectors to get an elliptical beam (greater axis along the module length). It contains 4 lenses.

Code
AF06000

Accessories suspension

	Code
Mechanical joint including 1 suspension cable	**AT09500**
End caps kit (2 pcs)	**BH164.** 01/04/05
Undimmable Feeding kit including 2 suspension cables (3 poles) 2000h mm	**AT10400**
Dimmable or APP Feeding kit including 2 suspension cables (5 poles) 2000h mm	**AT10500** **AT10500APP**

[1] Direct luminous flux: measured using white louvres.
With black louvres -10% output flux.

A.39 SHARPING EMISSION - SUSPENSION

White **01** | Black **04** | Silver **05** | S | F | XF

Louvers supplied separately.

APP interface supplied separately.
The APP driver can not be controlled by DALI dimming system and viceversa.

MacAdam 2SDCM
L90 (20k) 118000h
CRI >90
** Uses 2 DALI addresses

IP20



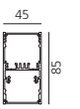

Direct and Indirect emission						Undimmable	Dimmable DALI**
Length	Optic	W	Beam	Flux[1]	CCT	Code	Code
1184 mm	2x4 optics	27 W direct 26 W indirect	S 20°	1648 lm direct 3075 lm indirect	3000 K	**BH120.** 01/04/05	**BH122.** 01/04/05
				1764 lm direct 3075 lm indirect	4000 K	**BH121.** 01/04/05	**BH123.** 01/04/05
			F 36°	1542 lm direct 3075 lm indirect	3000 K	**BH124.** 01/04/05	**BH126.** 01/04/05
				1650 lm direct 3075 lm indirect	4000 K	**BH125.** 01/04/05	**BH127.** 01/04/05
			XF 52°	1597 lm direct 3075 lm indirect	3000 K	**BH128.** 01/04/05	**BH130.** 01/04/05
				1709 lm direct 3075 lm indirect	4000 K	**BH129.** 01/04/05	**BH131.** 01/04/05
	3x4 optics	38 W direct 26 W indirect	S 20°	2473 lm direct 3075 lm indirect	3000 K	**BH080.** 01/04/05	**BH082.** 01/04/05
				2646 lm direct 3075 lm indirect	4000 K	**BH081.** 01/04/05	**BH083.** 01/04/05
			F 36°	2314 lm direct 3075 lm indirect	3000 K	**BH084.** 01/04/05	**BH086.** 01/04/05
				2476 lm direct 3075 lm indirect	4000 K	**BH085.** 01/04/05	**BH087.** 01/04/05
			XF 52°	2396 lm direct 3075 lm indirect	3000 K	**BH088.** 01/04/05	**BH090.** 01/04/05
				2564 lm direct 3075 lm indirect	4000 K	**BH089.** 01/04/05	**BH091.** 01/04/05
2368 mm	4x4 optics	54 W direct 50 W indirect	S 20°	3297 lm direct 6150 lm indirect	3000 K	**BH140.** 01/04/05	**BH142.** 01/04/05
				3528 lm direct 6150 lm indirect	4000 K	**BH141.** 01/04/05	**BH143.** 01/04/05
			F 36°	3085 lm direct 6150 lm indirect	3000 K	**BH144.** 01/04/05	**BH146.** 01/04/05
				3301 lm direct 6150 lm indirect	4000 K	**BH145.** 01/04/05	**BH147.** 01/04/05
			XF 52°	3195 lm direct 6150 lm indirect	3000 K	**BH148.** 01/04/05	**BH150.** 01/04/05
				3419 lm direct 6150 lm indirect	4000 K	**BH149.** 01/04/05	**BH151.** 01/04/05
	6x4 optics	70 W direct DALI 75 W direct Undimmable 50 W indirect	S 20°	4945 lm direct 6150 lm indirect	3000 K	**BH100.** 01/04/05	**BH102.** 01/04/05
				5292 lm direct 6150 lm indirect	4000 K	**BH101.** 01/04/05	**BH103.** 01/04/05
			F 36°	4627 lm direct 6150 lm indirect	3000 K	**BH104.** 01/04/05	**BH106.** 01/04/05
				4952 lm direct 6150 lm indirect	4000 K	**BH105.** 01/04/05	**BH107.** 01/04/05
			XF 52°	4792 lm direct 6150 lm indirect	3000 K	**BH108.** 01/04/05	**BH110.** 01/04/05
				5128 lm direct 6150 lm indirect	4000 K	**BH109.** 01/04/05	**BH111.** 01/04/05

Angle elements (not lit)

90° suspension corner
(on same plane)
L=57x57 mm

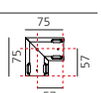

Code
BH350. 01/04/05

Covers (not lit)



90° corner covers
L=57x57 mm

Code
BH440. 01/04

Louvers

Length	Optic	Code
1184 mm	2x4 optics	**AE400.** 01/04
	3x4 optics	**AE410.** 01/04
2368 mm	4x4 optics	**AE420.** 01/04
	6x4 optics	**AE430.** 01/04

Accessories suspension

	Code
Mechanical joint including 1 suspension cable	**AT09500**
End caps kit 2x	**BH164.** 01/04/05
Undimmable Feeding kit including 2 suspension cables (3 poles) 2000h mm	**AT10400**
Dimmable or APP Feeding kit including 2 suspension cables (5 poles) 2000h mm	**AT10500** **AT10500APP**

Optional accessories



Sharping wall grazer lens Kit (4pcs)
26°x70° elliptical lenses kit. It has to be used on top of S 20° reflectors to get an elliptical beam (greater axis along the module length). It contains 4 lenses.

Code
AF06000

[1] Direct luminous flux: measured using white louvres.
With black louvres -10% output flux.



A.39 controlled emission

PATENT OF INVENTION: OPTICS

A.39 Controlled Emission is also PURE and WHITE INTEGRALIS (see pag. 856)



Controlled emission LED optic System UGR index control and 65° luminance (EN 12464)

Patent-pending proprietary optic system made by a thin black square-meshed grid and by a system of square plano-convex lenses of appropriate beam angle. The internal part of the grid is white painted and has a high reflection coefficient, so that the light incident on the grid is retrieved within the body.

A net ‘cut off’ at the required angle is obtained through this system.

The convex profile of the lens is designed with images optic techniques, so that the emission is limited within the 65° required by standard EN 12464.

UGR<19

Angle luminance equals to 65° and beyond: <3,000 cd/m2.

Operating diagram of the optical device used:

The grid positioned over the lenses allows only the rays falling into the required output angular limits to be incident to the lenses.

The rays beyond these limits are recovered and redirected inside the light box (if the ray is incident to the white surface) or cancelled (if the ray is incident to the black edge).

Functioning scheme

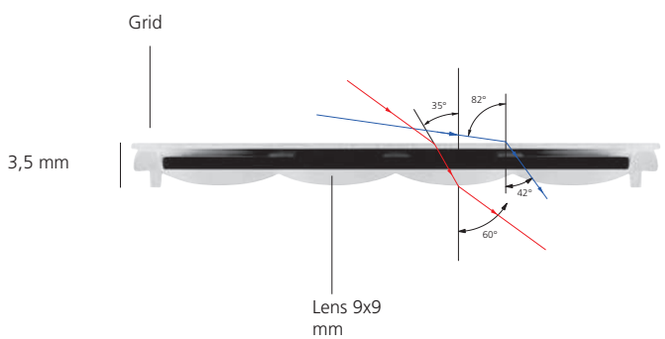



light ON



light OFF

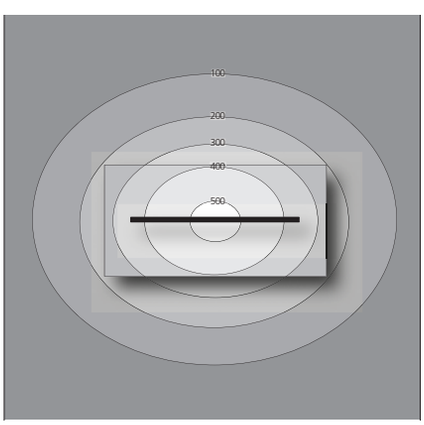

Direct emission

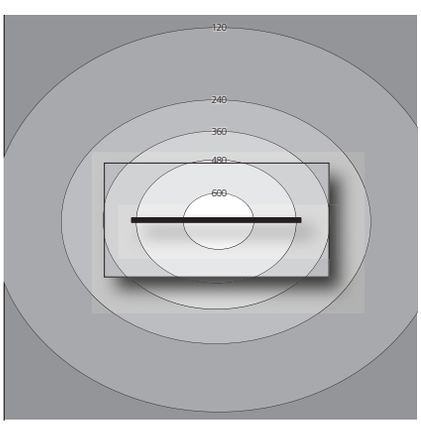

Direct emission + indirect

CEILING

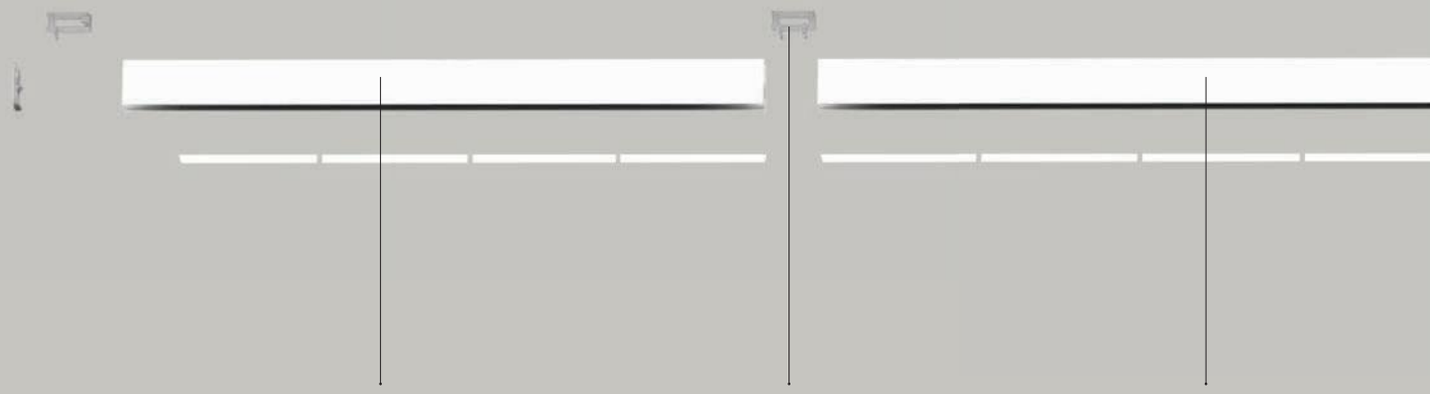

Lighting fixture with different lengths

Bracket to fix to the ceiling

Integrated driver

A.39 controlled emission ceiling, suspension components

SUSPENSION

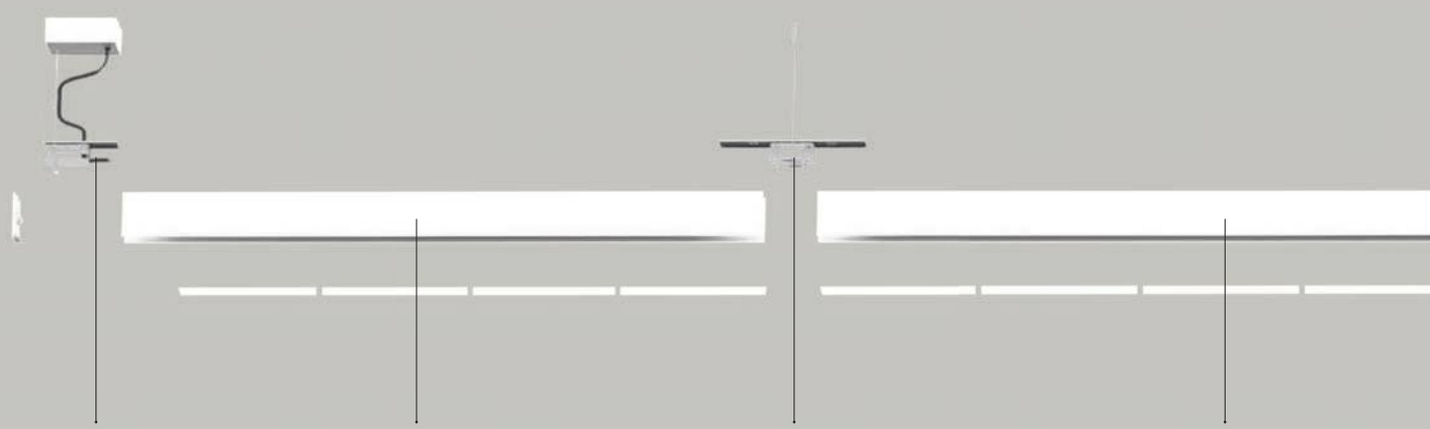

Canopy

Lighting fixture with different lengths

Mechanical joint including 1 suspension cable

Integrated driver

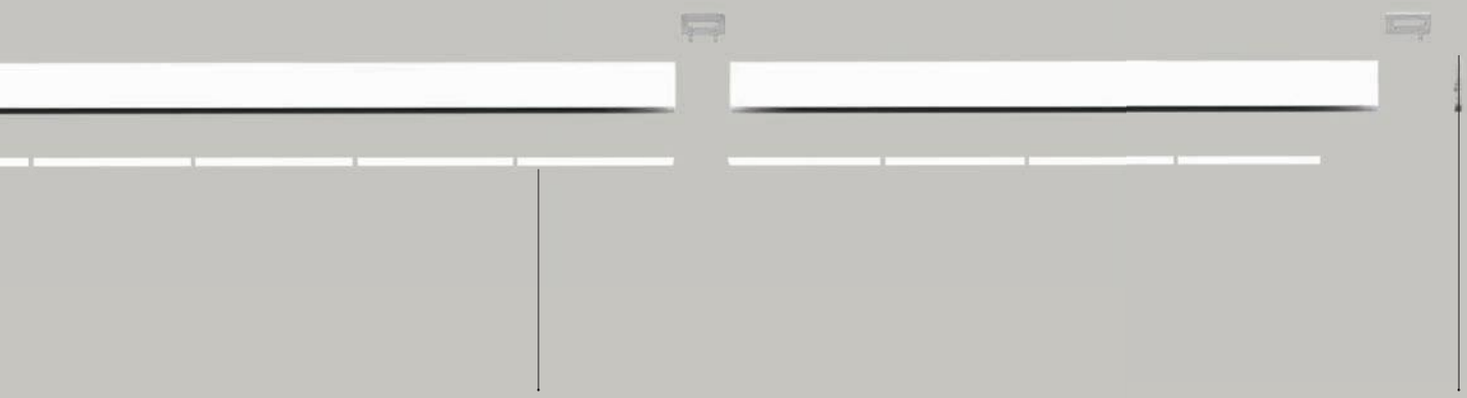

Optic
(1184mm, x4 / 1480mm, 5x)

End cap

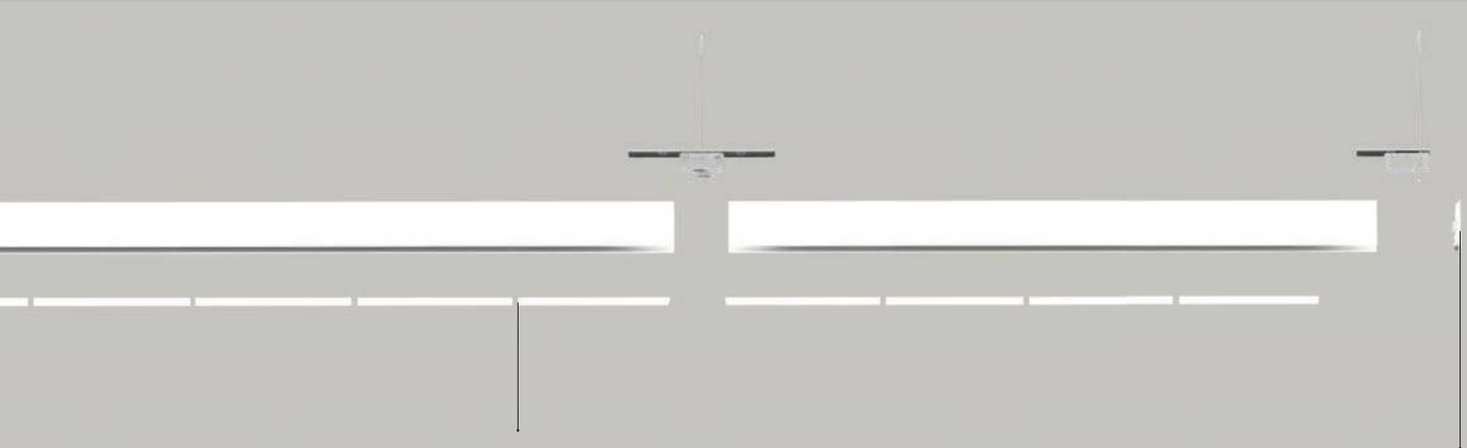

Optic
(1184mm, x4 / 1480mm, 5x)

End cap



MCO Office, Milan, Italy, Project by CMR Project, Ph. Andrea Martiradonna

A.39 CONTROLLED EMISSION - SUSPENSION, CEILING

White **01** Black **04** Silver **05**

Screens supplied separately.

APP interface supplied separately.
The APP driver can not be controlled by DALI dimming system and viceversa.

MacAdam 3SDCM
Life L70 (17k) 102000h
CRI =90
* Uses 1 DALI address
**Uses 2 DALI address

IP20

Suspension, ceiling direct emission				Undimmable	Dimmable DALI*
Length	W	Flux[1]	CCT	Code	Code
1184 mm	34W	2088 lm	3000K	**AT135.** 01/04/05	**AT134.** 01/04/05
			4000K	**AT137.** 01/04/05	**AT136.** 01/04/05
1482 mm	42W	2610 lm	3000K	**AT145.** 01/04/05	**AT144.** 01/04/05
			4000K	**AT147.** 01/04/05	**AT146.** 01/04/05
2368 mm	66W	4176 lm	3000K	**AT155.** 01/04/05	**AT154.** 01/04/05
			4000K	**AT157.** 01/04/05	**AT156.** 01/04/05
2960 mm	82W	5220 lm	3000K	**AT185.** 01/04/05	**AT184.** 01/04/05
			4000K	**AT187.** 01/04/05	**AT186.** 01/04/05



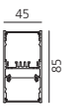

Suspension direct + indirect emission				Undimmable	Dimmable DALI
Length	W	Flux[1]	CCT	Code	Code
1184 mm	34W direct 23W indirect	2088 lm direct 3126 lm indirect	3000K	**AT195.** 01/04/05	***AT194.**01/04/05
			4000K	**AT197.** 01/04/05	***AT196.**01/04/05
1482 mm	42W direct 31W indirect	2610 lm direct 4167 lm indirect	3000K	**AT225.** 01/04/05	***AT224.**01/04/05
			4000K	**AT227.** 01/04/05	***AT226.**01/04/05
2368 mm	66W direct 50W indirect	4176 lm direct 6251 lm indirect	3000K	**AT235.** 01/04/05	****AT234.**01/04/05
			4000K	**AT237.** 01/04/05	****AT236.**01/04/05
2960 mm	82W direct 67W indirect	5220 lm direct 8335 lm indirect	3000K	**AT245.** 01/04/05	****AT244.**01/04/05
			4000K	**AT247.** 01/04/05	****AT246.**01/04/05



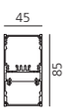

Optic	
Length	Code
1184 mm (4 pcs)	**M186700**
1480 mm (5 pcs)	**AT09900**

Length	Screen quantity to order
1184 mm	**1** M186700
1482 mm	**1** AT09900
2368 mm	**2** M186700
2960 mm	**2** AT09900

Angle elements (not lit)		
		Code
90° suspension corner (on same plane) L=57x57 mm	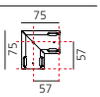	**AT310.** 01/04/05

Accessories suspension		Accessories ceiling	
	Code		Code
Undimmable Feeding kit including 2 suspension cables 2000h mm (3 poles)	**AT10400**	End cap kit (2 pcs)	**AT098.** 01/04/05
Dimmable or APP Feeding kit including 2 suspension cables 2000h mm (5 poles)	**AT10500** **AT10500APP**	Ceiling bracket and mechanical joint	**AT09501**
Mechanical joint including 1 suspension cable	**AT09500**	End ceiling bracket (2 pcs)	**AT09502**
End cap kit 2x	**AT098.** 01/04/05	BLL interface for APP with antenna Up to 40 addresses	**DV1054APP**

[1] Direct luminous flux: measured using white louvres.
With black louvres -10% output flux.





IBM Studios, Milan, Italy. Project by COIMA IMAGE, Milan. Ph. Francesca Iovene

A.39 Refractive emission

REFRACTIVE TECHNOLOGY
High power & performance

Extreme Efficiency
more than 90%

High Efficacy
up to 154 lm/W

Extreme glare control
UGR < 16

CRI 90

Good Uniformity

Ideal for double height spaces

PATENT OF INVENTION: OPTICS

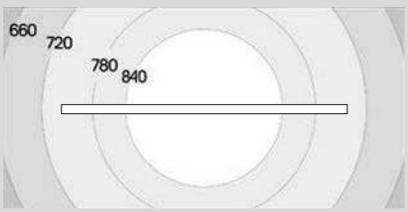

A.39 Sharp refractive emission - black louvres
1184 mm - direct only
Installation h 3200 mm - Desk h 750 mm
Isolines (lx) on a desk 1600x800 mm

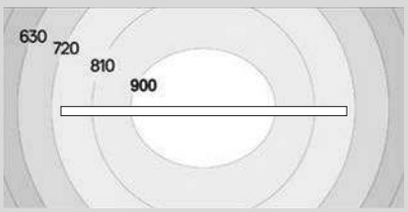

A.39 Sharp refractive emission - white louvres
1184 mm - direct only
Installation h 3200 mm - Desk h 750 mm
Isolines (lx) on a desk 1600x800 mm





A.39 Microrefractive emission

MICROREFRACTIVE TECHNOLOGY
High performance

Extreme Efficiency
more than 90%

Extreme Efficacy
up to 164 lm/W

High Glare Control
UGR < 19

CRI 90

High uniformity
no multi-shadows

Ideal for light perception

PATENT OF INVENTION: OPTICS

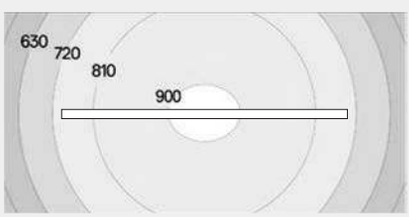

A.39 Sharp microrefractive emission - black louvres
1184 mm - direct only
Installation h 2400 mm - Desk h 750 mm
Isolines (lx) on a desk 1600x800 mm

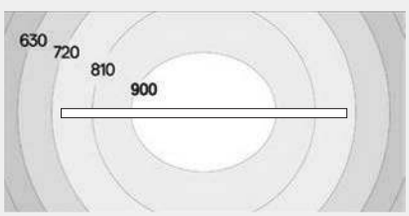

A.39 Sharp microrefractive emission - white louvres
1184 mm - direct only
Installation h 2400 mm - Desk h 750 mm
Isolines (lx) on a desk 1600x800 mm

CEILING

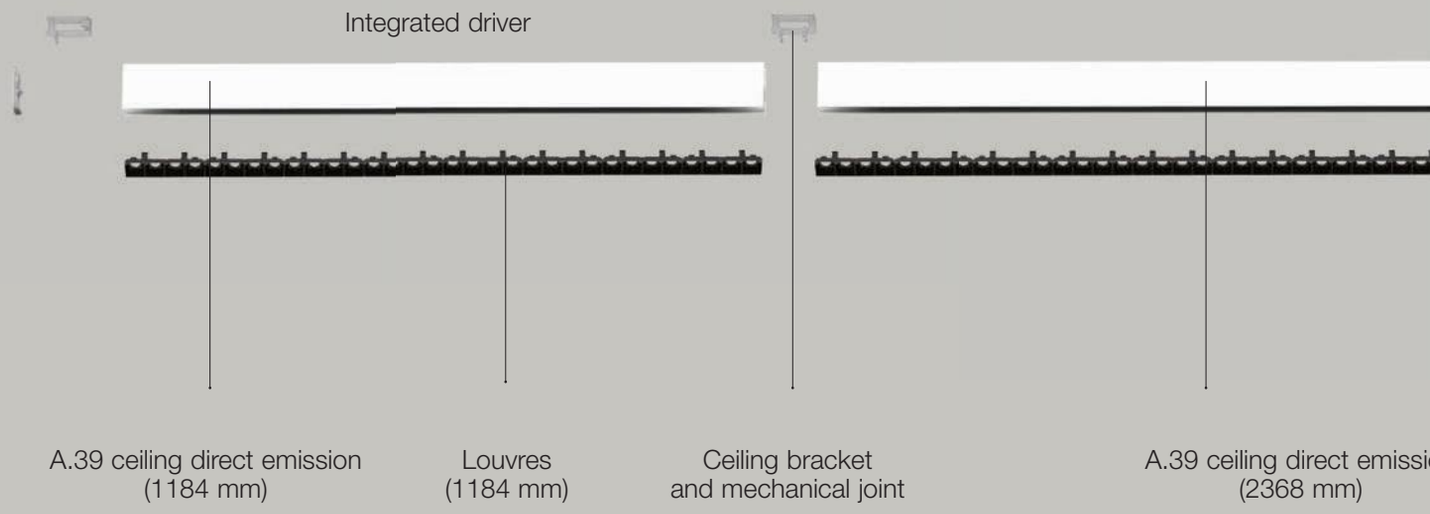

A.39 refractive emission ceiling, suspension

SUSPENSION

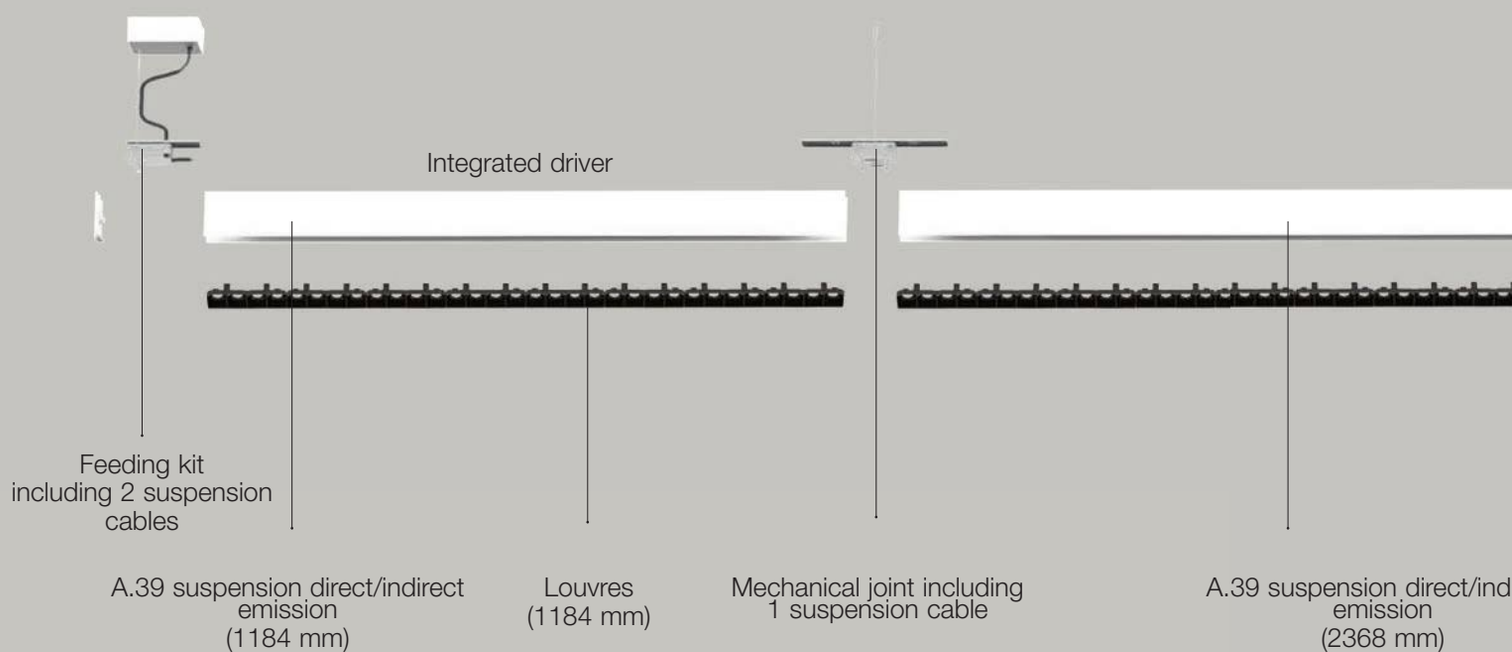

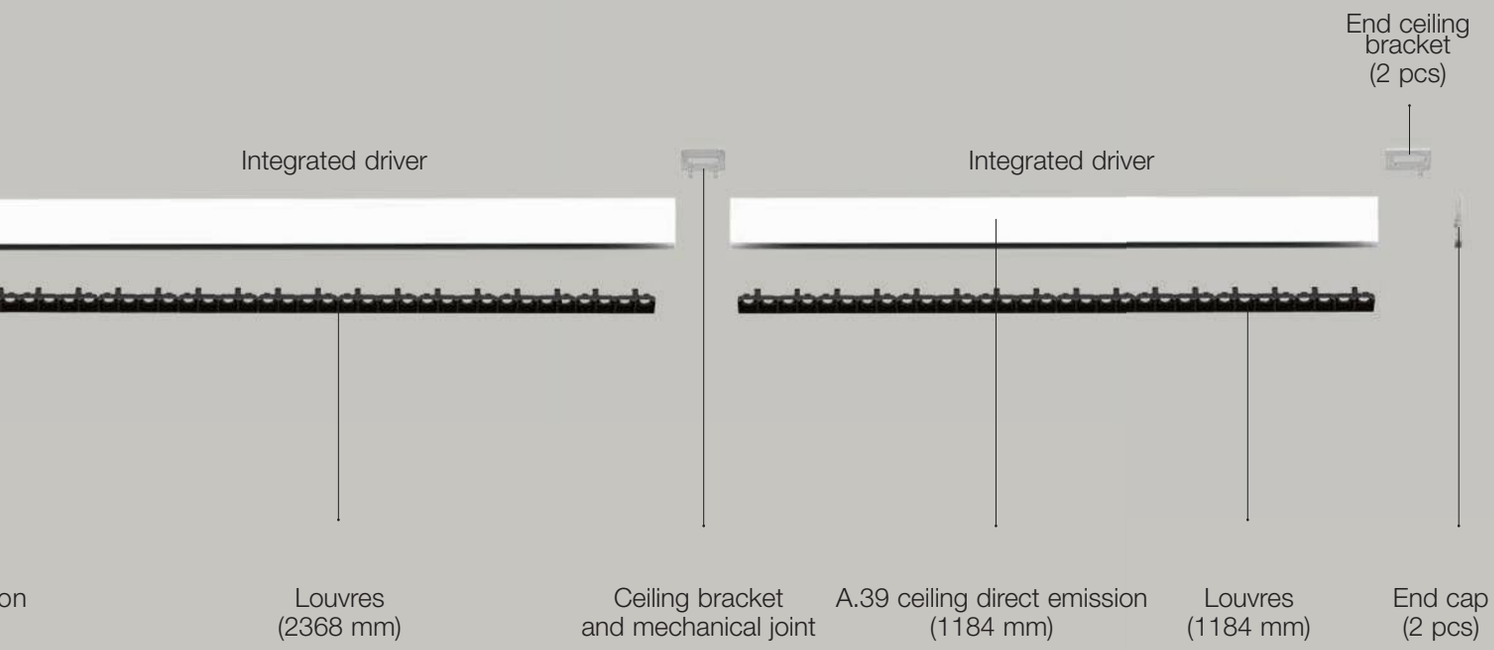
End ceiling bracket (2 pcs)
Integrated driver
Integrated driver
on
Louvres (2368 mm)
Ceiling bracket and mechanical joint
A.39 ceiling direct emission (1184 mm)
Louvres (1184 mm)
End cap (2 pcs)

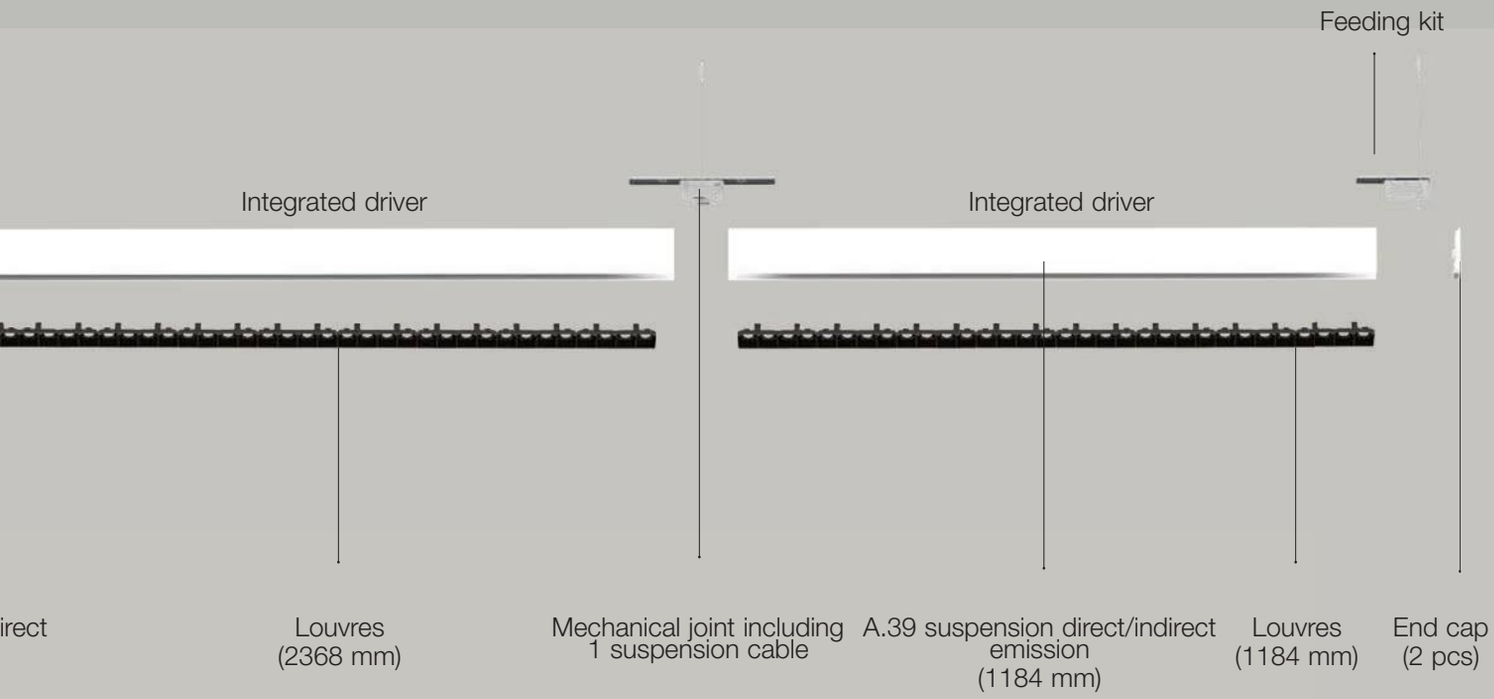
Feeding kit
Integrated driver
Integrated driver
irect
Louvres (2368 mm)
Mechanical joint including 1 suspension cable
A.39 suspension direct/indirect emission (1184 mm)
Louvres (1184 mm)
End cap (2 pcs)



Associazione Italiana Sommelier, Milan, Italy, Ph. Omar Sartot

A.39 REFRACTIVE EMISSION

White **01** Black **04** Silver **05**

WF

Louvres supplied separately.

Optional Artemide App interface supplied separately.
The App driver can not be controlled by DALI dimming system and viceversa.

MacAdam 3SDCM
Life L70 (8K) 50000h
CRI 90

* Uses 1 DALI address
** Uses 2 DALI addresses
*** Uses 3 DALI addresses

IP20

Suspension, ceiling direct emission

Length	W	Beam	Flux[1]	CCT	Undimmable Code	Dimmable DALI Code
1184 mm	35W	WF	5044 lm	3000K	**BZ010.** 01/04/05	**BZ022.** 01/04/05 *
			5311 lm	4000K	**BZ011.** 01/04/05	**BZ023.** 01/04/05 *
1482 mm	43W	WF	6305 lm	3000K	**BZ013.** 01/04/05	**BZ025.** 01/04/05 *
			6638 lm	4000K	**BZ014.** 01/04/05	**BZ026.** 01/04/05 *
2368 mm	70W	WF	10088 lm	3000K	**BZ016.** 01/04/05	**BZ028.** 01/04/05 **
			10621 lm	4000K	**BZ017.** 01/04/05	**BZ029.** 01/04/05 **
2960 mm	86W	WF	12610 lm	3000K	**BZ019.** 01/04/05	**BZ031.** 01/04/05 **
			13276 lm	4000K	**BZ020.** 01/04/05	**BZ032.** 01/04/05 **



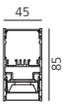

Suspension direct + indirect emission

Length	W	Beam	Flux[1]	CCT	Undimmable Code	Dimmable DALI Code
1184 mm	35W direct 23W indirect	WF	5044 lm direct 3075 lm indirect	3000K	**BZ034.** 01/04/05	**BZ046.** 01/04/05 **
			5311 lm direct 3075 lm indirect	4000K	**BZ035.** 01/04/05	**BZ047.** 01/04/05 **
1482 mm	43W direct 31W indirect	WF	6305 lm direct 4100 lm indirect	3000K	**BZ037.** 01/04/05	**BZ049.** 01/04/05 **
			6638 lm direct 4100 lm indirect	4000K	**BZ038.** 01/04/05	**BZ050.** 01/04/05 **
2368 mm	70W direct 50W indirect	WF	10088 lm direct 6150 lm indirect	3000K	**BZ040.** 01/04/05	**BZ052.** 01/04/05 ***
			10621 lm direct 6150 lm indirect	4000K	**BZ041.** 01/04/05	**BZ053.** 01/04/05 ***
2960 mm	86W direct 67W indirect	WF	12610 lm direct 8200 lm indirect	3000K	**BZ043.** 01/04/05	**BZ055.** 01/04/05 ***
			13276 lm direct 8200 lm indirect	4000K	**BZ044.** 01/04/05	**BZ056.** 01/04/05 ***



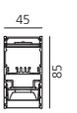

Louvres

Length	Code
1184 mm (x8)	**BZ059.** 01/04
1482 mm (x10)	**BZ060.** 01/04
2368 mm (x16)	**BZ061.** 01/04
2960 mm (x20)	**BZ062.** 01/04



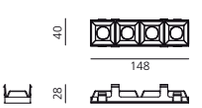

Angle element (not lit)

90° suspension/ceiling corner
(on same plane)
L=57x57 mm

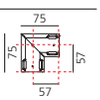

Code
BH350. 01/04/05

Corner cover (not lit)



90° corner covers
L=57x57 mm

Code
BZ070. 01/04

Accessories for suspension version

	Code
Undimmable Feeding kit including 2 suspension cables 2000 mm (3 poles)	**AT10400**
Dimmable or APP Feeding kit including 2 suspension cables 2000 mm (5 poles)	**AT10500** **AT10500APP** (Up to 40 addresses)
Mechanical joint including 1 suspension cable	**AT09500**
End cap kit (2 pcs)	**BZ058.** 01/04/05

Accessories for ceiling version

	Code
End cap kit (2 pcs)	**BZ058.** 01/04/05
Ceiling bracket and mechanical joint	**AT09501**
End ceiling bracket (2 pcs)	**AT09502**
BLL - DALI interface for Artemide App (with antenna, can be used to control with Artemide App up to 40 DALI drivers)	**DV1054APP**

[1] Direct luminous flux: measured using white louvres.
With black louvres -10% output flux.

CEILING

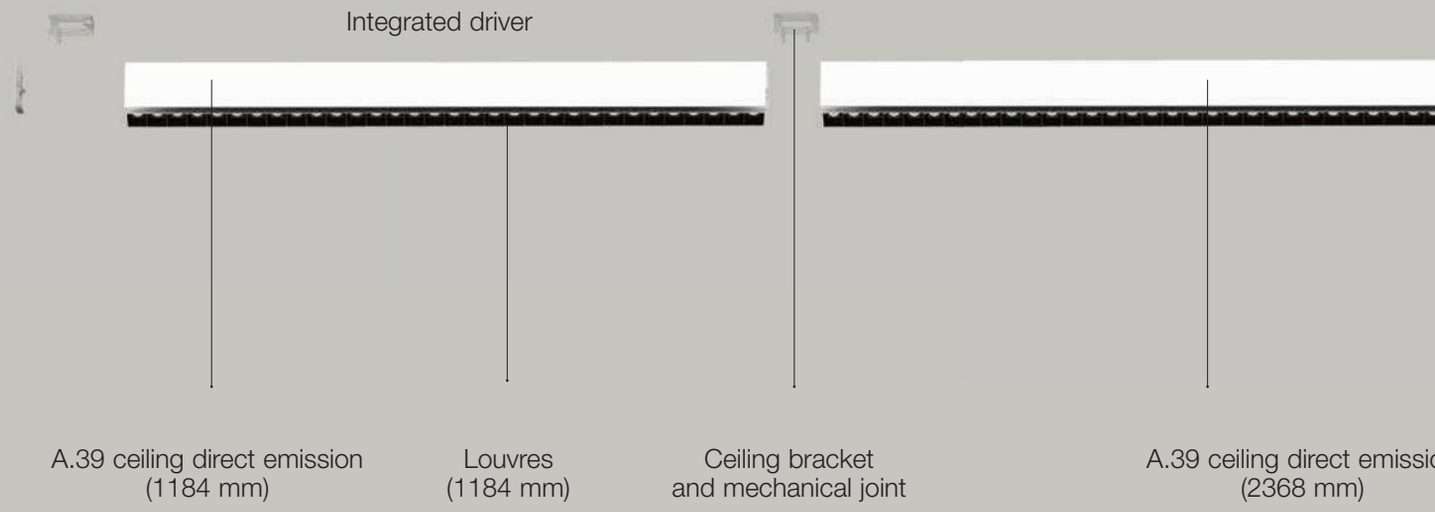

A.39 microrefractive emission ceiling, suspension

SUSPENSION

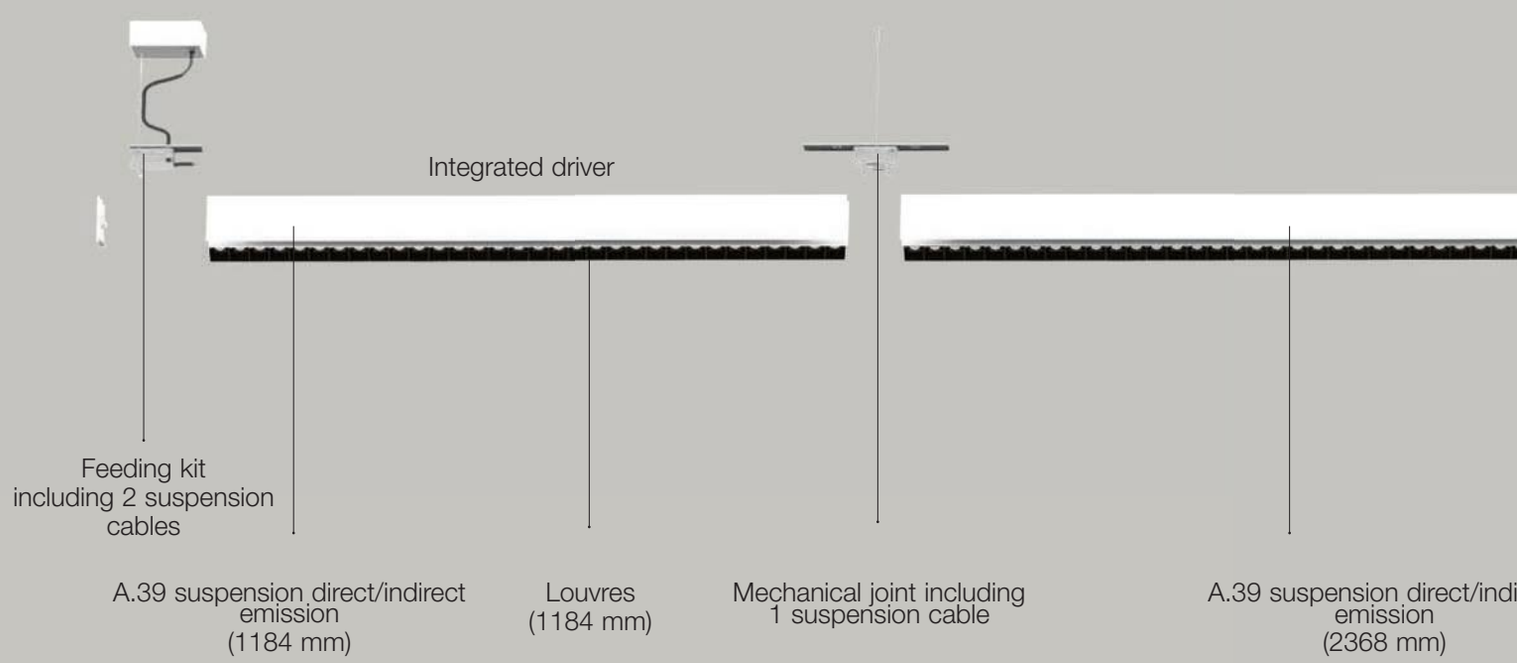

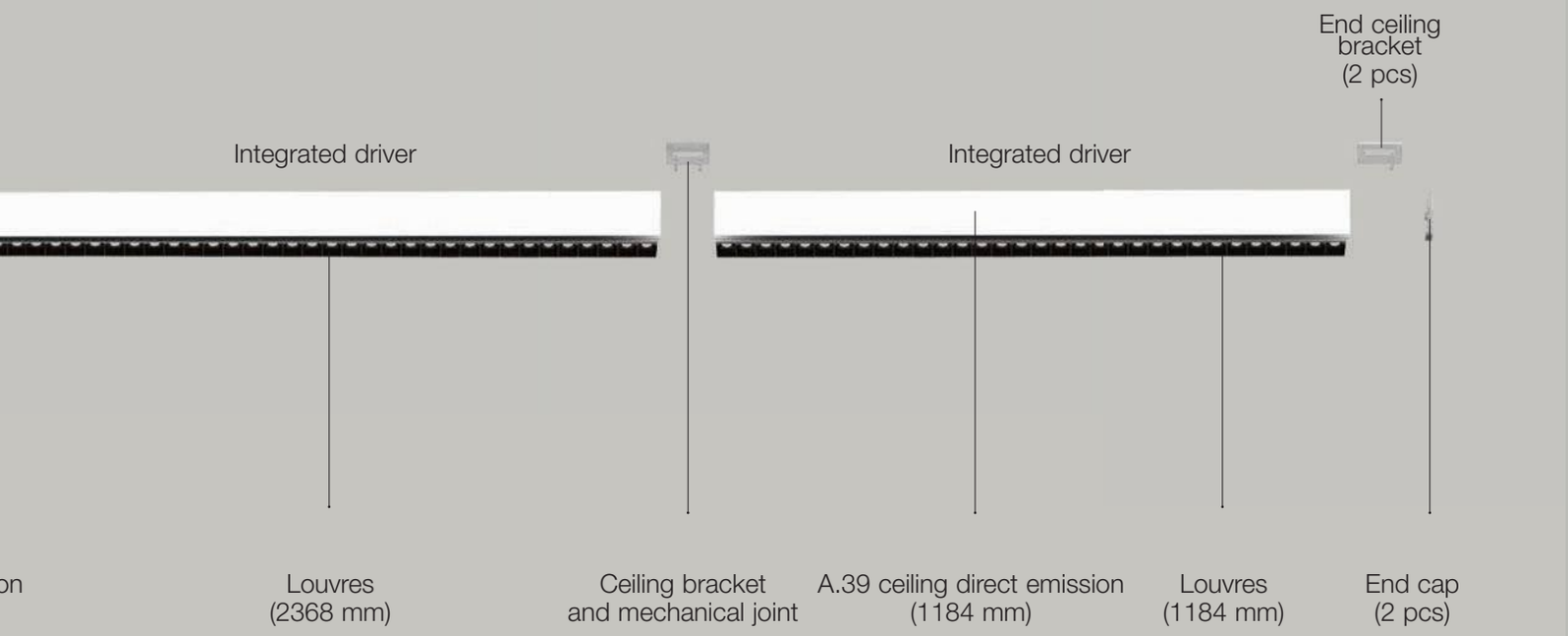
End ceiling bracket (2 pcs)
Integrated driver
Integrated driver
on
Louvres (2368 mm)
Ceiling bracket and mechanical joint
A.39 ceiling direct emission (1184 mm)
Louvres (1184 mm)
End cap (2 pcs)

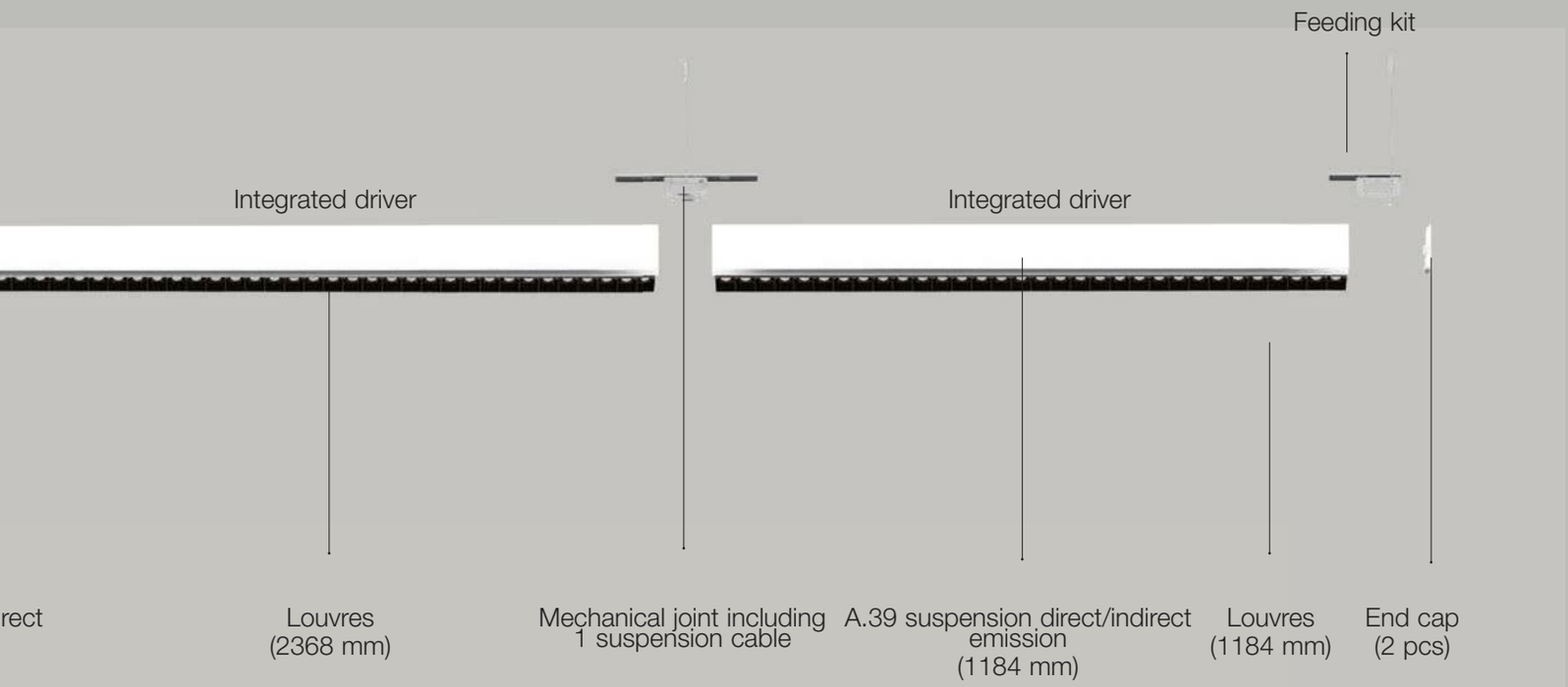
Feeding kit
Integrated driver
Integrated driver
rect
Louvres (2368 mm)
Mechanical joint including 1 suspension cable
A.39 suspension direct/indirect emission (1184 mm)
Louvres (1184 mm)
End cap (2 pcs)



A.39 MICROREFRACTIVE EMISSION

White + White Louvre	Black + Black Louvre	Silver + Black Louvre	White + Black Louvre	XF
01	**04**	**05**	**41**	**64°**

Louvres included.

Optional Artemide App interface supplied separately.
The App interface can not be controlled by DALI dimming system and viceversa.

MacAdam 3SDCM
Life L70 (12k) 102000h
CRI 90

* Uses 1 DALI address
** Uses 2 DALI addresses

IP20

Suspension / Ceiling direct emission

Length	W	Flux[1]	CCT	Dimmable DALI Code
1184 mm	19W	3154 lm	3000K	**CM1001.** 01/04/05/41 *
			4000K	**CM1011.** 01/04/05/41 *
1482 mm	24W	3943 lm	3000K	**CM2001.** 01/04/05/41 *
			4000K	**CM2011.** 01/04/05/41 *
2368 mm	38W	6309 lm	3000K	**CM4001.** 01/04/05/41 *
			4000K	**CM4011.** 01/04/05/41 *
2960 mm	47W	7886 lm	3000K	**CM5001.** 01/04/05/41 *
			4000K	**CM5011.** 01/04/05/41 *



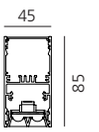

Suspension direct + indirect emission

Length	W	Flux[1]	CCT	Dimmable DALI Code
1184 mm	19W direct 17W indirect	3154 lm direct 2110 lm indirect	3000K	**CM1101.** 01/04/05/41 **
			4000K	**CM1111.** 01/04/05/41 **
1482 mm	24W direct 20W indirect	3943 lm direct 2814 lm indirect	3000K	**CM2101.** 01/04/05/41 **
			4000K	**CM2111.** 01/04/05/41 **
2368 mm	38W direct 30W indirect	6309 lm direct 4221 lm indirect	3000K	**CM4101.** 01/04/05/41 **
			4000K	**CM4111.** 01/04/05/41 **
2960 mm	47W direct 39W indirect	7886 lm direct 5627 lm indirect	3000K	**CM5101.** 01/04/05/41 **
			4000K	**CM5111.** 01/04/05/41 **



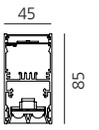

Angle element (not lit)

	Code
90° suspension/ceiling corner (on same plane) L=57x57 mm	**AT310.** 01/04/05

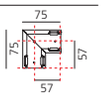

Accessories for suspension version

	Code
Undimmable Feeding kit including 2 suspension cables 2000 mm (3 poles)	**AT10400**
Dimmable or APP Feeding kit including 2 suspension cables 2000 mm (5 poles)	**AT10500** **AT10500APP** (Up to 40 addresses)
Mechanical joint including 1 suspension cable	**AT09500**
End cap kit (2 pcs)	**CM9900.** 01/04/05

Accessories for ceiling version

	Code
End cap kit (2 pcs)	**CM9900.** 01/04/05
Ceiling bracket and mechanical joint	**AT09501**
End ceiling bracket (2 pcs)	**AT09502**
BLL - DALI interface for Artemide App (with antenna, can be used to control with Artemide App up to 40 DALI drivers)	**DV1054APP**

[1] Direct luminous flux: measured using white louvres.
With black louvres -10% output flux.



A.39 Refractive stand alone





A.39 REFRACTIVE EMISSION - SQUARE

White **01** Black **04** Silver **05**

WF

Louvres supplied separately.

Recessed version only lay-in on false ceiling visible structure.

MacAdam 3SDCM
Life L70 (8k) 50000h
CRI 90

IP20

IP20

Square 600x600 Recessed			
W	Beam	Flux[1]	CCT
28W	WF	3783 lm	3000K
		3983 lm	4000K

Undimmable
Code
CD0000. 01/04
CD0010. 01/04

Dimmable DALI
Code
CD0001. 01/04
CD0011. 01/04



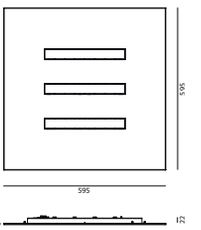

Frame for recessed version
Recessed frame for installation on plasterboard false ceiling

Code
M160600

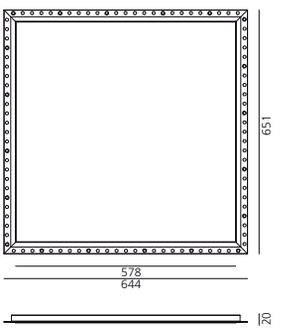

Square 600x600 Ceiling			
W	Beam	Flux[1]	CCT
28W	WF	3783 lm	3000K
		3983 lm	4000K

Undimmable
Code
CD1000. 01/04
CD1010. 01/04

Dimmable DALI
Code
CD1001. 01/04
CD1011. 01/04



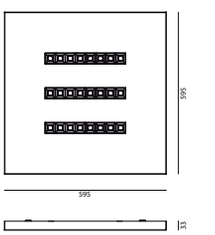

A.39 Refractive 600x600 is also PURE and WHITE INTEGRALIS (see pag. 864)

Louvres
A.39 Refractive emission Square 600x600 (x6)

Code
BZ063. 01/04

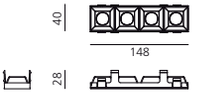

[1] Direct luminous flux: measured using white louvres.
With black louvres -10% output flux.



A.39 REFRACTIVE EMISSION - RECTANGULAR

White Black Silver

01 04 05

WF

Louvres supplied separately.

Recessed version only lay-in on false ceiling visible structure.

MacAdam 3SDCM
Life L70 (8k) 50000h
CRI 90

IP20

IP20

Rectangular 1200x300 Recessed			
W	Beam	Flux[1]	CCT
35W	WF	5044lm	3000K
		5311 lm	4000K

Undimmable
Code
CD0100. 01/04
CD0110. 01/04

Dimmable DALI
Code
CD0101. 01/04
CD0111. 01/04



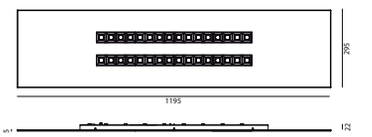

Frame for recessed version
Recessed frame for installation on plasterboard false ceiling

Code
CD910000



Rectangular 1200x300 Ceiling			
W	Beam	Flux[1]	CCT
35W	WF	5044 lm	3000K
		5311 lm	4000K

Undimmable
Code
CD1100. 01/04
CD1110. 01/04

Dimmable DALI
Code
CD1101. 01/04
CD1111. 01/04



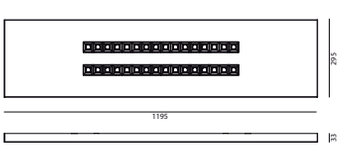

A.39 Refractive 1200x300 is also WHITE INTEGRALIS (see pag. 864)

Louvres



A.39 Refractive emission Rectangular 1200x300 (x8)

Code
BZ059. 01/04

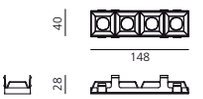

[1] Direct luminous flux: measured using white louvres.
With black louvres -10% output flux.

Adyen, Milan, Italy, Ph. Vito Corvasce




ORDER HERE
adyen



Alphabet of light system

BIG
2016

PATENT OF INVENTION: MECHANICAL AND ELECTRICAL CONNECTION
PATENT OF INVENTION: OPTICS



Accenture, New York, Ph. Eric Laignel



Zogenix Office, Emerville, USA, Ph. Emily Hagopian

EPD Environmental product declaration

EPDITALY0430
12/05/2023
www.epditaly.it

global geographic validity
in compliance with ISO14025 and
EN50693:2019

certified codes: 2108010A, 2113010A,
2135010A 2267010APP, 2267010A,
1207000A, 1208000APP, 2154010A,
2158010A, 2250010A
+
through a dedicated LCA-TOOL all
Alphabet of Light stand alone codes
and system compositions can be
certified

LAMP CONCEPT


25
EASTMAN



Perkins Eastman Offices, Pittsburgh, USA. Ph. Andrew Rugge

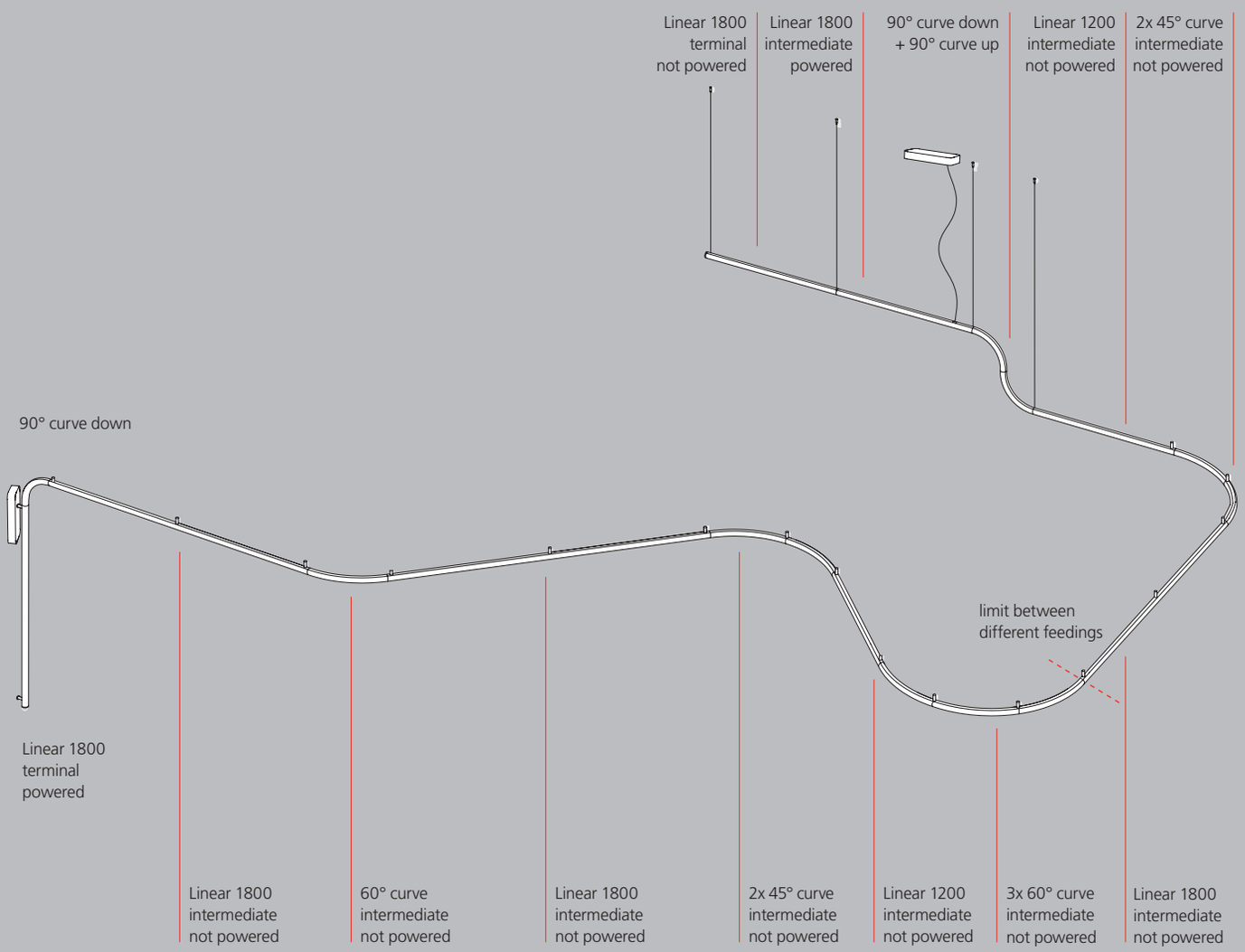
Linear 1800
terminal
not powered
Linear 1800
intermediate
powered
90° curve down
+ 90° curve up
Linear 1200
intermediate
not powered
2x 45° curve
intermediate
not powered
90° curve down
limit between
different feedings
Linear 1800
terminal
powered
Linear 1800
intermediate
not powered
60° curve
intermediate
not powered
Linear 1800
intermediate
not powered
2x 45° curve
intermediate
not powered
Linear 1200
intermediate
not powered
3x 60° curve
intermediate
not powered
Linear 1800
intermediate
not powered

Alphabet of light system configuration

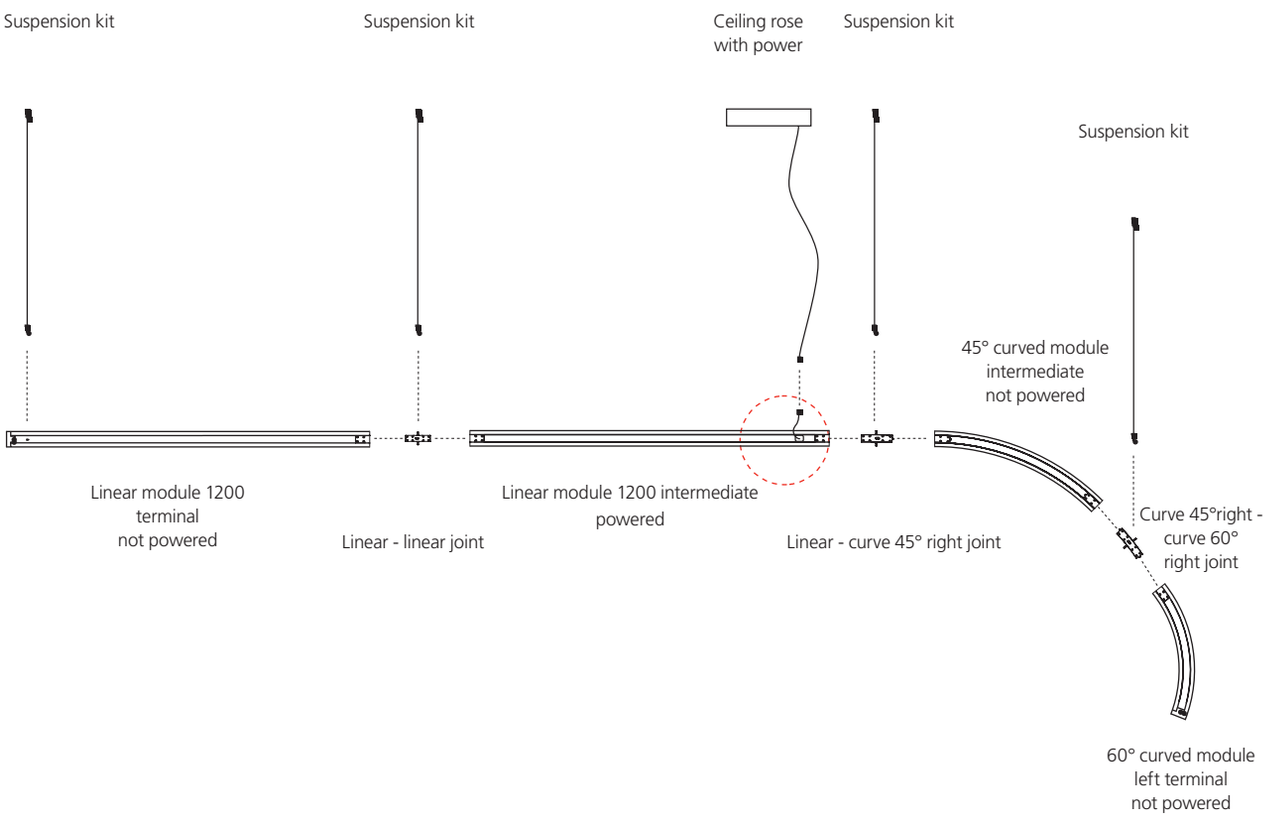

Materials: structure in anodized natural aluminum, tube in white diffusing PMMA.
Linear module are available in three lengths: L 600 / 1200 / 1800 mm
Possibility to articulate the configuration on the horizontal plane with 60°, 45° and 22,5° curves, T and X joint and on the vertical plane.

Max 10 m for each power unit (10 m in one direction or X+Y=10 m in both directions).
Dali / 1-10 / Push or APP dimmable power units, recessed or ceiling mounted.
All modules powered by same power unit will share the same dimming level.

Suspension modules

LINEAR MODULES

600 terminal (588 mm)



600 intermediate (588 mm)



1200 terminal (1180 mm)



1200 intermediate (1180 mm)

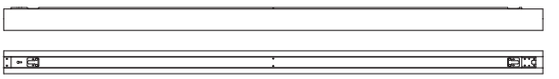

1800 terminal (1772 mm)

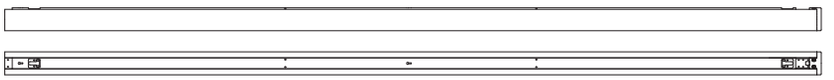

1800 intermediate (1772 mm)

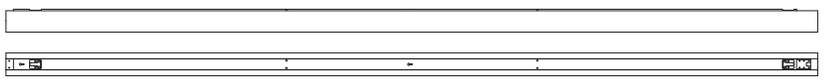

VERTICAL MODULES*

90° Vertical UP

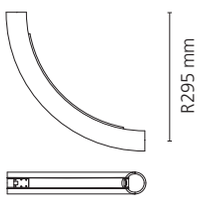

90° Vertical DOWN

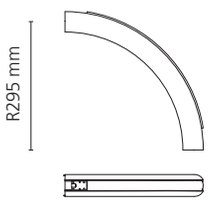

CONNECTION MODULES*

X Joint

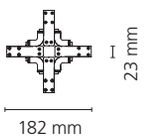

T Joint

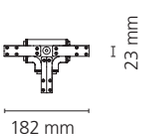

90° Joint

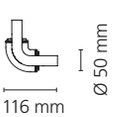

ALPHABET OF LIGHT - SYSTEM

Opal White



XF



*EDP compliance

EPDITALY0430
12/05/2023
www.epditaly.it

IP20

SUSPENSION LINEAR MODULES

Length	W	V	Flux	CCT	Powered Code	Not powered Code
600 terminal	11 W	24V	1133 lm	3000K	**2100010AHE**	**2101010AHE**
				3500K	**2100C10AHE**	**2101C10AHE**
600 intermediate	11 W	24V	1133 lm	3000K		**2102010AHE**
				3500K		**2102C10AHE**
1200 terminal	21 W	24V	2267 lm	3000K	**2104010AHE**	**2106010AHE**
				3500K	**2104C10AHE**	**2106C10AHE**
1200 intermediate	21 W	24V	2267 lm	3000K	**2105010AHE**	**2107010AHE**
				3500K	**2105C10AHE**	**2107C10AHE**
1800 terminal	33 W	24V	3400 lm	3000K	**2108010AHE***	**2110010AHE**
				3500K	**2108C10AHE**	**2110C10AHE**
1800 intermediate	33 W	24V	3400 lm	3000K	**2109010AHE**	**2111010AHE**
				3500K	**2109C10AHE**	**2111C10AHE**

VERTICAL MODULES*

Length	W	V	Flux	CCT	Not powered Code
90° vertical UP	8 W	24V	750 lm	3000K	**2124010AHE**
				3500K	**2124C10AHE**
90° vertical DOWN	8 W	24V	722 lm	3000K	**2125010AHE**
				3500K	**2125C10AHE**

CONNECTION MODULES*

	W	V	Flux	CCT	Not powered Code
X Joint	3 W	24V	253lm	3000K	**2158010AHE***
				3500K	**2158C10AHE**
T Joint	2,5 W	24V	211lm	3000K	**2156010AHE**
				3500K	**2156C10AHE**
90° Joint	1,5 W	24V	105lm	3000K	**2154010AHE***
				3500K	**2154C10AHE**

* Vertical modules and connection modules can only be combined with linear modules.

Suspension modules

CURVED MODULES

22,5° terminal right

22,5° terminal left

22,5° intermediate



45° terminal right

45° terminal left

45° intermediate

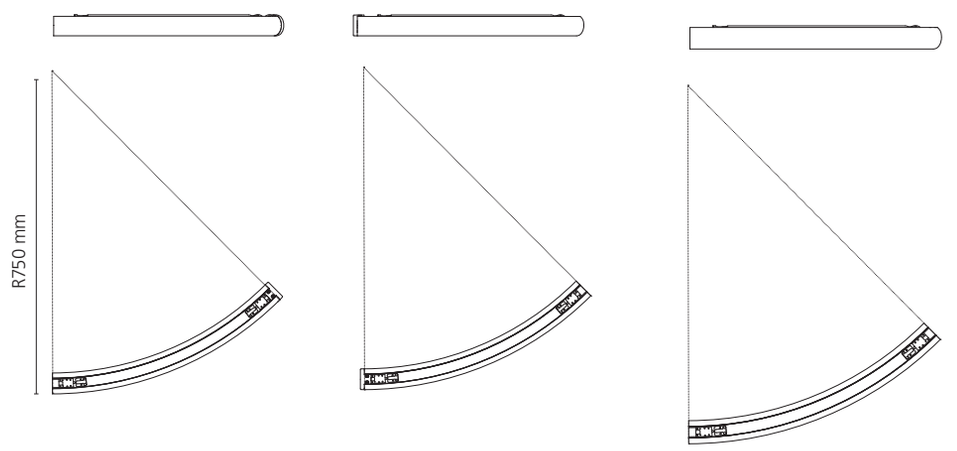

60° terminal right

60° terminal left

60° intermediate

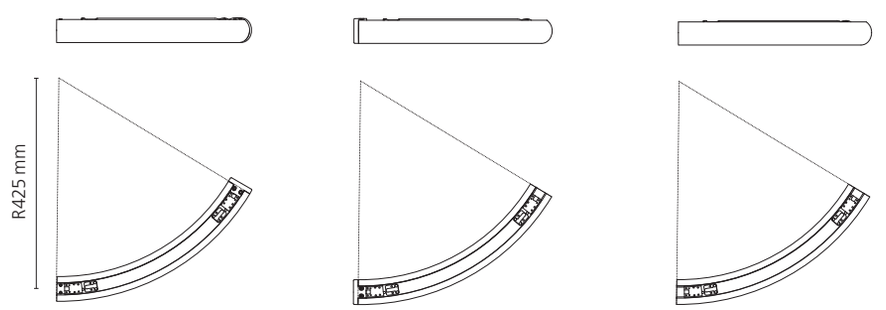

ALPHABET OF LIGHT - SYSTEM

Opal White

XF

*EDP compliance
EPDITALY0430
12/05/2023
www.epditaly.it

MacAdam 3SDCM
Life L70 (10K) 60000h
CRI =90

IP20

SUSPENSION CURVED MODULES

Length	W	V	Flux	CCT	Powered Code	Not powered Code
22,5° terminal left	11 W	24V	1118 lm	3000K	**2602010AHE**	**2605010AHE**
				3500K	**2602C10AHE**	**2605C10AHE**
22,5° terminal right	11 W	24V	1118 lm	3000K	**2601010AHE**	**2604010AHE**
				3500K	**2601C10AHE**	**2604C10AHE**
22,5° intermediate	11 W	24V	1118 lm	3000K	**2600010AHE**	**2603010AHE**
				3500K	**2600C10AHE**	**2603C10AHE**
45° terminal left	11 W	24V	1118 lm	3000K	**2112010AHE**	**2115010AHE**
				3500K	**2112C10AHE**	**2115C10AHE**
45° terminal right	11 W	24V	1118 lm	3000K	**2113010AHE***	**2116010AHE**
				3500K	**2113C10AHE**	**2116C10AHE**
45° intermediate	11 W	24V	1118 lm	3000K	**2114010AHE**	**2117010AHE**
				3500K	**2114C10AHE**	**2117C10AHE**
60° terminal left	8 W	24V	815 lm	3000K	**2118010AHE**	**2121010AHE**
				3500K	**2118C10AHE**	**2121C10AHE**
60° terminal right	8 W	24V	815 lm	3000K	**2119010AHE**	**2122010AHE**
				3500K	**2119C10AHE**	**2122C10AHE**
60° intermediate	8 W	24V	815 lm	3000K	**2120010AHE**	**2123010AHE**
				3500K	**2120C10AHE**	**2123C10AHE**

Suspension accessories	Code
Suspension kit L=1,50m	**2266010A**
Suspension kit L=4,00m	**2273010A**
*extension feeding cable L=1,25m	**2274010A**
*extension feeding cable L=2,50m	**2275010A**

*The total maximum length of the feeding cable is 4,00 m (either for ceiling mounted or remote power units).
Overpassing this value could affect uniformity of light emission.

Suspension Power Units	Code	
Dali / Push ceiling power unit (175W, 220-240VAC, L=306, W=140, H=44)	**2267010A***	
APP ceiling power unit (175W, 220-240VAC, L=306, W=140, H=44)	**2267010APP***	
Dali / Push remote power unit box (175W, 220-240VAC, L=306, W=140, H=44)	**2272010A**	
APP remote power unit box (175W, 220-240VAC, L=306, W=140, H=44)	**2272010APP**	Ø 160

Optional control devices - BLL wireless switch



Device for switching and controlling Artemide App products.
Max N.3 inputs for external push buttons.
Max 1 m distance.
Mains power supply required.
To be installed inside flush mounting boxes or junction boxes.

Code
DV1080APP

Wall/ceiling modules

LINEAR MODULES

600 terminal (588 mm)



600 intermediate (588 mm)



1200 terminal (1180 mm)

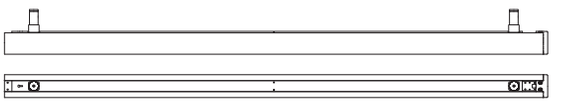

1200 intermediate (1180 mm)

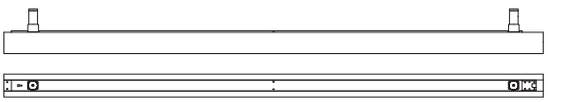

1800 terminal (1772 mm)

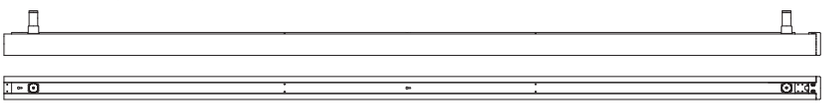

1800 intermediate (1772 mm)

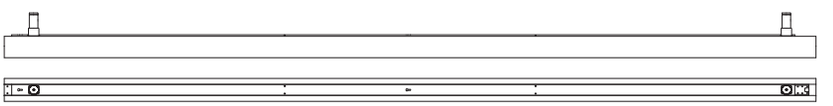

VERTICAL MODULES*

90° Vertical UP

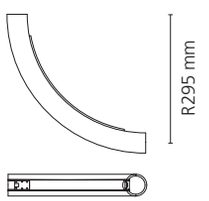

90° Vertical DOWN

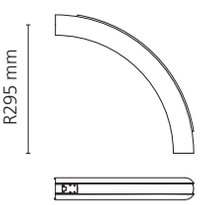

CONNECTION MODULES*

X Joint

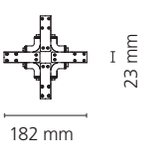

T Joint

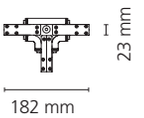

90° Joint

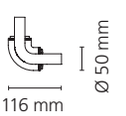

ALPHABET OF LIGHT - SYSTEM

Opal White



XF



*EDP compliance

EPDITALY0430
12/05/2023
www.epditaly.it

MacAdam 3SDCM
Life L70 (10K) 60000h
CRI =90

IP20

WALL/CEILING LINEAR MODULES

					Powered	Semi-recessed powered	Not powered
Length	W	V	Flux	CCT	Code	Code	Code
600 terminal	11 W	24V	1133 lm	3000K	**2130010AHE**	**2160010AHE**	**2131010AHE**
				3500K	**2130C10AHE**	**2160C10AHE**	**2131C10AHE**
600 intermediate	11 W	24V	1133 lm	3000K			**2132010AHE**
				3500K			**2132C10AHE**
1200 terminal	21 W	24V	2267 lm	3000K	**2134010AHE**	**2161010AHE**	**2136010AHE**
				3500K	**2134C10AHE**	**2161C10AHE**	**2136C10AHE**
1200 intermediate	21 W	24V	2267 lm	3000K	**2135010AHE***	**2162010AHE**	**2137010AHE**
				3500K	**2135C10AHE**	**2162C10AHE**	**2137C10AHE**
1800 terminal	33 W	24V	3400 lm	3000K	**2138010AHE**	**2163010AHE**	**2140010AHE**
				3500K	**2138C10AHE**	**2163C10AHE**	**2140C10AHE**
1800 intermediate	33 W	24V	3400 lm	3000K	**2139010AHE**	**2164010AHE**	**2141010AHE**
				3500K	**2139C10AHE**	**2164C10AHE**	**2141C10AHE**

VERTICAL MODULES*

					Not powered
Length	W	V	Flux	CCT	Code
90° vertical UP	8 W	24V	750 lm	3000K	**2124010AHE**
				3500K	**2124C10AHE**
90° vertical DOWN	8 W	24V	722 lm	3000K	**2125010AHE**
				3500K	**2125C10AHE**

CONNESCTION MODULES*

					Not powered
	W	V	Flux	CCT	Code
X Joint	3 W	24V	253lm	3000K	**2159010AHE**
				3500K	**2159C10AHE**
T Joint	2,5 W	24V	211lm	3000K	**2157010AHE**
				3500K	**2157C10AHE**
90° Joint	1,5 W	24V	105lm	3000K	**2155010AHE**
				3500K	**2155C10AHE**

***** Vertical modules and connection modules can only be combined with linear modules.

Wall/ceiling modules

CURVED MODULES

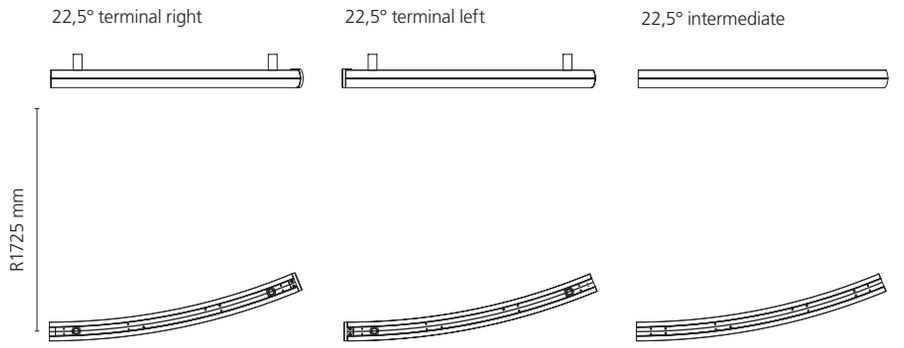

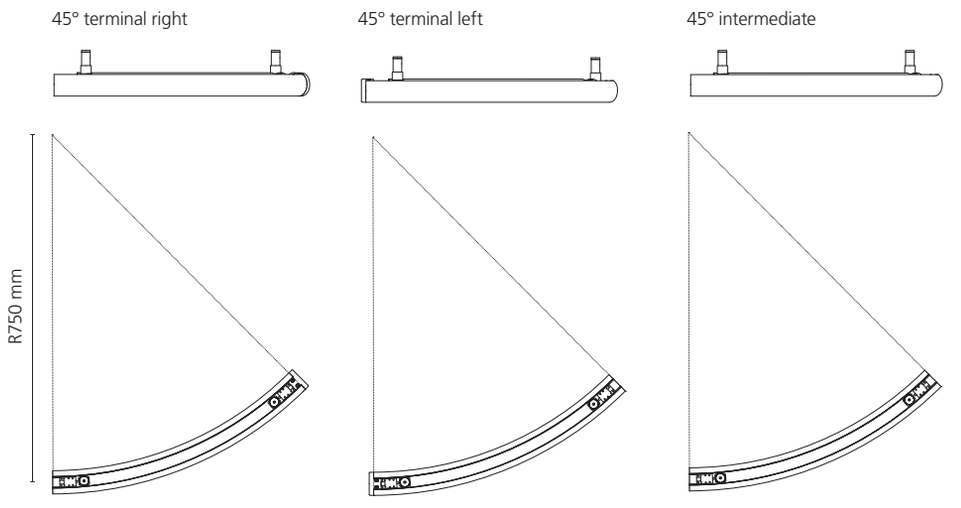

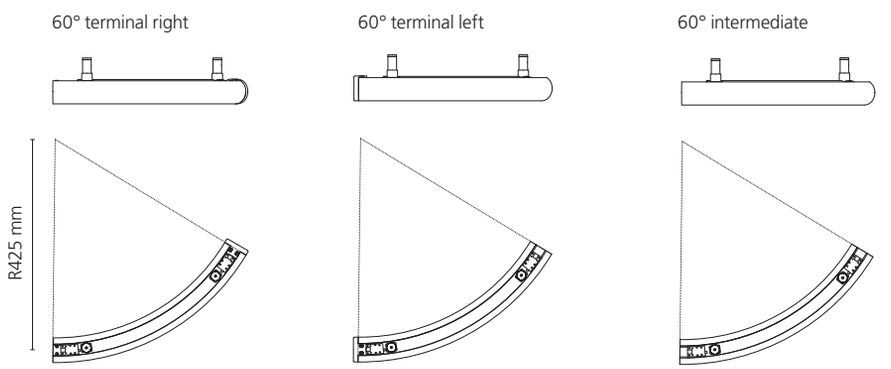

ALPHABET OF LIGHT - SYSTEM

Opal White

XF

MacAdam 3SDCM
Life L70 (10K) 60000h
CRI =90

IP20

WALL/CEILING CURVED MODULES

					Powered	Semi-recessed powered	Not powered
Length	W	V	Flux	CCT	Code	Code	Code
22,5° terminal left	11 W	24V	1118 lm	3000K	**2608010AHE**	**2627010AHE**	**2611010AHE**
				3500K	**2608C10AHE**	**2627C10AHE**	**2611C10AHE**
22,5° terminal right	11 W	24V	1118 lm	3000K	**2607010AHE**	**2626010AHE**	**2610010AHE**
				3500K	**2607C10AHE**	**2626C10AHE**	**2610C10AHE**
22,5° intermediate	11 W	24V	1118 lm	3000K	**2606010AHE**	**2625010AHE**	**2609010AHE**
				3500K	**2606C10AHE**	**2625C10AHE**	**2609C10AHE**
45° terminal left	11 W	24V	1118 lm	3000K	**2142010AHE**	**2165010AHE**	**2145010AHE**
				3500K	**2142C10AHE**	**2165C10AHE**	**2145C10AHE**
45° terminal right	11 W	24V	1118 lm	3000K	**2143010AHE**	**2166010AHE**	**2146010AHE**
				3500K	**2143C10AHE**	**2166C10AHE**	**2146C10AHE**
45° intermediate	11 W	24V	1118 lm	3000K	**2144010AHE**	**2167010AHE**	**2147010AHE**
				3500K	**2144C10AHE**	**2167C10AHE**	**2147C10AHE**
60° terminal left	8 W	24V	815 lm	3000K	**2148010AHE**	**2168010AHE**	**2151010AHE**
				3500K	**2148C10AHE**	**2168C10AHE**	**2151C10AHE**
60° terminal right	8 W	24V	815 lm	3000K	**2149010AHE**	**2169010AHE**	**2152010AHE**
				3500K	**2149C10AHE**	**2169C10AHE**	**2152C10AHE**
60° intermediate	8 W	24V	815 lm	3000K	**2150010AHE**	**2170010AHE**	**2153010AHE**
				3500K	**2150C10AHE**	**2170C10AHE**	**2153C10AHE**

Wall/Ceiling Power Units	Code	Ø 160
Dali / Push ceiling power unit (175W, 220-240VAC, L=306, W=140, H=44)	**2268010A**	
APP ceiling power unit (175W, 220-240VAC, L=306, W=140, H=44)	**2268010APP**	
Dali / Push remote power unit box (175W, 220-240VAC, L=306, W=140, H=44)	**2271010A**	
APP remote power unit box (175W, 220-240VAC, L=306, W=140, H=44)	**2271010APP**	

Optional control devices - BLL wireless switch



	Code
Device for switching and controlling Artemide App products. Max N.3 inputs for external push buttons. Max 1 m distance. Mains power supply required. To be installed inside flush mounting boxes or junction boxes.	**DV1080APP**



Zogenix, Emerville, USA, Ph. Emily Hagopian

Joints

ALPHABET OF LIGHT - SYSTEM

Opal White



XF



*EDP compliance

EPDITALY0430
12/05/2023
www.epditaly.it

IP20

JOINTS

Accessories

Joint		Code
01	Linear - linear joint ← Linear - linear joint	**2250010A***
02	Linear - curve 45° right joint ← Curve 45° left - linear joint	**2251010A**
03	Linear - curve 45° left joint ← Curve 45° right - linear joint	**2252010A**
04a	45° curve right - 45° curve right joint ← 45° curve left - 45° curve left joint	**2255010A**
04b	45° curve left - 45° curve left joint ← 45° curve right - 45° curve right joint	
05	Linear - curve 60° right joint ← 60° curve left - linear joint	**2253010A**
06	Linear - curve 60° left joint ← 60° curve right - linear joint	**2254010A**
07a	60° curve right - 60° curve right joint ← 60° curve left - 60° curve left joint	**2256010A**
07b	60° curve left - 60° curve left joint ← 60° curve right - 60° curve right joint	
08	60° curve right - 45° curve left joint ← 45° curve right - 60° curve left joint	**2257010A**
09	45° curve left - 45° curve right joint ← 45° curve left - 45° curve right joint	**2260010A**
10	60° curve right - 60° curve left joint ← 60° curve right - 60° curve left joint	**2259010A**
11	60° curve right - 45° curve right joint ← 45° curve left - 60° curve left joint	**2261010A**
12	60° curve left - 45° curve left joint ← 45° curve right - 60° curve right joint	**2262010A**
13	90° down - 90° up joint ← 90° up - 90° down joint	**2263010A**
14	Linear - 90° vertical up joint ← 90° vertical up joint - linear joint	**2264010A**
15	Linear - 90° vertical down joint ← 90° vertical down - linear joint	**2265010A**
16	60° curve left - 45° curve right joint ← 45° curve left - 60° curve right joint	**2258010A**
17	45° curve right - 45° curve left joint ← 45° curve right - 45° curve left joint	**2269010A**
18	60° curve left - 60° curve right joint ← 60° curve right - 60° curve left joint	**2270010A**
19	22° curve right - 22° curve right joint ← 22° curve left - 22° curve left joint	**2612010A**
20	Linear - curve 22° right joint ← Curve 22° left - linear joint	**2613010A**
21	Linear - curve 22° left joint ← Curve 22° right - linear joint	**2614010A**
22	22° curve right - 22° curve left joint ← 22° curve right - 22° curve left joint	**2615010A**
23	22° curve right - 60° curve right joint ← 60° curve left - 22° curve left joint	**2616010A**
24	22° curve right - 60° curve left joint ← 60° curve right - 22° curve left joint	**2617010A**
25	22° curve right - 45° curve right joint ← 45° curve left - 22° curve left joint	**2618010A**
26	22° curve right - 45° curve left joint ← 45° curve right - 22° curve left joint	**2619010A**
27	22° curve left - 60° curve right joint ← 60° curve left - 22° curve right joint	**2620010A**
28	22° curve left - 60° curve left joint ← 60° curve right - 22° curve right joint	**2621010A**
29	22° curve left - 45° curve right joint ← 45° curve left - 22° curve right joint	**2622010A**
30	22° curve left - 45° curve left joint ← 45° curve right - 22° curve right joint	**2623010A**
31	22° curve left - 22° curve right joint ← 22° curve left - 22° curve right joint	**2624010A**

→ left to right path
← right to left path

→ left to right path
← right to left path

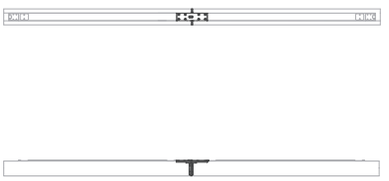

Code 2250010A_**JOINT 01**
→ LINEAR - LINEAR JOINT
← LINEAR - LINEAR JOINT

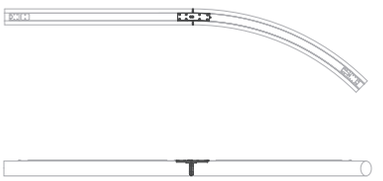

Code 2251010A_**JOINT 02**
→ LINEAR - CURVE 45° RIGHT JOINT
← CURVE 45° LEFT - LINEAR JOINT

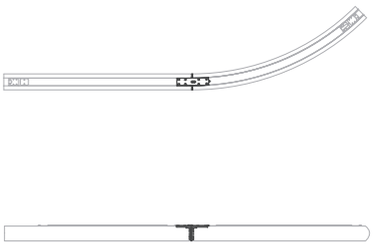

Code 2252010A_**JOINT 03**
→ LINEAR - CURVE 45° LEFT JOINT
← CURVE 45° RIGHT - LINEAR JOINT



Code 2255010A_**JOINT 04a**
→ 45° CURVE RIGHT - 45° CURVE RIGHT JOINT
← 45° CURVE LEFT - 45° CURVE LEFT JOINT

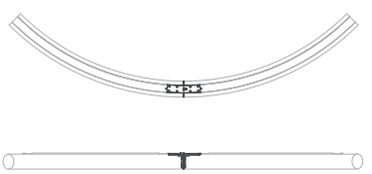

Code 2255010A_**JOINT 04b**
→ 45° CURVE LEFT - 45° CURVE LEFT JOINT
← 45° CURVE RIGHT - 45° CURVE RIGHT JOINT

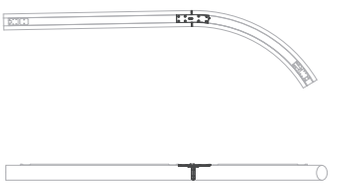

Code 2253010A_**JOINT 05**
→ LINEAR - CURVE 60° RIGHT JOINT
← 60° CURVE LEFT - LINEAR JOINT RIGHT

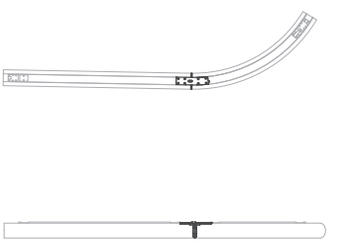

Code 2254010A_**JOINT 06**
→ LINEAR - CURVE 60° LEFT JOINT
← 60° CURVE RIGHT - LINEAR JOINT



Code 2256010A_**JOINT 07a**
→ 60° CURVE RIGHT - 60° CURVE RIGHT JOINT
← 60° CURVE LEFT - 60° CURVE LEFT JOINT

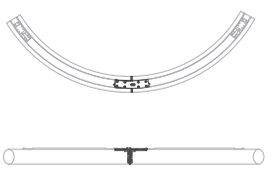

Code 2256010A_**JOINT 07b**
→ 60° CURVE LEFT - 60° CURVE LEFT JOINT
← 60° CURVE RIGHT - 60° CURVE RIGHT JOINT

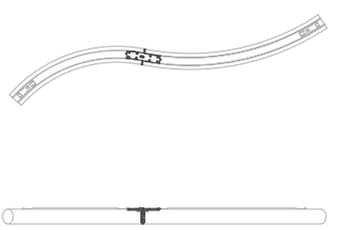

Code 2257010A_**JOINT 08**
→ 60° CURVE RIGHT - 45° CURVE LEFT JOINT
← 45° CURVE RIGHT - 60° CURVE LEFT JOINT

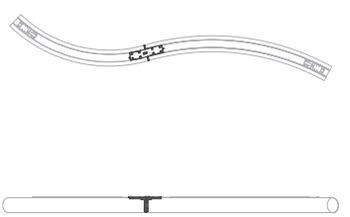

Code 2258010A_**JOINT 16**
→ 60° CURVE LEFT - 45° CURVE RIGHT JOINT
← 45° CURVE LEFT - 60° CURVE RIGHT JOINT

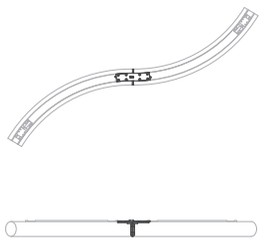

Code 2259010A_**JOINT 10**
→ 60° CURVE RIGHT - 60° CURVE LEFT JOINT
← 60° CURVE RIGHT - 60° CURVE LEFT JOINT

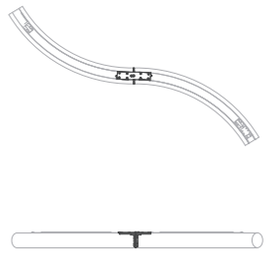

Code 2270010A_**JOINT 18**
→ 60° CURVE LEFT - 60° CURVE RIGHT JOINT
← 60° CURVE LEFT - 60° CURVE RIGHT JOINT

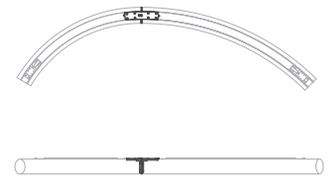

Code 2261010A_**JOINT 11**
→ 60° CURVE RIGHT - 45° CURVE RIGHT JOINT
← 45° CURVE LEFT - 60° CURVE LEFT JOINT

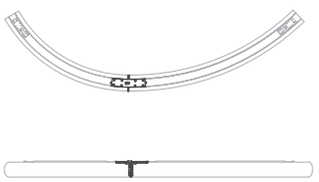

Code 2262010A_**JOINT 12**
→ 60° CURVE LEFT - 45° CURVE LEFT JOINT
← 45° CURVE RIGHT - 60° CURVE RIGHT JOINT



Code 2263010A_**JOINT 13**
→ 90° VERTICAL DOWN - 90° VERTICAL UP JOINT
← 90° VERTICAL UP - 90° VERTICAL DOWN JOINT

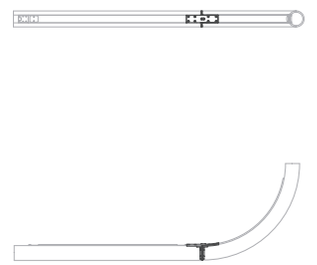

Code 2264010A_**JOINT 14**
→ LINEAR - 90° VERTICAL UP JOINT
← 90° VERTICAL UP - LINEAR JOINT

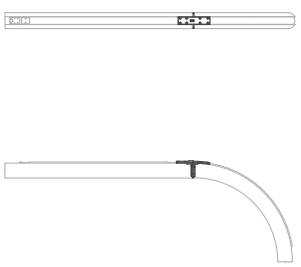

Code 2265010A_**JOINT 15**
→ LINEAR - 90° VERTICAL DOWN JOINT
← 90° VERTICAL DOWN - LINEAR JOINT

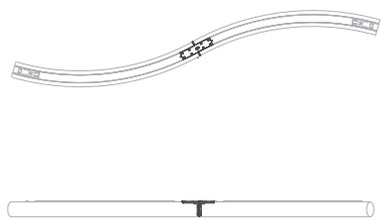

Code 2260010A_**JOINT 09**
→ 45° CURVE LEFT - 45° CURVE RIGHT JOINT
← 45° CURVE LEFT - 45° CURVE RIGHT JOINT

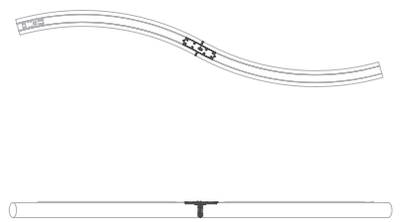

Code 2269010A_**JOINT 17**
→ 45° CURVE RIGHT - 45° CURVE LEFT JOINT
← 45° CURVE RIGHT - 45° CURVE LEFT JOINT

→ left to right path
← right to left path

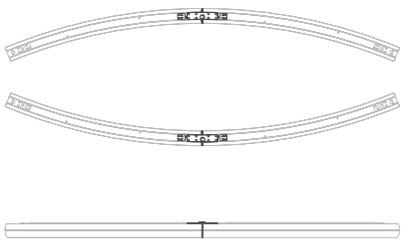

Code 2612010A_**JOINT 19**
→ 22° CURVE RIGHT - CURVE RIGHT JOINT
← 22° CURVE LEFT - CURVE LEFT JOINT

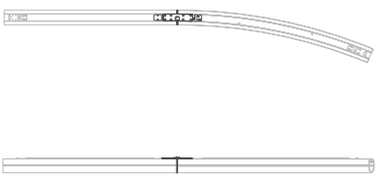

Code 2613010A_**JOINT 20**
→ LINEAR - 22° CURVE RIGHT JOINT
← 22° CURVE LEFT - LINEAR JOINT

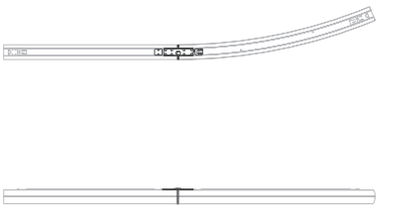

Code 2614010A_**JOINT 21**
→ LINEAR - 22° CURVE LEFT JOINT
← 22° CURVE RIGHT - LINEAR JOINT

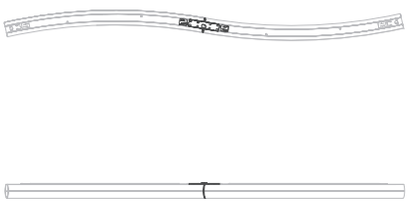

Code 2615010A_**JOINT 22**
→ 22° CURVE RIGHT - 22° CURVE LEFT JOINT
← 22° CURVE RIGHT - 22° CURVE LEFT JOINT



Code 2616010A_**JOINT 23**
→ 22° CURVE RIGHT - 60° CURVE RIGHT JOINT
← 60° CURVE LEFT - 22° CURVE LEFT JOINT

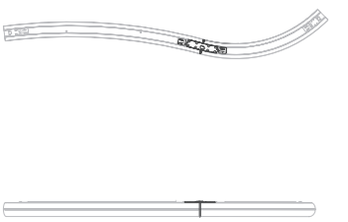

Code 2617010A_**JOINT 24**
→ 22° CURVE RIGHT - 60° CURVE LEFT JOINT
← 60° CURVE RIGHT - 22° CURVE LEFT JOINT

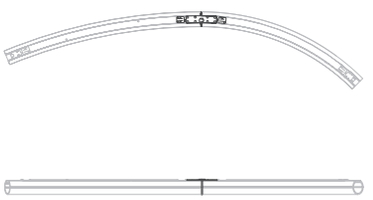

Code 2618010A_**JOINT 25**
→ 22° CURVE RIGHT - 45° CURVE RIGHT JOINT
← 45° CURVE LEFT - 22° CURVE LEFT JOINT



Code 2619010A_**JOINT 26**
→ 22° CURVE RIGHT - 45° CURVE LEFT JOINT
← 45° CURVE RIGHT - 22° CURVE LEFT JOINT

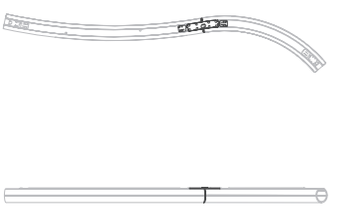

Code 2620010A_**JOINT 27**
→ 22° CURVE LEFT - 60° CURVE RIGHT JOINT
← 60° CURVE LEFT - 22° CURVE RIGHT JOINT

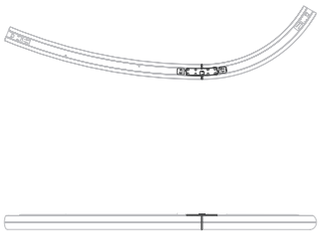

Code 2621010A_**JOINT 28**
→ 22° CURVE LEFT - 60° CURVE LEFT JOINT
← 60° CURVE RIGHT - 22° CURVE RIGHT JOINT

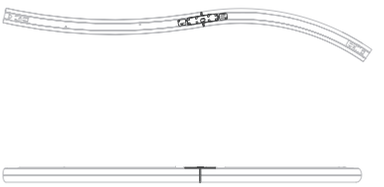

Code 2622010A_**JOINT 29**
→ 22° CURVE LEFT - 45° CURVE RIGHT JOINT
← 45° CURVE LEFT - 22° CURVE RIGHT JOINT

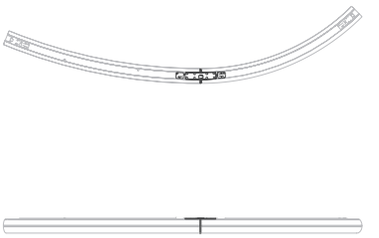

Code 2623010A_**JOINT 30**
→ 22° CURVE LEFT - 45° CURVE LEFT JOINT
← 45° CURVE RIGHT - 22° CURVE RIGHT JOINT

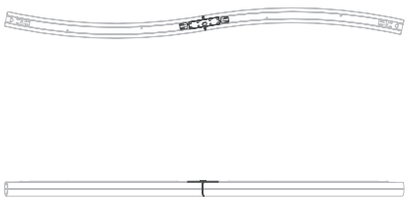

Code 2624010A_**JOINT 31**
→ 22° CURVE LEFT - 60° CURVE RIGHT JOINT
← 22° CURVE LEFT - 22° CURVE RIGHT JOINT



The Circle Offices, Santa Ponsa, Mallorca, Spain_ Ph. Jesús Granada


EXIT
STOP

Gople system

BIG - Bjarke Ingles Group
2020



ARTEMIDE
APP


Progetti
KFMB Architects

Complete system

Gople system is designed to allow double emission: it can have a track for direct spot emission and a diffused indirect light.

The different typology of Gople system modules can be combined with the maximum freedom.

The same diameter of Alphabet of light and Gople system allows to combine the two systems with mechanical continuity.



ALPHABET OF LIGHT

24V

GOPLE SYSTEM TRACK

48V



GOPLE SYSTEM
TRACK + INDIRECT EMISSION

48V

Professional performances



Gople spot



GOPLE SPOT 60



S 14°	F 21°	WF 28°
9W	9W	9W
557 lm*	598 lm*	542 lm*



GOPLE SPOT 80



S 15°	F 22°	WF 31°
23W	23W	23W
1767 lm*	1786 lm*	1854 lm*



GOPLE SPOT PENDANT 60



S 14°	F 21°	WF 28°
9W	9W	9W
557 lm*	598 lm*	542 lm*



GOPLE SPOT PENDANT 80



S 15°	F 22°	WF 31°
23W	23W	23W
1767 lm*	1786 lm*	1854 lm*

* 3000 K Values.

Gople spot offers highly professional performance within the soft geometries that remind in reduced-scale the iconic Gople diffuser.

The spotlight comes in two sizes, corresponding to different power and flux levels, each with multiple beam angles.

Artemide's expertise in managing the different qualities of light is also expressed in the ability to personalise light emissions with custom solutions, selecting the parameters of colour rendering (Gamut index and Fidelity Index) and spectrum quality dedicated to specific display situations.





Gople system
Direct Spot

90°
Joint

Alphabet of light
Linear Module



Gople system
Direct Spot + Indirect Diffused

Alphabet of light
45° Curved Module

Alphabet of light
Linear Module

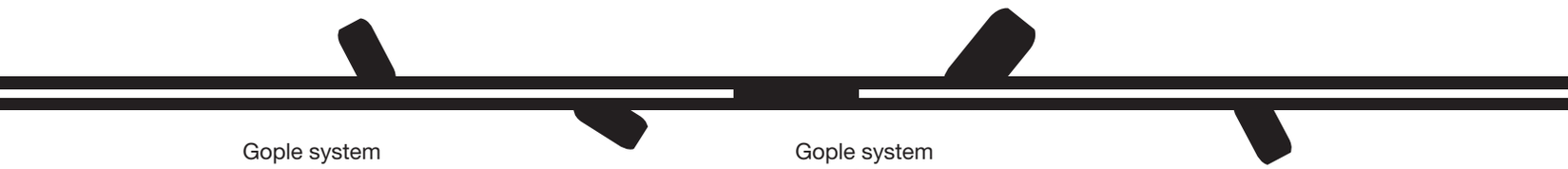

Gople system
Direct Spot + Indirect Diffused

Gople system
Direct Spot + Indirect Diffused

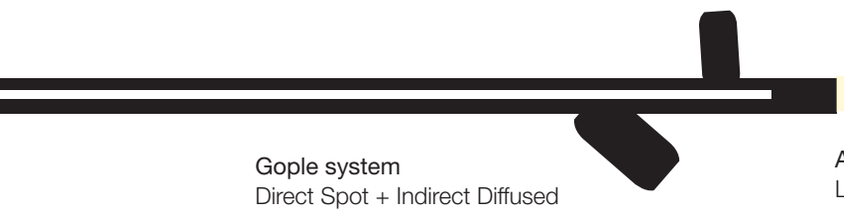

Gople system
Direct Spot + Indirect Diffused

Alphabet of light
Linear Module

Alphabet of light
Linear Module



Gople system
Direct Spot



Gople system
Direct Spot

Alphabet of light
60° Curved Module

Alphabet of light
Linear Module



Gople system
Direct Spot + Indirect Diffused

Alphabet of light
90° Vertical Module



Gople system
Direct Spot

90°
Joint

Alphabet of light
Linear Module

Endless possibilities



90°
Joint

Gople system
Direct Spot



Gople system
Direct Spot + Indirect Diffused

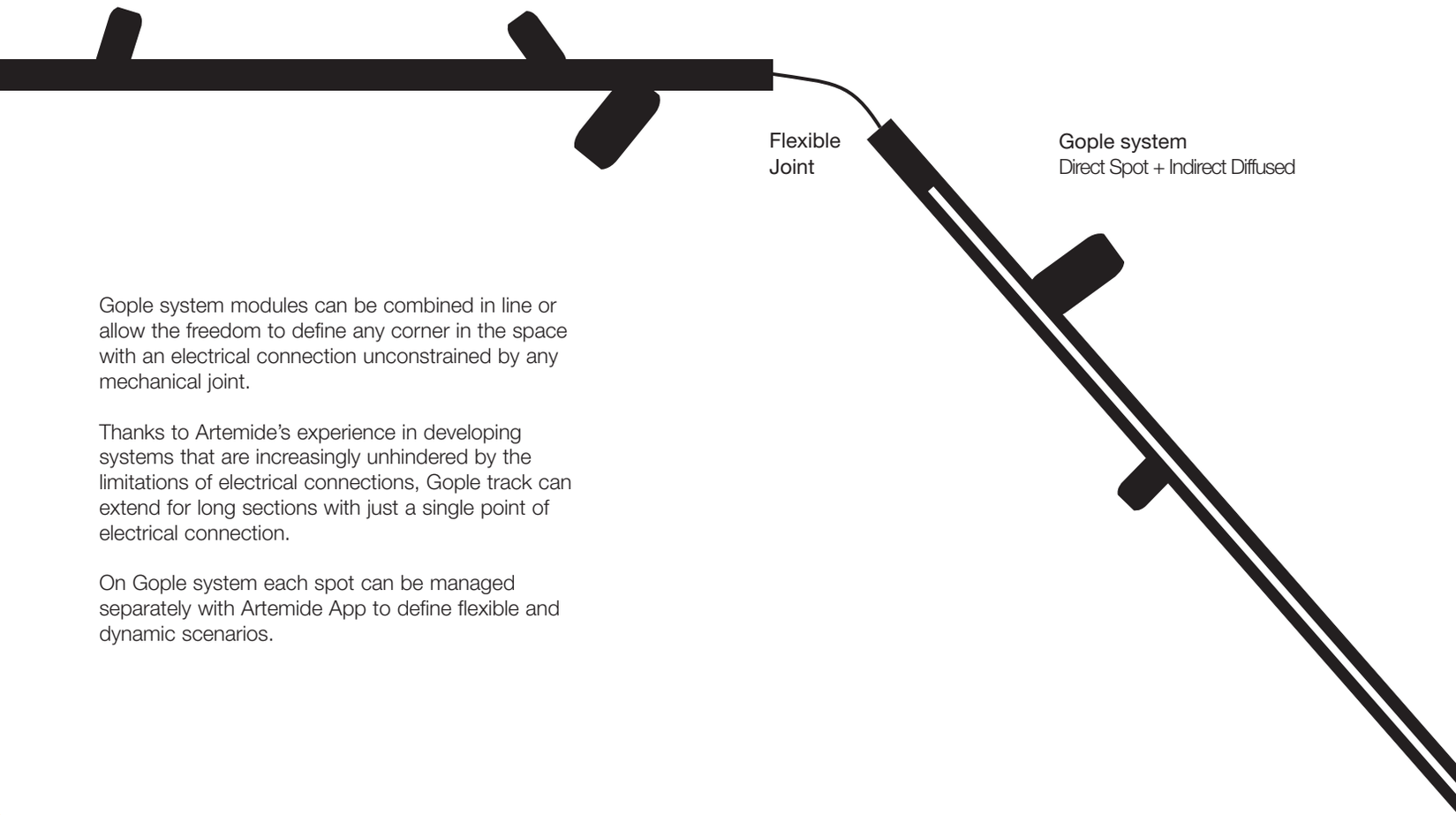

Flexible
Joint

Gople system
Direct Spot + Indirect Diffused

Gople system modules can be combined in line or allow the freedom to define any corner in the space with an electrical connection unconstrained by any mechanical joint.

Thanks to Artemide's experience in developing systems that are increasingly unhindered by the limitations of electrical connections, Gople track can extend for long sections with just a single point of electrical connection.

On Gople system each spot can be managed separately with Artemide App to define flexible and dynamic scenarios.

GOPLE SYSTEM - MODULES

White **01** Black **04** XF

MacAdam 2SDCM
Life L70 (20K) 116750h
CRI =80

IP20

LINEAR MODULES

Direct Track 1180 mm

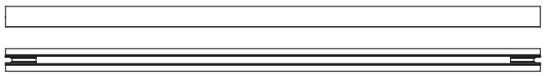

Direct Track 1772 mm

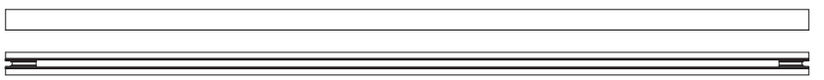

Direct Track + Indirect Emission 1180 mm

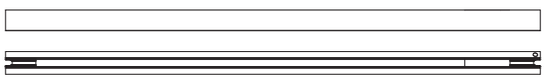

Direct Track + Indirect Emission 1772 mm

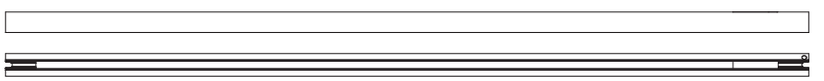

LINEAR DIRECT TRACK MODULES

Suspension/Ceiling

Length	V	Code
1180 mm	48V	**CB003.** 01/04
1772 mm	48V	**CB004.** 01/04





LINEAR DIRECT TRACK + INDIRECT LIGHT MODULES

Suspension

Length	W	V	Flux	CCT	Code
1180 mm	16W indirect	48V	1420 lm indirect	3000 K	**CB006.** 01/04
1772 mm	32W indirect	48V	2840 lm indirect	3000 K	**CB007.** 01/04





GOPLE SYSTEM - POWER SUPPLY KIT

White **01** Black **04**

The APP driver can not be controlled by DALI dimming system and viceversa.

IP20

CEILING

Power supply kit	ND Code	DALI/PUSH/0-10 Code	Artemide App Code
 Ceiling Power supply kit (ND / DALI / PUSH / 0-10/ APP) 150W 400x110x49H	**CB500.** 01/04	**CB501.** 01/04	**CB502.** 01/04
 Ceiling Power supply kit (ND / DALI / PUSH / 0-10/ APP) 240W 400x110x49H	**CB503.** 01/04	**CB504.** 01/04	**CB505.** 01/04

RECESSED

Power supply kit	ND Code	DALI/PUSH/0-10 Code	Artemide App Code
 Recessed Power supply kit (ND / DALI / PUSH / 0-10/ APP) 150W 396x178x108H	**CB60001**	**CB60101**	**CB60201**
 Recessed Power supply kit (ND / DALI / PUSH / 0-10/ APP) 240W 396x178x108H	**CB60301**	**CB60401**	**CB60501**
 Recessed Power supply kit (ND / DALI / PUSH / 0-10/ APP) 320W 396x178x108H	**CB60601**	**CB60701**	**CB60801**

REMOTE

Power supply kit	DALI/PUSH/0-10 Code	Artemide App Code
 Remote power supply kit (DALI / PUSH / 0-10/APP) 240W 313x243x57,5H	**CB70001**	**CB70101**
 Remote power supply kit (DALI / PUSH / 0-10/APP) 320W 313x243x57,5H	**CB70201**	**CB70301**

Optional control devices - BLL wireless switch



Device for switching and controlling Artemide App products.
Max N.3 inputs for external push buttons.
Max 1 m distance.
Mains power supply required.
To be installed inside flush mounting boxes or junction boxes.

Code
DV1080APP

Gople system configuration



Materials: structure in anodized aluminum.
Linear modules are available in two lengths: L 1180 / 1772 mm.

Dali / 0-10 / Push or APP dimmable power units, recessed or ceiling mounted.

GOPLE SYSTEM - ACCESSORIES

White **01** Black **04**

IP20

Suspension / Ceiling accessories

		Code
	End cap	**CB300.** 04
	Flexible joint	**CB207.** 04
	Rigid suspension/ceiling joint with electrical connection	**CB208.** 01/04

Suspension accessories

		Code
	Powered suspension tige for ceiling rose (L=470mm)	**CB100.** 01/04
	Powered suspension tige / ceiling mounted for recessed and remote rose (L=500mm)	**CB102.** 01/04
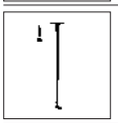	Suspension/ceiling tige	**CB103.** 01/04
	Powered suspension rigid joint for ceiling rose (L=470mm)	**CB209.** 01/04
	Powered suspension rigid joint for recessed and remote rose (L=500mm)	**CB212.** 01/04

Ceiling accessories

		Code
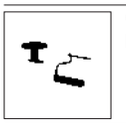	Ceiling tige with powered head	**CB101.** 01/04
	Powered ceiling tige / ceiling mounted for re-cessed and remote rose	**CB112.** 01/04
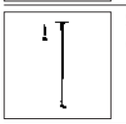	Suspension/ceiling tige (L=50mm)	**CB103.** 01/04
	Ceiling rigid joint with powered head	**CB211.** 01/04
	Powered ceiling rigid joint for recessed and remote rose	**CB213.** 01/04

GOPLE SYSTEM - 90° ANGLE

White **01** Black **04**

IP20

SUSPENSION / CEILING JOINT

90° Angle with electrical connection

Code
CB400. 01/04

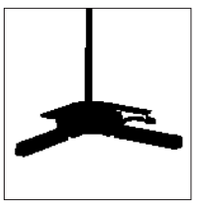

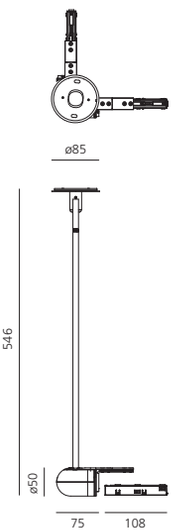

GOPLE SYSTEM + ALPHABET OF LIGHT 90° ANGLE
SUSPENSION / CEILING JOINT

90° Left Angle
(with rigid tige for suspension version and rigid tige for ceiling version)

Code
CB401. 01/04

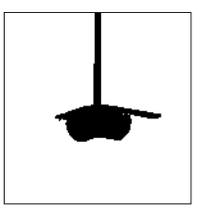

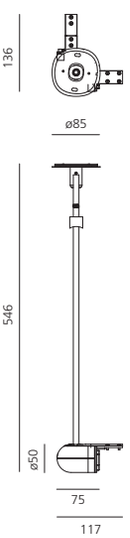

GOPLE SYSTEM + ALPHABET OF LIGHT 90° ANGLE
SUSPENSION / CEILING JOINT

90° Right Angle
(with rigid tige for suspension version and rigid tige for ceiling version)

Code
CB402. 01/04

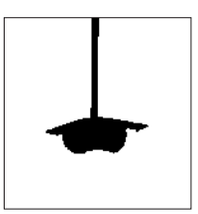

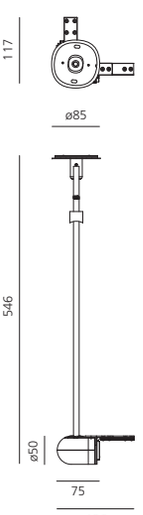





Gople spots

GOPLE SYSTEM - SPOT TRACK

White **01** Black **04**

S F WF

Delivery time on demand
2700K - 4000K

MacAdam 3SDCM
*MacAdam 2SDCM
CRI = 90

IP20

360°

GOPLE 60 SPOT TRACK

W	V	Beam	Flux	CCT	Dimmable DALI Code
9 W	48V	S 14°	557 lm	2700K	**CA000.** 01/04
			557 lm	3000K	**CA010.** 01/04
			557 lm	4000K	**CA020.** 01/04
		*F 21°	556 lm	2700K	**CA001.** 01/04
			598 lm	3000K	**CA011.** 01/04
			641 lm	4000K	**CA021.** 01/04
		*WF 28°	503 lm	2700K	**CA002.** 01/04
			542 lm	3000K	**CA012.** 01/04
			580 lm	4000K	**CA022.** 01/04



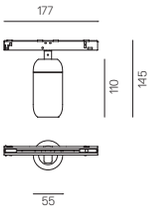

GOPLE 80 SPOT TRACK

W	V	Beam	Flux	CCT	Dimmable DALI Code
19 W	48V	S 15°	1739 lm	2700K	**CA100.** 01/04
			1837 lm	3000K	**CA110.** 01/04
			1986 lm	4000K	**CA120.** 01/04
		F 22°	1779 lm	2700K	**CA101.** 01/04
			1879 lm	3000K	**CA111.** 01/04
			2031 lm	4000K	**CA121.** 01/04
		WF 31°	1845 lm	2700K	**CA102.** 01/04
			1949 lm	3000K	**CA112.** 01/04
			2107 lm	4000K	**CA122.** 01/04



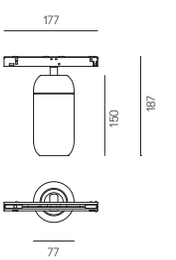

GOPLE 60 SPOT PENDANT TRACK

W	V	Beam	Flux	CCT	Dimmable DALI Code
9 W	48V	S 14°	557 lm	2700K	**CA200.** 01/04
			557 lm	3000K	**CA210.** 01/04
			557 lm	4000K	**CA220.** 01/04
		*F 21°	556 lm	2700K	**CA201.** 01/04
			598 lm	3000K	**CA211.** 01/04
			641 lm	4000K	**CA221.** 01/04
		*WF 28°	503 lm	2700K	**CA202.** 01/04
			542 lm	3000K	**CA212.** 01/04
			580 lm	4000K	**CA222.** 01/04



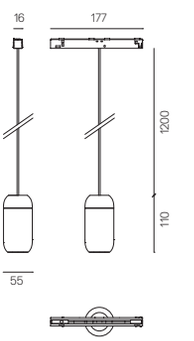

GOPLE 80 SPOT PENDANT TRACK

W	V	Beam	Flux	CCT	Dimmable DALI Code
19 W	48V	S 15°	1739 lm	2700K	**CA300.** 01/04
			1837 lm	3000K	**CA310.** 01/04
			1986 lm	4000K	**CA320.** 01/04
		F 22°	1779 lm	2700K	**CA301.** 01/04
			1879 lm	3000K	**CA311.** 01/04
			2031 lm	4000K	**CA321.** 01/04
		WF 31°	1845 lm	2700K	**CA302.** 01/04
			1949 lm	3000K	**CA312.** 01/04
			2107 lm	4000K	**CA322.** 01/04



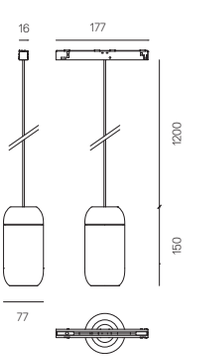

Alphabet of light & Gople system Joints



ALPHABET OF LIGHT AND GOPLE SYSTEM - JOINTS

White Black

01 **04**

IP20

JOINTS

		Code
01	Linear - linear joint	**CB200.** 01/04
02	Linear - curve 45° right joint	**CB201.** 01/04
03	Linear - curve 45° left joint	**CB202.** 01/04
04	Linear - curve 60° right joint	**CB203.** 01/04
05	Linear - curve 60° left joint	**CB204.** 01/04
06	Linear - curve up joint	**CB205.** 01/04
07	Linear - curve down joint	**CB206.** 01/04
08	Linear - curve 90° right joint	**CB307.** 01/04
09	Linear - curve 90° left joint	**CB306.** 01/04



Code CB200.01/04_**JOINT 1**
LINEAR - LINEAR JOINT



Code CB201.01/04_**JOINT 2**
LINEAR - CURVE 45° RIGHT JOINT



Code CB202.01/04_**JOINT 3**
LINEAR - CURVE 45° LEFT JOINT



Code CB203.01/04_**JOINT 4**
LINEAR - CURVE 60° RIGHT JOINT



Code CB204.01/04_**JOINT 5**
LINEAR - CURVE 60° LEFT JOINT



Code CB205.01/04_**JOINT 6**
LINEAR - CURVE UP JOINT



Code CB206.01/04_**JOINT 7**
LINEAR - CURVE DOWN JOINT



Code CB306.01/04_**JOINT 8**
LINEAR - CURVE 90° RIGHT JOINT



Code CB307.01/04_**JOINT 9**
LINEAR - CURVE 90° LEFT JOINT

Alphabet of light & Gople system configuration

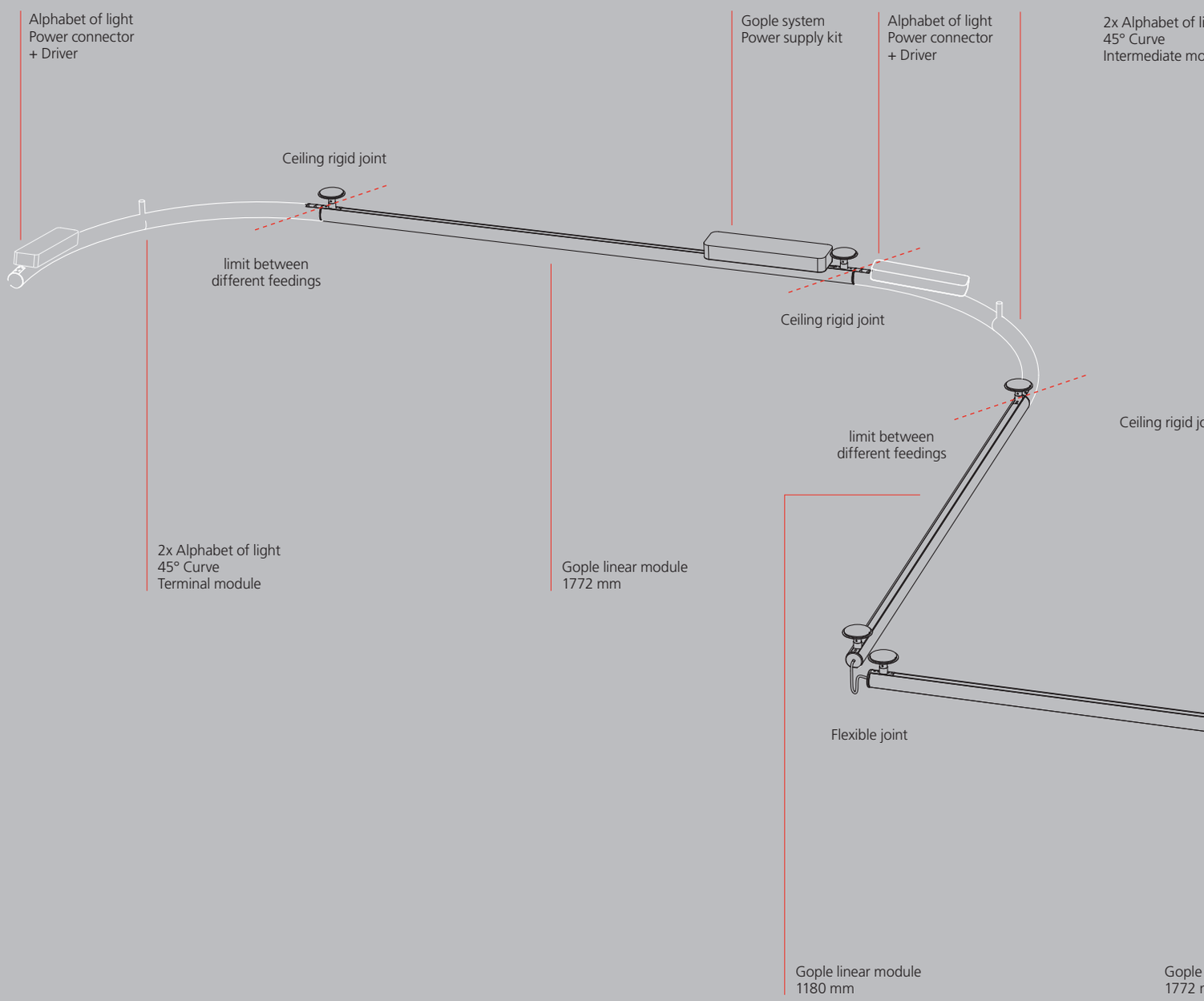

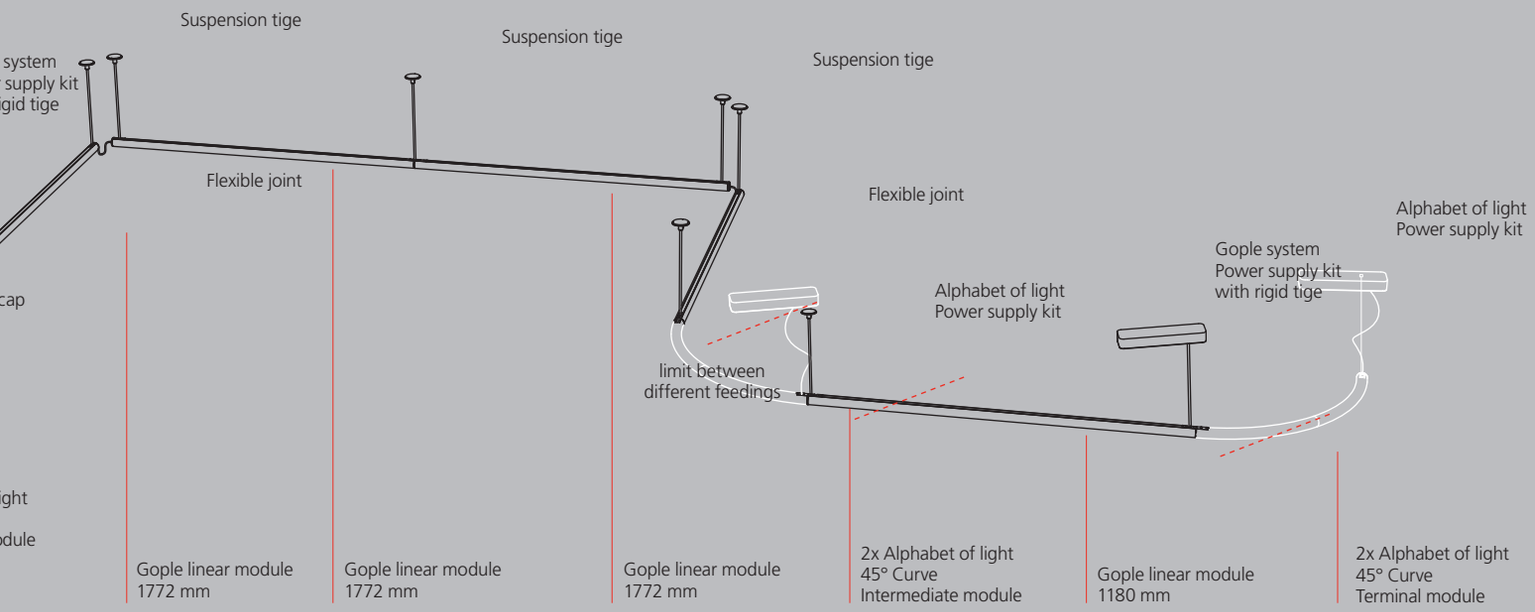
Suspension tige
Suspension tige
Suspension tige
system
supply kit
gid tige
Flexible joint
Flexible joint
Alphabet of light
Power supply kit
Gople system
Power supply kit
with rigid tige
Alphabet of light
Power supply kit
limit between
different feedings
cap
ight
odule
Gople linear module
1772 mm
Gople linear module
1772 mm
Gople linear module
1772 mm
2x Alphabet of light
45° Curve
Intermediate module
Gople linear module
1180 mm
2x Alphabet of light
45° Curve
Terminal module

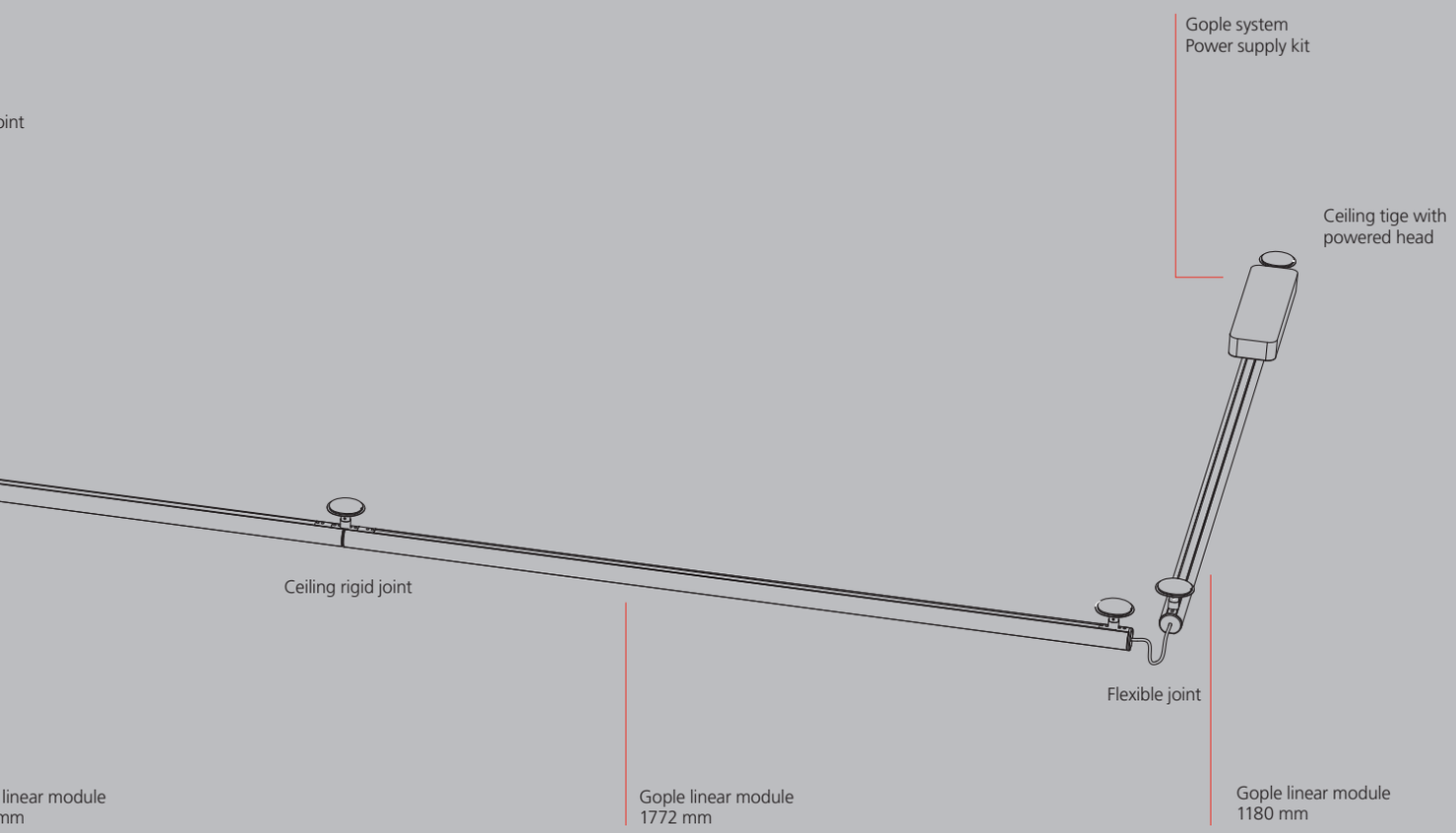
oint
Gople system
Power supply kit
Ceiling tige with
powered head
Ceiling rigid joint
Flexible joint
linear module
mm
Gople linear module
1772 mm
Gople linear module
1180 mm

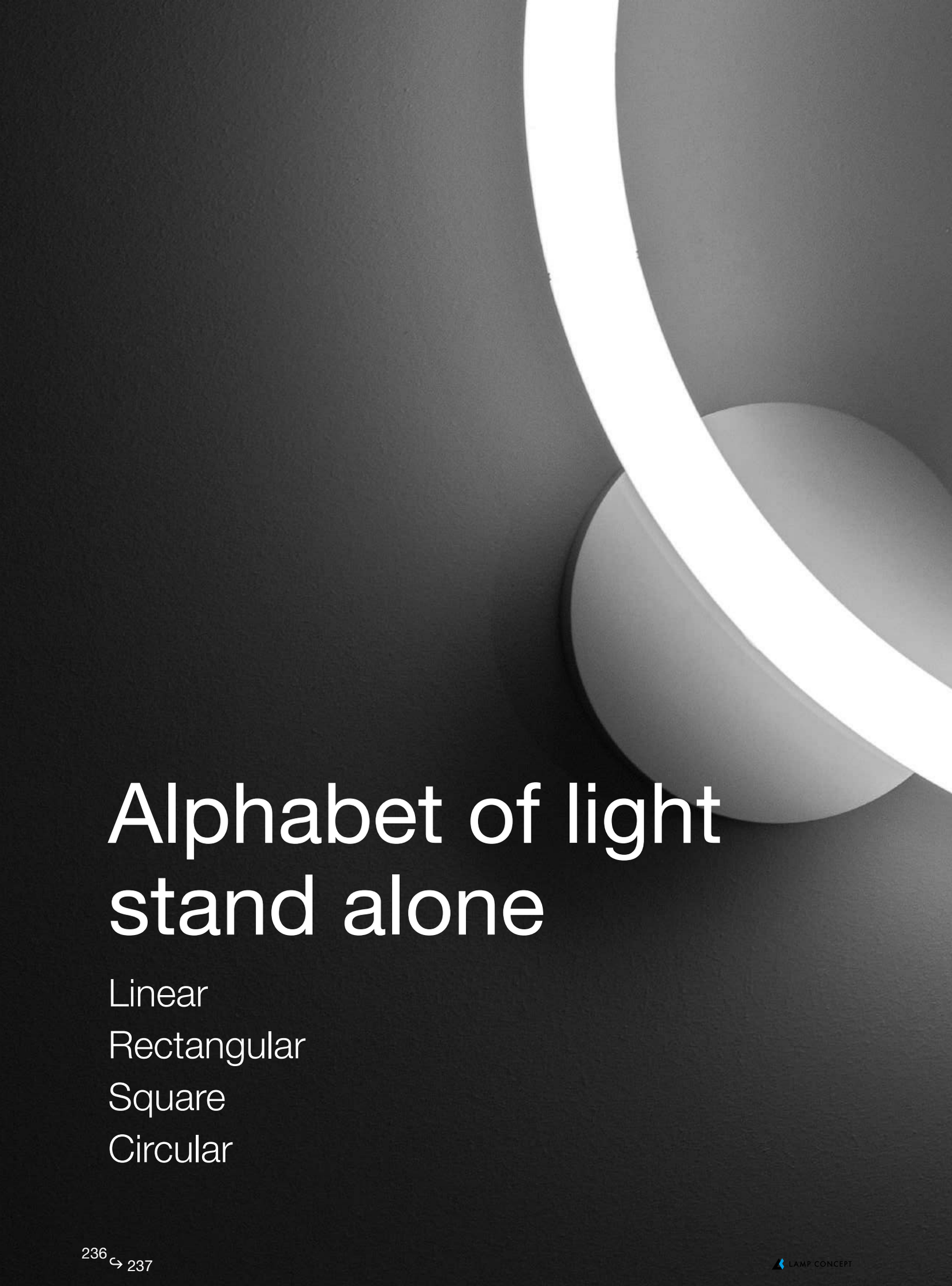

Alphabet of light stand alone

Linear
Rectangular
Square
Circular



PATENT OF INVENTION: MECHANICAL AND ELECTRICAL CONNECTION
PATENT OF INVENTION: OPTICS

ARTEMIDE
APP



Offices, Milan, Italy, ph. Federico Villa

Materials: structure in anodized natural aluminum,
tube in white diffusing PMMA
Linear modules are available in lengths: 1200 / 1800 / 2400 mm
Rectangualr modules are available in size: 1911 x 1321 mm
Square modules are available in size: 1321 / 1911 mm
Circular modules are available in diameters: ø tot 900 / 1550 / 3500 mm



ALPHABET OF LIGHT - LINEAR

Opal White

XF

*EDP compliance
EPDITALY0430
12/05/2023
www.epditaly.it

MacAdam 2SDCM
Life L80 (10K) 55000h
CRI =80

IP20

WALL/CEILING

	W	Flux	CCT	DALI / PUSH Code	APP & PUSH Code
Linear 120	35 W	3480 lm	3000K	**1304000A**	**1304000APP**
Linear 180	50 W	5226 lm	3000K	**1305000A**	**1305000APP**
Linear 240	63 W	6968 lm	3000K	**1308000A**	**1308000APP**



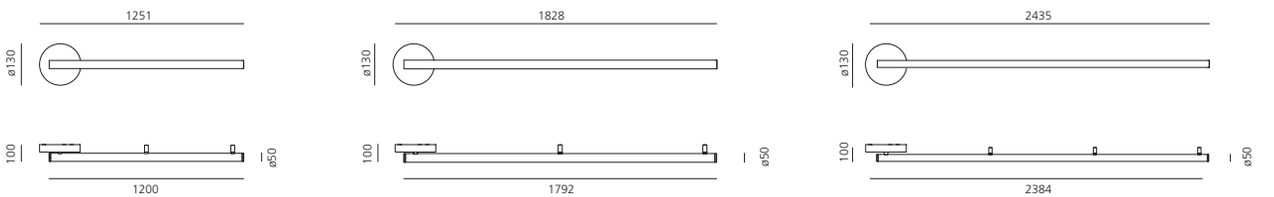

SUSPENSION

	W	Flux	CCT	DALI / PUSH Code	APP / PUSH Code
Linear 120	35 W	3484 lm	3000K	**1204000A**	**1204000APP**
Linear 180	50 W	5226 lm	3000K	**1205000A**	**1205000APP**
Linear 240	63 W	6968 lm	3000K	**1208000A**	**1208000APP***



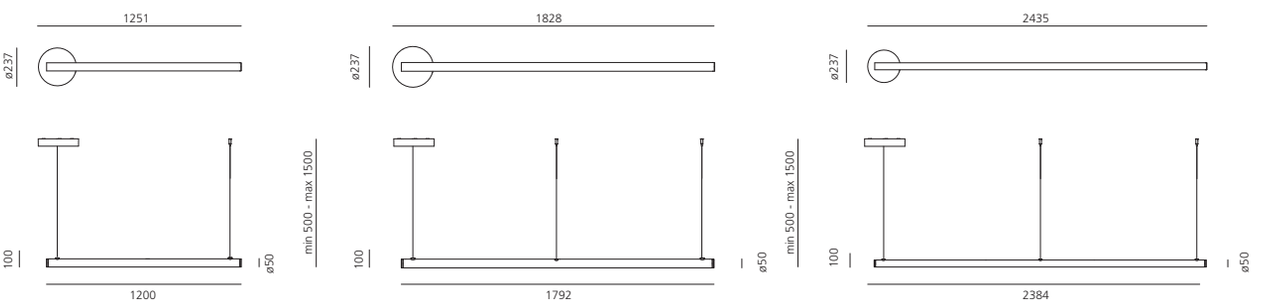

	Code
4.5 m extension feeding cable + 3 suspension wires L=6m for AoL linear 120/180/240	**1209000A**

Optional control devices - BLL wireless switch



Device for switching and controlling Artemide App products.
Max N.3 inputs for external push buttons.
Max 1 m distance.
Mains power supply required.
To be installed inside flush mounting boxes or junction boxes.

Code
DV1080APP

ALPHABET OF LIGHT - LINEAR

Opal White

XF

Constant current SELV
driver supplied separately

MacAdam 3SDCM
Life L80 (10K) 55000h
CRI =80

IP20

WALL/CEILING SEMI-RECESSED

	I	W	Flux	CCT	Code
Linear 120	800mA	29 W	3480 lm	3000K	**1425000A**
Linear 180	1200mA	44 W	5226 lm	3000K	**1426000A**
Linear 240	1600mA	58 W	6968 lm	3000K	**1427000A**



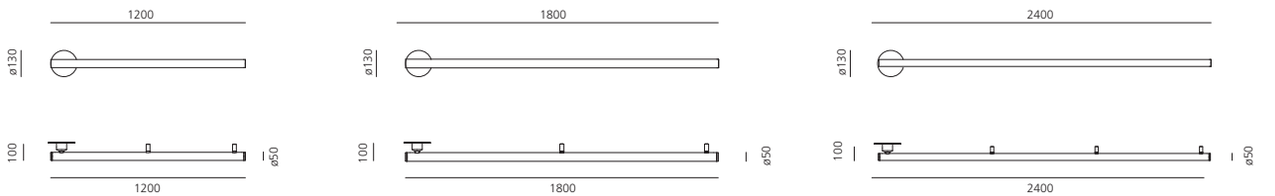

Model	Driver	Vac	Pw	Lmm	Wmm	Hmm		Code
Linear 120	CC 800mA	220-240	35	124	80	22	DALI / 1-10 / PUSH	**DV1035**
Linear 120	CC 800mA	220-240	35	124	80	22	APP / PUSH	**DV1035APP**
Linear 180	CC 1200mA	220-240	50	124	80	22	DALI / 1-10 / PUSH	**DV1035**
Linear 180	CC 1200mA	220-240	50	124	80	22	APP / PUSH	**DV1035APP**
Linear 240	CC 1600mA	220-240	63	130	76	30	DALI / 1-10 / PUSH	**DV1034**
Linear 240	CC 1600mA	220-240	63	130	76	30	APP / PUSH	**DV1034APP**

ALPHABET OF LIGHT - RECTANGULAR/SQUARE

Opal White

XF

MacAdam 3SDCM
Life L70 (10K) 60000h
CRI =90

IP20

SQUARE WALL/CEILING

	W	Flux	CCT	DALI / PUSH Code	APP & PUSH Code
Square 120	100 W	9488 lm	3000K	**1430210A**	**1430210APP**
Square 180	145 W	14020 lm	3000K	**1430220A**	**1430220APP**



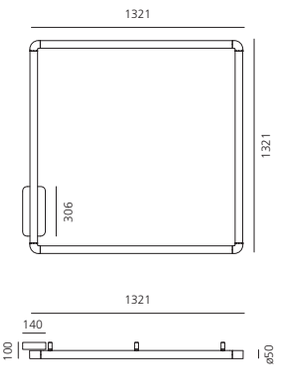

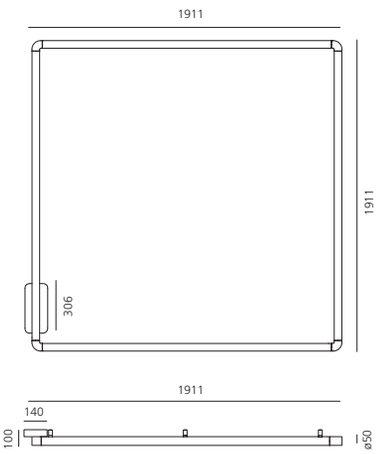

RECTANGULAR WALL/CEILING

	W	Flux	CCT	DALI / PUSH Code	APP & PUSH Code
Rectangular	120 W	11754 lm	3000K	**1430230A**	**1430230APP**



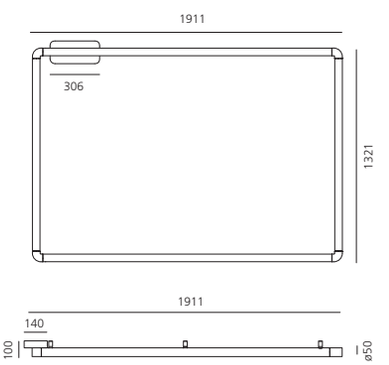

Optional control devices - BLL wireless switch



Device for switching and controlling Artemide App products.
Max N.3 inputs for external push buttons.
Max 1 m distance.
Mains power supply required.
To be installed inside flush mounting boxes or junction boxes.

Code
DV1080APP

ALPHABET OF LIGHT - RECTANGULAR/SQUARE

Opal White



XF



MacAdam 3SDCM
Life L70 (10K) 60000h
CRI =90

IP20

SQUARE SUSPENSION

	W	Flux	CCT	DALI / PUSH Code	APP & PUSH Code
Square 120	100 W	9488 lm	3000K	**1430010A**	**1430010APP**
Square 180	145 W	14020 lm	3000K	**1430020A**	**1430020APP**



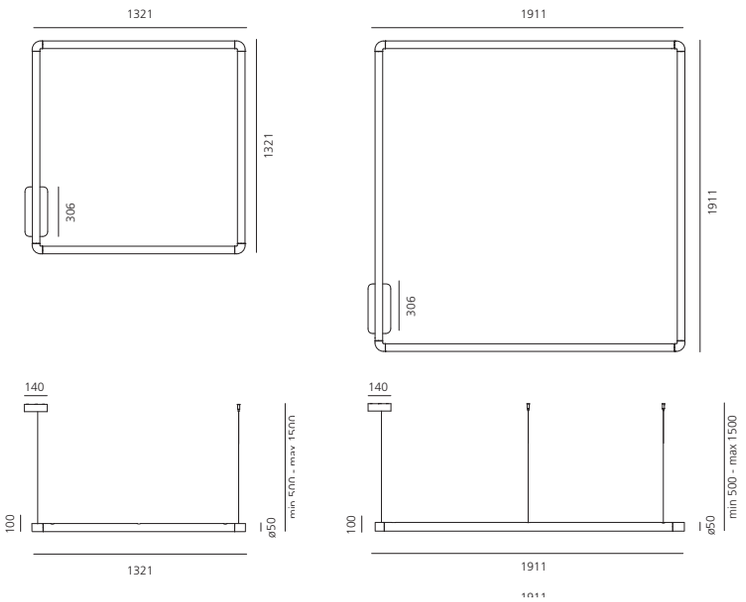

RECTANGULAR SUSPENSION

	W	Flux	CCT	DALI / PUSH Code	APP & PUSH Code
Rectangular	120 W	11754 lm	3000K	**1430030A**	**1430030APP**



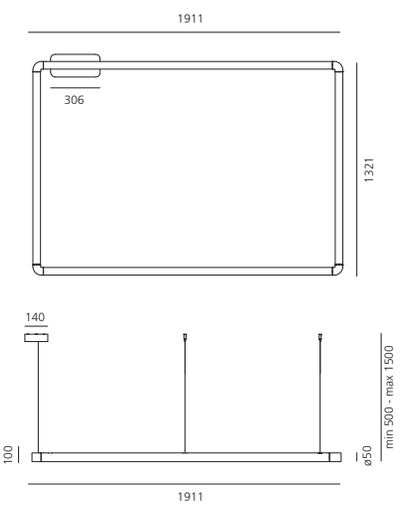

Optional control devices - BLL wireless switch



Device for switching and controlling Artemide App products.
Max N.3 inputs for external push buttons.
Max 1 m distance.
Mains power supply required.
To be installed inside flush mounting boxes or junction boxes.

Code
DV1080APP

ALPHABET OF LIGHT - RECTANGULAR/SQUARE

Opal White

XF

MacAdam 3SDCM
Life L70 (10K) 60000h
CRI =90

IP20

SQUARE WALL/CEILING SEMI-RECESSED

	W	Flux	CCT	Code
Square 120	90 W	9488 lm	3000K	**1430110A**
Square 180	138 W	14020 lm	3000K	**1430120A**



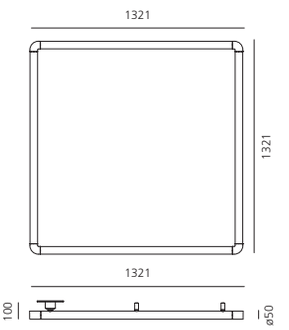

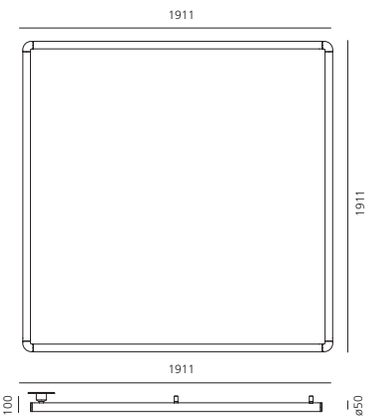

RECTANGULAR WALL/CEILING SEMI-RECESSED

	W	Flux	CCT	Code
Rectangular	114 W	11754 lm	3000K	**1430130A**



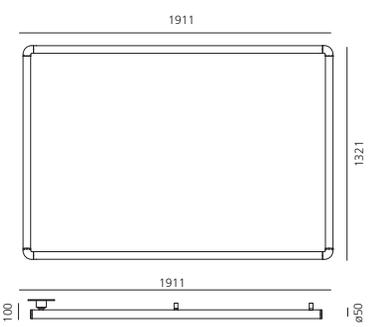

Wall/Ceiling Semi-recessed Power Units	Code
Dali / Push remote power unit box (175W, 220-240VAC, L=306, W=140, H=44)	**2271010A**
APP remote power unit box (175W, 220-240VAC, L=306, W=140, H=44)	**2271010APP**

Optional control devices - BLL wireless switch	Code
Device for switching and controlling Artemide App products. Max N.3 inputs for external push buttons. Max 1 m distance. Mains power supply required. To be installed inside flush mounting boxes or junction boxes.	**DV1080APP**









Giuntini Offices, Peccioli (PI), Italy. Ph. Pietro Savorelli

ALPHABET OF LIGHT - CIRCULAR

Opal White

XF

MacAdam 3SDCM
Life L70 (10K) 55000h
CRI =80

IP20

WALL/CEILING

	W	Flux	CCT	DALI / PUSH Code	APP & PUSH Code
Circular ø 90	55 W	6040 lm	3000K	**1306000A**	**1306000APP**
Circular ø155	91 W	10740 lm	3000K	**1307000A**	**1307000APP**
Circular ø350	180 W	21478 lm	3000K	**1214000A**	**1214000APP**



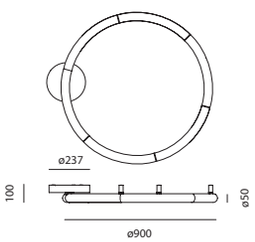

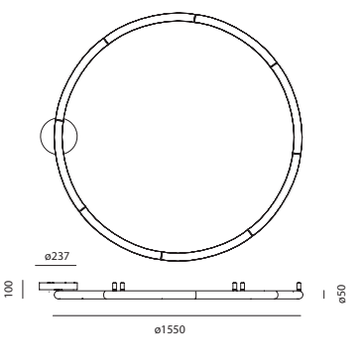

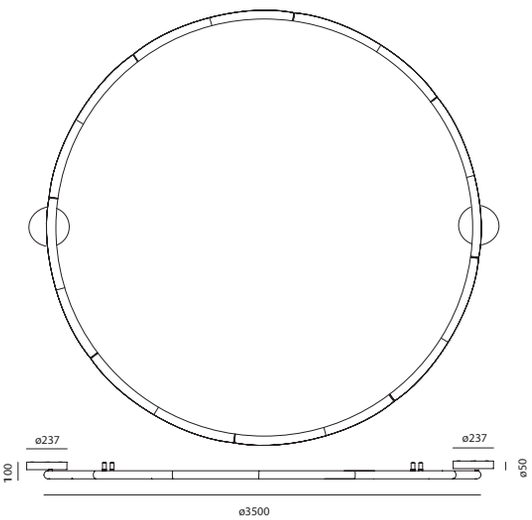

Optional control devices - BLL wireless switch



Device for switching and controlling Artemide App products.
Max N.3 inputs for external push buttons.
Max 1 m distance.
Mains power supply required.
To be installed inside flush mounting boxes or junction boxes.

Code
DV1080APP

ALPHABET OF LIGHT - CIRCULAR

Opal White

XF

Constant current SELV
driver supplied separately

MacAdam 3SDCM
Life L80 (10K) 55000h
CRI =80

IP20

WALL/CEILING SEMI-RECESSED

	W	Flux	CCT	Code
Circular ø 90	50 W	6040 lm	3000K	**1428000A**
Circular ø155	86 W	10740 lm	3000K	**1429000A**
Circular ø350	172 W	21478 lm	3000K	**1215000A**



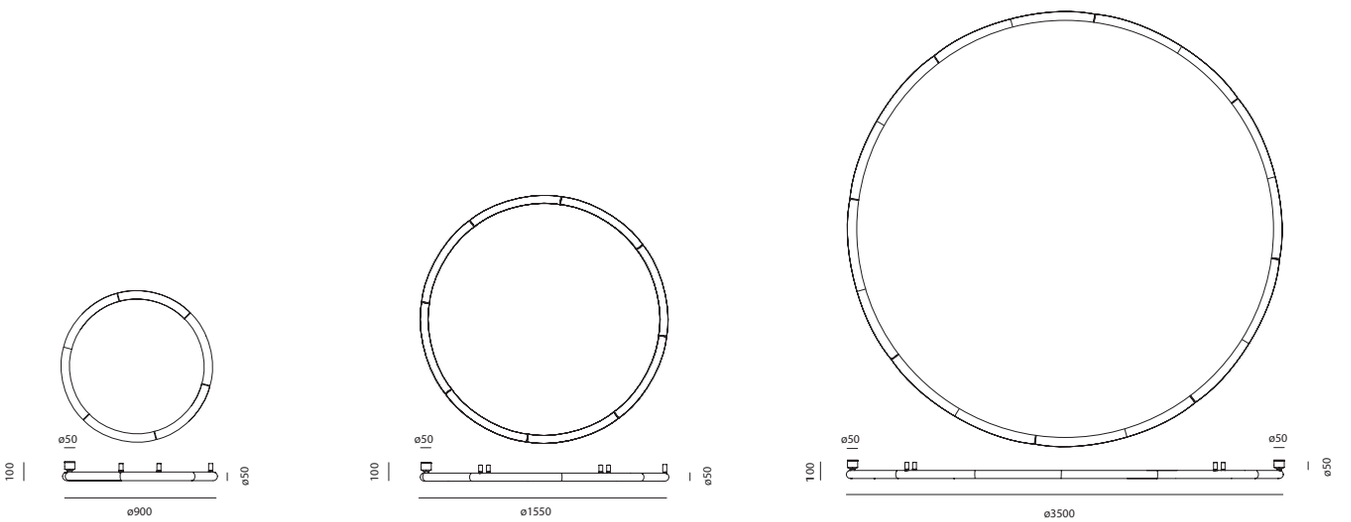

Model	Driver	Vac	Pw	Lmm	Wmm	Hmm		Code
Circular Ø90	CC 1400mA	220-240	55	130	76	30	DALI / 1-10 / PUSH	**DV1034**
Circular Ø90	CC 1400mA	220-240	55	130	76	30	APP / PUSH	**DV1034APP**
Circular Ø155	CC 1200+1200mA	220-240	91	350	80	23	DALI / 1-10 / PUSH	**DV1036**
Circular Ø155	CC 1200+1200mA	220-240	91	350	80	23	APP / PUSH	**DV1036APP**
Circular Ø350	CC 1050+1050mA	220-240	141	350	80	23	DALI / 1-10 / PUSH	**DV1109**
Circular Ø350	CC 1050+1050mA	220-240	141	350	80	23	APP / PUSH	**DV1109APP**

ALPHABET OF LIGHT - CIRCULAR

Opal White

XF

*EDP compliance

EPDITALY0430
12/05/2023
www.epditaly.it

MacAdam 3SDCM
Life L70 (10K) 55000h
CRI =80

IP20

SUSPENSION

	W	Flux	CCT
Circular ø 90	55 W	6040 lm	3000K
Circular ø 155	91 W	10740 lm	3000K
Circular ø 350	180 W	21478 lm	3000K

DALI / PUSH
Code
1206000A
1207000A*
1214000A

APP / PUSH
Code
1206000APP
1207000APP
1214000APP



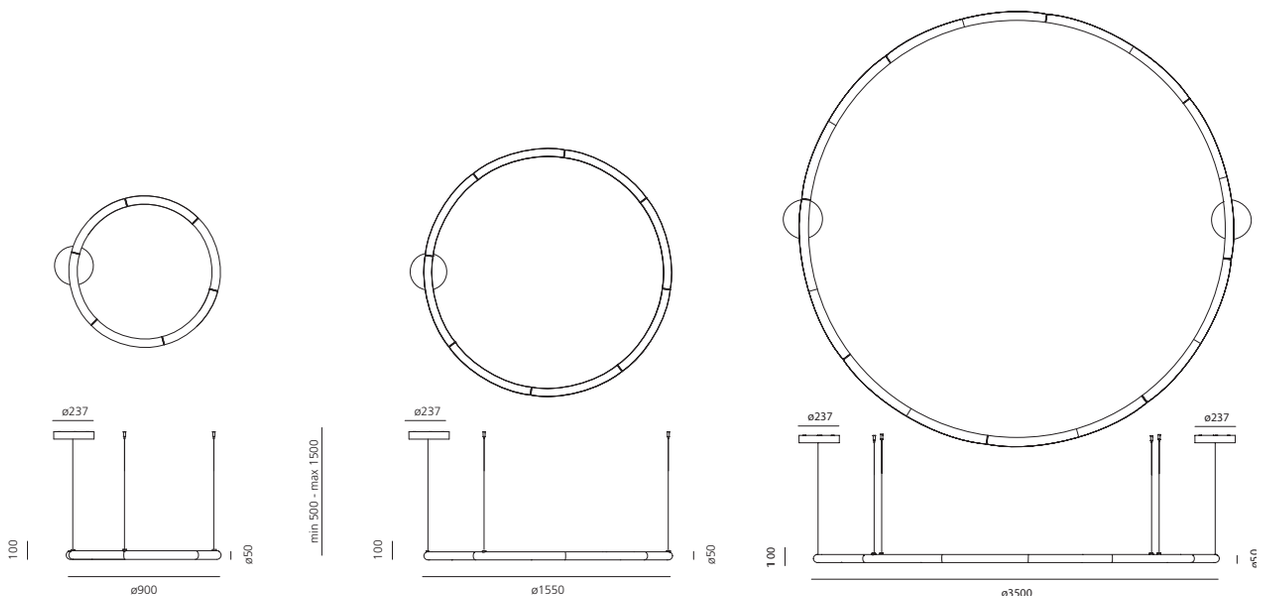

	Code
4 extension feeding cable of 4.5 m + 8 suspension wires L=6m for AoL circular Ø350	**1209200A**
4.5 m extension feeding cable + 4 suspension wires L=6m for AoL circular Ø155	**1209100A**
4.5 m extension feeding cable + 3 suspension wires L=6m for AoL circular Ø90	**1209000A**

Optional control devices - BLL wireless switch



Device for switching and controlling Artemide App products.
Max N.3 inputs for external push buttons.
Max 1 m distance.
Mains power supply required.
To be installed inside flush mounting boxes or junction boxes.

Code
DV1080APP



Basilica di San Silvestro, Trieste, Italy. Ph. Andrea Dapretto


BMW



BMW branch Frankfurter Ring, Munich, Germany, Ph. Linus Lintner

Alphabet of light
Letters &
Letters Mini





Ph. Pierpaolo Ferrari

LAMP CONCEPT

"Quick brown fox jumps over the lazy dog" Installation at Università Statale di Milano
Milano Design Week, Ph. Saverio Lombardi Vallauri


ps over the lazy dog

MDF SUPPORT INSTALLATION

The letters are provided mounted on MDF panels to allow installation on any kind of wall. Installation requires creating a counter-frame to accommodate the drivers, supplied separately, and the power cables.

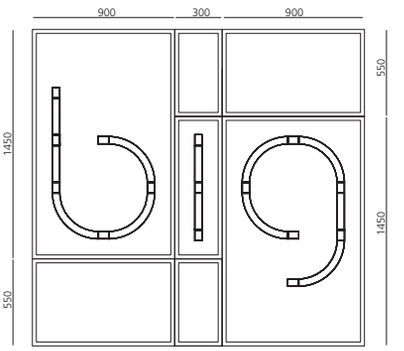



1. Create the supporting frame and provide for power connections for the individual letters.



2. Connect panel b to power source.



3. Fix panel i and connect panel g to power source.



4. Fix panel i and connect panel g to power source.



5. Fix panel g and close using the supplied panels.



6. Complete closing using the supplied panels.



7. Frame ready for finishing.



8. Apply the gauze and plaster flush with the gaps between panels.



9. Final painting.

CARDBOARD MOUNTING-SUPPORT INSTALLATION

The letters are provided with a packaging that ensures the right support during the installation process. This type of installation is suitable for existing drywalls that have accessible back space for the housing of drivers (code DV1009) supplied separately and cables (power supply 75 W max - 2 letters or more up to max 85% load).

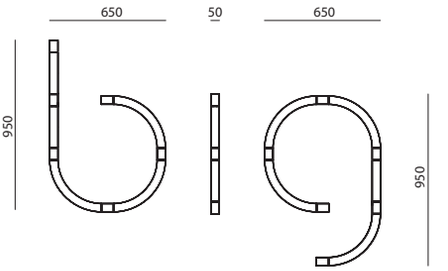

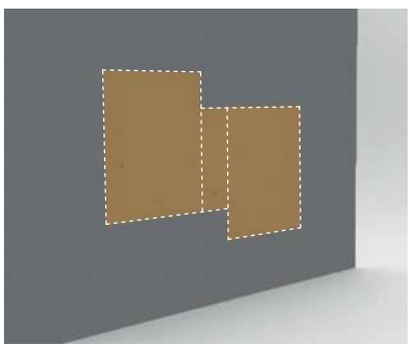

1. Drywall with accessible back space.
Use the provided template to drill the holes and paint the drywall.



2. Install wall pins, identify output points and prepare wiring connections.

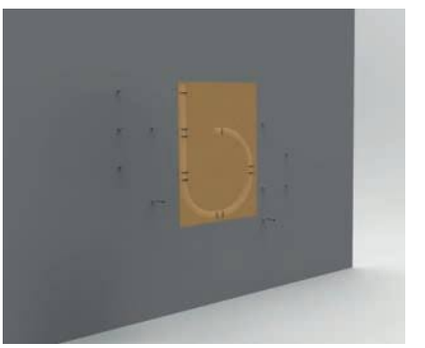

3. Connection of letter b to first wall output.



4. Attachment of letter b on wall pins.



5. Detail of the wall pins fixing.



6. Detail of the wall pins fixing.



7. Removal of the nylon wrapper.



8. Removal of the cardboard support.



9. Repeat the procedure for the other letters.
Finished.

ALPHABET OF LIGHT - LETTERS

Opal White



XF



24VDC Driver supplied separately.

MacAdam 3SDCM
Life L80 (10K) 55000h
CRI =80

IP20

Uppercase **Size**

Letter	W	Flux	H x L	Letters	+ MDF Support
A	36 W	3060 lm	950 x 650	**1201A00A**	**1211A00A**
B	38 W	3240 lm	950 x 650	**1201B00A**	**1211B00A**
C	22 W	1962 lm	950 x 650	**1201C00A**	**1211C00A**
D	36 W	3024 lm	950 x 650	**1201D00A**	**1211D00A**
E	30 W	2538 lm	950 x 650	**1201E00A**	**1211E00A**
F	22 W	1890 lm	950 x 650	**1201F00A**	**1211F00A**
G	24 W	2079 lm	950 x 650	**1201G00A**	**1211G00A**
H	32 W	2664 lm	950 x 650	**1201H00A**	**1211H00A**
I	12 W	1008 lm	950 x 50	**1201I00A**	**1211I00A**
J	24 W	2079 lm	950 x 650	**1201J00A**	**1211J00A**
K	30 W	2556 lm	950 x 650	**1201K00A**	**1211K00A**
L	20 W	1656 lm	950 x 650	**1201L00A**	**1211L00A**
M	46 W	3834 lm	950 x 950	**1201M00A**	**1211M00A**
N	30 W	2520 lm	950 x 650	**1201N00A**	**1211N00A**
O	32 W	2808 lm	950 x 650	**1201O00A**	**1211O00A**
P	32 W	2718 lm	950 x 650	**1201P00A**	**1211P00A**
Q	36 W	3150 lm	950 x 650	**1201Q00A**	**1211Q00A**
R	36 W	3060 lm	950 x 650	**1201R00A**	**1211R00A**
S	26 W	2295 lm	950 x 650	**1201S00A**	**1211S00A**
T	20 W	1674 lm	950 x 650	**1201T00A**	**1211T00A**
U	28 W	2412 lm	950 x 650	**1201U00A**	**1211U00A**
V	30 W	2520 lm	950 x 650	**1201V00A**	**1211V00A**
W	46 W	3834 lm	950 x 950	**1201W00A**	**1211W00A**
X	32 W	2664 lm	950 x 900	**1201X00A**	**1211X00A**
Y	24 W	2106 lm	950 x 650	**1201Y00A**	**1211Y00A**
Æ	50 W	4176 lm	950 x 950	**1201AE00A**	**1211AE00A**
Ø	44 W	3780 lm	950 x 650	**1201§00A**	**1211§00A**
Å	44 W	3780 lm	950 x 650	**1201£00A**	**1211£00A**
Z	32 W	2736 lm	950 x 650	**1201Z00A**	**1211Z00A**

Numbers **Size**

Letter	W	Flux	H x L	Letters	+ MDF Support
0	32 W	2808 lm	950 x 650	**1200000A**	**1210000A**
1	26 W	2205 lm	950 x 650	**1200100A**	**1210100A**
2	32 W	2835 lm	950 x 650	**1200200A**	**1210200A**
3	26 W	2304 lm	950 x 650	**1200300A**	**1210300A**
4	26 W	2214 lm	950 x 650	**1200400A**	**1210400A**
5	34 W	2943 lm	950 x 650	**1200500A**	**1210500A**
6	28 W	2502 lm	950 x 650	**1200600A**	**1210600A**
7	22 W	1872 lm	950 x 650	**1200700A**	**1210700A**
8	40 W	3456 m	950 x 650	**1200800A**	**1210800A**
9	28 W	2502 lm	950 x 650	**1200900A**	**1210900A**

Lowercase **Size**

Letter	W	Flux	H x L	Letters	+ MDF Support
a	22 W	1971 lm	650 x 650	**1202a00A**	**1212a00A**
b	26 W	2295 lm	950 x 650	**1202b00A**	**1212b00A**
c	18 W	1638 lm	650 x 650	**1202c00A**	**1212c00A**
d	26 W	2295 lm	950 x 650	**1202d00A**	**1212d00A**
e	22 W	1971 lm	650 x 650	**1202e00A**	**1212e00A**
f	18 W	1557 lm	950 x 350	**1202f00A**	**1212f00A**
g	28 W	2502 lm	950 x 650	**1202g00A**	**1212g00A**
h	26 W	2214 lm	950 x 650	**1202h00A**	**1212h00A**
i	8 W	684 lm	650 x 50	**1202i00A**	**1212i00A**
j	14 W	1215 lm	950 x 350	**1202j00A**	**1212j00A**
k	26 W	2223 lm	950 x 650	**1202k00A**	**1212k00A**
l	12 W	1008 lm	950 x 50	**1202l00A**	**1212l00A**
m	34 W	2862 lm	650 x 950	**1202m00A**	**1212m00A**
n	22 W	1872 lm	650 x 650	**1202n00A**	**1212n00A**
o	24 W	2160 lm	650 x 650	**1202o00A**	**1212o00A**
p	26 W	2295 lm	950 x 650	**1202p00A**	**1212p00A**
q	26 W	2295 lm	950 x 650	**1202q00A**	**1212q00A**
r	14 W	1233 lm	650 x 350	**1202r00A**	**1212r00A**
s	24 W	2079 lm	650 x 650	**1202s00A**	**1212s00A**
t	18 W	1557 lm	950 x 350	**1202t00A**	**1212t00A**
u	22 W	1872 lm	650 x 650	**1202u00A**	**1212u00A**
v	20 W	1746 lm	650 x 650	**1202v00A**	**1212v00A**
w	28 W	2394 lm	650 x 950	**1202w00A**	**1212w00A**
x	16 W	1368 lm	650 x 650	**1202x00A**	**1212x00A**
y	28 W	2421 lm	950 x 650	**1202y00A**	**1212y00A**
æ	34 W	3069 lm	650 x 950	**1202ae00A**	**1212ae00A**
ø	32 W	2808 lm	650 x 650	**1202§00A**	**1212§00A**
å	28 W	2511 lm	650 x 650	**1202£00A**	**1212£00A**
z	28 W	2421 lm	650 x 650	**1202z00A**	**1212z00A**

Driver

Driver	Vin (V)	Vout (V)	L_{mm}	W_{mm}	H_{mm}	IP	Code
75 W	220-240Vac	24Vdc	180	52	30	20 Undimmable	DV1009



Broken Nature "La Nazione delle Piante", Triennale di Milano,
Ph. Federico Villa

Wells Fargo Offices, New York, USA, Ph. Garrett Rowland


BIG

ALPHABET OF LIGHT - LETTERS MINI

Opal White

XF

24VDC Driver supplied separately.

MacAdam 3SDCM
Life L70 (10K) 102000h
CRI =90

IP20

	Size		
Letter	W	Flux	H x L
A	11 W	1151 lm	355 x 245
B	12 W	1233 lm	355 x 245
C	7 W	740 lm	355 x 245
D	11 W	1151 lm	355 x 245
E	9 W	946 lm	355 x 245
F	7 W	699 lm	355 x 245
G	8 W	781 lm	355 x 245
H	10 W	987 lm	355 x 245
I	4 W	370 lm	355 x 25
J	8 W	781 lm	355 x 245
K	9 W	946 lm	355 x 245
L	6 W	616 lm	355 x 245
M	14 W	1439 lm	355 x 355
N	9 W	946 lm	355 x 245
O	11 W	1069 lm	355 x 245
P	10 W	1027 lm	355 x 245
Q	12 W	1192 lm	355 x 245
R	11 W	1151 lm	355 x 245
S	9 W	863 lm	355 x 245
T	6 W	616 lm	355 x 245
U	9 W	905 lm	355 x 245
V	9 W	946 lm	355 x 245
W	14 W	1439 lm	355 x 355
X	10 W	986 lm	343 x 343
Y	8 W	781 lm	355 x 245
Æ	15 W	1562 lm	355 x 355
Ø	14 W	1439 lm	355 x 245
Å	13 W	1357 lm	433 x 245
Z	13 W	1027 lm	355 x 245

Letters
1215A00A
1215B00A
1215C00A
1215D00A
1215E00A
1215F00A
1215G00A
1215H00A
1215I00A
1215J00A
1215K00A
1215L00A
1215M00A
1215N00A
1215O00A
1215P00A
1215Q00A
1215R00A
1215S00A
1215T00A
1215U00A
1215V00A
1215W00A
1215X00A
1215Y00A
1215AE00A
1215§00A
1215£00A
1215Z00A

Driver

Driver	Vin (V)	Vout (V)	Lmm	Wmm	Hmm	IP		Code
75 W	220-240Vac	24Vdc	180	52	30	20	Undimmable	DV1009
30 W	220-240Vac	24Vdc	153	41	32	20	Undimmable	DV1032
Dimmer	24Vdc	24Vdc PWM	80	54	24	20	Dimmable Dali/0-10V/Push	DV1048

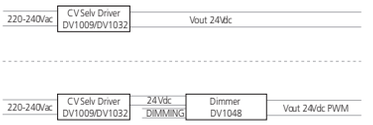





ARTEMIDE
APP

Funivia

Carlotta de Bevilacqua
2020

PATENT OF INVENTION: ENERGETIC AND INTELLIGENT NET
PATENT OF INVENTION: SHARP



C3 Creative Code and Content, project by D'NA Dina Andersen, Munich, Germany, ph. Linus Lintner

Energetic and structural net

Funivia is powered at 48Vdc



The cable with a special minimum section that can withstand mechanical tension and thermal stress, is the channel that distributes the system's energy and the key element the lighting appliances connect to.



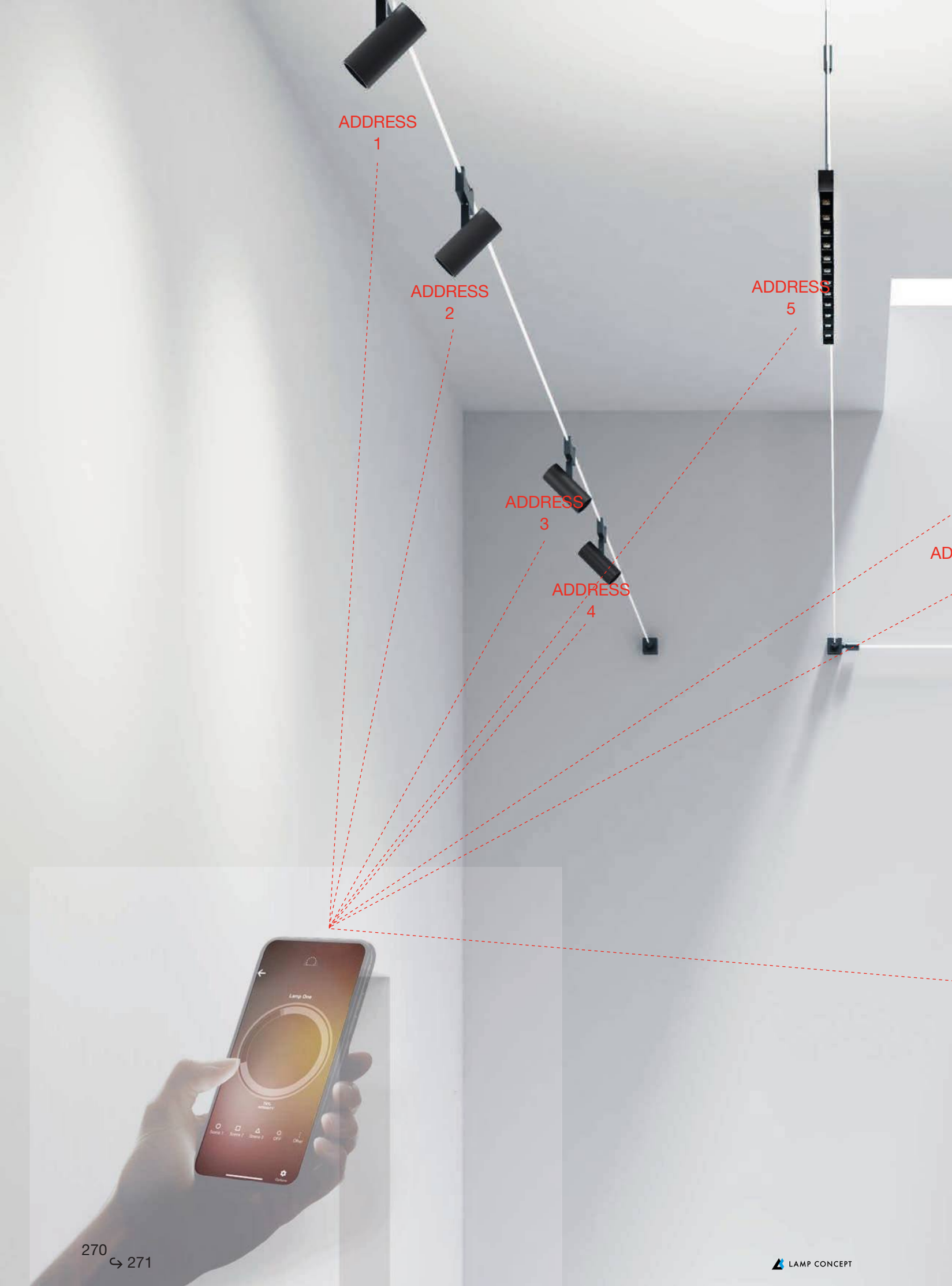
ADDRESS
1
ADDRESS
2
ADDRESS
3
ADDRESS
4
ADDRESS
5
AD

Funivia
is fully addressable

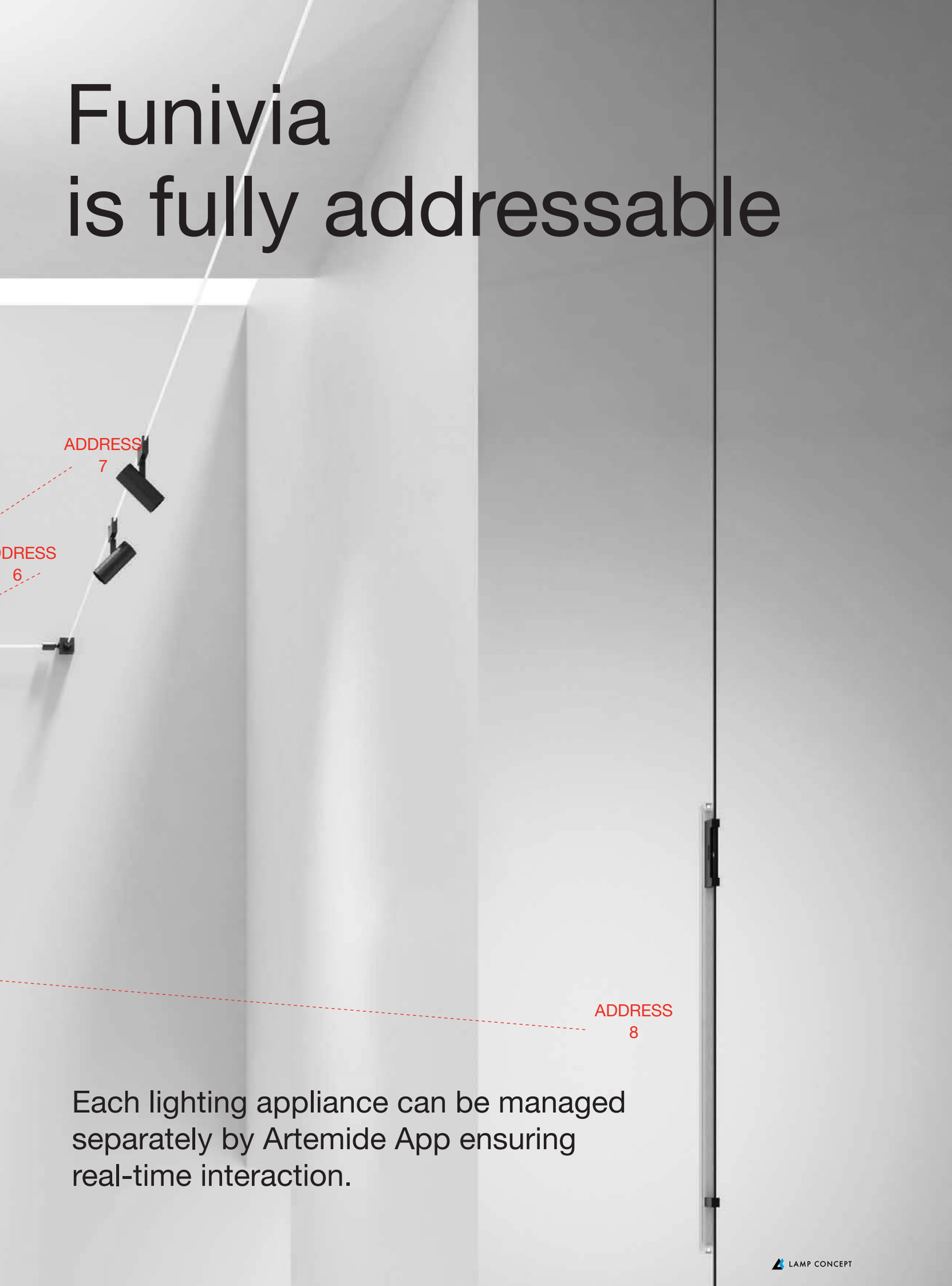

Each lighting appliance can be managed separately by Artemide App ensuring real-time interaction.



Multiclick mode

Short pressures to regulate n.6 intensity levels (100-80-60-40-20-0%)

Dimming mode

Long pressure to dim continuously (100-0%)



Funivia is push dimmable

Each lighting appliance can be managed also through a push dimming button on board activable with a simple common tool. It offers a dynamic and reconfigurable management during installation or for answering to specific project's needs.
Budget wise and fast delivery solution.

Funivia infrastructure




Artemide

Cable

Cable reinforced with aramid fiber*		
L	C	Code
5 x 8 x 5000 mm	○	**FV00001**
	●	**FV00004**
	●	**FV00008**
5 x 8 x 10000 mm	○	**FV00101**
	●	**FV00104**
	●	**FV00108**
5 x 8 x 20000 mm	○	**FV00201**
	●	**FV00204**
	●	**FV00208**



8

5

* Dedicated tool Funivia key included.



Mechanical joints

Cube

L	C
60 x 60 h 60 mm	●

Code
FV01004





Tensioner

C
●

Code
FV03004



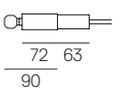

n.1 Cube FV01004 + n.1 Tensioner FV03004

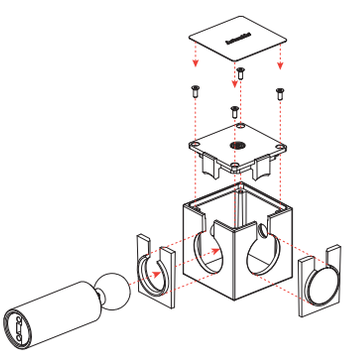

n.1 Cube FV01004 + n.2 Tensioners FV03004

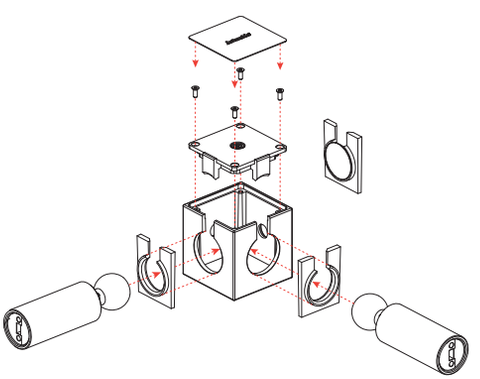


45°

Mechanical joints

Diverter

L	C
Ø 40 x h 55,5 mm	●

Code
FV02004



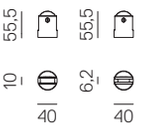

Anchor plate*

L	C
150x150 h 6 mm	●

Code
FV07004



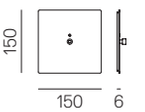

* Accessory for Cube and Diverter.

Single cable support (for long distances)

L	C
Ø 20 x h 15 mm	●

Code
FV05004



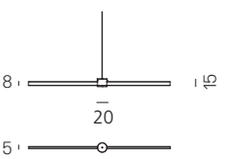

Double cable support (for long distances)

L	C
Ø 20 x h 30mm	●

Code
FV06004



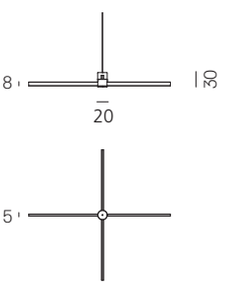



LAMP CONCEPT

Electrical connections

Power device

L	C	Code
102 x 20 h x 48,6 mm	●	**FV04004**

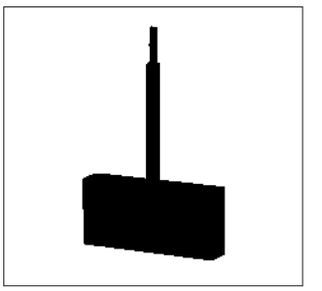

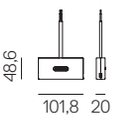

Remote wiring recessed grommet

L	C	Code
Ø 60 x h 63 mm	●	**FV09001**





Power unit kits

Rose - Power supply	Undimmable
	Code
240W Ceiling power supply kit for suspension and ceiling modules 230VAC-48VDC - IP20 ⏚ - 400x110x50h	**FV151040**
150W Ceiling power supply kit for suspension and ceiling modules 230VAC-48VDC - IP20 ⏚ - 400x110x50h	**FV150040**

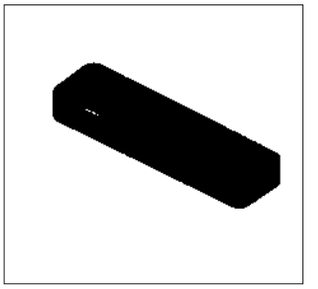

Recessed Power supply for suspension installation	Undimmable
	Code
150W Recessed power supply kit for suspension module 230VAC-48VDC - **IP**20 ⏚ - 395x165x107h	**FV170010**
240W Recessed power supply kit for suspension module 230VAC-48VDC - **IP**20 ⏚ - 395x165x107h	**FV171010**
320W Recessed power supply kit for suspension module 230VAC-48VDC- **IP**20 ⏚ - 395x165x107h	**FV172010**



Recessed Power supply for ceiling installation	Undimmable
	Code
150W Recessed power supply kit for ceiling module 230VAC-48VDC - **IP**20 ⏚ - 395x165x107h	**FV180010**
240W Recessed power supply kit for ceiling module 230VAC-48VDC - **IP**20 ⏚ - 395x165x107h	**FV181010**
320W Recessed power supply kit for ceiling module 230VAC-48VDC - **IP**20 ⏚ - 395x165x107h	**FV182010**



Remote Power supply	Undimmable
	Code
240W Remote power supply unit 230VAC-48VDC - **IP**20 ⏚ - 313x243x57,5h	**FV161000**
320W Remote power supply unit 230VAC-48VDC - **IP**20 ⏚ - 313x243x57,5h	**FV162000**



Multiple light performances

Integrating different performances




Artemide

VECTOR FUNIVIA

White **01** Black **04**

S F WF

MacAdam 3SDCM
*MacAdam 2SDCM
CRI = 90

IP20
90°
360°

VECTOR 30 FUNIVIA

VECTOR 30					PUSH	APP
W	Beam	Flux	CCT	C	Code	Code
6,5 W	S 6°	307 lm	2700K	○	**FU00001**	**FU00001APP**
				●	**FU00004**	**FU00004APP**
		329 lm	3000K	○	**FU01001**	**FU01001APP**
				●	**FU01004**	**FU01004APP**
		329 lm	4000K	○	**FU02001**	**FU02001APP**
				●	**FU02004**	**FU02004APP**
7 W	F 24°	313 lm	2700K	○	**FU00101**	**FU00101APP**
				●	**FU00104**	**FU00104APP**
		335 lm	3000K	○	**FU01101**	**FU01101APP**
				●	**FU01104**	**FU01104APP**
		335 lm	4000K	○	**FU02101**	**FU02101APP**
				●	**FU02104**	**FU02104APP**
7 W	WF 40°	254 lm	2700K	○	**FU00201**	**FU00201APP**
				●	**FU00204**	**FU00204APP**
		272 lm	3000K	○	**FU01201**	**FU01201APP**
				●	**FU01204**	**FU01204APP**
		272 lm	4000K	○	**FU02201**	**FU02201APP**
				●	**FU02204**	**FU02204APP**



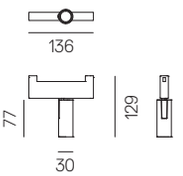

VECTOR 40 FUNIVIA

VECTOR 40					PUSH	APP
W	Beam	Flux	CCT	C	Code	Code
10 W	S 13°	544 lm	2700K	○	**FU10001**	**FU10001APP**
				●	**FU10004**	**FU10004APP**
		541 lm	3000K	○	**FU11001**	**FU11001APP**
				●	**FU11004**	**FU11004APP**
		541 lm	4000K	○	**FU12001**	**FU12001APP**
				●	**FU12004**	**FU12004APP**
10 W	*F 20°	543 lm	2700K	○	**FU10101**	**FU10101APP**
				●	**FU10104**	**FU10104APP**
		584 lm	3000K	○	**FU11101**	**FU11101APP**
				●	**FU11104**	**FU11104APP**
		626 lm	4000K	○	**FU12101**	**FU12101APP**
				●	**FU12104**	**FU12104APP**
10 W	*WF 28°	491 lm	2700K	○	**FU10201**	**FU10201APP**
				●	**FU10204**	**FU10204APP**
		529 lm	3000K	○	**FU11201**	**FU11201APP**
				●	**FU11204**	**FU11204APP**
		566 lm	4000K	○	**FU12201**	**FU12201APP**
				●	**FU12204**	**FU12204APP**



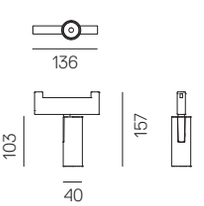

VECTOR FUNIVIA

White **01** Black **04**

S F WF

MacAdam 3SDCM
CRI = 90

IP20
90°
360°

VECTOR 55 FUNIVIA

VECTOR 55					**APP**	**PUSH**
W	Beam	Flux	CCT	C	Code	Code
23 W	S 13°	1636 lm	2700K	○	**FU20001APP**	**FU20001**
				●	**FU20004APP**	**FU20004**
		1703 lm	3000K	○	**FU21001APP**	**FU21001**
				●	**FU21004APP**	**FU21004**
		1729 lm	4000K	○	**FU22001APP**	**FU22001**
				●	**FU22004APP**	**FU22004**
23 W	F 20°	1654 lm	2700K	○	**FU20101APP**	**FU20101**
				●	**FU20104APP**	**FU20104**
		1721 lm	3000K	○	**FU21101APP**	**FU21101**
				●	**FU21104APP**	**FU21104**
		1748 lm	4000K	○	**FU22101APP**	**FU22101**
				●	**FU22104APP**	**FU22104**
23 W	WF 28°	1717 lm	2700K	○	**FU20201APP**	**FU20201**
				●	**FU20204APP**	**FU20204**
		1787 lm	3000K	○	**FU21201APP**	**FU21201**
				●	**FU21204APP**	**FU21204**
		1815 lm	4000K	○	**FU22201APP**	**FU22201**
				●	**FU22204APP**	**FU22204**



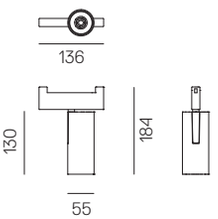

Accessories		**Vector 40**	**Vector 55**
	Color	Code	Code
 Accessories holder		**AP90100**	**AP91100**
 Lens for elliptical emission		**AP90200**	**AP91200**
 Soft filter		**AP90300**	**AP91300**
 Anti-dazzle louvre		**AP90400**	**AP91400**
 Adjustable dowsers	●		**AP91500**

VECTOR PENDANT FUNIVIA

White **01** Black **04**

S F WF

MacAdam 3SDCM
*MacAdam 2SDCM
CRI = 90

IP20

VECTOR 30 PENDANT FUNIVIA

VECTOR 30					PUSH	APP
W	Beam	Flux	CCT	C	Code	Code
6,5 W	S 6°	307 lm	2700K	○	**FU30001**	**FU30001APP**
				●	**FU30004**	**FU30004APP**
		329 lm	3000K	○	**FU31001**	**FU31001APP**
				●	**FU31004**	**FU31004APP**
		329 lm	4000K	○	**FU32001**	**FU32001APP**
				●	**FU32004**	**FU32004APP**
7 W	F 24°	313 lm	2700K	○	**FU30101**	**FU30101APP**
				●	**FU30104**	**FU30104APP**
		335 lm	3000K	○	**FU31101**	**FU31101APP**
				●	**FU31104**	**FU31104APP**
		335 lm	4000K	○	**FU32101**	**FU32101APP**
				●	**FU32104**	**FU32104APP**
7 W	WF 40°	254 lm	2700K	○	**FU30201**	**FU30201APP**
				●	**FU30204**	**FU30204APP**
		272 lm	3000K	○	**FU31201**	**FU31201APP**
				●	**FU31204**	**FU31204APP**
		272 lm	4000K	○	**FU32201**	**FU32201APP**
				●	**FU32204**	**FU32204APP**



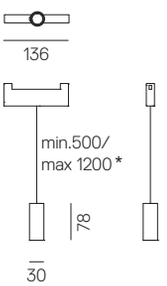

VECTOR 40 PENDANT FUNIVIA

VECTOR 40					PUSH	APP
W	Beam	Flux	CCT	C	Code	Code
10 W	S 13°	544 lm	2700K	○	**FU40001**	**FU40001APP**
				●	**FU40004**	**FU40004APP**
		541 lm	3000K	○	**FU41001**	**FU41001APP**
				●	**FU41004**	**FU41004APP**
		541 lm	4000K	○	**FU42001**	**FU42001APP**
				●	**FU42004**	**FU42004APP**
10 W	*F 20°	543 lm	2700K	○	**FU40101**	**FU40101APP**
				●	**FU40104**	**FU40104APP**
		584 lm	3000K	○	**FU41101**	**FU41101APP**
				●	**FU41104**	**FU41104APP**
		626 lm	4000K	○	**FU42101**	**FU42101APP**
				●	**FU42104**	**FU42104APP**
10 W	*WF 28°	491 lm	2700K	○	**FU40201**	**FU40201APP**
				●	**FU40204**	**FU40204APP**
		529 lm	3000K	○	**FU41201**	**FU41201APP**
				●	**FU41204**	**FU41204APP**
		566 lm	4000K	○	**FU42201**	**FU42201APP**
				●	**FU42204**	**FU42204APP**



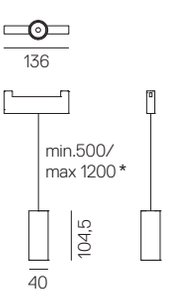

VECTOR PENDANT FUNIVIA

White **01** Black **04**

S F WF

MacAdam 3SDCM
CRI = 90

IP20

VECTOR 55 PENDANT FUNIVIA

VECTOR 55				
W	Beam	Flux	CCT	C
23 W	S 13°	1636 lm	2700K	○
				●
		1703 lm	3000K	○
				●
		1729 lm	4000K	○
				●
23 W	F 20°	1654 lm	2700K	○
				●
		1721 lm	3000K	○
				●
		1748 lm	4000K	○
				●
23 W	WF 28°	1717 lm	2700K	○
				●
		1787 lm	3000K	○
				●
		1815 lm	4000K	○
				●

PUSH
Code
FU50001
FU50004
FU51001
FU51004
FU52001
FU52004
FU50101
FU50104
FU51101
FU51104
FU52101
FU52104
FU50201
FU50204
FU51201
FU51204
FU52201
FU52204

APP
Code
FU50001APP
FU50004APP
FU51001APP
FU51004APP
FU52001APP
FU52004APP
FU50101APP
FU50104APP
FU51101APP
FU51104APP
FU52101APP
FU52104APP
FU50201APP
FU50204APP
FU51201APP
FU51204APP
FU52201APP
FU52204APP



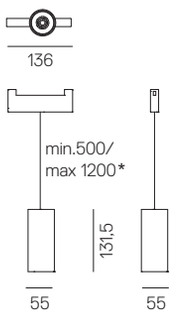

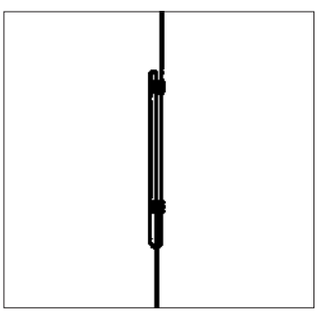

* No cuttable wire.
Clips included to adjust the length.



IE Shop, project by MatStudio, Madrid, Spain, ph. Juan Perez



IDX Your Syage Office, Munich, Hamburg, Germany, ph. Linus Lintner 2022

SHARP FUNIVIA

White **01** Black **04**

S F WF

MacAdam 3SDCM
CRI = 90

IP20

SHARP FUNIVIA

SHARP 8 LED					PUSH	APP
W	Beam	Flux	CCT	C	Code	Code
19 W	FL 24°	1400 lm	2700K	○	**FU60001**	**FU60001APP**
				●	**FU60004**	**FU60004APP**
		1400 lm	3000K	○	**FU61001**	**FU61001APP**
				●	**FU61004**	**FU61004APP**
		1498 lm	4000K	○	**FU62001**	**FU62001APP**
				●	**FU62004**	**FU62004APP**
19 W	XF 62°	1488 lm	2700K	○	**FU60101**	**FU60101APP**
				●	**FU60104**	**FU60104APP**
		1488 lm	3000K	○	**FU61101**	**FU61101APP**
				●	**FU61104**	**FU61104APP**
		1592 lm	4000K	○	**FU62101**	**FU62101APP**
				●	**FU62104**	**FU62104APP**



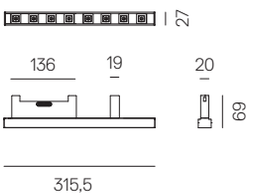

SHARP 12 LED					PUSH	APP
W	Beam	Flux	CCT	C	Code	Code
25 W	FL 24°	2100 lm	2700K	○	**FU70001**	**FU70001APP**
				●	**FU70004**	**FU70004APP**
		2100 lm	3000K	○	**FU71001**	**FU71001APP**
				●	**FU71004**	**FU71004APP**
		2247 lm	4000K	○	**FU72001**	**FU72001APP**
				●	**FU72004**	**FU72004APP**
25 W	XF 62°	2232 lm	2700K	○	**FU70101**	**FU70101APP**
				●	**FU70104**	**FU70104APP**
		2232 lm	3000K	○	**FU71101**	**FU71101APP**
				●	**FU71104**	**FU71104APP**
		2388 lm	4000K	○	**FU72101**	**FU72101APP**
				●	**FU72104**	**FU72104APP**



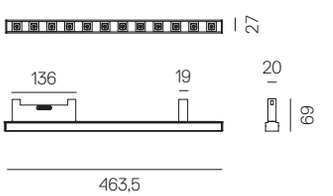

SHARP SUSPENSION FUNIVIA

White **01** Black **04**

S F WF

MacAdam 3SDCM
CRI = 90

IP20

SHARP SUSPENSION FUNIVIA

SHARP 8 LED				
W	Beam	Flux	CCT	C
19 W	FL 24°	1400 lm	2700K	○
				●
		1400 lm	3000K	○
				●
		1498 lm	4000K	○
				●
19 W	XF 62°	1488 lm	2700K	○
				●
		1488 lm	3000K	○
				●
		1592 lm	4000K	○
				●

PUSH
Code
FU80001
FU80004
FU81001
FU81004
FU82001
FU82004
FU80101
FU80104
FU81101
FU81104
FU82101
FU82104

APP
Code
FU80001APP
FU80004APP
FU81001APP
FU81004APP
FU82001APP
FU82004APP
FU80101APP
FU80104APP
FU81101APP
FU81104APP
FU82101APP
FU82104APP



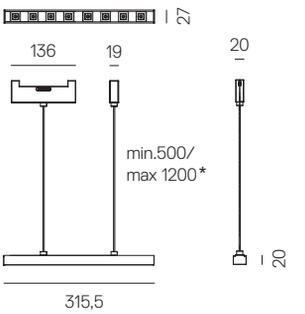

SHARP 12 LED				
W	Beam	Flux	CCT	C
25 W	FL 24°	2100 lm	2700K	○
				●
		2100 lm	3000K	○
				●
		2247 lm	4000K	○
				●
25 W	XF 62°	2232 lm	2700K	○
				●
		2232 lm	3000K	○
				●
		2388 lm	4000K	○
				●

PUSH
Code
FU90001
FU90004
FU91001
FU91004
FU92001
FU92004
FU90101
FU90104
FU91101
FU91104
FU92101
FU92104

APP
Code
FU90001APP
FU90004APP
FU91001APP
FU91004APP
FU92001APP
FU92004APP
FU90101APP
FU90104APP
FU91101APP
FU91104APP
FU92101APP
FU92104APP



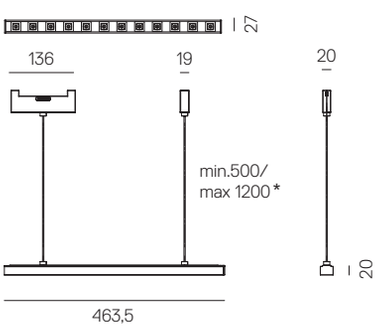



No cuttable wire.
Clips included to adjust the length.

DIFFUSED FUNIVIA

White **01** Black **04**

S F WF

MacAdam 3SDCM
CRI = 90

IP20

DIFFUSED FUNIVIA

600 mm

W	CCT	Flux	C	PUSH Code	APP Code
13 W	2700K	1422 lm	○	**FW00001**	**FW00001APP**
		1183 lm	●	**FW00004**	**FW00004APP**
	3000K	1508 lm	○	**FW01001**	**FW01001APP**
		1255 lm	●	**FW01004**	**FW01004APP**
	4000K	1508 lm	○	**FW02001**	**FW02001APP**
		1255 lm	●	**FW02004**	**FW02004APP**



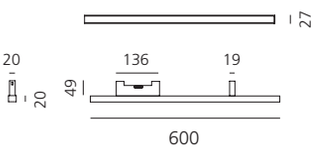

1200 mm

W	CCT	Flux	C	PUSH Code	APP Code
26 W	2700K	2844 lm	○	**FW10001**	**FW10001APP**
		2366 lm	●	**FW10004**	**FW10004APP**
	3000K	3017 lm	○	**FW11001**	**FW11001APP**
		2509 lm	●	**FW11004**	**FW11004APP**
	4000K	3017 lm	○	**FW12001**	**FW12001APP**
		2509 lm	●	**FW12004**	**FW12004APP**



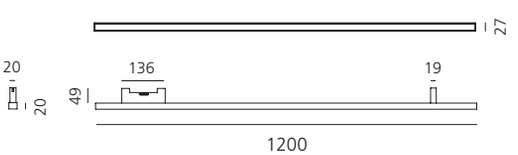

DIFFUSED SUSPENSION FUNIVIA

White **01** Black **04**

S F WF

MacAdam 3SDCM
CRI = 90

IP20

DIFFUSED SUSPENSION FUNIVIA

600 mm

W	CCT	Flux	C	PUSH Code	APP Code
13 W	2700K	1422 lm	○	**FW20001**	**FW20001APP**
		1183 lm	●	**FW20004**	**FW20004APP**
	3000K	1508 lm	○	**FW21001**	**FW21001APP**
		1255 lm	●	**FW21004**	**FW21004APP**
	4000K	1508 lm	○	**FW22001**	**FW22001APP**
		1255 lm	●	**FW22004**	**FW22004APP**



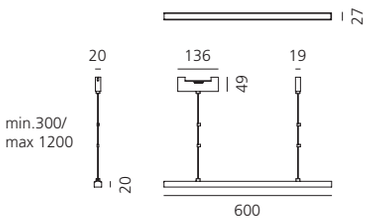

1200 mm

W	CCT	Flux	C	PUSH Code	APP Code
26 W	2700K	2844 lm	○	**FW30001**	**FW30001APP**
		2366 lm	●	**FW30004**	**FW30004APP**
	3000K	3017 lm	○	**FW31001**	**FW31001APP**
		2509 lm	●	**FW31004**	**FW31004APP**
	4000K	3017 lm	○	**FW32001**	**FW32001APP**
		2509 lm	●	**FW32004**	**FW32004APP**



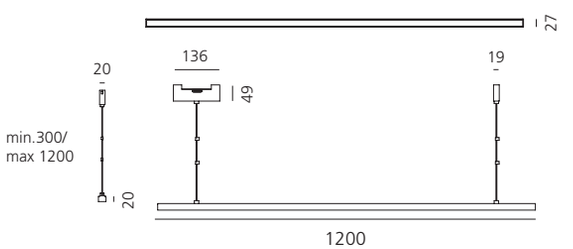



No cuttable wire.
Clips included to adjust the length.

FUNIVIA IXA

Anthracite	Blue	Red	White/ Grey	Yellow
04	**06**	**07**	**01**	**05**

MacAdam 3SDCM
CRI = 90

IP20

IXA SPOT FUNIVIA

W	CCT	Flux	C	Code	APP Code
9 W	3000K	465 lm	Anthracite	FS10104	FS10104APP
			Blue	FS10106	FS10106APP
			Red	FS10107	FS10107APP
			White/Grey	FS10101	FS10101APP
			Yellow	FS10105	FS10105APP



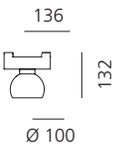

IXA 50 FUNIVIA

W	CCT	Flux	C	Code	APP Code
9 W	3000K	465 lm	Anthracite	**FS10204**	**FS10204APP**
			Blue	**FS10206**	**FS10206APP**
			Red	**FS10207**	**FS10207APP**
			White/Grey	**FS10201**	**FS10201APP**
			Yellow	**FS10205**	**FS10205APP**



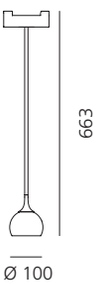

IXA 100 FUNIVIA

W	CCT	Flux	C	Code	APP Code
9 W	3000K	465 lm	Anthracite	**FS10204**	**FS10204APP**
			Blue	**FS10206**	**FS10206APP**
			Red	**FS10207**	**FS10207APP**
			White/Grey	**FS10201**	**FS10201APP**
			Yellow	**FS10205**	**FS10205APP**











Hoy

Foster + Partners Industrial Design
2017



ARTEMIDE
APP

LAMP CONCEPT

The Hoy family, developed by Artemide in collaboration with Foster+Partners, is designed to be integrated into spaces as a single element, as a system or within functional lighting tracks.

The system combines spots with linear modules with diffused but controlled light UGR<19 to create suspended or SMD geometries that are also perfect for the office world.
Thanks to this flexibility of application in spaces, to the quality and the wide range of performances Hoy is perfect for every application space, from retail to office, from residential to hospitality.



Hoy system elements

LINEAR MODULES



SUSPENSION



CEILING



RECESSED

LINEAR MODULES REFRACTIVE



SUSPENSION



CEILING



RECESSED

NO LIGHT MODULES SYSTEM



SUSPENSION



CEILING

SPOT MODULES



SUSPENSION



CEILING



RECESSED

DAY LIGHT CONTROL MODULE AND PRESENCE SENSOR





Senator White Bear Yard, London, UK, Ph. Amphitype

Hoy refractive



Collects 100%
of the LED luminous flux

Low energy consumption

High quality

Good perception

PATENT OF INVENTION: OPTICS

* Stand alone version has to be composed with system code.



HOY SYSTEM SUSPENSION / CEILING

White **01** | Black **04** | SP | FL | WF | XF

220/240Vac 50/60Hz
electronic ballast included
* Driver uses 1 DALI address
** Drivers use 2 DALI addresses

MacAdam 3SDCM
Life L70 (9K) 50000h
CRI =80
***Life L70 (17K) 102000h
CRI =90

UGR<19
IP20

DIFFUSED LINEAR ELEMENTS

Direct emission				
Length	W	Beam	Flux	CCT
1154 mm	24 W	XF	2915 lm	3000K
			3067 lm	4000K
2309 mm	47 W	XF	5830 lm	3000K
			6135 lm	4000K

Undimmable
Code
BL001. 01/04
BL002. 01/04
BL101. 01/04
BL102. 01/04

Dimmable DALI*
Code
BL004. 01/04
BL005. 01/04
BL104. 01/04
BL105. 01/04



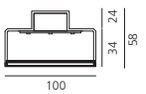

Direct emission + indirect			
Length	W	Flux	CCT
1154 mm	24 W direct 14 W indirect	2915 lm 1881 lm	3000K
		3067 lm 1881 lm	4000K
2309 mm	47 W direct 27 W indirect	5830 lm 3570 lm	3000K
		6134 lm 3762 lm	4000K

Undimmable
Code
BL007. 01/04
BL008. 01/04
BL107. 01/04
BL108. 01/04

Dimmable DALI**
Code
BL010. 01/04
BL011. 01/04
BL110. 01/04
BL111. 01/04



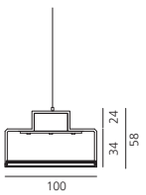

REFRACTIVE LINEAR ELEMENTS***

Direct emission ceiling/suspension version				
Length	W	Beam	Flux[1]	CCT
1154 mm	21 W	XF	2600 lm	3000K
				4000K
2309 mm	42 W	XF	5200 lm	3000K
				4000K

Dimmable DALI
Code
CF000. 01/04
CF001. 01/04
CF100. 01/04
CF101. 01/04



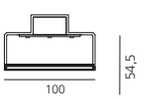

Direct emission + indirect suspension version			
Length	W	Flux[1]	CCT
1154 mm	21 W direct 14 W indirect	2600 lm direct 1650 lm indirect	3000K
			4000K
2309 mm	42 W direct 28 W indirect	5200 lm direct 3300 lm indirect	3000K
			4000K

Dimmable DALI
Code
CF020. 01/04
CF021. 01/04
CF120. 01/04
CF121. 01/04



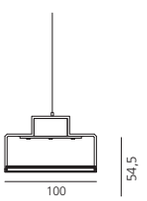

Louvres
Length
1154 mm
2309 mm

Code
CF501. 01/04
CF502. 01/04





NO LIGHT MODULES***

Length
384 mm
1154 mm
2309 mm

Code
BL309. 01/04
BL012. 01/04
BL112. 01/04



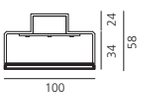

***Through-wiring for Undimamble and Dali Versions
[1] Direct luminous flux: measured using white louvres.
With black louvres -10% output flux.

HOY SYSTEM SUSPENSION / CEILING

White Black

01 **04**

Accessories	Code
Suspension powered end caps kit (pair) including 2 suspension cable L=1.90m.	**BL200.** 01/04
Ceiling powered end caps kit (pair).	**BL206.** 01/04
Suspension powered transition linear joint including 1 suspension cable L=1.90m	**BL207.** 01/04
Suspension not powered transition linear joint including 1 suspension cable L=1.90m	**BL209.** 01/04
Ceiling powered transition linear joint	**BL208.** 01/04
Ceiling non powered transition linear joint	**BL210.** 01/04
Suspension powered 90° joint including 2 suspension cables L=1.90m	**BL212.** 01/04
Ceiling powered 90° joint	**BL213.** 01/04
Dali Daylight control and presence detector module*	**BL312.** 01/04
Dali2 Daylight control and presence detector module*	**BL311.** 01/04



Power Supply	Code
Canopy for undimmable suspension modules. (3 poles cable L=2.20m)	**BL20401**
Canopy for dimmable suspension modules.* (5 poles cable L. 2.20m)	**BL20501**
Canopy and BLL driver for Artemide App suspension modules.	**BL20501APP + DV1054APP**
Remote BLL driver for Artemide App	**DV1054APP**

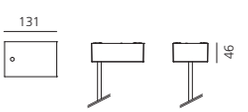

* Custom devices, sensors and interfaces can be integrated in the system. The feasibility must be approved by Artemide Technical Design Department.

HOY SYSTEM SUSPENSION / CEILING

White **01** | Black **04**

SP | FL | WF | XF

Mirror Optic | White Optic

MacAdam 3SDCM
Life L70 (9K) 50000h
CRI =90

IP20

90° 360°

SPOT REFLECTOR MODULES

Ø 90				**Dimmable DALI**
W	Beam	Flux	CCT	Code
22 W	S 13°	2053 lm	2700K	**BL300.** 01/04
		2053 lm	3000K	**BL301.** 01/04
		2361 lm	4000K	**BL302.** 01/04
	FL 24°	1924 lm	2700K	**BL303.** 01/04
		1924 lm	3000K	**BL304.** 01/04
		2213 lm	4000K	**BL305.** 01/04
	WF 48°	1916 lm	2700K	**BL306.** 01/04
		1915 lm	3000K	**BL307.** 01/04
		2203 lm	4000K	**BL308.** 01/04
	XF 68°	1784 lm	2700K	**BL320.** 01/04
		1784 lm	3000K	**BL321.** 01/04
		2066 lm	4000K	**BL322.** 01/04





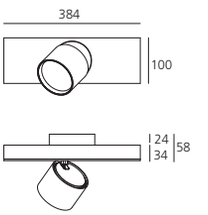

Accessories Spot		**Ø 90 reflector**
	Color	Code
Accessories holder	●	**BM25000**
Lens for elliptical emission		**BM25100**
Soft filter		**BM25200**
Honeycomb	●	**BM25300**

HOY SYSTEM SUSPENSION / CEILING

White Black

01 **04**

Accessories	Code
 Suspension powered end caps kit (pair) including 2 suspension cable L=1.90m.	**BL200.** 01/04
 Ceiling powered end caps kit (pair).	**BL206.** 01/04
 Suspension powered transition linear joint including 1 suspension cable L=1.90m	**BL207.** 01/04
Suspension not powered transition linear joint including 1 suspension cable L=1.90m	**BL209.** 01/04
 Ceiling powered transition linear joint	**BL208.** 01/04
Ceiling non powered transition linear joint	**BL210.** 01/04
 Suspension powered 90° joint including 2 suspension cables L=1.90m	**BL212.** 01/04
 Ceiling powered 90° joint	**BL213.** 01/04
 Dali Daylight control and presence detector module*	**BL312.** 01/04
Dali2 Daylight control and presence detector module*	**BL311.** 01/04

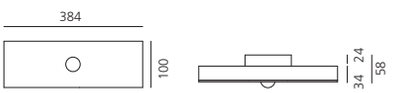

Power Supply	Code
 Canopy for undimmable suspension modules. (3 poles cable L=2.20m)	**BL20401**
 Canopy for dimmable suspension modules.* (5 poles cable L. 2.20m)	**BL20501**
 Canopy and BLL driver for Artemide App suspension modules.	**BL20501APP + DV1054APP**
Remote BLL driver for Artemide App	**DV1054APP**

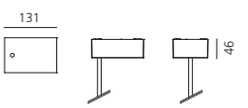

* Custom devices, sensors and interfaces can be integrated in the system. The feasibility must be approved by Artemide Technical Design Department.



Norman Foster Foundation, Madrid, Spain



Autosystem Office, Pordenone, Italy, Ph. Massimo Crivellari

HOY SYSTEM RECESSED

White **01** | Black **04** | SP | FL | WF | XF

220/240Vac 50/60Hz electronic ballast included

* Driver uses 1 DALI address
** Drivers use 2 DALI addresses

MacAdam 3SDCM
Life L70 (9K) 50000h
CRI =90
***Life L70 (17K) 102000h
CRI =90

IP20

DIFFUSED LINEAR ELEMENTS

Direct emission				**Dimmable DALI***
Length	W	Flux	CCT	Code
1154 mm	24 W	2915 lm	3000K	**CI050.** 01/04
		3067 lm	4000K	**CI051.** 01/04
2309 mm	47 W	5830 lm	3000K	**CI100.** 01/04
		6135 lm	4000K	**CI101.** 01/04



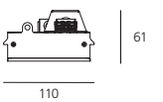

REFRACTIVE LINEAR ELEMENTS ***

Direct emission ceiling/suspension version				**Dimmable DALI**
Length	W	Flux[1]	CCT	Code
1154 mm	14,7 W	2143 lm	3000K	**CI060.** 01/04
			4000K	**CI061.** 01/04
2309 mm	29,4 W	4286 lm	3000K	**CI110.** 01/04
			4000K	**CI111.** 01/04



Louvres	
Length	Code
1154 mm	**CF501.** 01/04
2309 mm	**CF502.** 01/04

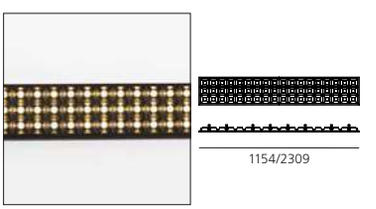

NO LIGHT MODULES***

Length	Code
384 mm	**CI200.** 01/04
1154 mm	**CI201.** 01/04
2309 mm	**CI202.** 01/04



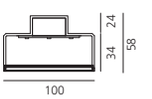

Trimless Formwork (aluminum)	
Length	Code
Linear 384 mm	**CI000.** 01/04
Linear 1154 mm	**CI001.** 01/04
Linear 2309 mm	**CI002.** 01/04
90° angle on the same plane	**CI015.** 01/04
End caps (2pcs)	**CI010.** 01/04

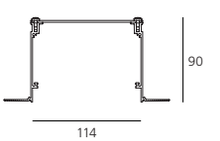

Accessories	
	Code
Dali Daylight control and presence detector module*	**CI601.** 01/04
Dali2 Daylight control and presence detector module*	**CI600.** 01/04
Remote BLL driver for Artemide App	**DV1054APP**



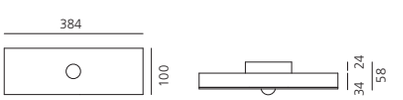

***Through-wiring for Undimamble and Dali Versions

[1] Direct luminous flux: measured using white louvres.
With black louvres -10% output flux.



HOY SYSTEM RECESSED

White **01** Black **04** SP FL WF XF

MacAdam 3SDCM
Life L70 (9K) 50000h
CRI =90

IP20

90° 360°

SPOT LENS FIXED MODULES X 1

Ø 65					**Dimmable DALI**
Length	W	Beam	Flux	CCT	Code
384 mm	14 W	SP 17°	1205 lm	2700K	**CI300.** 01/04
			1275 lm	3000K	**CI304.** 01/04
			1375 lm	4000K	**CI308.** 01/04
		FL 23°	1235 lm	2700K	**CI301.** 01/04
			1305 lm	3000K	**CI305.** 01/04
			1400 lm	4000K	**CI309.** 01/04
		WF 31°	1275 lm	2700K	**CI302.** 01/04
			1350 lm	3000K	**CI306.** 01/04
			1455 lm	4000K	**CI310.** 01/04
		XF 50°	1260 lm	2700K	**CI303.** 01/04
			1335 lm	3000K	**CI307.** 01/04
			1440 lm	4000K	**CI311.** 01/04

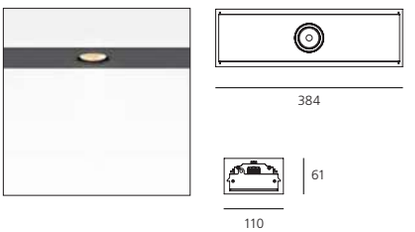

Ø 90					**Dimmable DALI**
Length	W	Beam	Flux	CCT	Code
384 mm	22 W	SP 16°	1990 lm	2700K	**CI400.** 01/04
			2105 lm	3000K	**CI404.** 01/04
			2405 lm	4000K	**CI408.** 01/04
		FL 25°	2150 lm	2700K	**CI401.** 01/04
			2285 lm	3000K	**CI405.** 01/04
			2440 lm	4000K	**CI409.** 01/04
		WF 32°	2175 lm	2700K	**CI402.** 01/04
			2315 lm	3000K	**CI406.** 01/04
			2475 lm	4000K	**CI410.** 01/04
		XF 52°	1980 lm	2700K	**CI403.** 01/04
			2105 lm	3000K	**CI407.** 01/04
			2250 lm	4000K	**CI411.** 01/04

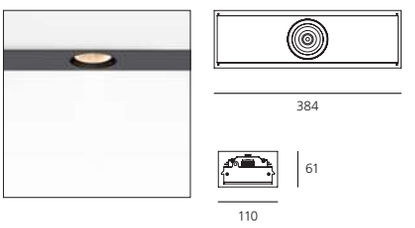

SPOT LENS FIXED MODULES X 3

Ø 65					**Dimmable DALI**
Length	W	Beam	Flux	CCT	Code
1154 mm	42 W	SP 17°	3615 lm	2700K	**CI320.** 01/04
			3825 lm	3000K	**CI324.** 01/04
			4125 lm	4000K	**CI328.** 01/04
		FL 23°	3705 lm	2700K	**CI321.** 01/04
			3915 lm	3000K	**CI325.** 01/04
			4200 lm	4000K	**CI329.** 01/04
		WF 31°	3825 lm	2700K	**CI322.** 01/04
			4050 lm	3000K	**CI326.** 01/04
			4365 lm	4000K	**CI330.** 01/04
		XF 50°	3780 lm	2700K	**CI323.** 01/04
			4005 lm	3000K	**CI327.** 01/04
			4320 lm	4000K	**CI331.** 01/04

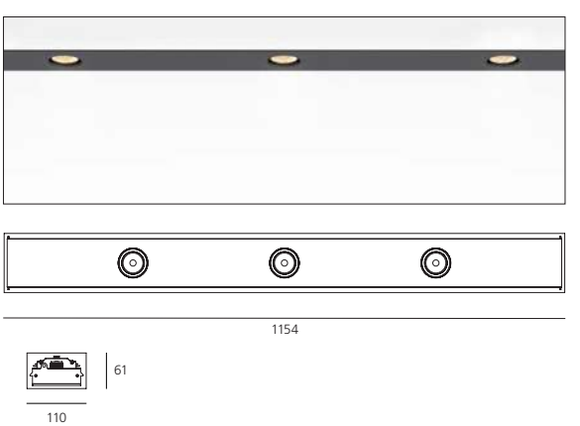

Ø 90					**Dimmable DALI**
Length	W	Beam	Flux	CCT	Code
1154 mm	66 W	SP 16°	5970 lm	2700K	**CI420.** 01/04
			6315 lm	3000K	**CI424.** 01/04
			7215 lm	4000K	**CI428.** 01/04
		FL 25°	6450 lm	2700K	**CI421.** 01/04
			6855 lm	3000K	**CI425.** 01/04
			7320 lm	4000K	**CI429.** 01/04
		WF 32°	6525 lm	2700K	**CI422.** 01/04
			6945 lm	3000K	**CI426.** 01/04
			7425 lm	4000K	**CI430.** 01/04
		XF 52°	5940 lm	2700K	**CI423.** 01/04
			6315 lm	3000K	**CI427.** 01/04
			6750 lm	4000K	**CI431.** 01/04

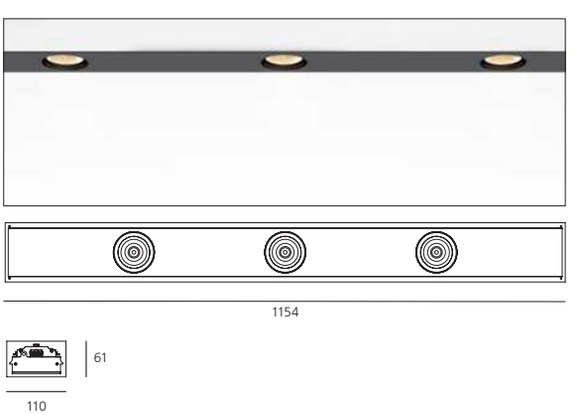

HOY SYSTEM RECESSED

White **01**

Black **04**

Accessories Spot	Color	Ø 65 lens Code	Ø 90 lens Code
 Accessories holder	●	**BM75000**	**CK25000**
 Lens for elliptical emission		**BM25100**	**CK25100**
 Soft filter		**BM25200**	**CK25200**
 Honeycomb	●	**BM25300**	**CK25300**

Accessories	Code
 Dali Daylight control and presence detector module*	**CI601.** 01/04
Dali2 Daylight control and presence detector module*	**CI600.** 01/04
Remote BLL driver for Artemide App	**DV1054APP**

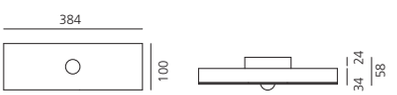

HOY SYSTEM RECESSED

White **01** Black **04** SP FL WF XF

MacAdam 3SDCM
Life L70 (9K) 50000h
CRI =90

IP20

90° 360°

SPOT LENS ADJUSTABLE MODULES X 1

Ø 65					**Dimmable DALI**
Length	W	Beam	Flux	CCT	Code
384 mm	14 W	SP 17°	1205 lm	2700K	**CI340.** 01/04
			1275 lm	3000K	**CI344.** 01/04
			1375 lm	4000K	**CI348.** 01/04
		FL 23°	1235 lm	2700K	**CI341.** 01/04
			1305 lm	3000K	**CI345.** 01/04
			1400 lm	4000K	**CI349.** 01/04
		WF 31°	1275 lm	2700K	**CI342.** 01/04
			1350 lm	3000K	**CI346.** 01/04
			1455 lm	4000K	**CI350.** 01/04
		XF 50°	1260 lm	2700K	**CI343.** 01/04
			1335 lm	3000K	**CI347.** 01/04
			1440 lm	4000K	**CI351.** 01/04



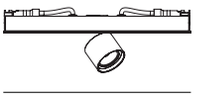

Ø 90					**Dimmable DALI**
Length	W	Beam	Flux	CCT	Code
384 mm	22 W	SP 16°	1990 lm	2700K	**CI440.** 01/04
			2105 lm	3000K	**CI444.** 01/04
			2405 lm	4000K	**CI448.** 01/04
		FL 25°	2150 lm	2700K	**CI441.** 01/04
			2285 lm	3000K	**CI445.** 01/04
			2440 lm	4000K	**CI449.** 01/04
		WF 32°	2175 lm	2700K	**CI442.** 01/04
			2315 lm	3000K	**CI446.** 01/04
			2475 lm	4000K	**CI450.** 01/04
		XF 52°	1980 lm	2700K	**CI443.** 01/04
			2105 lm	3000K	**CI447.** 01/04
			2250 lm	4000K	**CI451.** 01/04



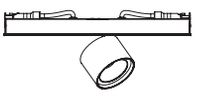

SPOT LENS ADJUSTABLE MODULES X 3

Ø 65					**Dimmable DALI**
Length	W	Beam	Flux	CCT	Code
1154 mm	42 W	SP 17°	3615 lm	2700K	**CI360.** 01/04
			3825 lm	3000K	**CI364.** 01/04
			4125 lm	4000K	**CI368.** 01/04
		FL 23°	3705 lm	2700K	**CI361.** 01/04
			3915 lm	3000K	**CI365.** 01/04
			4200 lm	4000K	**CI369.** 01/04
		WF 31°	3825 lm	2700K	**CI362.** 01/04
			4050 lm	3000K	**CI366.** 01/04
			4365 lm	4000K	**CI370.** 01/04
		XF 50°	3780 lm	2700K	**CI363.** 01/04
			4005 lm	3000K	**CI367.** 01/04
			4320 lm	4000K	**CI371.** 01/04

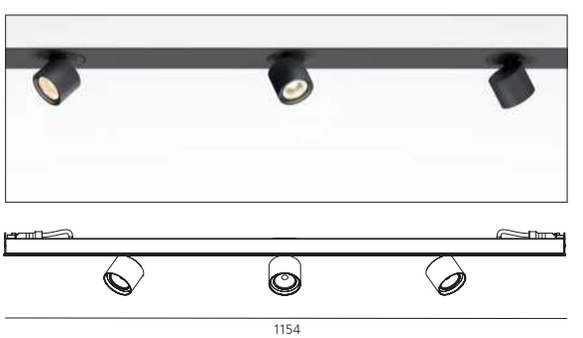

Ø 90					**Dimmable DALI**
Length	W	Beam	Flux	CCT	Code
1154 mm	66 W	SP 16°	5970 lm	2700K	**CI460.** 01/04
			6315 lm	3000K	**CI464.** 01/04
			7215 lm	4000K	**CI468.** 01/04
		FL 25°	6450 lm	2700K	**CI461.** 01/04
			6855 lm	3000K	**CI465.** 01/04
			7320 lm	4000K	**CI469.** 01/04
		WF 32°	6525 lm	2700K	**CI462.** 01/04
			6945 lm	3000K	**CI466.** 01/04
			7425 lm	4000K	**CI470.** 01/04
		XF 52°	5940 lm	2700K	**CI463.** 01/04
			6315 lm	3000K	**CI467.** 01/04
			6750 lm	4000K	**CI471.** 01/04

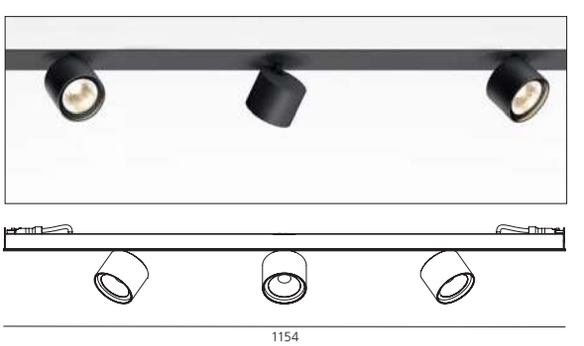

HOY SYSTEM RECESSED

White Black

01 **04**

Accessories Spot	Color	Ø 65 lens Code	Ø 90 lens Code
 Accessories holder	●	**BM75000**	**CK25000**
 Lens for elliptical emission		**BM25100**	**CK25100**
 Soft filter		**BM25200**	**CK25200**
 Honeycomb	●	**BM25300**	**CK25300**

Accessories	Code
 Dali Daylight control and presence detector module*	**CI601.** 01/04
Dali2 Daylight control and presence detector module*	**CI600.** 01/04
Remote BLL driver for Artemide App	**DV1054APP**

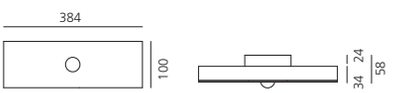

Hoy linear stand alone




High Efficiency
up to 134 lm/W
UGR < 19



DIFFUSED LINEAR STAND ALONE

White **01** Black **04**

XF

220/240Vac 50/60Hz electronic ballast included
* Driver uses 1 DALI address
** Drivers use 2 DALI addresses

MacAdam 3SDCM
Life L70 (6K) 50000h
CRI =80
UGR<19

IP20

DIFFUSED LINEAR STAND ALONE CEILING

Direct emission					Undimmable	Dimmable DALI*
Length	W	Beam	Flux	CCT	Code	Code
1154 mm	24 W	XF	2915 lm	3000K	**BL401.** 01/04	**BL404.** 01/04
			3067 lm	4000K	**BL402.** 01/04	**BL405.** 01/04
2309 mm	46 W	XF	5830 lm	3000K	**BL501.** 01/04	**BL504.** 01/04
			6134 lm	4000K	**BL502.** 01/04	**BL505.** 01/04



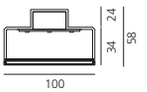

DIFFUSED LINEAR STAND ALONE SUSPENSION

Direct emission					Undimmable	Dimmable DALI*
Length	W	Beam	Flux	CCT	Code	Code
1154 mm	24 W	XF	2915 lm	3000K	**BL451.** 01/04	**BL454.** 01/04
			3067 lm	4000K	**BL452.** 01/04	**BL455.** 01/04
2309 mm	46 W	XF	5830 lm	3000K	**BL551.** 01/04	**BL554.** 01/04
			6134 lm	4000K	**BL552.** 01/04	**BL555.** 01/04



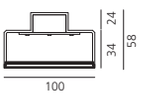

Direct emission + indirect					Undimmable	Dimmable DALI**
Length	W	Beam	Flux	CCT	Code	Code
1154 mm	24 W direct 14 W indirect	XF	2915 lm + 1785 lm 3067 lm + 1881 lm	3000K	**BL407.** 01/04	**BL410.** 01/04
				4000K	**BL408.** 01/04	**BL411.** 01/04
2309 mm	46 W direct 27 W indirect	XF	5830 lm + 3570 lm 6134 lm + 3762 lm	3000K	**BL507.** 01/04	**BL510.** 01/04
				4000K	**BL508.** 01/04	**BL511.** 01/04



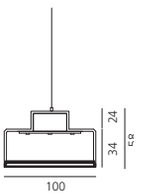



Hoy refractive three-phase track





HOY REFRACTIVE 3-PHASE TRACK

White **01** Black **04**

220/240Vac 50/60Hz
electronic ballast
included

MacAdam 3SDCM
Life L70 (17k) 102000
CRI =90

IP20

REFRACTIVE TRACK

Length	W	Flux[1]	CCT	**Dimmable DALI** Code
582 mm	16 W	2080 lm	3000K	**CF300.** 01/04
			4000K	**CF301.** 01/04





Louvres Length	Code
576 mm	**CF500.** 01/04



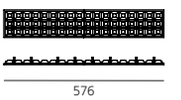

[1] Direct luminous flux: measured using white louvres.
With black louvres -10% output flux.

Katà Métron

Mario Cucinella
2022

“Katà Métron makes it possible to create lighting micro architectures that can be adapted to any space, shape and size. Together with Artemide, we have created an object capable of organising and redefining the space that surrounds us according to the most disparate needs”.

Mario Cucinella

ARTEMIDE
APP





Refractive

PATENT OF INVENTION

Diffused



Katà Métron refractive
592, 1184, 2368 x 105 x 50 mm
3000K/4000K



Katà Métron diffused
592, 1184, 2368 x 105 x 50 mm
3000K/4000K

Spot and pendant



Katà Métron spot & pendant
1184 x 105 x 50 mm
max 4 spots/pendants
2700K/3000K/4000K

Indirect diffused



Katà Métron indirect diffused
592, 1184, 2368 x 105 x 50 mm
3000K/4000K

Katà Métron infrastructure

Integrating different performances

Body

- White
- Black
- Red
- Blue
- Green
- Yellow

Louvres

- Black

Linear elements - Refractive emission



592 mm



1184 mm



2368 mm

Linear elements - Diffused emission



592 mm



1184 mm



2368 mm

Linear elements - Spot and pendant emission



1184 mm

Linear elements - Indirect diffused emission



592 mm



1184 mm



2368 mm


Angle 45°
Joint
Linear
Angle 90°
Joint X
Joint T

KATÀ MÉTRON REFRACTIVE EMISSION

White	Blue	Black	Red	Green	Yellow
01.	**02.**	**04.**	**08.**	**09.**	**17.**

CRI = 90

IP20

* Driver uses 1 DALI address
** Drivers use 2 DALI addresses
***Drivers use 3 DALI addresses

Refractive Element Direct Emission

Length	W	Flux	CCT	Dimmable DALI Code
592 mm	19 W	2240 lm	3000K	*** KA311.** 01/02/04/ 08/09/17
		2360 lm	4000K	*** KA331.** 01/02/04/ 08/09/17
1184 mm	36 W	4480 lm	3000K	*** KA411.** 01/02/04/ 08/09/17
		4720 lm	4000K	*** KA431.** 01/02/04/ 08/09/17
2368 mm	73 W	8965 lm	3000K	****KA511.** 01/02/04/ 08/09/17
		9440 lm	4000K	****KA531.** 01/02/04/ 08/09/17



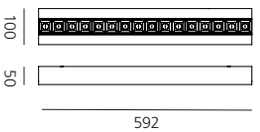

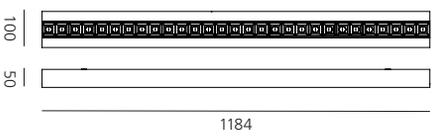

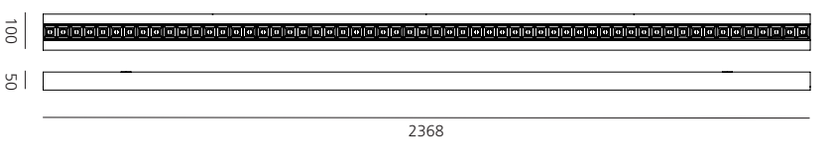

Refractive Element Direct and Indirect Emission

Length	W	Flux	CCT	Dimmable DALI Code
592 mm	19 W direct 6 W indirect	2240 lm direct 780 lm indirect	3000K	****KB311.** 01/02/04/ 08/09/17
		2360 lm direct 780 lm indirect	4000K	****KB331.** 01/02/04/ 08/09/17
1184 mm	36 W direct 18 W indirect	4480 lm direct 2354 lm indirect	3000K	****KB411.** 01/02/04/ 08/09/17
		4720 lm direct 2345 lm indirect	4000K	****KB431.** 01/02/04/ 08/09/17
2368 mm	73 W direct 33 W indirect	8965 lm direct 4690 lm indirect	3000K	*****KB511.** 01/02/04/ 08/09/17
		9440 lm direct 4690 lm indirect	4000K	*****KB531.** 01/02/04/ 08/09/17



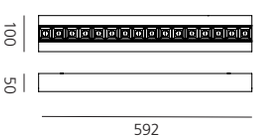





Louvres

Length	Color	Code
592 mm	●	**BZ07404**
1184 mm	●	**BZ05904**
2368 mm	●	**BZ06104**

Refractive emission



Refractive lens
collects 100% of the LED luminous flux

High efficiency
more than 90%

High efficacy
154 lm/W

Extreme glare control
UGR<19
Luminance<3000 cd/m² @ 65°

KATÀ MÉTRON DIFFUSED EMISSION

White	Blue	Black	Red	Green	Yellow
01.	**02.**	**04.**	**08.**	**09.**	**17.**

CRI = 90

IP20

* Driver uses 1 DALI address
** Drivers use 2 DALI addresses

Diffused Element Direct Emission

Length	W	Flux	CCT	Dimmable DALI Code
592 mm	12 W	1220 lm	3000K	***KA011.** 01/02/04/08/09/17
			4000K	***KA031.** 01/02/04/08/09/17
1184 mm	23 W	2445 lm	3000K	***KA111.** 01/02/04/08/09/17
			4000K	***KA131.** 01/02/04/08/09/17
2368 mm	44 W	4890 lm	3000K	****KA211.** 01/02/04/08/09/17
			4000K	****KA231.** 01/02/04/08/09/17







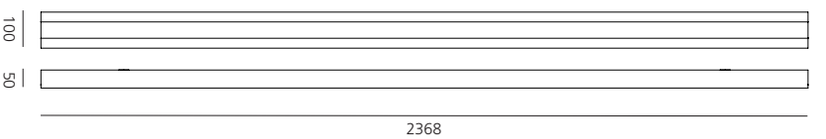

Diffused Element Direct and Indirect Emission

Length	W	Flux	CCT	Dimmable DALI Code
592 mm	12 W direct 6 W indirect	1220 lm direct 780 lm indirect	3000K	****KB011.** 01/02/04/08/09/17
			4000K	****KB031.** 01/02/04/08/09/17
1184 mm	23 W direct 18 W indirect	2445 lm direct 2345 lm indirect	3000K	****KB111.** 01/02/04/08/09/17
			4000K	****KB131.** 01/02/04/08/09/17
2368 mm	44 W direct 33 W indirect	4890 lm direct 4690 lm indirect	3000K	*****KB211.** 01/02/04/08/09/17
			4000K	*****KB231.** 01/02/04/08/09/17





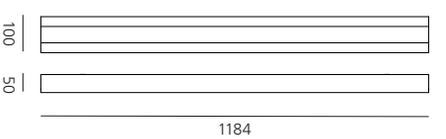

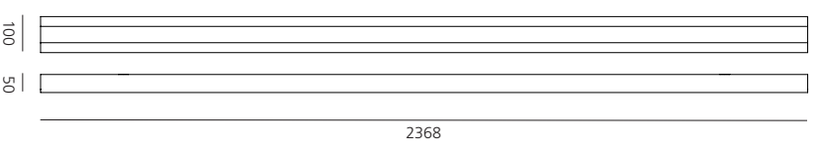

Opal diffuser in polycarbonate (recessed)

Length	**Code**
592 mm	**KZ84007**
1184 mm	**AT10100**
2368 mm	**AT10200**
10000 mm roll	**AT10000**
25000 mm roll	**AT10800**
50000 mm roll	**AT10900**

Diffused emission

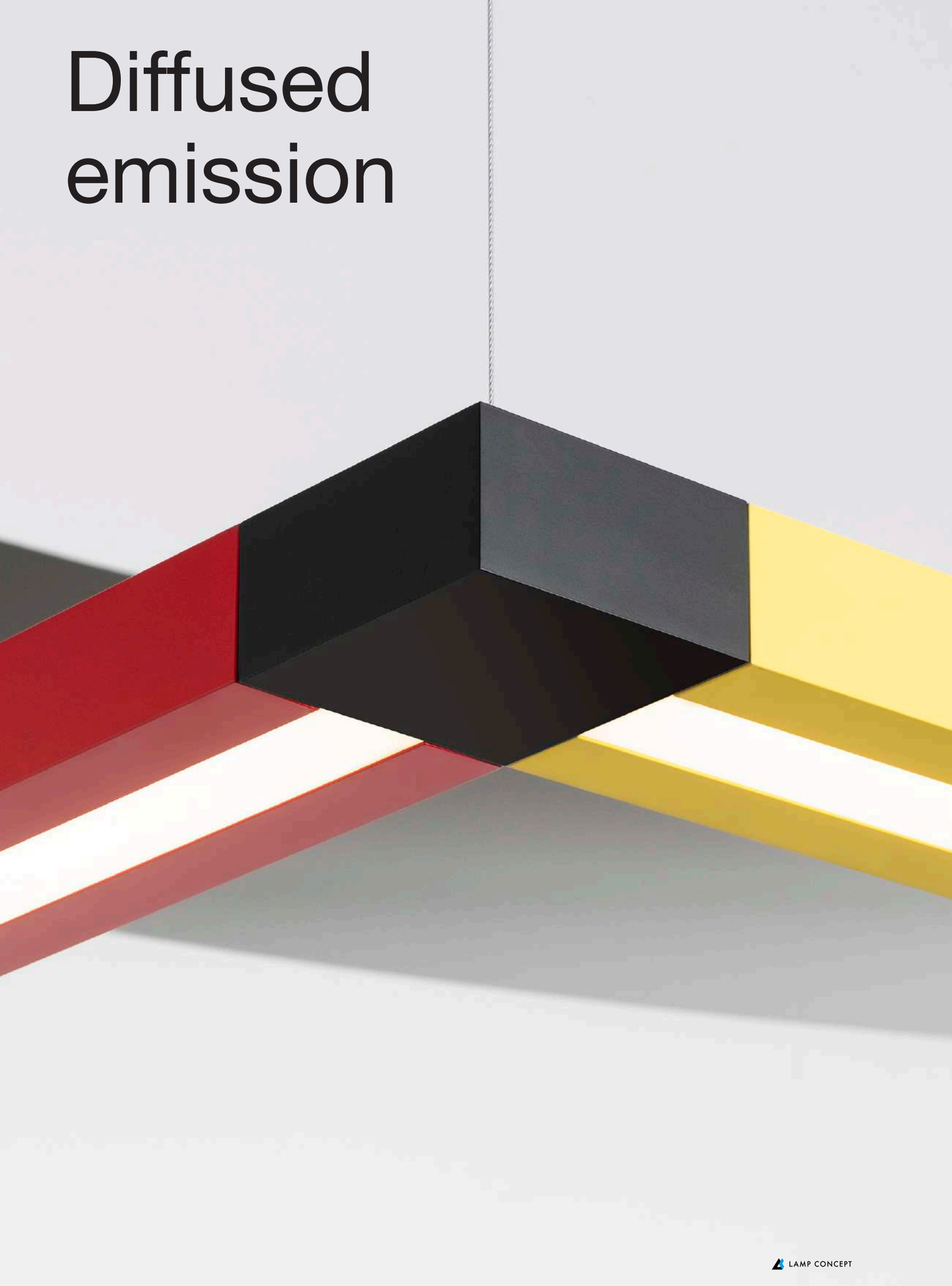

Spot & Pendant emission



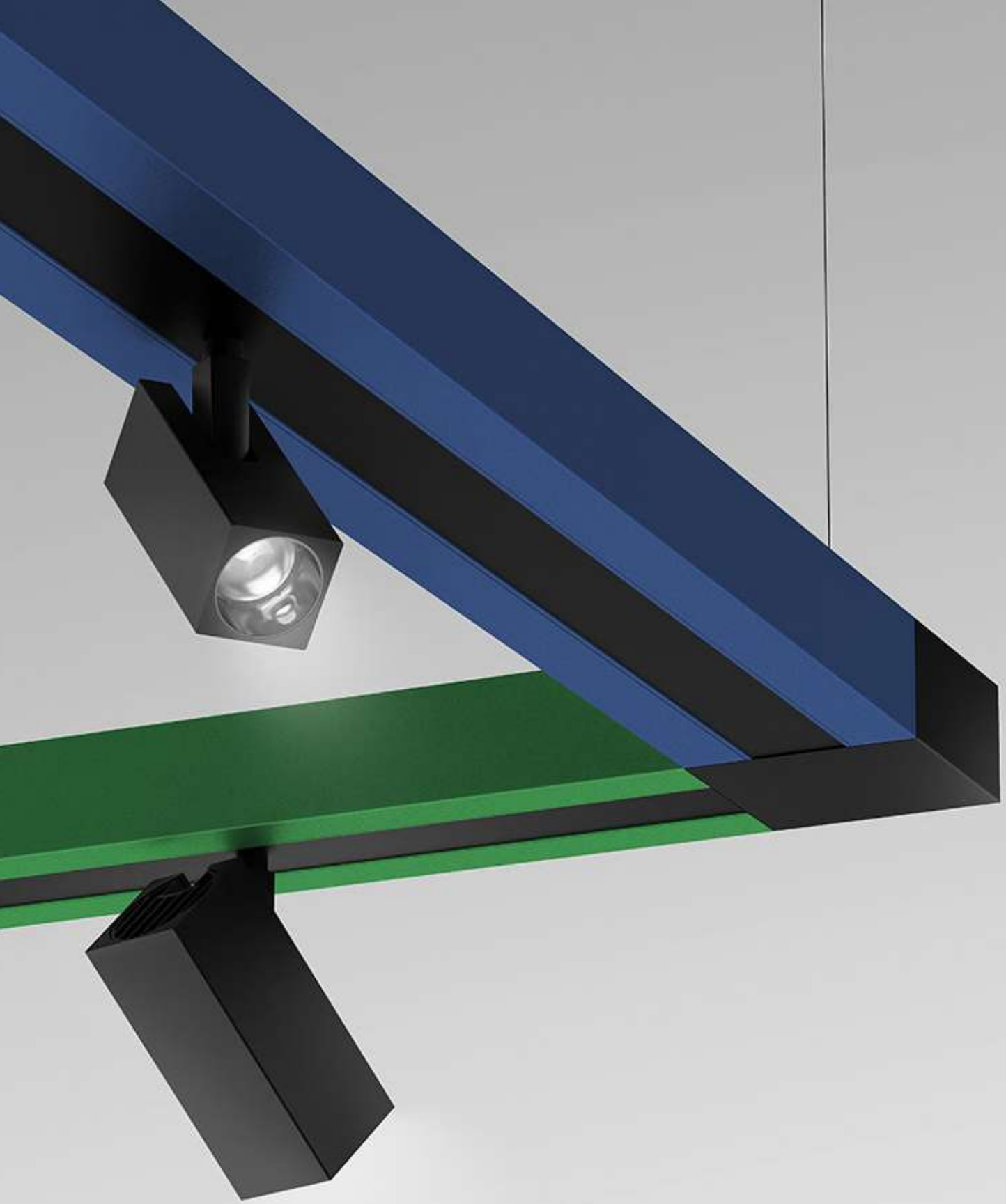

Gear disposition on module for spot & pendant

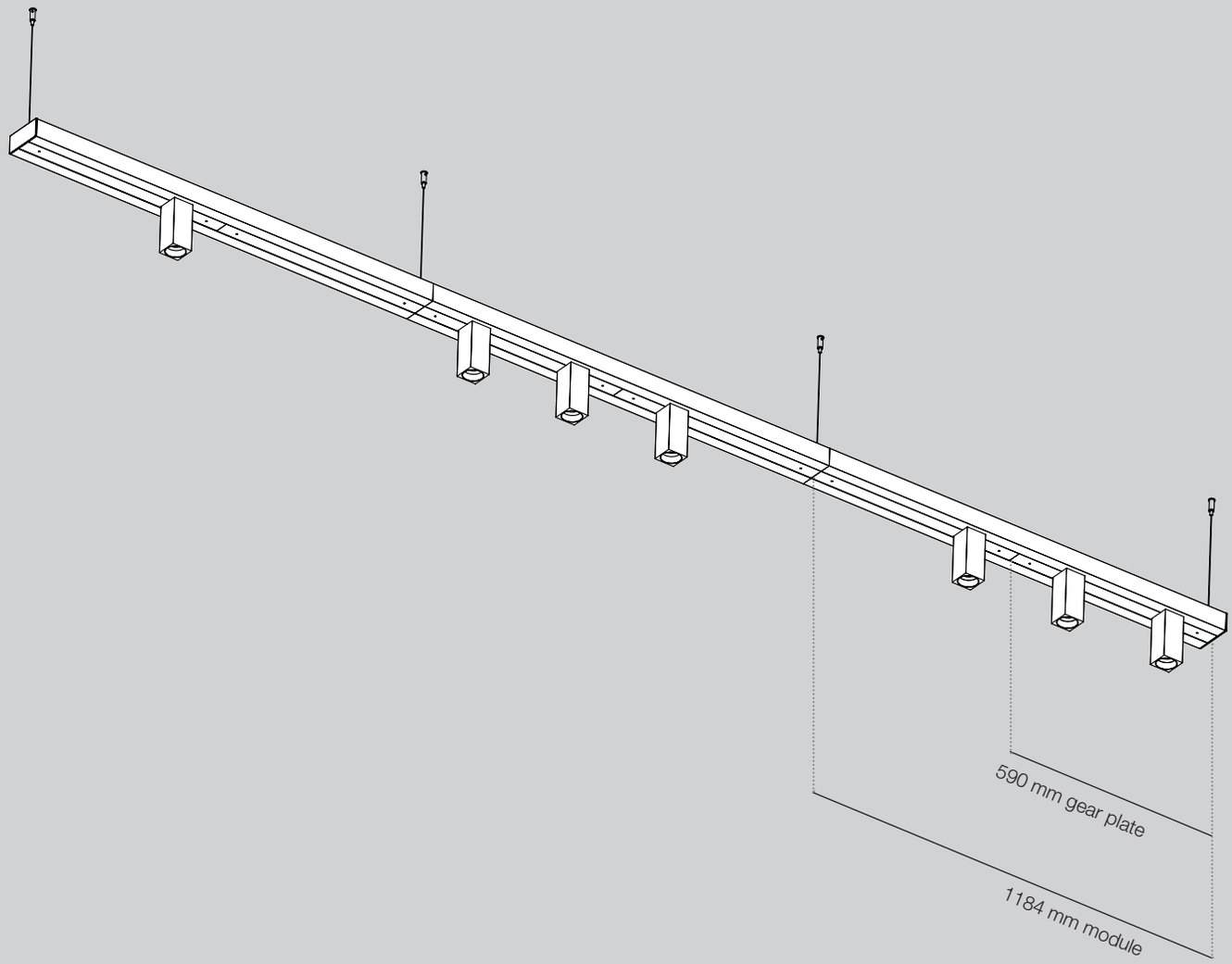

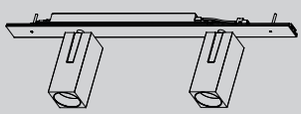

Gear plate x 2
2 x spots 40
2 x spots 55
2 x pendants 40
2 x pendants 55

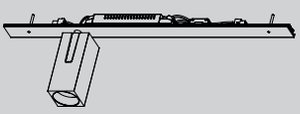

Gear plate x 1
1 x spot 40
1 x spot 55
1 x pendant 40
1 x pendant 55



Plate without
spot/pendant

One track of 1184 mm can be composed by 2 gear plates

Spot & pendant accesories



A unique universal holder
for all optical accessories
(up to 2 filters together)



Accessories
holder



Elliptical
filter



Soft
filter

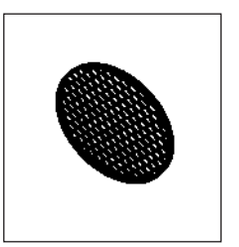

Anti dazzle
louvre

KATÀ MÉTRON SPOT & PENDANT MODULES

White	Blue	Black	Red	Green	Yellow
01.	**02.**	**04.**	**08.**	**09.**	**17.**

CRI = 90

IP20

* Driver uses 1 DALI address

Module for spot & pendant

Length	Code
1184 mm	**KA791.** 01/02/04/ 08/09/17

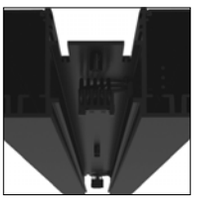

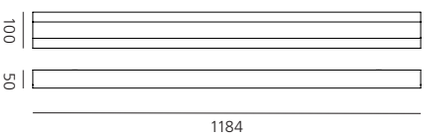

Module for spot/pendant + Indirect diffused emission

Dimmable DALI*

Length	CCT	Code
1184 mm	3000K	**KB711.** 01/02/04/ 08/09/17
	4000K	**KB731.** 01/02/04/ 08/09/17



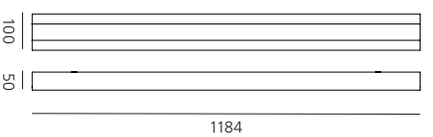

Gear without spot/pendant

Length	Color	Code
590 mm	●	**KZ84004**



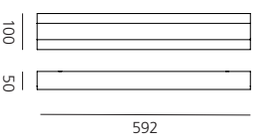



SPOT KATÀ MÉTRON

Black

04.

SP FL WF

CRI = 90

* Driver uses 1 DALI address

IP20

90°

360°

SPOT 1x40

W	Beam	Flux	CCT	Color	Dimmable DALI* Code
9 W	SP 14°	544 lm	2700K	●	**KZ70004**
		541 lm	3000K	●	**KZ71004**
		541 lm	4000K	●	**KZ73004**
	FL 21°	543 lm	2700K	●	**KZ70104**
		584 lm	3000K	●	**KZ71104**
		626 lm	4000K	●	**KZ73104**
	WF 28°	491 lm	2700K	●	**KZ70204**
		529 lm	3000K	●	**KZ71204**
		566 lm	4000K	●	**KZ73204**

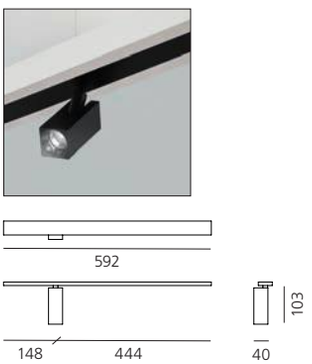

SPOT 2x40

W	Beam	Flux	CCT	Color	Dimmable DALI* Code
18 W	SP 14°	2x 544 lm	2700K	●	**KZ50004**
		2x 541 lm	3000K	●	**KZ51004**
		2x 541 lm	4000K	●	**KZ53004**
	FL 21°	2x 543 lm	2700K	●	**KZ50104**
		2x 584 lm	3000K	●	**KZ51104**
		2x 626 lm	4000K	●	**KZ53104**
	WF 28°	2x 491 lm	2700K	●	**KZ50204**
		2x 529 lm	3000K	●	**KZ51204**
		2x 566 lm	4000K	●	**KZ53204**

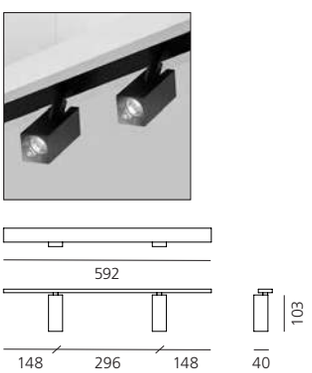

Accesories	Color	Code
 Accessories holder	●	**AP90100**
 Lens for elliptical emission		**AP90200**
 Soft filter		**AP90300**
 Anti-dazzle louvre	●	**AP90400**

SPOT KATÀ MÉTRON

Black

04.

SP FL WF

CRI = 90

IP20

* Driver uses 1 DALI address

90°

360°

SPOT 1x55

W	Beam	Flux	CCT	Color	Dimmable DALI* Code
20 W	SP 15°	1703 lm	2700K	●	**KZ30004**
		1706 lm	3000K	●	**KZ31004**
		1729 lm	4000K	●	**KZ33004**
	FL 22°	1654 lm	2700K	●	**KZ30104**
		1721 lm	3000K	●	**KZ31104**
		1748 lm	4000K	●	**KZ33104**
	WF 31°	1717 lm	2700K	●	**KZ30204**
		1787 lm	3000K	●	**KZ31204**
		1815 lm	4000K	●	**KZ33204**



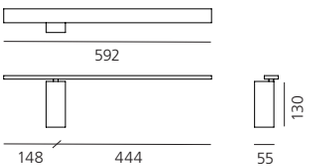

SPOT 2x55

W	Beam	Flux	CCT	Color	Dimmable DALI* Code
40 W	SP 15°	2x 1703 lm	2700K	●	**KZ10004**
		2x 1706 lm	3000K	●	**KZ11004**
		2x 1729 lm	4000K	●	**KZ13004**
	FL 22°	2x 1654 lm	2700K	●	**KZ10104**
		2x 1721 lm	3000K	●	**KZ11104**
		2x 1748 lm	4000K	●	**KZ13104**
	WF 31°	2x 1717 lm	2700K	●	**KZ10204**
		2x 1787 lm	3000K	●	**KZ11204**
		2x 1815 lm	4000K	●	**KZ13204**



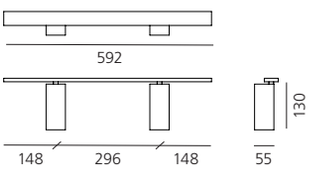

Accesories	Color	Code
Accessories holder	●	**AP91100**
Lens for elliptical emission		**AP91200**
Soft filter		**AP91300**
Anti-dazzle louvre	●	**AP91400**

PENDANT KATÀ MÉTRON

Black



04.

SP FL WF



CRI = 90

IP20

* Driver uses 1 DALI address

PENDANT 1x40

W	Beam	Flux	CCT	Color	Dimmable DALI* Code
9 W	SP 14°	544 lm	2700K	●	**KZ20004**
		541 lm	3000K	●	**KZ21004**
		541 lm	4000K	●	**KZ23004**
	FL 21°	543 lm	2700K	●	**KZ20104**
		584 lm	3000K	●	**KZ21104**
		626 lm	4000K	●	**KZ23104**
	WF 28°	491 lm	2700K	●	**KZ20204**
		529 lm	3000K	●	**KZ21204**
		566 lm	4000K	●	**KZ23204**

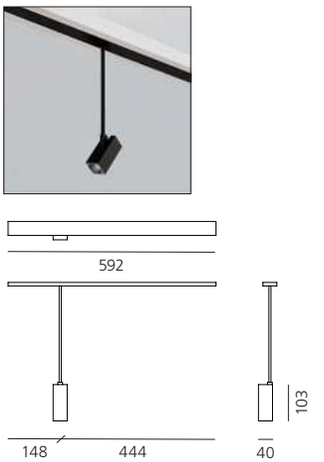

PENDANT 2x40

W	Beam	Flux	CCT	Color	Dimmable DALI* Code
18 W	SP 14°	2x 544 lm	2700K	●	**KZ60004**
		2x 541 lm	3000K	●	**KZ61004**
		2x 541 lm	4000K	●	**KZ63004**
	FL 21°	2x 543 lm	2700K	●	**KZ60104**
		2x 584 lm	3000K	●	**KZ61104**
		2x 626 lm	4000K	●	**KZ63104**
	WF 28°	2x 491 lm	2700K	●	**KZ60204**
		2x 529 lm	3000K	●	**KZ61204**
		2x 566 lm	4000K	●	**KZ63204**

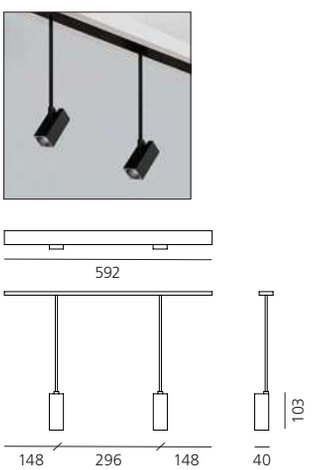

Accesories		Color	40 Code
	Accessories holder	●	**AP90100**
	Lens for elliptical emission		**AP90200**
	Soft filter		**AP90300**
	Anti-dazzle louvre	●	**AP90400**

PENDANT KATÀ MÉTRON

Black

04.

SP FL WF

CRI = 90

IP20

* Driver uses 1 DALI address

PENDANT 1x55

W	Beam	Flux	CCT	Color	**Dimmable DALI*** Code
20 W	SP 15°	1636 lm	2700K	●	**KZ40004**
		1703 lm	3000K	●	**KZ41004**
		1729 lm	4000K	●	**KZ43004**
	FL 22°	1654 lm	2700K	●	**KZ40104**
		1721 lm	3000K	●	**KZ41104**
		1748 lm	4000K	●	**KZ43104**
	WF 31°	1717 lm	2700K	●	**KZ40204**
		1787 lm	3000K	●	**KZ41204**
		1815 lm	4000K	●	**KZ43204**



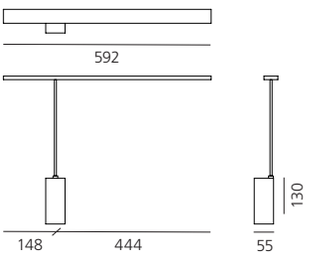

PENDANT 2x55

W	Beam	Flux	CCT	Color	**Dimmable DALI*** Code
40 W	SP 15°	2x 1636 lm	2700K	●	**KZ80004**
		2x 1703 lm	3000K	●	**KZ81004**
		2x 1729 lm	4000K	●	**KZ83004**
	FL 22°	2x 1654 lm	2700K	●	**KZ80104**
		2x 1721 lm	3000K	●	**KZ81104**
		2x 1748 lm	4000K	●	**KZ83104**
	WF 31°	2x 1717 lm	2700K	●	**KZ80204**
		2x 1787 lm	3000K	●	**KZ81204**
		2x 1815 lm	4000K	●	**KZ83204**



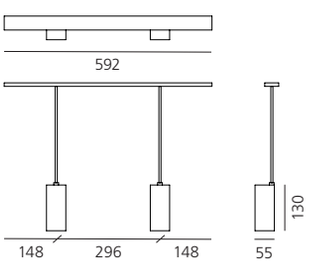

Accesories		Color	**55** Code
	Accessories holder	●	**AP91100**
	Lens for elliptical emission		**AP91200**
	Soft filter		**AP91300**
	Anti-dazzle louvre	●	**AP91400**

KATÀ MÉTRON ANGLE ELEMENTS & JOINTS

Black

04.

IP20

ANGLE ELEMENTS

Angle elements

		Color	Code
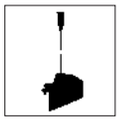	Suspension 45° 2 exits Cable included Feedable Joint	●	**KZ84005**
	Ceiling 45° 2 exits	●	**KZ84006**
	Suspension 90° 2 exits Cable included Feedable Joint	●	**KZ01904**
	Ceiling 90° 2 exits	●	**KZ02304**

JOINTS

Joints

		Color	Code
	Suspension linear Joints 2 exits Cable included Feedable Joint	●	**KZ02004**
	Ceiling linear Joints 2 exits	●	**KZ02404**
	Suspension T Joints 3 exits Cable included Feedable Joint	●	**KZ01804**
	Ceiling T Joints 3 exits	●	**KZ02204**
	Suspension X Joints 4 exits Cable included Feedable Joint	●	**KZ01704**
	Ceiling X Joints 4 exits	●	**KZ02104**

Accessories

		Code
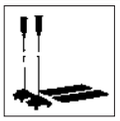	Suspension Kit End modules	**KZ01004**
	Suspension Kit Intermediate joint elements	**KZ01104**
	Ceiling Kit End modules	**KZ01204**
	Ceiling Kit Intermediate joint elements	**KZ01304**
	End Caps Refractive, spot and pendant modules	**KZ01404**
	End Caps Diffused modules	**KZ01504**
	Coverwires and joints Cover for diffused screen Diffused modules	**KZ01604**

Power supply		DALI	Dimmable APP
		Code	Code
	Ceiling rose Transparent cable 2m	**KZ02504**	**KZ02604**
	BLL interface for APP with antena Up to 40 addresses Ceiling modules		**KZ02604**









Series Y

Gensler
2017

ARTEMIDE
APP
on request

LAMP CONCEPT





Series Y optics

Direct emission



Diffused emission



35W
2940 lm
Undimmable



Controlled emission



35W
2559 lm
Undimmable

Direct + indirect emission



Diffused + batwing mission



55W
4742 lm
Dimmable DALI separately



Controlled + Batwing emission



55W
4361 lm
Dimmable DALI separately



Series Y

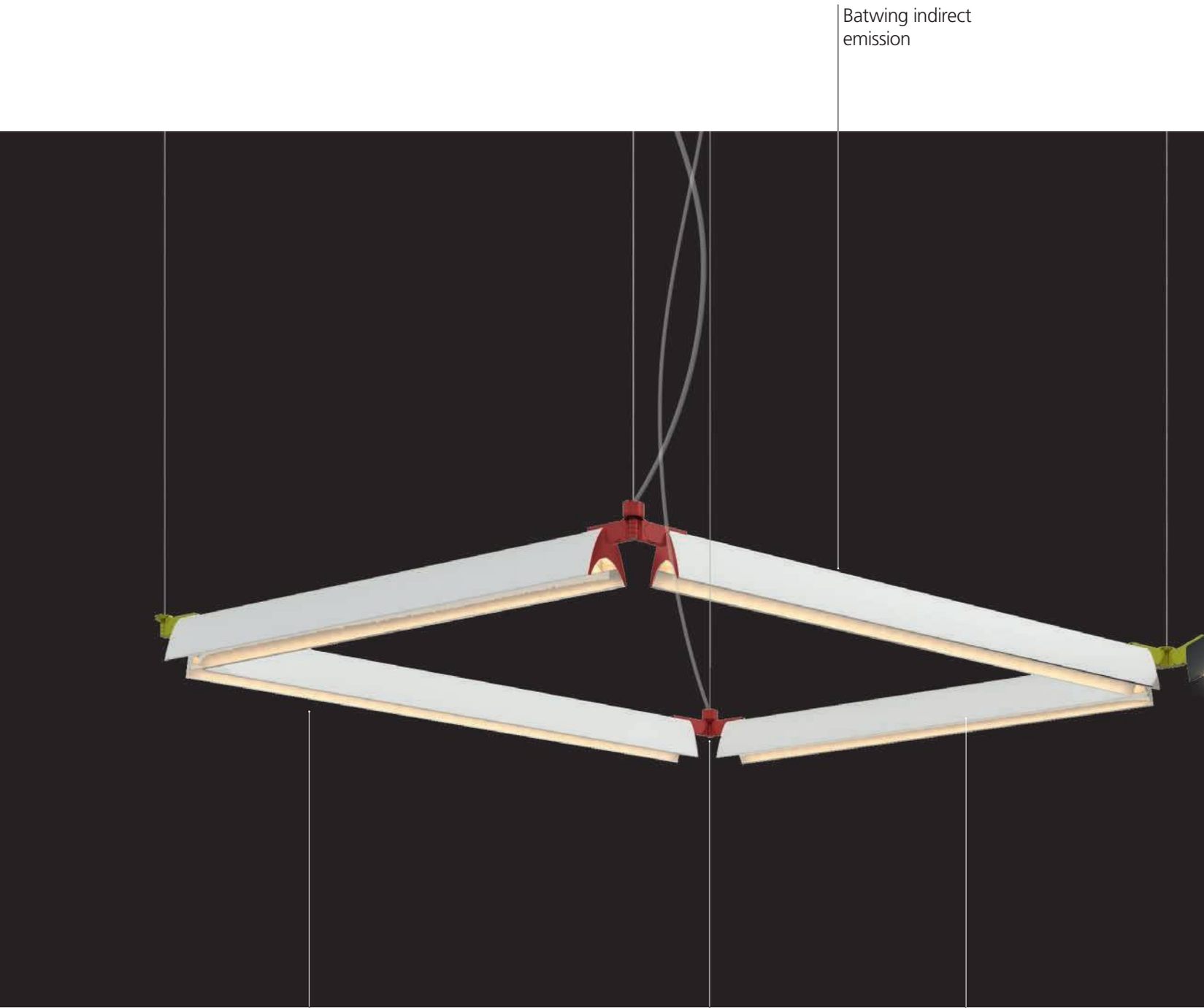
Batwing indirect emission
Maximum flexibility of composition
Horizontal rotation modules respecting a minimum of 75°
Controlled emission



Diffused emission

Free vertical tilt up to 30° upwards or 30° downwards

Horizontal and vertical freedom to play with

ROTATION ON HORIZONTAL PLANE

During the installation it is possible to freely choose the position of each single module, respecting a minimum angle between two modules of 75°.

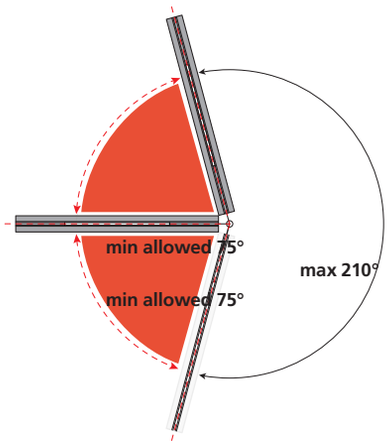

TILT ON VERTICAL PLANE

Each module can be easily tilted (upward or downward) up to 30° from the horizontal plane.

This two movements (rotation and tilting) can be mixed up in infinite possibilities to best adapt to space requirements.

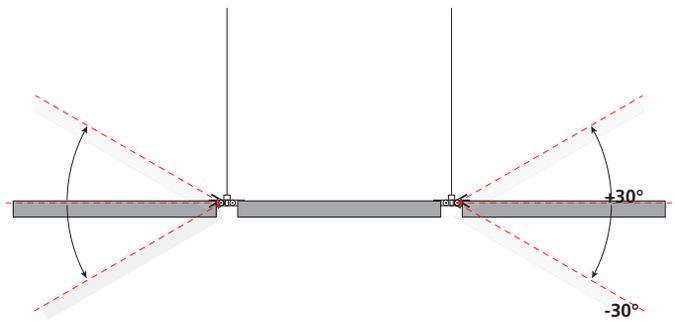

POSSIBLE MULTIPLE CONFIGURATIONS UP TO 4 MODULES

POWERED JOINT AND SUSPENSION CABLE



X 2 MODULES



X 3 MODULES



X 4 MODULES

MECHANICAL JOINT AND SUSPENSION CABLE



X 2 MODULES



X 3 MODULES



X 4 MODULES

Series Y joints



Series Y linear configuration

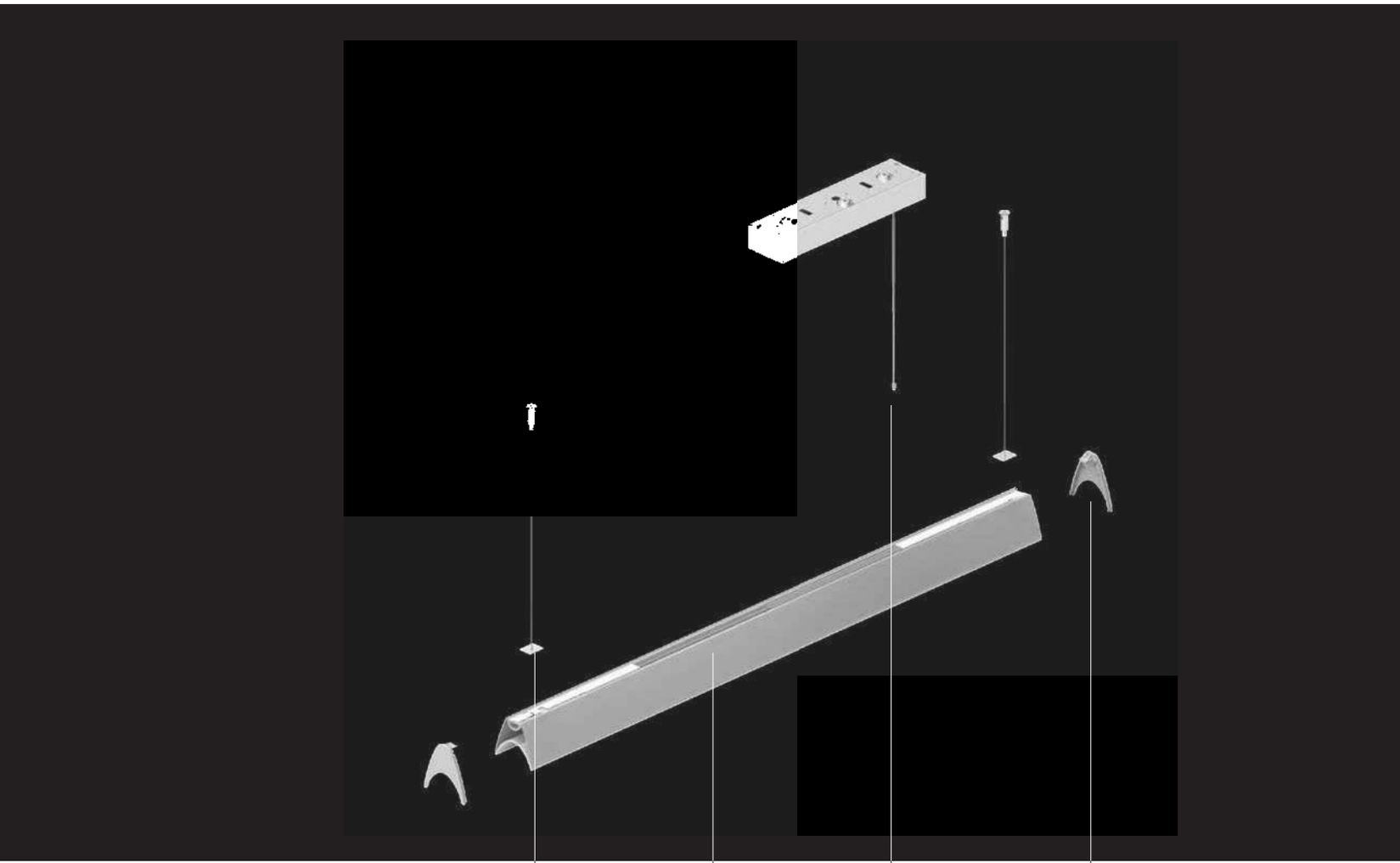

1 MODULE

Terminal suspension kit

Direct / Indirect module

Ceiling rose

End cap

END CAP



TERMINAL SUSPENSION KIT



INTERMEDIATE SUSPENSION KIT



CEILING ROSE





○ Small 416x99x65 mm
x1, x2, x3, x4 modules
Undimmable
x1, x2 modules
Dimmable DALI

○ Large 416x139x65 mm
x3, x4 modules
Dimmable DALI

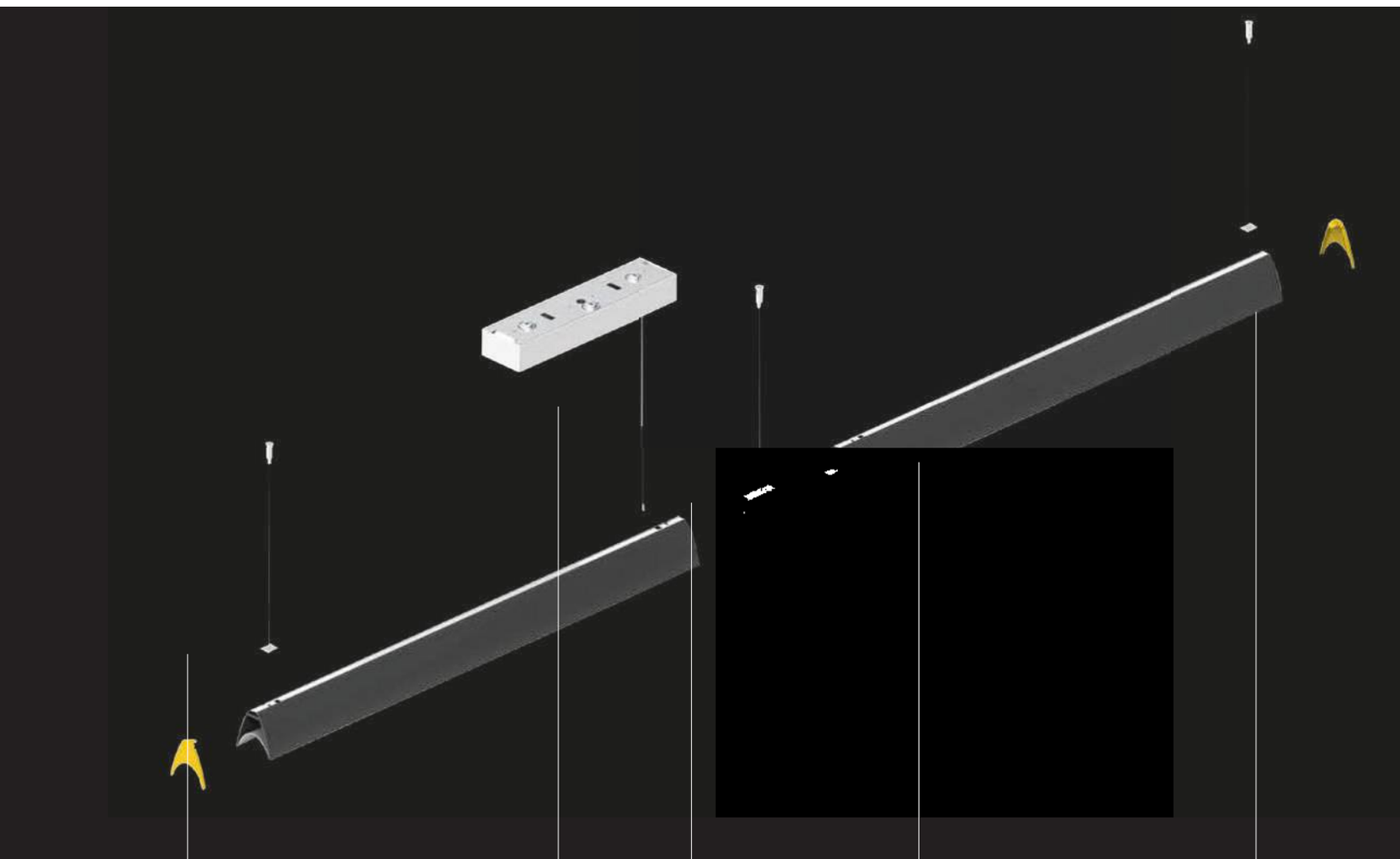

MORE THAN 2 MODULES

Terminal suspension kit

Ceiling rose

Intermediate suspension kit

Direct / Indirect module

End cap

Series Y star configuration

JOINT POWERED



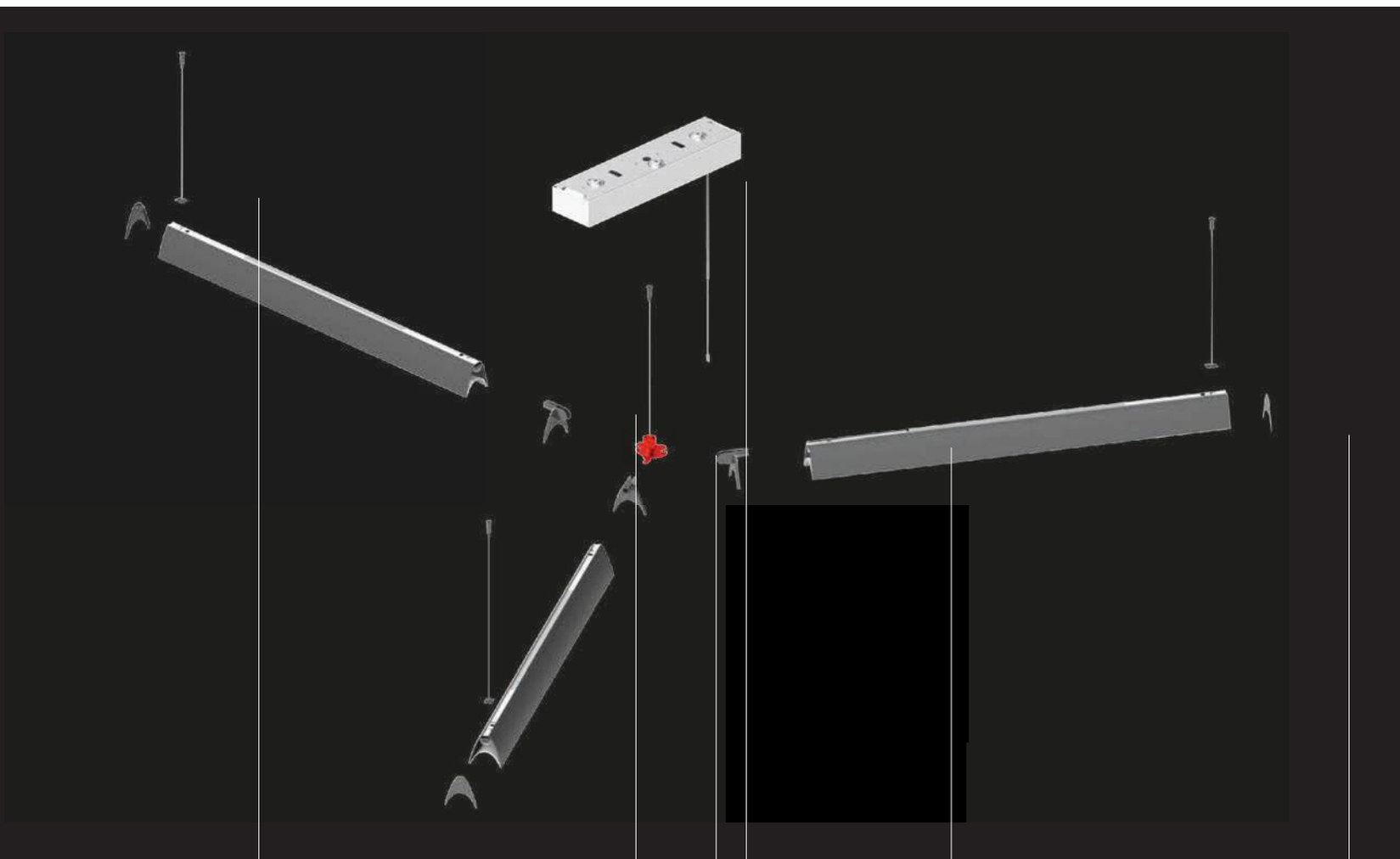

3 MODULES

Terminal suspension kit

Joint end cap

Ceiling rose

Joint with cable 3X

Direct / Indirect module

End cap

END CAP



○ ○ ○ ○ ○

JOINT END CAP



○ ○ ○ ○ ○

TERMINAL SUSPENSION KIT



CEILING ROSE



○ Small 416x99x65 mm
x1, x2, x3, x4 modules
Undimmable
x1, x2 modules
Dimmable DALI



○ Large 416x139x65 mm
x3, x4 modules
Dimmable DALI



4 MODULES

Terminal suspension kit

Joint end cap

Joint with cable 4X

Ceiling rose

Direct / Indirect module

End cap

Series Y mixed configuration

MECHANICAL JOINT



JOINT WITH CABLE



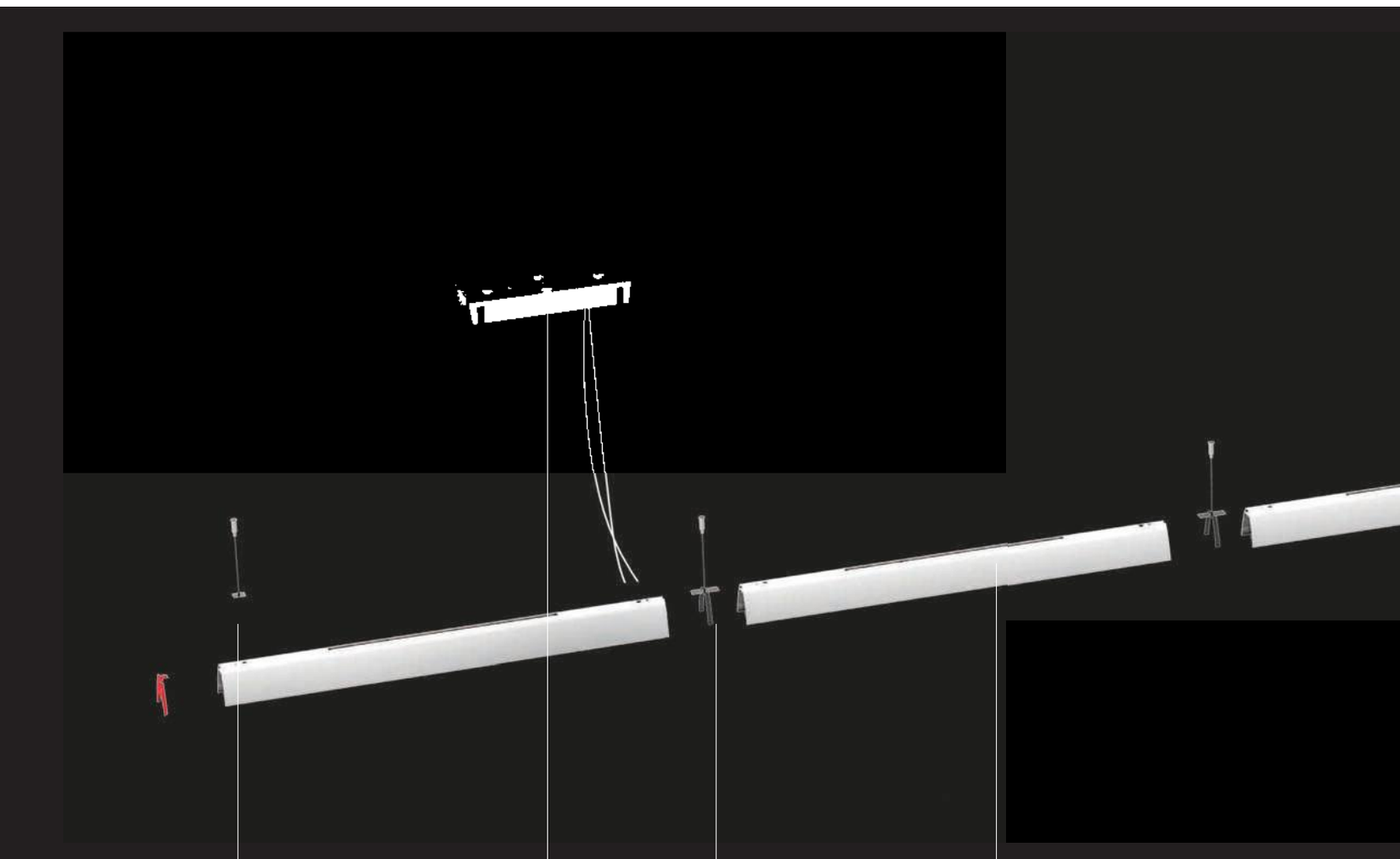

3+2 MODULES

Terminal suspension kit

Ceiling rose

Intermediate suspension kit

Direct / Indirect module

END CAP



JOINT END CAP



TERMINAL SUSPENSION KIT



CEILING ROSE





- Small 416x99x65 mm
  x1, x2, x3, x4 modules
  Undimmable
  x1, x2 modules
  Dimmable DALI
- Large 416x139x65 mm
  x3, x4 modules
  Dimmable DALI

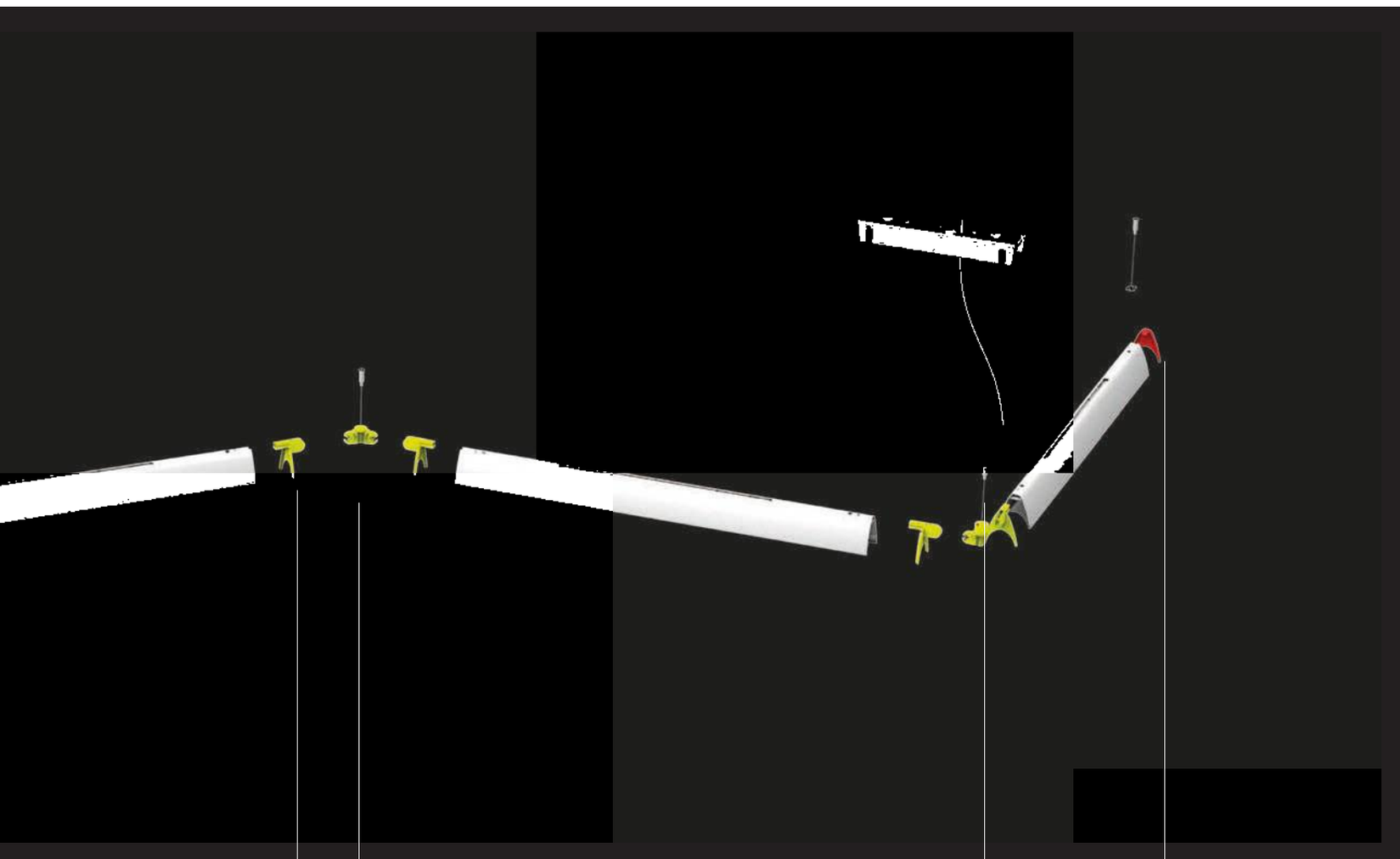

Joint end cap

Mechanical joint
2X

Joint with cable
2X

End cap

SERIES Y - DIRECT EMISSION UNDIMMABLE

White **01** Black **04** Silver **05**

MacAdam 3SDCM
Life L70 (9k) 50000h
CRI = 90

IP20

DIFFUSED EMISSION

Length	W	CRI	Flux	CCT	Undimmable Code
1120mm	35 W	90	3460 lm	3000K	**AY000.** 01/04/05
			3643 lm	4000K	**AY005.** 01/04/05



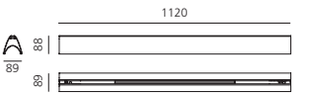

CONTROLLED EMISSION

Length	W	Flux	CCT	Undimmable Code
1120mm	35 W	3012 lm	3000K	**AY010.** 01/04/05
		3171 lm	4000K	**AY015.** 01/04/05



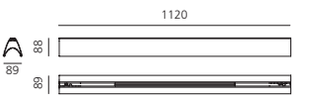

Ceiling rose	Undimmable Code
Rose x 1 module	**AY80101**
Rose x 2 modules	**AY80201**
Rose x 3 modules - linear configuration	**AY80301**
Rose x 3 modules - star configuration	**AY80401**
Rose x 4 modules - linear configuration	**AY80501**
Rose x 4 modules - star configuration	**AY80601**



Small
Undimmable rose
Ceiling rose suitable for all undimmable modules configurations.

LINEAR CONFIGURATION

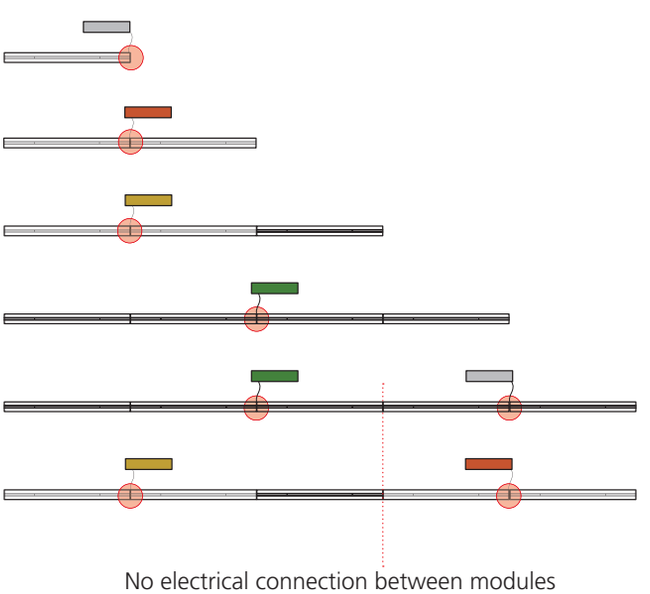

No electrical connection between modules

STAR CONFIGURATION

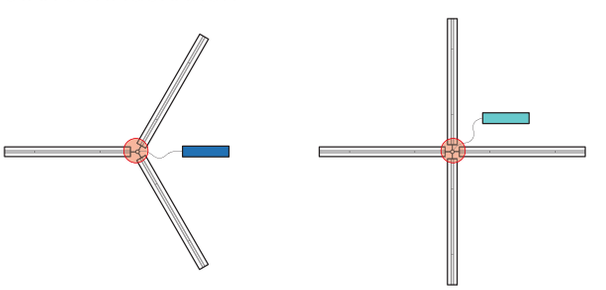

MIXED CONFIGURATION

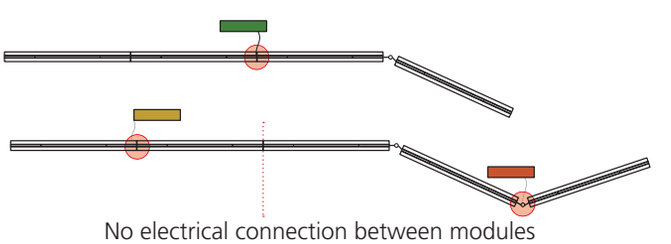

No electrical connection between modules

SERIES Y - DIRECT + INDIRECT EMISSION DIMMABLE

White **01** Black **04** Silver **05**

MacAdam 3SDCM
Life L70 (9k) 50000h
CRI = 90

IP20

DIFFUSED DIRECT EMISSION + BATWING INDIRECT EMISSION

Length	W	Flux	CCT	Dimmable DALI Code
1120mm	35 W direct 20 W indirect	3460 lm direct 2120 lm indirect	3000K	**AY050.** 01/04/05
		3643 lm direct 2232 lm indirect	4000K	**AY055.** 01/04/05



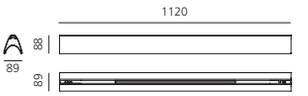

CONTROLLED DIRECT EMISSION + BATWING INDIRECT EMISSION

Length	W	Flux	CCT	Dimmable DALI Code
1120mm	35 W direct 20 W indirect	3012 lm direct 2120 lm indirect	3000K	**AY060.** 01/04/05
		3171 lm direct 2232 lm indirect	4000K	**AY065.** 01/04/05



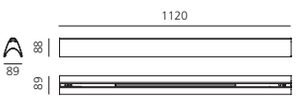

Ceiling rose	Dimmable DALI Code
Rose x 1 module	**AY81101**
Rose x 2 modules	**AY81201**
Rose x 3 modules - linear configuration	**AY81301**
Rose x 3 modules - star configuration	**AY81401**
Rose x 4 modules - linear configuration	**AY81501**
Rose x 4 modules - star configuration	**AY81601**





Small
Dimmable rose
Ceiling rose suitable for 1 or 2 dimmable modules configurations.

Large
Dimmable rose
Ceiling rose suitable for 3 or 4 dimmable modules configurations.

LINEAR CONFIGURATION

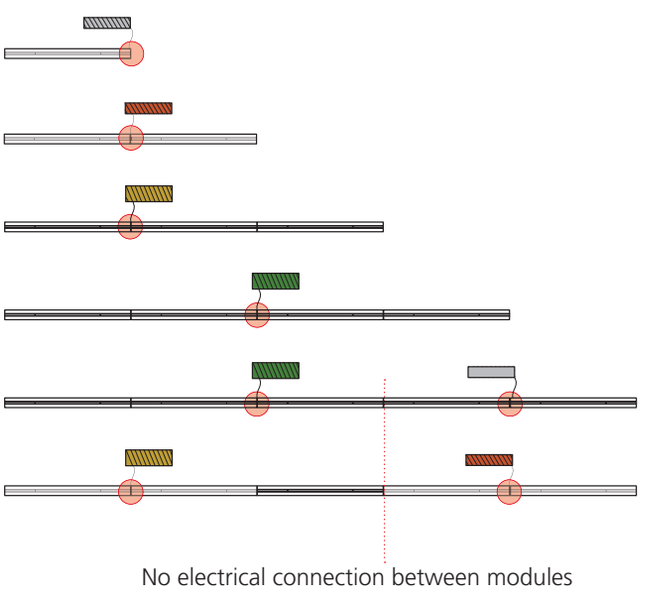

No electrical connection between modules

STAR CONFIGURATION

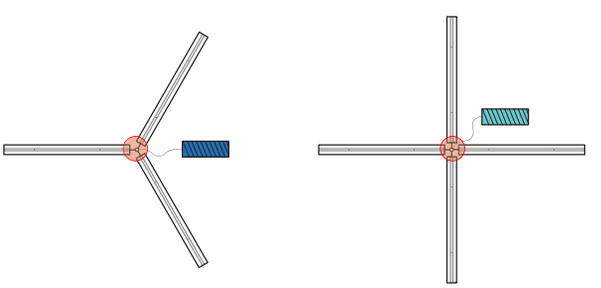

MIXED CONFIGURATION

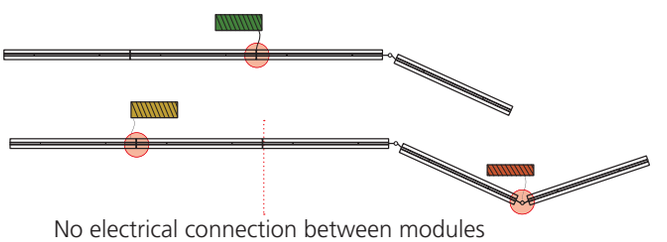

No electrical connection between modules

SERIES Y - JOINT

White **01** Black **04** Silver **05** Red **08** Yellow **15**

Accessories

		Code
	Terminal suspension kit	**AY50000**
	Intermediate suspension kit	**AY51000**
	End cap	**AY600.** 01/04 05/08/15
	Joint End cap	**AY610.** 01/04 05/08/15

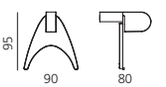

Powered joint

		Code
	x 2 modules + suspension cable	**AY700.** 01/04 05/08/15
	x 3 modules + suspension cable	**AY710.** 01/04 05/08/15
	x 4 modules + suspension cable	**AY720.** 01/04 05/08/15

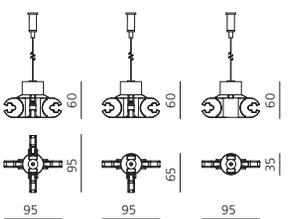

Meccanical joint

		Code
	x 2 modules + suspension cable	**AY730.** 01/04 05/08/15
	x 3 modules + suspension cable	**AY740.** 01/04 **AY750.** 05/08/15
	x 4 modules + suspension cable	**AY760.** 01/04 05/08/15

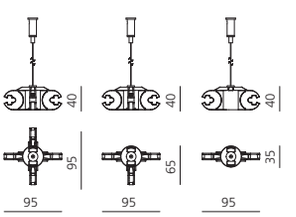



Metro Village, San Donato (MI), Italy, Project by Lombardini22, Ph. Dario e Carlo Tettamanzi



Somnium

Carlotta de Bevilacqua
2024

PATENT OF INVENTION: OPTICS

ARTEMIDE
APP



Somnium is a system born from the fusion of optical, structural, and production elements, brought to life through transparency.

At its core there is an optical cell, engineered for maximum efficiency and optimal perception. Much like a cell, it reproduces and collaborates within the system, creating a seamless flow.

The optical element, crafted from a singular material, embodies sustainable industrial intelligence in its design. It reduces material diversity, minimises weight, and simplifies production steps.

The patented optical synthesis is the principle through which to design the reality of lighting within space thanks to a system of linear and curved modules.

Transparency challenge

Optical control elements

Refractive lens and TIR (total internal reflection) antiglare
Collects around 100% of the LED luminous flux and reflects secondary rays maximizing the flux output.

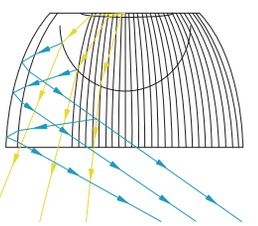

Materic convergence
between lens and antiglare
Optical PMMA



Aluminum structure

LED

Optical PMMA cell

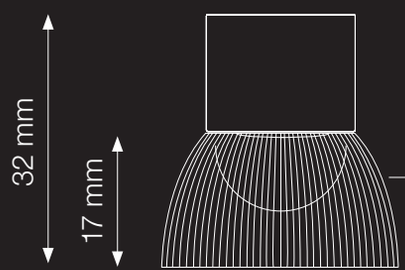

Lens + antiglare

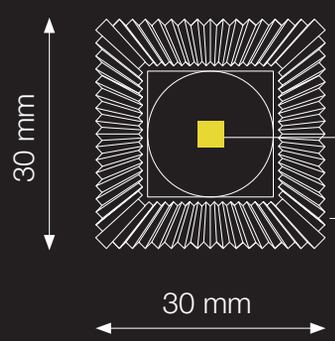

LED

Transparent antiglare



Responsible energetic project

Extreme efficacy

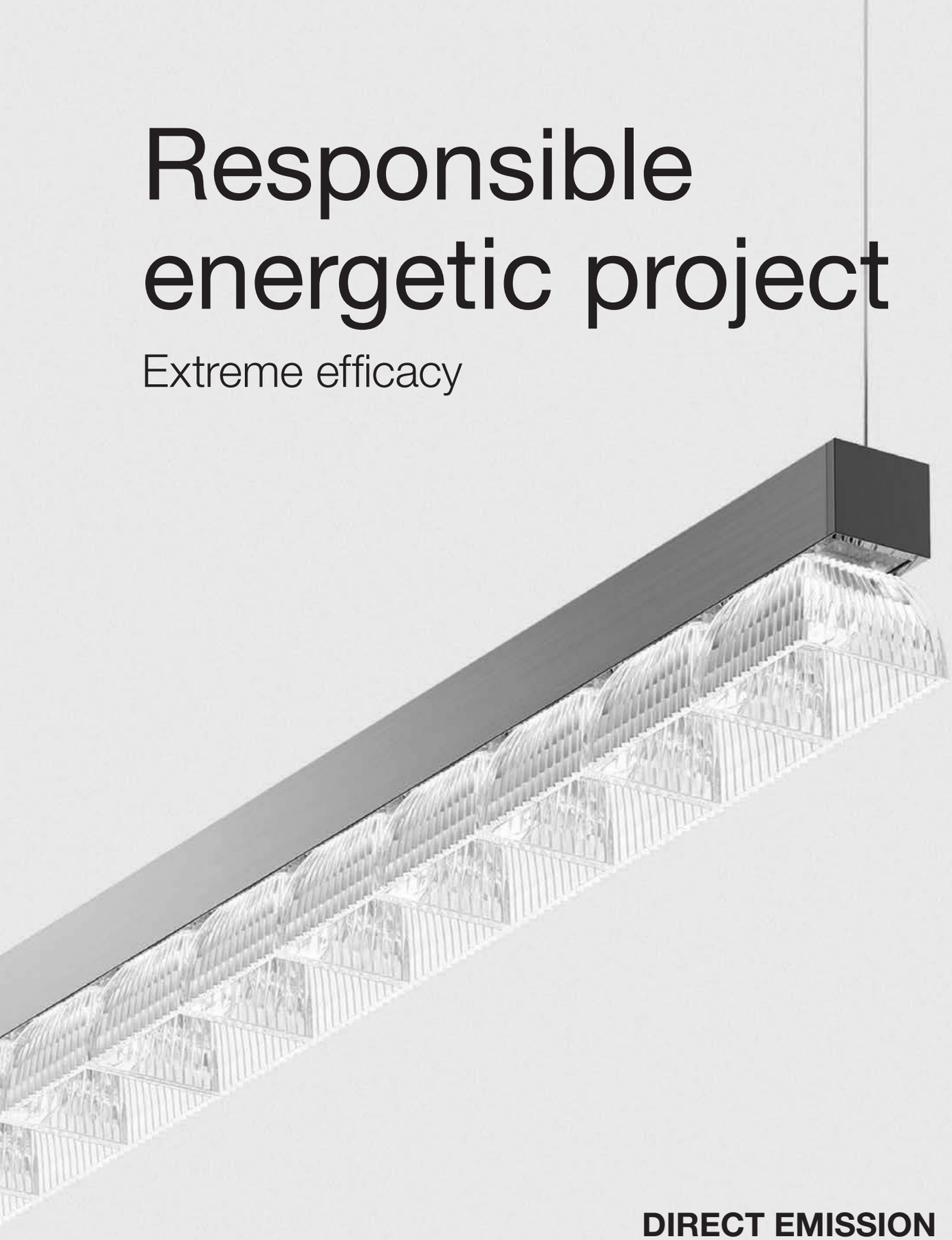

DIRECT EMISSION

Controlled distribution

Beam 2X35°

UGR<16

HIGH EFFICIENCY
up to 93%

HIGH EFFICACY
up to 165 lm/W stand alone
up to 160 lm/W system

CRI90



INDIRECT EMISSION

Diffused distribution

Beam 2X60°



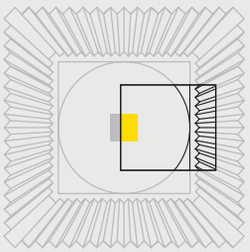

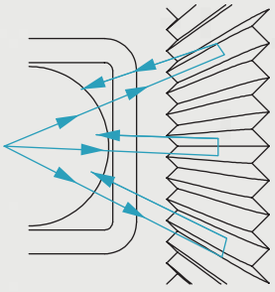

Internal reflection in
the antiglare structure

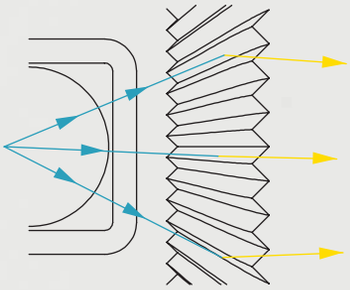

Surface enlightment of the
external optical structure

TIR (total internal reflection) optical structure ensures a comfortable perception of the product in the surrounding.
The very minimum percentage (<1%) of light that, due both to the physical phenomenon of refraction and to the natural impurity of PMMA of the lens, is diffused by the external optical structure.

Its illumination allows to perceive itself as a vivid presence contributing to the direct light emission.

The total enlighted surface captured by sight, being wider maintains the luminance <3000 cd/m^2 at 65° and over the optical axis, making the perception smoother and not offensive for the human eye.



Perceptive light principle

Balanced luminance and contrast

Somnium represents also the perceptive balance in terms of contrast between the optical structure and background. The luminance contrast, defined by the relation between the object and background luminances, is an important parameter in light design. Somnium respects values of luminous contrast up to 100, normally considered comfortable applications, in accordance with standards and other recognized parameters*.

C = (Lobj - Lbg) / Lbg
where:
Lobj = object luminance
Lbg = background luminance
Object luminance around us is generally between 10-20 cd/m^2 (not directly illuminated object) and 1500 cd/m^2 (directly illuminated ceiling from indirect light source).

*EN 12464 requires < 3000 cd/m^2
WELL requires < 6000 cd/m^2



Spatial dialogue

Replicable coincidence among optics, mechanics and electronics



Miniaturized dimensions

Reduced materials diversity

A perfect synthesis

Antiglare and lens, usually made by contrasted materials, come together in a single miniaturized transparent component.

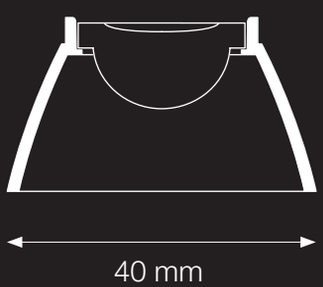

Traditional antiglare black/white

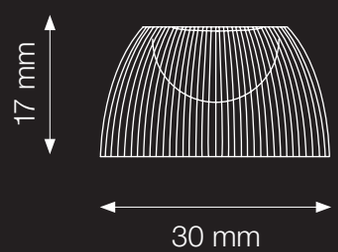

Somnium Transparent antiglare

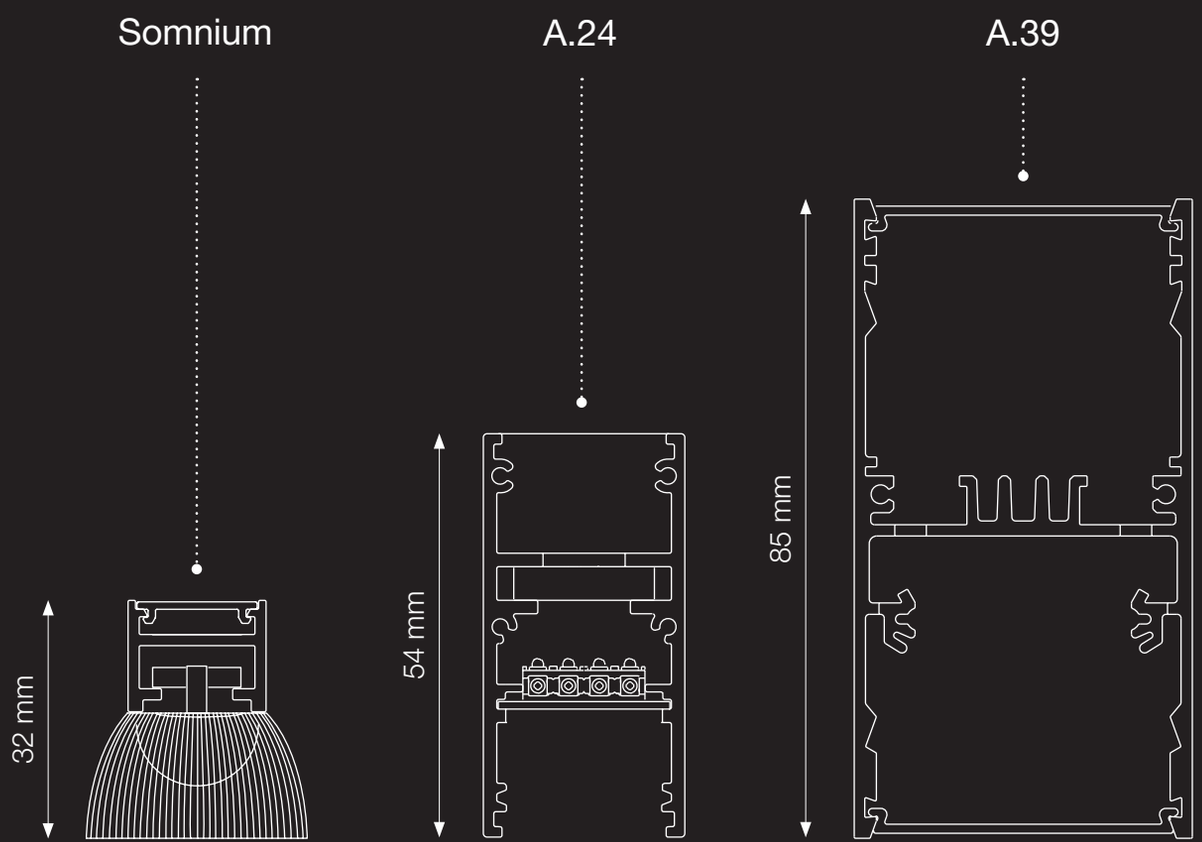

Reduced dimensions and reduced weight:

Linear module 1260
1260 x h 32 mm

0,6 Kg

Circular module 1100
Ø1100 x h 32 mm

1,6 Kg

Cellular collaboration

Modular growth and balance

Max length 15 m
one power supply kit 200W

0-10
DALI2/PUSH
APP & PUSH



Linear growth
Square cells



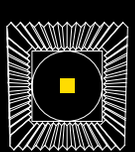

Radial growth
Trapezoidal cells





Somnium
Stand alone

Integrating different performances

CONFIGURATIONS

CONSTANT CURRENT FED

Linear module 1260
1260 x h 32 mm
Total Power: 20W
Flux: 3287 lm

Linear module 1680
1680 x h 32 mm
Total Power: 27W
Flux: 4383 lm

Linear module 2100
2100 x h 32 mm
Total Power: 34W
Flux: 5479 lm

Circular module 832
Ø832 x h 32 mm
Total Power: 27W
Flux: 4452 lm

Circular module 1100
Ø1100 x h 32 mm
Total Power: 36W
Flux: 5936 lm

SCENARIOS

WORKPLACES

Stand alone
1 linear module 1260
Total Power: 20W
Direct + indirect
3000K

n.1 desk

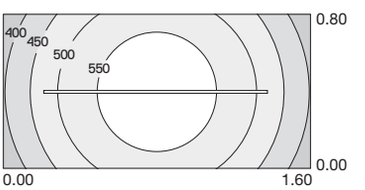

Installation h 2400 mm - Desk h 750 mm
E_{av}= 572 lx u_0= 0,711

n.2 desks

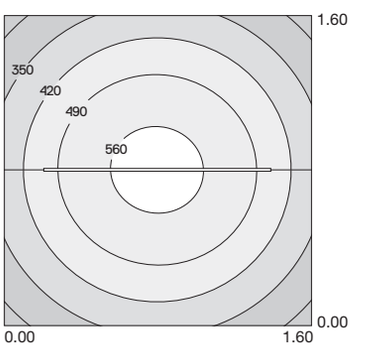

Installation h 2400 mm - Desk h 750 mm
E_{av}= 510 lx u_0= 0,571

Linear module 1260

Linear module 1680



Linear module 2100



Circular module 832



Circular module
1100



SOMNIUM STAND ALONE

Brushed Aluminum

00

Direct and indirect emissions are simultaneously controlled.

MacAdam 3SDCM
Life L70(17k) 102000h
CRI=90

IP20

Glow wire test 650°

Linear modules direct and indirect emission with ceiling power supply						PUSH/DALI	APP
Size	Weight	W	Driver supply voltage	Flux	CCT	Code	Code
h32 x 1260 mm	0,6 kg	20W	220-240V	1726 lm direct 1561 lm indirect	3000K	**TT61000**	**TT61000APP**
				1726 lm direct 1561 lm indirect	4000K	**TT62000**	**TT62000APP**
h32 x 1680 mm	0,8 kg	27W	220-240V	2301 lm direct 2082 lm indirect	3000K	**TT71000**	**TT71000APP**
				2301 lm direct 2082 lm indirect	4000K	**TT72000**	**TT72000APP**
h32 x 2100 mm	1,0 kg	34W	220-240V	2877 lm direct 2602 lm indirect	3000K	**TT81000**	**TT81000APP**
				2877 lm direct 2602 lm indirect	4000K	**TT82000**	**TT82000APP**

Linear modules direct and indirect emission with trimless recessed power supply						PUSH/DALI	APP
Size	Weight	W	Driver supply voltage	Flux	CCT	Code	Code
h32 x 1260 mm	0,6 kg	20W	220-240V	1726 lm direct 1561 lm indirect	3000K	**TT61100**	**TT61100APP**
				1726 lm direct 1561 lm indirect	4000K	**TT62100**	**TT62100APP**
h32 x 1680 mm	0,8 kg	27W	220-240V	2301 lm direct 2082 lm indirect	3000K	**TT71100**	**TT71100APP**
				2301 lm direct 2082 lm indirect	4000K	**TT72100**	**TT72100APP**
h32 x 2100 mm	1,0 kg	34W	220-240V	2877 lm direct 2602 lm indirect	3000K	**TT81100**	**TT81100APP**
				2877 lm direct 2602 lm indirect	4000K	**TT82100**	**TT82100APP**



Trimless recessed power supply
Detail with linear 1260

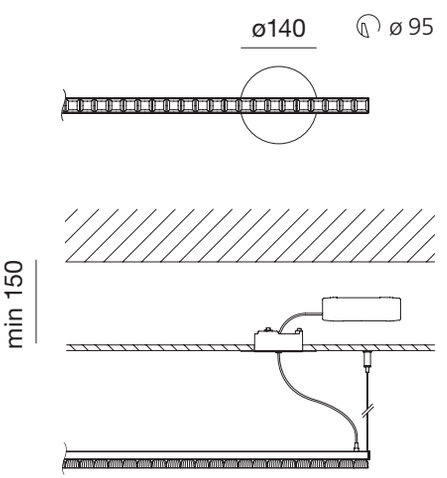



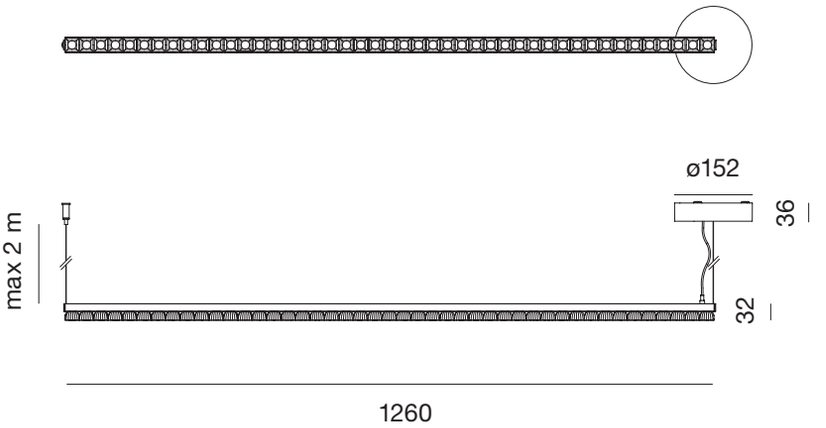
ø152
36
max 2 m
32
1260



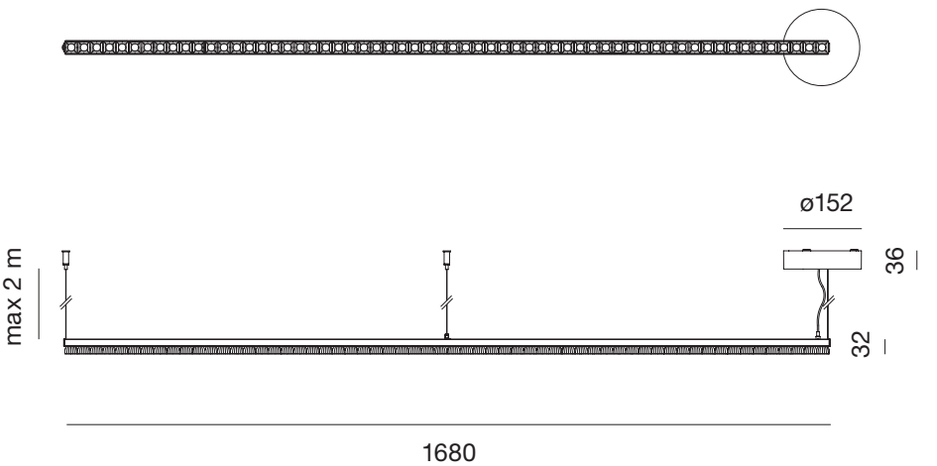
ø152
36
max 2 m
32
1680



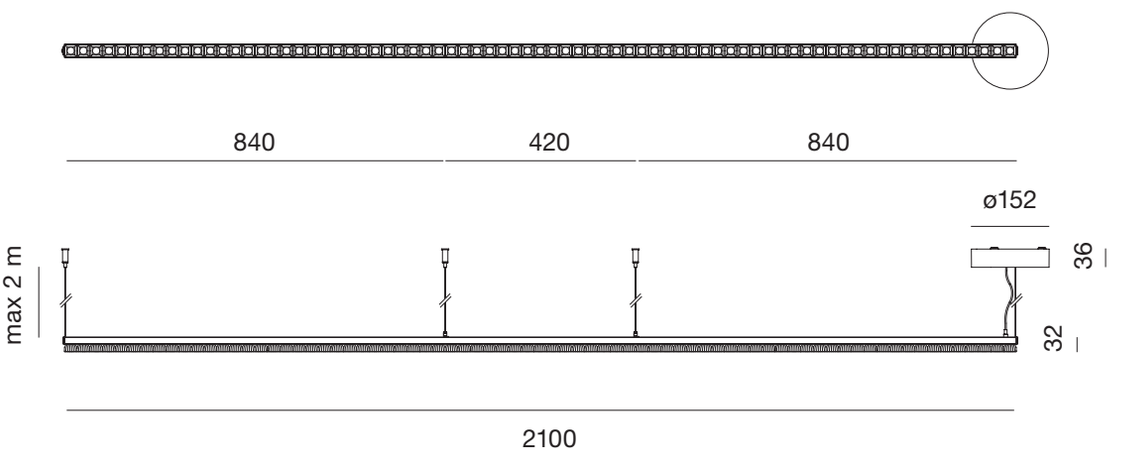
840
420
840
ø152
36
max 2 m
32
2100

SOMNIUM STAND ALONE

Brushed Aluminum

00

Direct and indirect emissions are simultaneously controlled.

MacAdam 3SDCM
Life L70(17k) 102000h
CRI=90

IP20

Glow wire test 650°

Circular modules direct and indirect emission with ceiling power supply						PUSH/DALI	APP
Size	Weight	W	Driver supply voltage	Flux	CCT	Code	Code
h32 x ø832 mm	1,2 kg	27W	220-240V	2338 lm direct 2114 lm indirect	3000K	**TT93000**	**TT93000APP**
				2338 lm direct 2114 lm indirect	4000K	**TT94000**	**TT94000APP**
h32 x ø1100 mm	1,6 kg	36W	220-240V	3117 lm direct 2819 lm indirect	3000K	**TT91000**	**TT91000APP**
				3117 lm direct 2819 lm indirect	4000K	**TT92000**	**TT92000APP**

Circular modules direct and indirect emission with trimless recessed power supply						PUSH/DALI	APP
Size	Weight	W	Driver supply voltage	Flux	CCT	Code	Code
h32 x ø832 mm	1,2 kg	27W	220-240V	2338 lm direct 2114 lm indirect	3000K	**TT93100**	**TT93100APP**
				2338 lm direct 2114 lm indirect	4000K	**TT94100**	**TT94100APP**
h32 x ø1100 mm	1,6 kg	36W	220-240V	3117 lm direct 2819 lm indirect	3000K	**TT91100**	**TT91100APP**
				3117 lm direct 2819 lm indirect	4000K	**TT92100**	**TT92100APP**



Trimless recessed power supply
Detail with circular Ø832

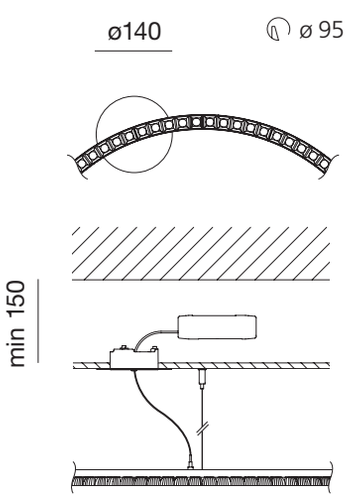



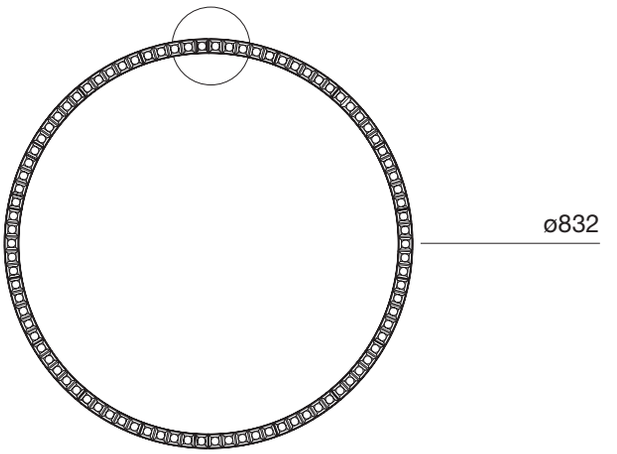
ø832

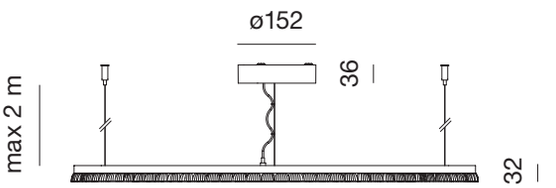
ø152
36
max 2 m
32



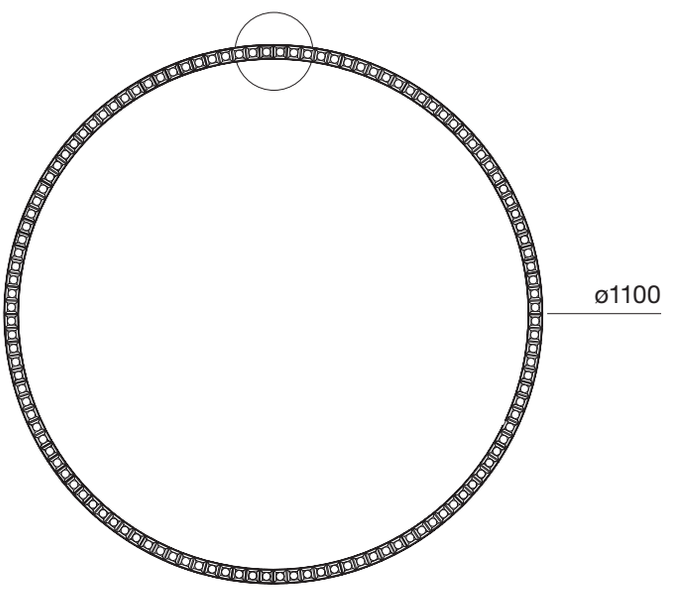
ø1100

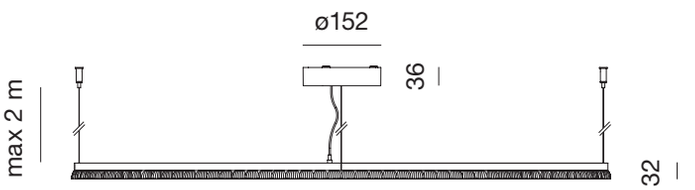
ø152
36
max 2 m
32





Somnium System

Linear modules

CONFIGURATIONS

48Vdc CONSTANT VOLTAGE FED
Max 15m with one power supply kit 200W

Linear module 420
420 x h 32 mm
Total Power: 5,4W
Flux: 829 lm

Linear module 840
840 x h 32 mm
Total Power: 10,5W
Flux: 1659 lm

Linear module 1260
1260 x h 32 mm
Total Power: 16W
Flux: 2488 lm

Linear module 2100
2100 x h 32 mm
Total Power: 24W
Flux: 3710 lm

SCENARIOS

WORKPLACES

System
Linear modules: 2x1260 + 2x420 - tot. 3360 mm
Total Power: 42,8W
Direct + indirect
3000K

n.4 desks

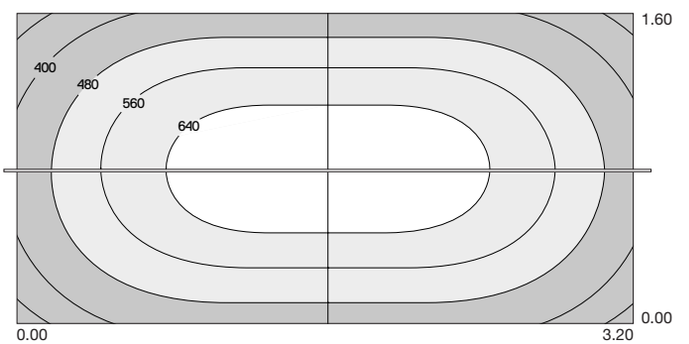

Installation h 2400 mm - Desk h 750 mm
E_{av}= 537 lx u_0= 0,552

Linear module 420



Linear module 840



Linear module 1260



Linear module 2100



Somnium System

Curved modules

CONFIGURATIONS

48Vdc CONSTANT VOLTAGE FED
Max 15m with one power supply kit 200W

Round module R282,5 90°
282,5 x 282,5 x h 32 mm
Total Power: 5,4W
Flux: 829 lm

Round module R416 60°
223 x 360 x h 32 mm
Total Power: 5,4W
Flux: 829 lm

Round module R416 120°
182 x 388 x h 32 mm
Total Power: 10,5W
Flux: 1659 lm

Round module R550 45°
158 x 378 x h 32 mm
Total Power: 5,4W
Flux: 829 lm

Round module R550 90°
550 x 550 x h 32 mm
Total Power: 10,5W
Flux: 1659 lm

Round module 90°



Round module 60°

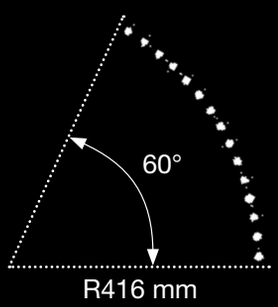

Round module 120°

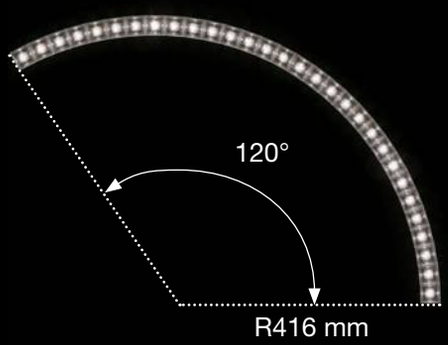

Round module 45°

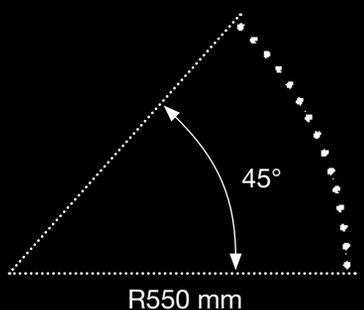

Round module 90°

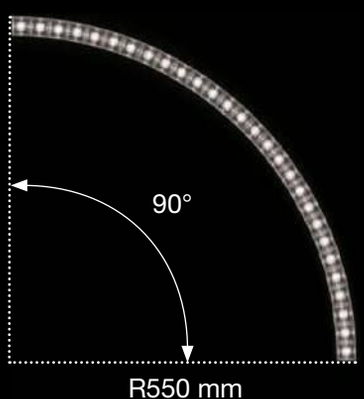

SOMNIUM SYSTEM

Brushed Aluminum

00

Direct and indirect emissions are simultaneously controlled.

MacAdam 3SDCM
Life L70(17k) 102000h
CRI=90

IP20

Glow wire test 650°

Linear modules direct and indirect emission

Size	Weight	W	Flux	CCT	Code
h32 x 420 mm	0,2 kg	5,4W	435 lm direct 394 lm indirect	3000K	**TT01000**
			435 lm direct 394 lm indirect	4000K	**TT02000**
h32 x 840 mm	0,4 kg	10,5W	871 lm direct 788 lm indirect	3000K	**TT11000**
			871 lm direct 788 lm indirect	4000K	**TT12000**
h32 x 1260 mm	0,6 kg	16W	1306 lm direct 1182 lm indirect	3000K	**TT21000**
			1306 lm direct 1182 lm indirect	4000K	**TT22000**
h32 x 2100 mm	1,0 kg	24W	1948 lm direct 1762 lm indirect	3000K	**TT31000**
			1948 lm direct 1762 lm indirect	4000K	**TT32000**

Accessories



End caps kit
Includes: 2 end caps with suspension/ceiling mounting cables

Code
TT50300



Mechanical joint kit
Includes: 1 mechanical joint with suspension/ceiling mounting cable
For module connection

TT50400

Power supply



200W Ceiling power supply kit
Output max 175W
(cable length: 2 m)
220-240VAC-48VDC
IP20 ⏚
400x110x52H

0-10
Code
TT50100

DALI2/PUSH
Code
TT50200

APP & PUSH
Code
TT50200APP



200W Trimless recessed power supply kit
Output max 175W
(cable length: 2 m)
220-240VAC-48VDC
IP20 ⏚
396x195x112H

TT51100

TT51200

TT51200APP

W	Output max	Driver type	Circuit Breaker	Cable length	Supply voltage	Output voltage	Class	Code	L_{mm}	W_{mm}	H_{mm}
200W	175W	0-10	B16A: 3 C16A: 5 C20A: 6	2 m	220-240V	48Vdc PWM High frequency	⏚	TT50100	400	110	52
								TT51100	396	195	112
200W	175W	DALI2/PUSH[1]	B16A: 3 C16A: 5 C20A: 6	2 m	220-240V	48Vdc PWM High frequency	⏚	TT50200	400	110	52
								TT51200	396	195	112
200W	175W	APP & PUSH	B16A: 3 C16A: 5 C20A: 6	2 m	220-240V	48Vdc PWM High frequency	⏚	TT50200APP	400	110	52
								TT51200APP	396	195	112

[1] For DALI2 protocol, implementation of part 251 (Luminaire data), 252 (Energy data) and 253 (Diagnostics data).



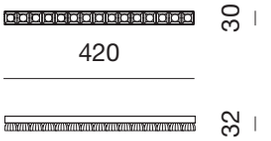
30
420
32



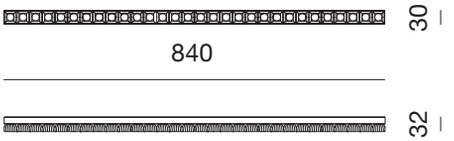
30
840
32



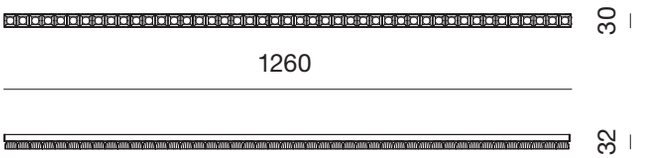
30
1260
32



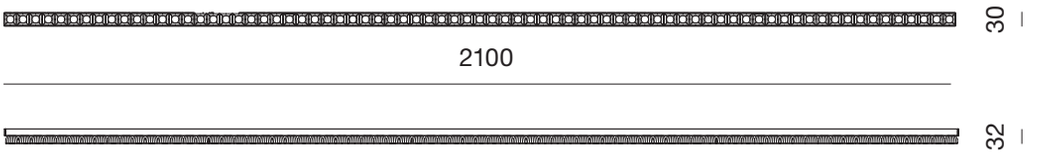
30
2100
32

SOMNIUM SYSTEM

Brushed Aluminum

00

Direct and indirect emissions are simultaneously controlled.

MacAdam 3SDCM
Life L70(17k) 102000h
CRI=90

IP20

Glow wire test 650°

Round modules direct and indirect emission

Size	Weight	W	Flux	CCT	Code
h32 x 282,5 x 282,5 mm R282,5 90°	0,2 kg	5,4W	435 lm direct 394 lm indirect	3000K	**TT43100**
			435 lm direct 394 lm indirect	4000K	**TT44100**
h32 x 223 x 360 mm R416 60°	0,2 kg	5,4W	435 lm direct 394 lm indirect	3000K	**TT45000**
			435 lm direct 394 lm indirect	4000K	**TT46000**
h32 x 182 x 388 mm R416 120°	0,4 kg	10,5W	871 lm direct 788 lm indirect	3000K	**TT47000**
			871 lm direct 788 lm indirect	4000K	**TT48000**
h32 x 158 x 378 mm R550 45°	0,2 kg	5,4W	435 lm direct 394 lm indirect	3000K	**TT41000**
			435 lm direct 394 lm indirect	4000K	**TT42000**
h32 x 550 x 550 mm R550 90°	0,4 kg	10,5W	871 lm direct 788 lm indirect	3000K	**TT43000**
			871 lm direct 788 lm indirect	4000K	**TT44000**

Accessories

	Code
 End caps kit Includes: 2 end caps with suspension/ceiling mounting cables	**TT50300**
 Mechanical joint kit Includes: 1 mechanical joint with suspension/ceiling mounting cable For module connection	**TT50400**

Power supply

	0-10 Code	DALI2/PUSH Code	APP & PUSH Code
 200W Ceiling power supply kit Output max 175W (cable length: 2 m) 220-240VAC-48VDC IP20 ⏚ 400x110x52H	**TT50100**	**TT50200**	**TT50200APP**
 200W Trimless recessed power supply kit Output max 175W (cable length: 2 m) 220-240VAC-48VDC IP20 ⏚ 396x195x112H	**TT51100**	**TT51200**	**TT51200APP**

W	Output max	Driver type	Circuit Breaker	Cable length	Supply voltage	Output voltage	Class	Code	L_{mm}	W_{mm}	H_{mm}
200W	175W	0-10	B16A: 3 C16A: 5 C20A: 6	2 m	220-240V	48Vdc PWM High frequency	⏚	TT50100	400	110	52
								TT51100	396	195	112
200W	175W	DALI2/PUSH[1]	B16A: 3 C16A: 5 C20A: 6	2 m	220-240V	48Vdc PWM High frequency	⏚	TT50200	400	110	52
								TT51200	396	195	112
200W	175W	APP & PUSH	B16A: 3 C16A: 5 C20A: 6	2 m	220-240V	48Vdc PWM High frequency	⏚	TT50200APP	400	110	52
								TT51200APP	396	195	112

[1] For DALI2 protocol, implementation of part 251 (Luminaire data), 252 (Energy data) and 253 (Diagnostics data).



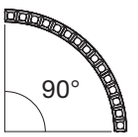

R282,5

30



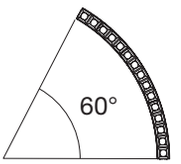

R416

30



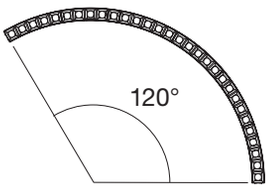

R416

30



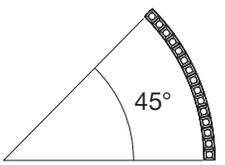

R550

30



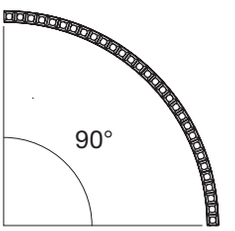

R550

30







Sylt

Carlotta de Bevilacqua
2023

PATENT OF INVENTION: OPTICS

ARTEMIDE
APP



Sylt takes the concept of a track capable of powering and supporting multiple lighting elements to the extreme, providing both high-tech and expressive beauty.

The section of Sylt is just 19 x 5 mm, which can be bent at the construction site, simply, to accommodate any geometric shapes dictated by the lighting requirements and by the architecture.

It is possible to outline curves that are accentuated to different extents, free and sinuous shapes that come together with a wealth of light performance.

The project overcomes architectural and installation constraints in terms of layout and time.

The profile dialogues with the architectural space following light needs through its ceiling version.



Sylt is versatile

Free composition on site

Combination of lighting languages

Integration of different performances



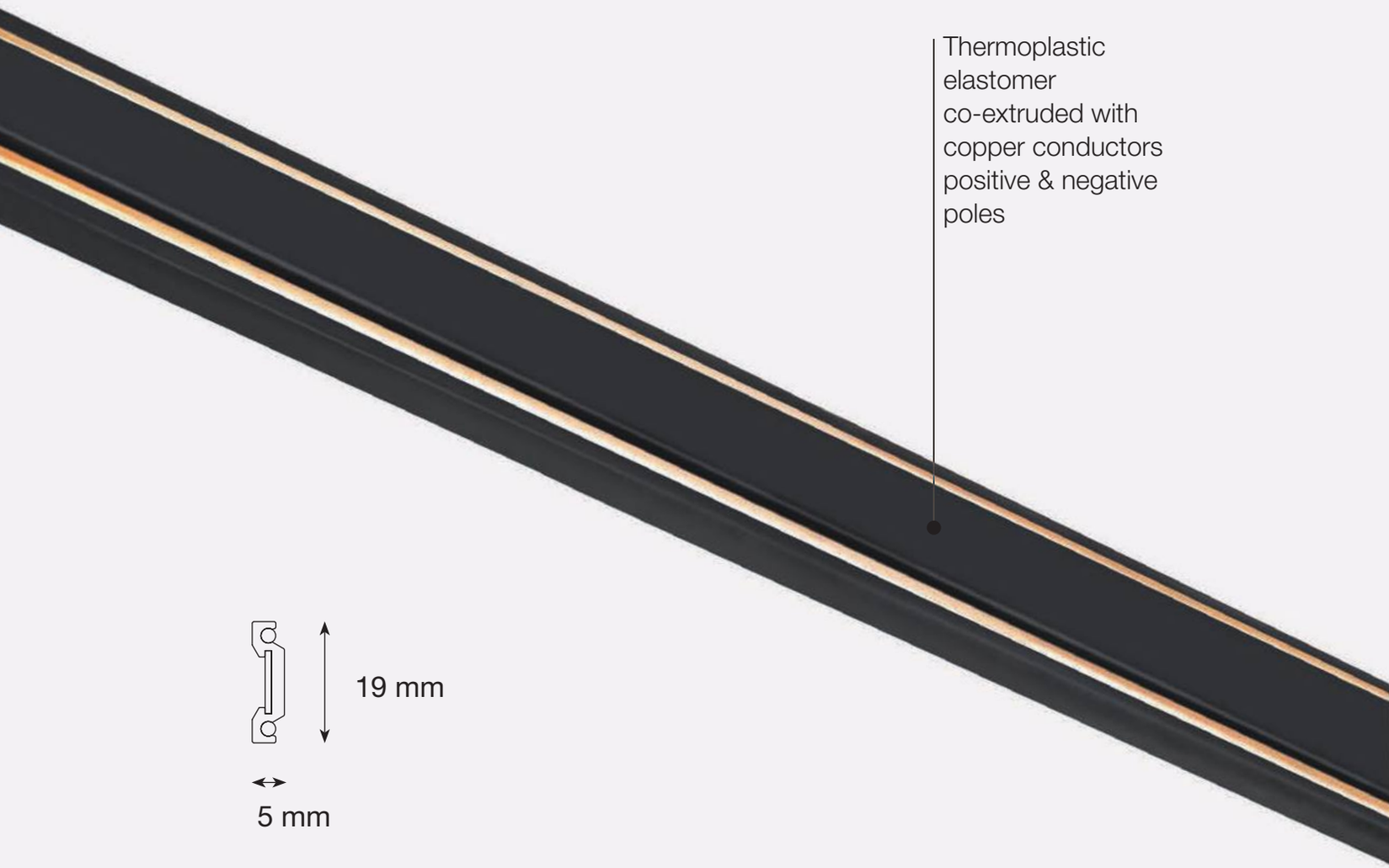

Minimum dimensions

In a minimum section the two copper conductors, co-extruded with a section of thermoplastic elastomer, are left exposed to view yet fully safe.
A slim band of harmonic steel runs along the back, forming the profile and allowing the different geometric shapes to be plied and retained. The track turns into a belt which can be bent at the construction site, simply, to accommodate any geometric shape dictated by the lighting requirements and by the architecture.


Harmonic steel



Sustainability in space

Thanks to its materic features, the track can be cut and folded in place with a minimum radius of 300 mm.

Minimum curvature radius



Track delivery



Sustainability in time

Efficient installation timing

Sylt is a system designed to maximise intelligence and performance through the reduction of mechanical components. The elements required for the functioning of the system are:

- the energetic infrastructure consisting of the cable, designed to be a synthesis of mechanics and electronics;
- the mechanical fixing elements reduced to only two types and three sizes (Track support 84 and Mechanical and insulator track support 84) that can be installed approximately every meter;
- the powering element of the system that also acts as a mechanical fastener (Powered track support 84);
- power supplying elements that allow different available powers, various dimming modes and multiple installation possibilities.

Riconfigurability over time

Lighting appliances, that share with the system the form factor of the electro-mechanical fixing element, complete the setup. The simplicity is reflected in a rapid installation that can be completed in just a few steps.
The system is sustainable over time allowing both minimal installation time as well as the possibility to reconfigure the layout, being able to dynamically and sustainably address project needs over time.

Easiness of installation

To install Sylt, it is necessary to secure only the fixing elements (Track supports), discrete and at an indicative distance of approximately maximum 1 m from each other.
Each support is fixed with only two screws: one for fixing to the ceiling and the other for closing the cover.
The flexible track must be inserted in the correct direction to ensure its power supply.





1.



2.



3.



4.



5.



6.



7.

COMPONENTS ABACUS

1. Track
   thermoplastic elastomer
   co-extruded
   with copper conductors
   19 x 5 mm
   Harmonic steel
   10 x 1 mm
2. Track support 84
   29 x 84 x 20 mm
3. Track support 60
   29 x 60 x 20 mm
4. Track support 40
   29 x 40 x 20 mm
5. Mechanical and insulator track support 84
   48 x 84 x 20 mm
6. Powered track support 84
   48 x 84 x 20 mm
7. Lighting appliance
   example with Helgoland 90

Front

Back

Spatial Freedom and Intelligence

48V *Intelligence*

Long run with one driver for 20 m

Sylt completes Artemide latest generation of systems powered by 48V *Intelligence*.
This feeding mode in Sylt optimises the distance covered by a single feeding point up to 20m. The system can be fed at any point, allowing maximum flexibility in adapting to existing installations. A variety of power supply kits, in terms of power sizes, dimming modes and installation typologies ensure a wide range of possibilities to cope with different project contexts.



Electrical feeding alternatives
Power/Distance

*Track length + feeding wire length ≤ 22m.

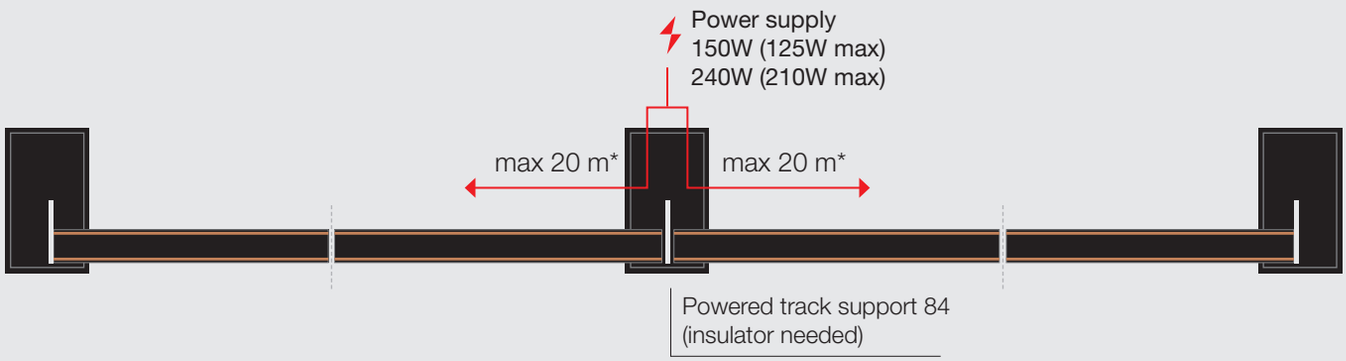

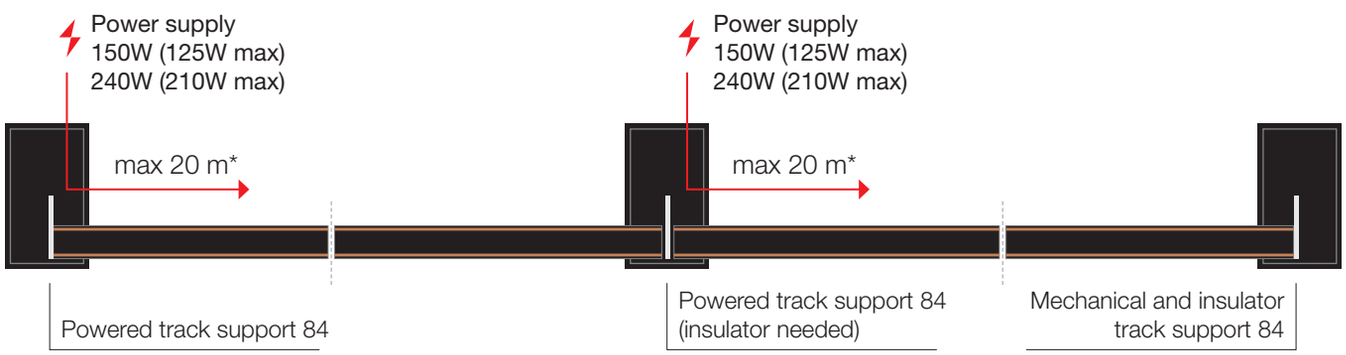

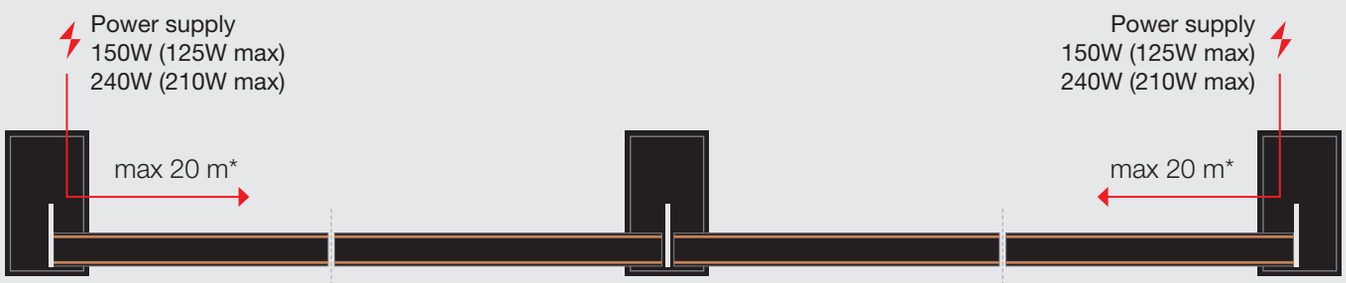

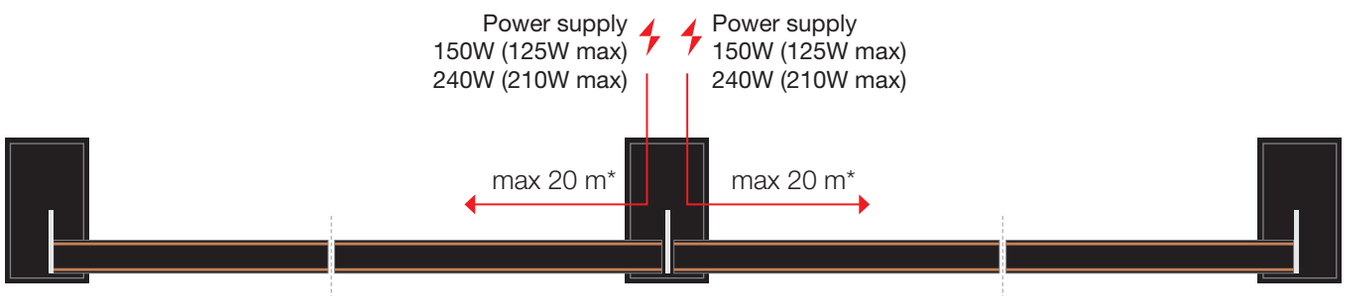

Spatial Freedom and Intelligence

48V *Intelligence*

Powering & data synthesis for dimming

The 48V *Intelligence* communication system is based on using the 48V power supply line to transmit information to receiving devices. The distinguishing feature of this technology is the synthesis of power supply and data transmission. Through a proprietary high-frequency coding protocol, developed to ensure high transmission reliability, the consistency of the valid lighting level being transmitted is preserved, ensuring alignment between the transmitter and receivers.

In terms of compatibility, Sylt's 48V *Intelligence* supports various control standards, including DALI2, normally open button inputs, and active 0-10V analogue signals. This versatility makes it suitable for a wide range of application scenarios, ensuring optimised, interference-free operation on receiving devices.

The use of the 48V *Intelligence* solution, through the elimination of separate wiring for data transmission, greatly simplifies the installation or implementation of lighting systems, reducing cost and complexity while ensuring reliable communication and high performance.

Power supply kit alternatives









Installation type	SMD	Recessed Trimless	Remoted
Power (W)	150W (125W max) 240W (210W max)	150W (125W max) 240W (210W max)	150W (125W max) 240W (210W max)
Max feeding wire length*	2m (with wire 2 x 0,75 mm²)[1] 5m (with wire 2 x 1,5 mm²)[2] 10m (with wire 2 x 2,5 mm²)[2]	2m (with wire 2 x 0,75 mm²)[1] 5m (with wire 2 x 1,5 mm²)[2] 10m (with wire 2 x 2,5 mm²)[2]	2m (with wire 2 x 0,75 mm²)[1] 5m (with wire 2 x 1,5 mm²)[2] 10m (with wire 2 x 2,5 mm²) [2]
Widerange	110-240V	110-240V	110-240V
Appliances dimming	Broadcast	Broadcast	Broadcast
Input dimming	0-10V/PUSH/DALI2 PUSH & APP	0-10V/PUSH/DALI2 PUSH & APP	0-10V/PUSH/DALI2 PUSH & APP

Mounting possibilities

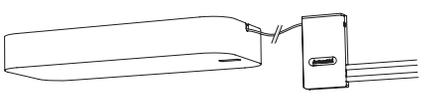
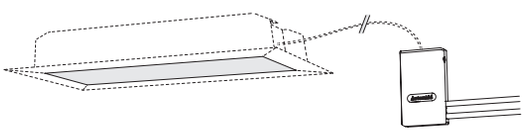
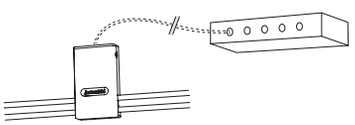

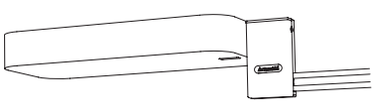

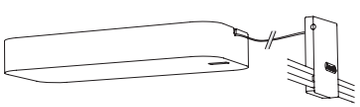

[1] Included in the Powered support track 84 component.
[2] To be provided by the installer.

* Track length + feeding wire length ≤ 22m.

Closed configurations





Sylt system can create both open and pure closed lighting configurations, able to adapt to different indoor environments and emphasise architectural details.

SYLT TRACK

Cuttable on-site.

Power supply kits and lighting appliances to be ordered separately.

To properly operate, n.2 lighting appliances are needed for dimmable configurations.

IP20

Track		
Length	Weight	Code
5000 mm	1,15 kg	CH01000
10000 mm	2,3 kg	CH01100
20000 mm	4,6 kg	CH01200





Accessories			
		C	Code
	Powered track support 84 48x84x20H Included: 2000 mm cable (2 x 0,75 mm²)	●	CH00000
	Mechanical and insulator track support 84 48x84x20H	●	CH00200
	Kit 3 track support 84 29x84x20H	●	CH00100
	Kit 3 track support 60 29x60x20H	●	CH00400
	Kit 3 track support 40 29x40x20H	●	CH00300

SYLT POWER SUPPLY KIT

IP20

Lighting appliances are not individually adressable (broadcast dimming).

Track length + feeding wire length ≤ 22m.

CEILING

Power supply	0-10/PUSH/DALI2 Code	PUSH & APP Code
 150W SMD power supply kit Output max: 125W 110-240VAC-48VDC IP20 ⏚ 306x140x43,5H	DV1130	DV1130APP
 240W SMD power supply kit Output max: 210W 110-240VAC-48VDC IP20 ⏚ 306x140x43,5H	DV1131	DV1131APP

RECESSED

Power supply	0-10/PUSH/DALI2 Code	PUSH & APP Code
 150W Recessed Trimless power supply kit Output max: 125W 110-240VAC-48VDC IP20 ⏚ 395x165x107H	DV1132	DV1132APP
 240W Recessed Trimless power supply kit Output max: 210W 110-240VAC-48VDC IP20 ⏚ 395x165x107H	DV1133	DV1133APP

REMOTE

Power supply	0-10/PUSH/DALI2 Code	PUSH & APP Code
 150W Remote power supply kit Output max: 125W 110-240VAC-48VDC IP20 ⏚ 313x243x57,5H	DV1134	DV1134APP
 240W Remote power supply kit Output max: 210W 110-240VAC-48VDC IP20 ⏚ 313x243x57,5H	DV1135	DV1135APP

W	Output max	Driver type	N. of power supply kits under same MCB 16A	Supply voltage	Output voltage	Class	Code	L_{mm}	W_{mm}	H_{mm}
150W	125W	0-10/PUSH/DALI2	B: 4 C: 7 D: 14	110-240V	48V *Intelligence*	⏚	DV1130	306	140	43,5
							DV1132	395	165	107
							DV1134	313	243	57,5
		PUSH & APP	B: 4 C: 7 D: 14	110-240V	48V *Intelligence*	⏚	DV1130APP	306	140	43,5
							DV1132APP	395	165	107
							DV1134APP	313	243	57,5
240W	210W	0-10/PUSH/DALI2	B: 3 C: 6 D: 12	110-240V	48V *Intelligence*	⏚	DV1131	306	140	43,5
							DV1133	395	165	107
							DV1135	313	243	57,5
		PUSH & APP	B: 3 C: 6 D: 12	110-240V	48V *Intelligence*	⏚	DV1131APP	306	140	43,5
							DV1133APP	395	165	107
							DV1135APP	313	243	57,5





Universal inclusivity

Sylt
lighting appliances

Integrating different performances

Helgoland 60
Carlotta de Bevilacqua
Ø60 x 13 mm
Total Power: 3W

Helgoland 90
Carlotta de Bevilacqua
Ø90 x 13 mm
Total Power: 6,5W

Helgoland 120
Carlotta de Bevilacqua
Ø120 x 13 mm
Total Power: 9W

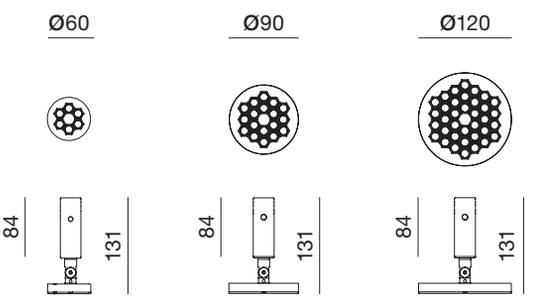



Vector 30
Carlotta de Bevilacqua
Ø30 x h 77 mm
Total Power: 7W

Vector 40
Carlotta de Bevilacqua
Ø40 x h 103 mm
Total Power: 10W

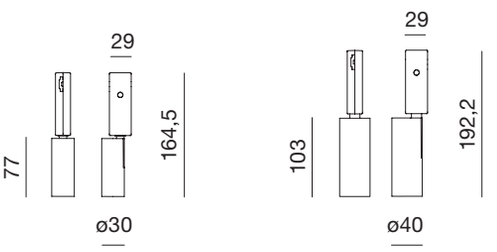



Linea 25
BIG - Bjarke Ingels Group
Ø25 x 2500 mm
Total Power: 29W

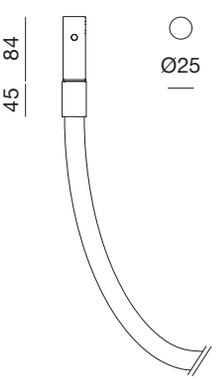



Diffused linear 600
Carlotta de Bevilacqua
599 x 29 x 20 mm
Total Power: 15W

Diffused linear 1200
Carlotta de Bevilacqua
1187 x 29 x 20 mm
Total Power: 30W

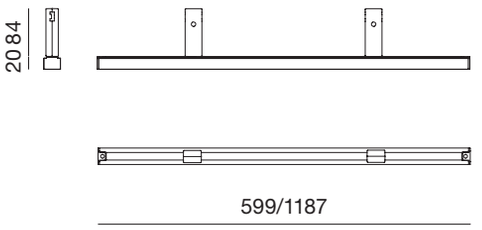



Gople Mini
BIG - Bjarke Ingels Group
Ø145 x h 294 mm
Suspension cable length:
max 1200 mm
Total Power: 9W

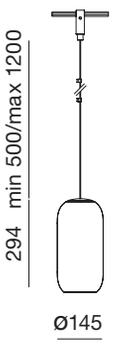



Sphere 9
Carlotta de Bevilacqua
Ø90 x h 119 mm
Suspension cable length:
max 1200 mm
Total Power: 4W

Sphere 14
Carlotta de Bevilacqua
Ø140 x h 166 mm
Suspension cable length:
max 1200 mm
Total Power: 9W

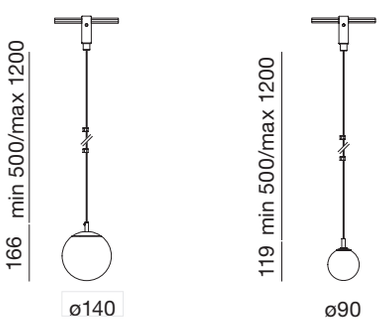



Unterlinden
Herzog & de Meuron
Ø117 x h 97 mm
Suspension cable length:
max 1200 mm
Total Power: 7W

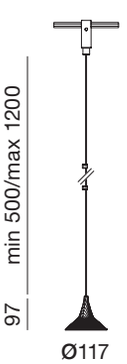



SYLT HELGOLAND

White 01 | Black 04 | Cobalt blue 02 | Copper 03 | Silver 05

FL | WF | XF

MacAdam 3SDCM
Life L70(17k) 102000h
CRI = 90

IP20

±90° 360°

Helgoland

W	Size	Weight	Current	Beam	Flux	CCT	Code
3W	60 mm	0,11 kg	300 mA	FL 28°	319lm	3000K	**CH500:** 01/04/02/03/05
					319lm	4000K	**CH505:** 01/04/02/03/05
				WF 38°	377lm	3000K	**CH501:** 01/04/02/03/05
					377lm	4000K	**CH506:** 01/04/02/03/05
				XF 60°	367lm	3000K	**CH502:** 01/04/02/03/05
					367lm	4000K	**CH507:** 01/04/02/03/05
6,5W	90 mm	0,21 kg	350 mA	FL 28°	756lm	3000K	**CH530:** 01/04/02/03/05
					756lm	4000K	**CH535:** 01/04/02/03/05
				WF 38°	893lm	3000K	**CH531:** 01/04/02/03/05
					893lm	4000K	**CH536:** 01/04/02/03/05
				XF 60°	869lm	3000K	**CH532:** 01/04/02/03/05
					869lm	4000K	**CH537:** 01/04/02/03/05
9W	120 mm	0,30 kg	500 mA	FL 28°	1080lm	3000K	**CH560:** 01/04/02/03/05
					1080lm	4000K	**CH565:** 01/04/02/03/05
				WF 38°	1277lm	3000K	**CH561:** 01/04/02/03/05
					1277lm	4000K	**CH566:** 01/04/02/03/05
				XF 60°	1243lm	3000K	**CH562:** 01/04/02/03/05
					1243lm	4000K	**CH567:** 01/04/02/03/05



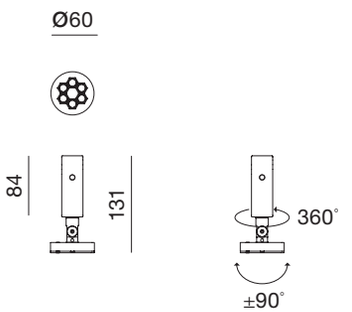



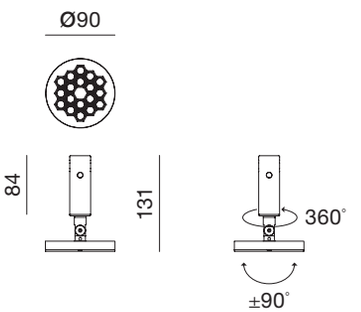



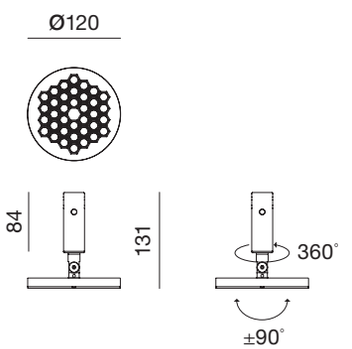



SYLT VECTOR

White 01 | Black 04

SP | FL | WF

MacAdam 3SDCM
Vector 40 FL/WF: MacAdam 2SDCM
Life L70 (9K) 50000h
CRI = 90

IP20
90° 360°

Vector 30						Dimmable[1]
W	Weight	Current	Beam	Flux	CCT	
6,5W	0,12 kg	450 mA	SP	329 lm	2700K	**CH400:** 01/04
				329 lm	3000K	**CH405:** 01/04
				329 lm	4000K	**CH410:** 01/04
7W	0,12 kg	500 mA	FL	335 lm	2700K	**CH401:** 01/04
				335 lm	3000K	**CH406:** 01/04
				335 lm	4000K	**CH411:** 01/04
			WF	292 lm	2700K	**CH402:** 01/04
				292 lm	3000K	**CH407:** 01/04
				292 lm	4000K	**CH412:** 01/04



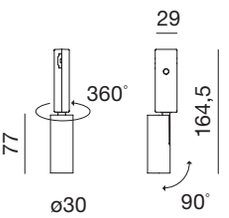

Vector 40						Dimmable[1]
W	Weight	Current	Beam	Flux	CCT	Code
9W	0,22 kg	700 mA	SP	544 lm	2700K	**CH430:** 01/04
				541 lm	3000K	**CH435:** 01/04
				541 lm	4000K	**CH440:** 01/04
			FL	543 lm	2700K	**CH431:** 01/04
				584 lm	3000K	**CH436:** 01/04
				626 lm	4000K	**CH441:** 01/04
			WF	491 lm	2700K	**CH432:** 01/04
				529 lm	3000K	**CH437:** 01/04
				566 lm	4000K	**CH442:** 01/04



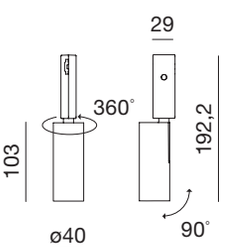

[1] Use of Artemide power units is mandatory.



SYLT LINEA 25

For layout with Linea 25 surmounting the track,
Track support 84 and 60 are needed.

MacAdam 3SDCM
Life L70(6k) 36000h
CRI = 90

IP20

Linea 25					
Lenght	W	Weight	Current	Flux	CCT
2500 mm	29W	1,7 kg	800 mA	3000 lm	3000K

Dimmable
Code
CH20000



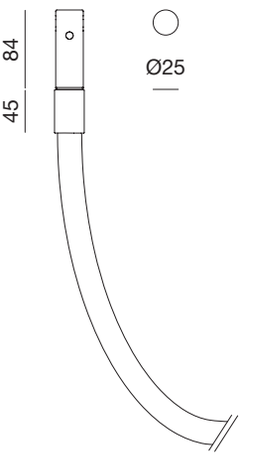



Black

04

MacAdam 3SDCM
Life L70(17k) 102000h
CRI = 90

IP20

Diffused elements						Dimmable
Lenght	W	Weight	Current	Flux	CCT	Code
600 mm	15W	0,5 kg	400 mA	1340 lm	2700K	**CH10004**
				1421 lm	3000K	**CH10304**
				1421 lm	4000K	**CH10604**
1200 mm	30W	0,8 kg	800 mA	2680 lm	2700K	**CH12004**
				2843 lm	3000K	**CH12304**
				2843 lm	4000K	**CH12604**



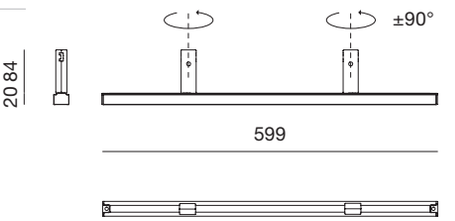

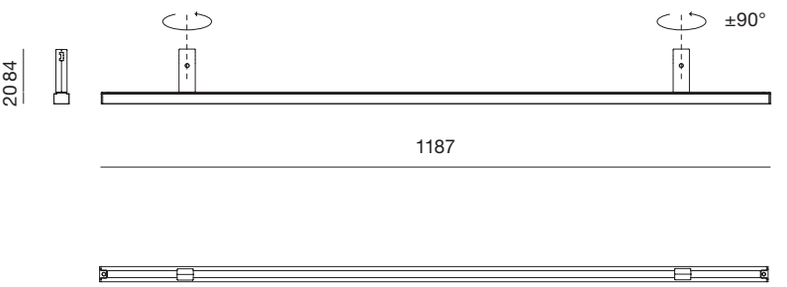

Unterlinden					Dimmable
W	Weight	Current	Flux	CCT	Code
7W	0,3 kg	350 mA	398 lm	2700K	**CH600:** 01/02
			349 lm	3000K	**CH603:** 01/02



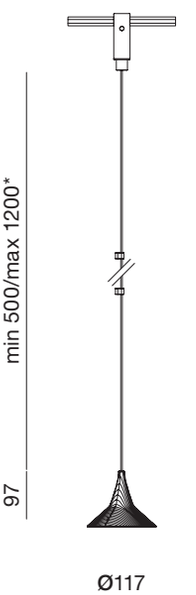

SYLT LIGHTING APPLIANCES

White

01

MacAdam 3SDCM
Life L70(9k) 50000h
CRI = 90

IP20

Gople Mini

W	Weight	Current	Flux	CCT	Dimmable Code
9W	1,3 kg	250 mA	755 lm	2700K	**CH30001**
			850 lm	3000K	**CH30301**



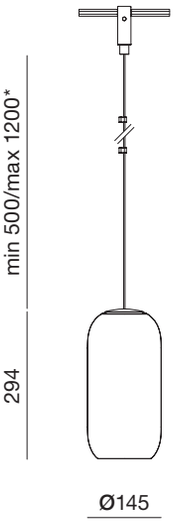

Sphere 9

W	Weight	Current	Flux	CCT	Dimmable Code
4W	0,3 kg	300 mA	346 lm	2700K	**CH70000**
			373 lm	3000K	**CH70300**



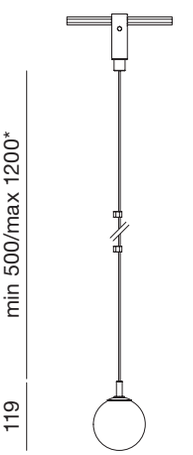

Sphere 14

W	Weight	Current	Flux	CCT	Dimmable Code
9W	0,6 kg	700 mA	628 lm	2700K	**CH80000**
			760 lm	3000K	**CH80300**



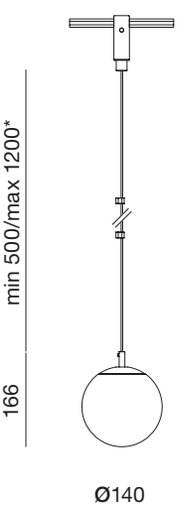



*No cuttable wire.
Clips included to adjust the length.





Sylt
Stand alone

Ready-made energetic infrastructure

Sylt is also developed as a stand-alone element, a ready-made set to simplify application in standard installations such as residential settings. It allows you to design your own light by composing it with a kit complete with track, mounting accessories and power supply kit to which you can freely add light insets.
This version designed to draw graphic signs with which to illuminate and define a space introduces a mounting element that allows the track to be overlapped. The track supports come in two sizes to open up new compositional geometries.
Sylt stand alone can be installed on either wall or ceiling, with total compositional freedom within two constraints: a maximum track length of 3 meters and a minimum radius of 300 mm.
The choice of luminous lighting appliances depends on their placement in the space.
On the wall, accent lighting is achieved through Helgoland and Vector spotlights, while the ceiling version allows to more expressive light languages, as seen in the systemic version.
Sylt's electronic innovation is also present in the stand alone version, thanks to the application of the 48V *Intelligence* system and the possibility of managing light intensity in broadcast mode via various dimming protocols, including wireless with Artemide APP.





Sylt
stand alone

Complete kit



ABACO STAND ALONE KIT

1. 3 m track
   thermoplastic elastomer
   co-extruded with
   copper conductors
   19 x 5 mm

   Harmonic steel
   10 x 1 mm

2. Power supply kit alternatives*
   Undimmable
   0-10/1-10/PUSH/DALI2 (broadcast dimming)
   Power: 60W
   Ø175 mm

   *For APP dimming (broadcast), use the remote BLL interface in combinations with 0-10/1-10/PUSH/DALI2 version.

3. 3 x Track support 60
   29 x 60 x 20 mm

4. 4 x Track support 40
   29 x 40 x 20 mm

Lighting appliances must be ordered separately.

Endless configurations, ranging from the minimum to the maximum extension.

SOME EXAMPLES OF POSSIBLE WALL AND CEILING LAYOUTS

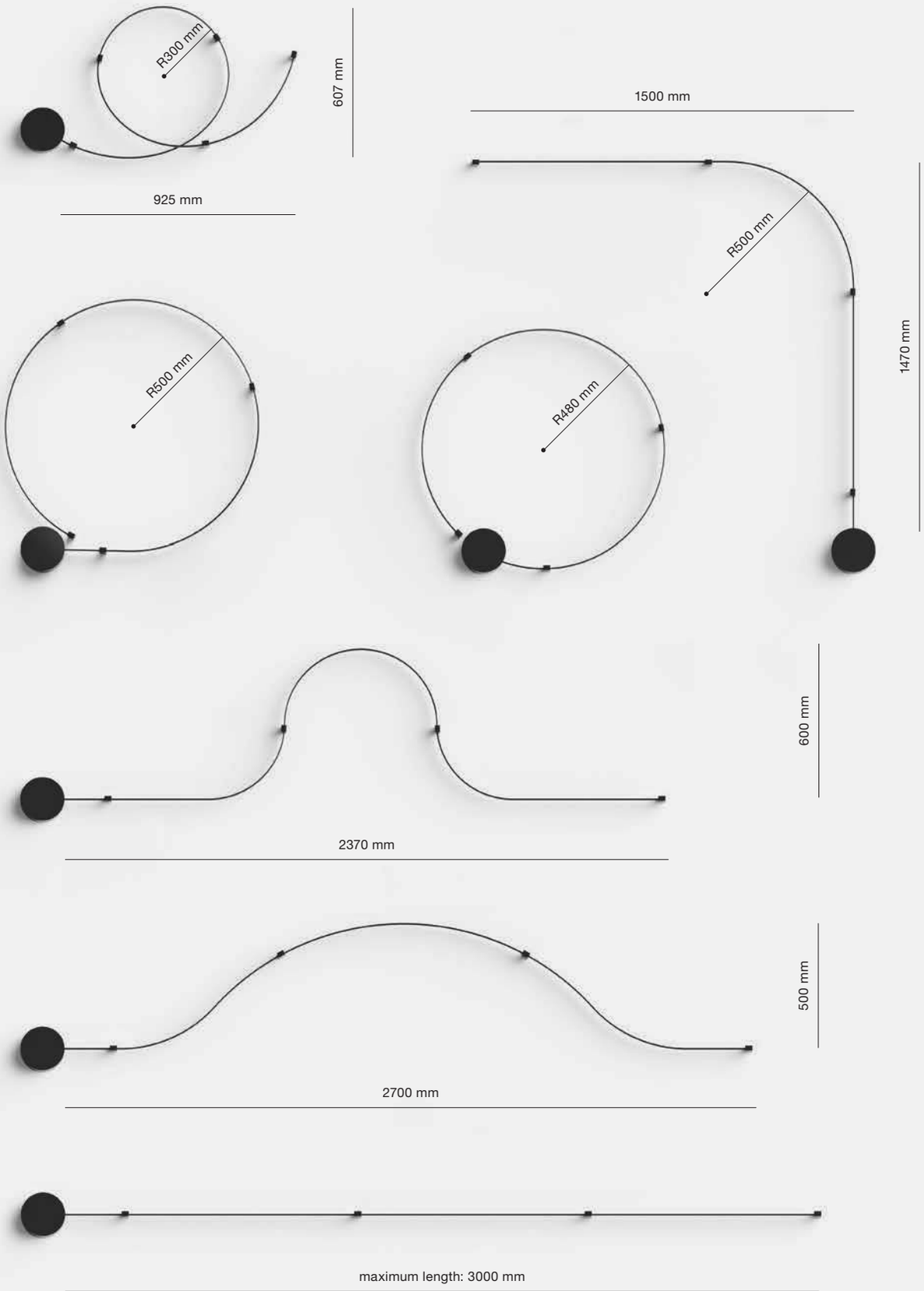

Black

04

Cuttable on-site.

Lighting appliances to be ordered separately.
To properly operate, n.2 lighting appliances are needed for dimmable configurations.

*Lighting appliances are not individually adressable (broadcast dimming).

IP20

Kit stand alone		
Dimming	Power	Code
Undimmable	60W	CH04000
0-10/1-10/PUSH/DALI2*	60W	CH04100

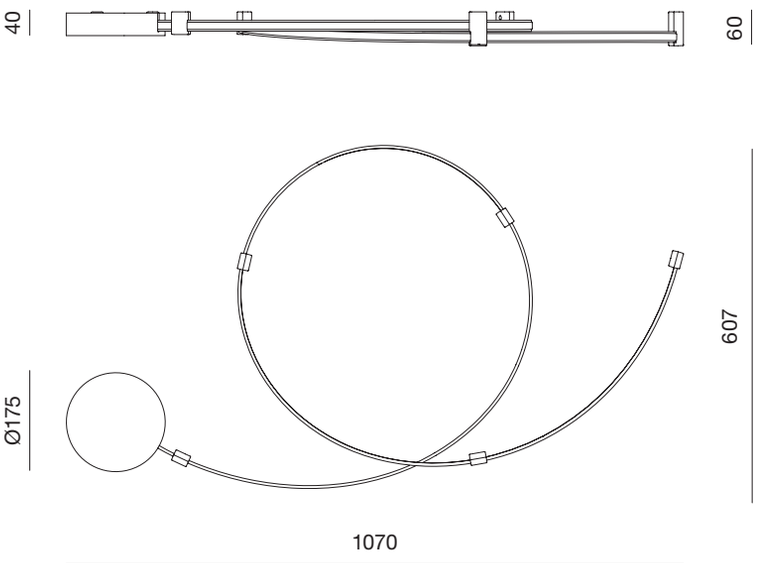

W	Output max	Driver type	N. of power supply kits under same MCB 16A	Supply voltage	Output voltage	Class	$Ø_{mm}$	H_{mm}
60W	50W	N/D	B: 25 C: 40 D: 75	110 - 277V	48Vdc	⏚	175	40
60W	50W	0-10/1-10/PUSH/DALI2*	B: 25 C: 40 D: 75	110 - 277V	48V *Intelligence*	⏚	175	40

Accessories			
		C	Code
	Remote BLL interface for Artemide App to manage dimmable modules (up to 40 addresses)	●	DV1054APP

Sylt Stand alone lighting appliances

FOR CEILING AND WALL INSTALLATION



(see pg. 26-27)

Helgoland 60
Carlotta de Bevilacqua
Ø60 x 13 mm
Total Power: 3W

Helgoland 90
Carlotta de Bevilacqua
Ø90 x 13 mm
Total Power: 6,5W

Helgoland 120
Carlotta de Bevilacqua
Ø120 x 13 mm
Total Power: 9W



(see pg. 28-29)

Vector 30
Carlotta de Bevilacqua
Ø30 x h 77 mm
Total Power: 7W

Vector 40
Carlotta de Bevilacqua
Ø40 x h 103 mm
Total Power: 10W

FOR CEILING INSTALLATION ONLY



(see pg. 30-31)

Linea 25
BIG - Bjarke Ingels Group
Ø25 x 2500 mm
Total Power: 29W



(see pg. 32-33)

Diffused linear 600
Carlotta de Bevilacqua
599 x 29 x 20 mm
Total Power: 15W

Diffused linear 1200
Carlotta de Bevilacqua
1187 x 29 x 20 mm
Total Power: 30W



(see pg. 34-35)

Gople Mini
BIG - Bjarke Ingels Group
Ø145 x h 294 mm
Suspension cable length:
max 1200 mm
Total Power: 9W



(see pg. 36-37)

Sphere 9
Carlotta de Bevilacqua
Ø90 x h 119 mm
Suspension cable length:
max 1200 mm
Total Power: 4W

Sphere 14
Carlotta de Bevilacqua
Ø140 x h 166 mm
Suspension cable length:
max 1200 mm
Total Power: 9W



(see pg. 38-39)

Unterlinden
Herzog & de Meuron
Ø117 x h 97 mm
Suspension cable length:
max 1200 mm
Total Power: 7W





Turn Around

Carlotta de Bevilacqua
2019



ARTEMIDE
APP



Reduce to innovate

Energetic Infrastructure
A single continuous energetic infrastructure that accommodates various light performances.

48V
Powered at 48V, there are no practical length limits of the system but only of installed power.

Electronic Bridge
An “invisible” joint permits to transfer power and D.Art from one section to the following, allowing the possibility to insert endless diffused flexible modules.

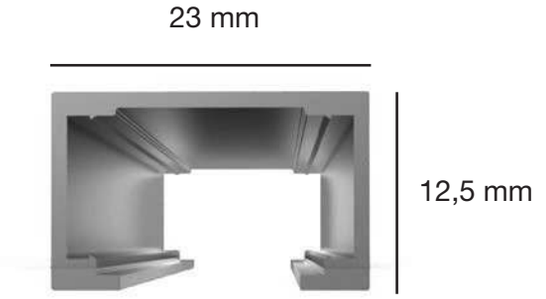


OFF
ON
ZERO
mm/inch
100

Asserting one’s spatial freedom

Challenging the fundamental sustainability

h 12.5 X 23 mm for Recessed version
Profile dimensions can be integrated into the standard plasterboard thickness without interfering with the structural warping.

Recessed / SMD / Suspension
The profile is integrated into the space in the built-in, ceiling and suspension versions.

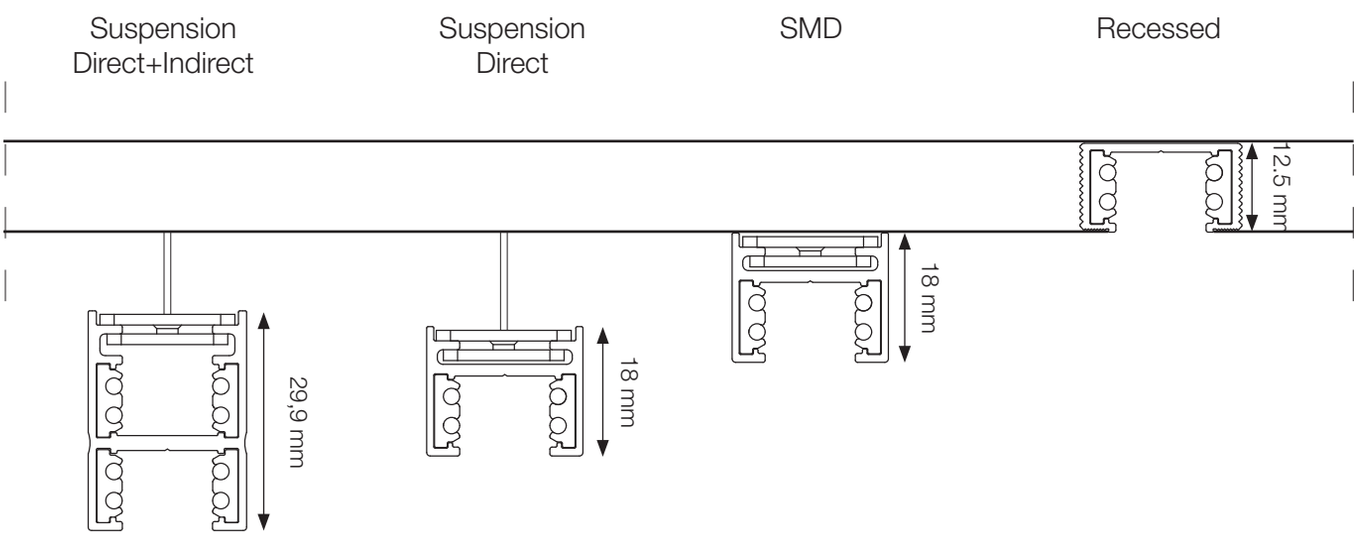


False ceiling scheme
Structural Warping
Structural Warping
Plasterboard - 12.5 mm
thickness

Turn Around infrastructure

Integrating different performances

Track 48V
23 x h 12,5 mm (Recessed)
22 x h 18 mm (SMD, Suspension direct)
22 x h 31 mm (Suspension direct+indirect)
1000/2000/3000 mm

- Black (Recessed)
- Titanium (SMD, Suspension)

Angular and curved elements

Curves: 90°
Rays: 700 mm, 470 mm, 270 mm

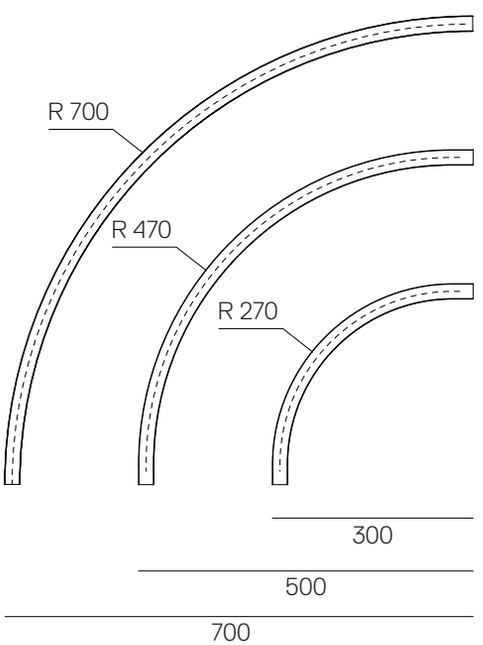

Curves: 60°
Rays: 700 mm, 470 mm, 270 mm

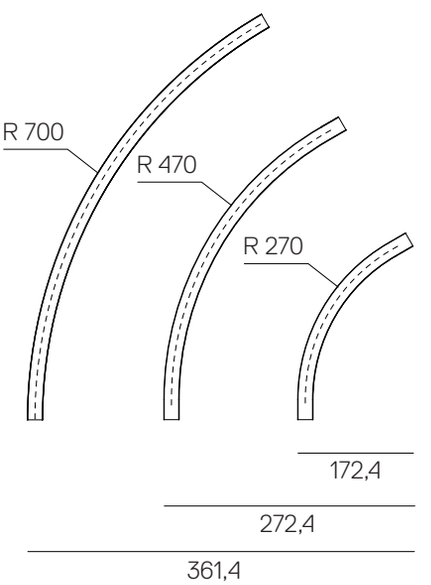

Linear elements Recessed

1000 mm

2000 mm

3000 mm

Linear elements SMD - Suspension direct emission

1000 mm

2000 mm

3000 mm

Linear elements Suspension direct + indirect emission

1000 mm

2000 mm

3000 mm

Curves: 45°
Rays: 700 mm, 470 mm, 270 mm

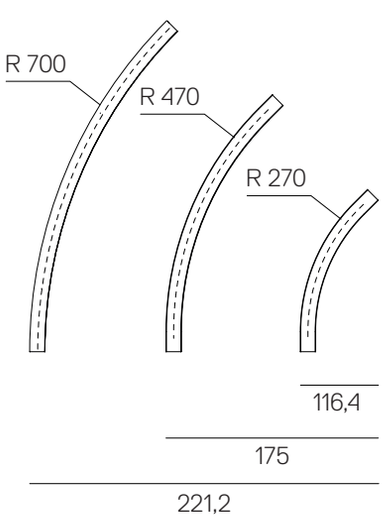

90° Angle
same plane recessed

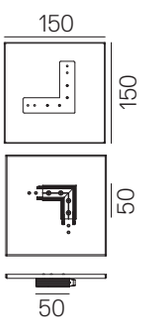

90° Angle
same plane
suspension direct
emission and SMD

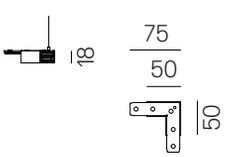

90° Angle
same plane
suspension direct +
indirect emission

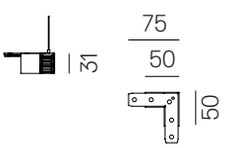

One body for all the light appliances



Vector

Vector pendant

Square



Diffused flexible module

Sharp or Diffused
linear module

Square track
+ Vector
+ Vector pendant
+ Sharp

Turn Around light appliances

Integrating different performances

Diffused flexible module
15 x h 10 mm
542 lm/m installed
8,5 W/m
3000 K
Max length 4,5 m

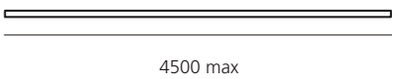



Vector 30 pendant
Ø 30 x h 77 mm
335 lm* - 7 W

Vector 40 pendant
Ø 40 x h 103 mm
584 lm* - 10 W

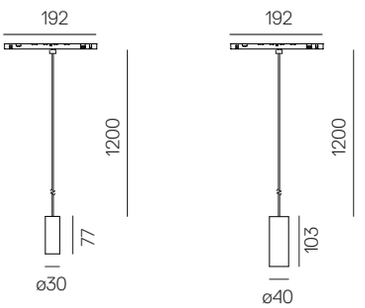



Vector 20
Ø 20 x h 50 mm
180 lm* - 3,5 W

Vector 30
Ø 30 x h 77 mm
335 lm* - 7 W

Vector 40
Ø 40 x h 103 mm
584 lm* - 10 W

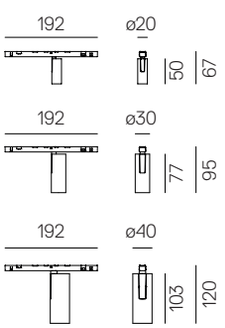



Sharp 8
315 x 27 x h 20 mm
1071 lm* - 14 W

Sharp 12
464 x 27 x h 20 mm
1607 lm* - 19 W

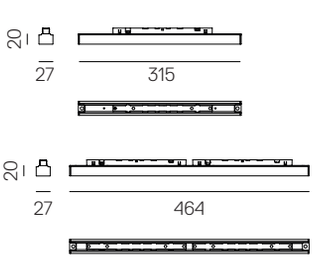



* 3000 K values.

Diffused linear module 600
599 x 27 x h 20 mm
1313 lm* - 15 W

Diffused linear module 1200
1187 x 27 x h 20 mm
2626 lm* - 30 W

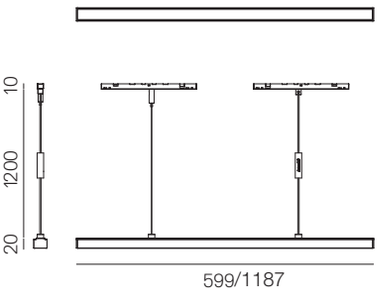

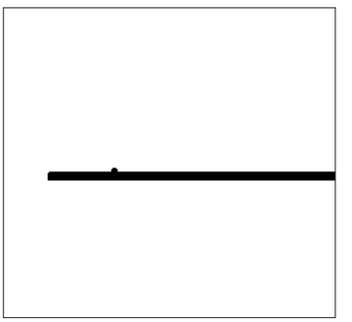

Horizontal square track
590 x 590 x h 17,5 mm

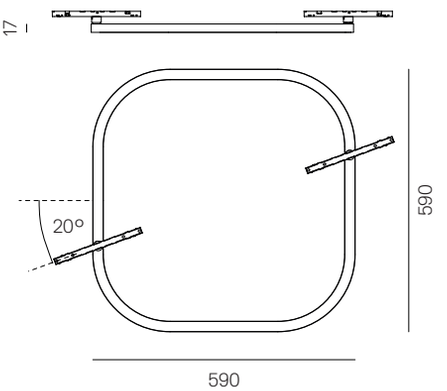



Horizontal square diffused Strip LED
Diffused emission
590 x 590 x h 17,5 mm
976 lm* - 18 W

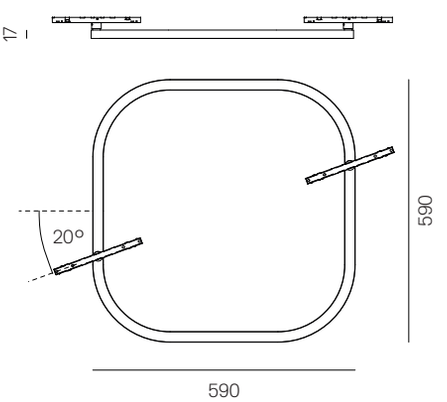



Vertical Square diffused Strip LED
Diffused emission
590 x 590 x h 17,5 mm
976 lm* - 18 W

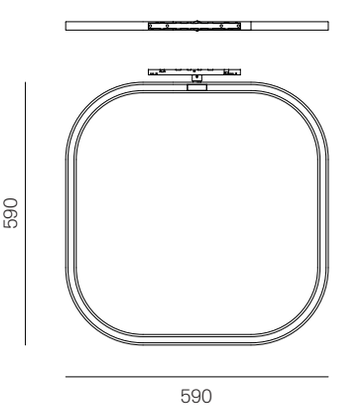



* 3000 K values.

Turn Around is powered at 48 Vdc

ELEVATION

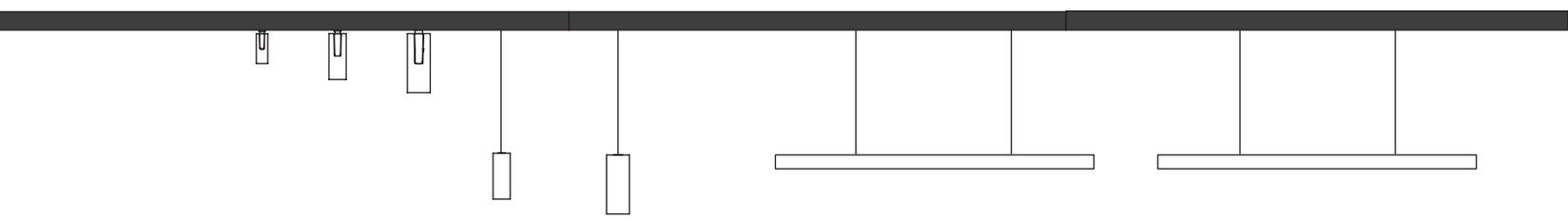

VECTOR 20

max 35 with 1 Power Supply 150W

max 60 with 1 Power Supply 240W

max 77 with 1 Power Supply 320W

VECTOR 30/VECTOR 30 PENDANT

max 17 with 1 Power Supply 150W

max 30 with 1 Power Supply 240W

max 38 with 1 Power Supply 320W

VECTOR 40/VECTOR 40 PENDANT

max 12 with 1 Power Supply 150W

max 21 with 1 Power Supply 240W

max 27 with 1 Power Supply 320W

DIFFUSED LINEAR MODULE 600

max 8 with 1 Power Supply 150W

max 14 with 1 Power Supply 240W

max 18 with 1 Power Supply 320W

DIFFUSED LINEAR MODULE 1200

max 4 with 1 Power Supply 150W

max 7 with 1 Power Supply 240W

max 9 with 1 Power Supply 320W

SHARP 8

max 8 with 1 Power Supply 150W

max 15 with 1 Power Supply 240W

max 19 with 1 Power Supply 320W

SHARP 12

max 6 with 1 Power Supply 150W

max 11 with 1 Power Supply 240W

max 14 with 1 Power Supply 320W

DIFFUSED

FLEXIBLE MODULE 2m

max 7 with 1 Power Supply 150W

max 12 with 1 Power Supply 240W

max 15 with 1 Power Supply 320W

FLEXIBLE MODULE 4,5m

max 3 with 1 Power Supply 150W

max 5 with 1 Power Supply 240W

max 7 with 1 Power Supply 320W

PLAN

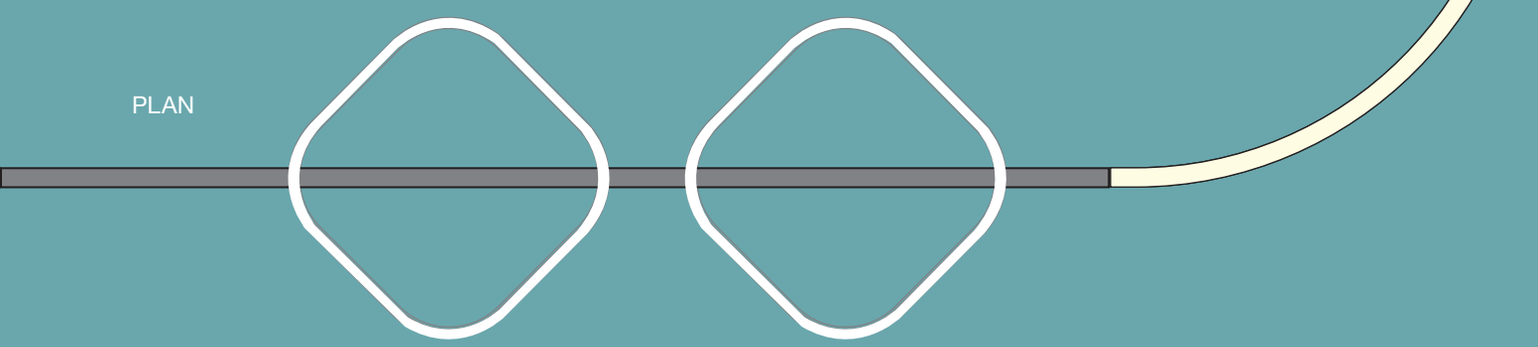

SQUARE INSETS

VECTOR 20, 30, 40

max 3

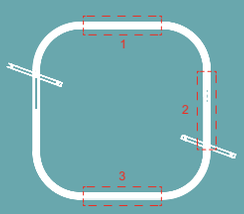

VECTOR PENDANT

30, 40

max 3

SHARP 8

max 3

Turn Around is safe

a unique feature developed for a real safe DALI interface.



D.Art is a technology designed by Artemide that overcomes the safety limits of the DALI signal in devices where the same signal is accessible to the touch.

The DALI signal is transformed to a “SELV” safety extra low voltage ensuring the total safety of the appliance.

Turn Around has been designed in compliance with international certifications.





ARTEMIDE
APP

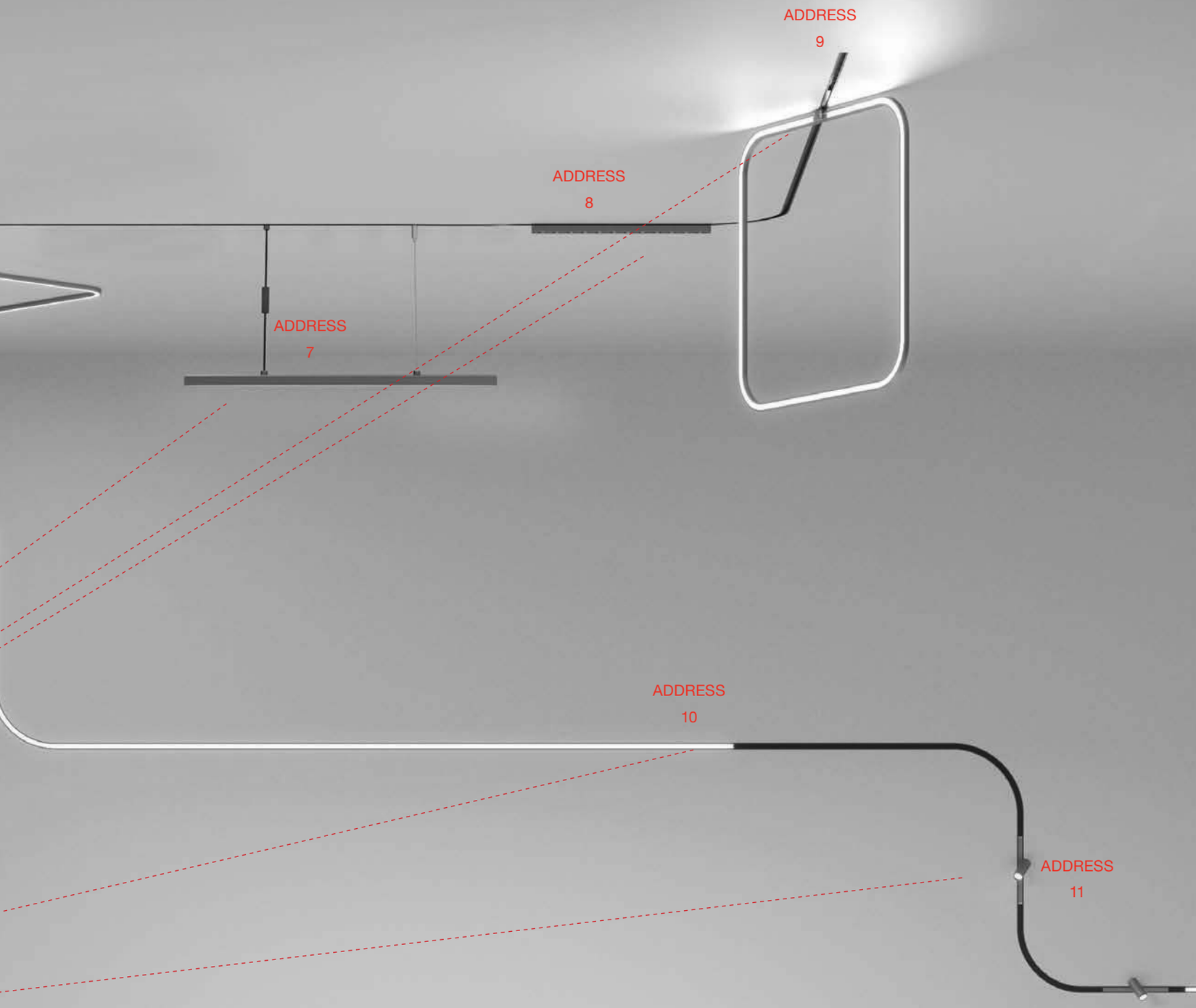

Turn Around is fully addressable

Each lighting appliance can be managed separately by Artemide App or by DALI control.

Turn Around power supply

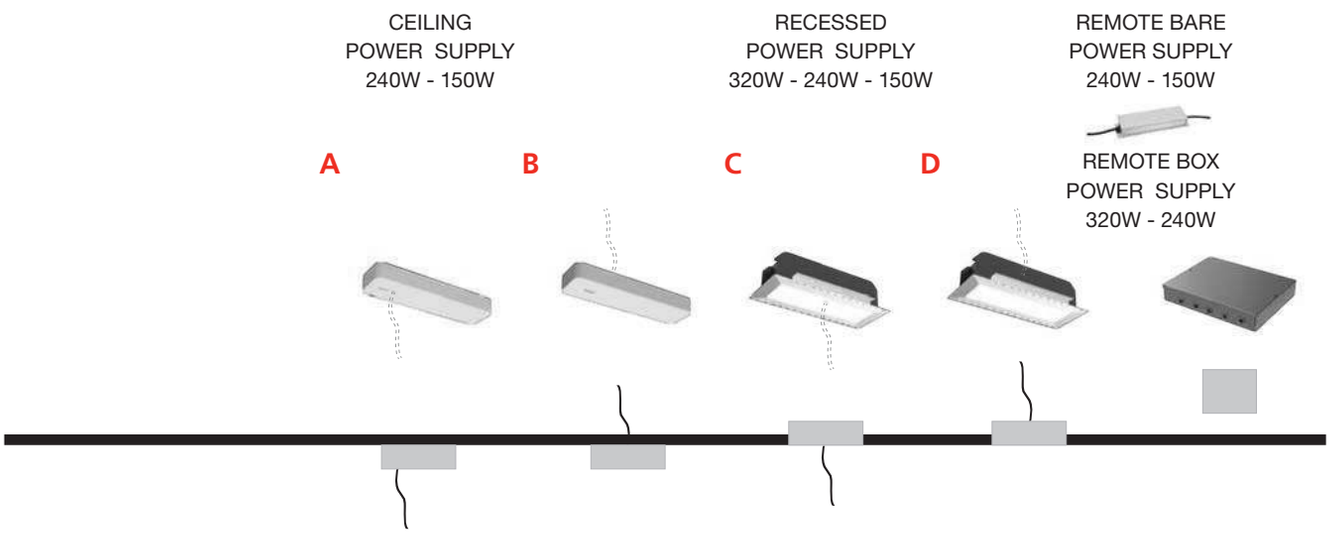

SUSPENSION	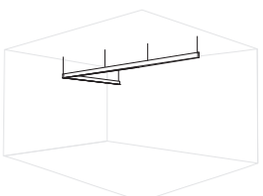	●		●		●
SMD	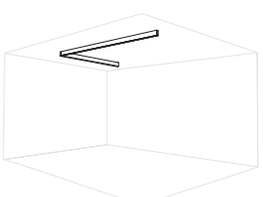	●	●			●
RECESSED	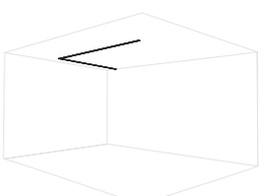		●		●	●


A
concrete ceiling
A
concrete ceiling
B
concrete ceiling
B
concrete ceiling
C
concrete ceiling
plaster ceiling
D
concrete ceiling
plaster ceiling

Turn Around structural track



TURN AROUND RECESSED TRACK

Black

IP20

Linear elements

Length	Code
1000 mm	**TA00104**
2000 mm	**TA00204**
3000 mm	**TA00304**





Angle elements

90° on same plane track angle elements
50 x 50 mm

Code
TA80004



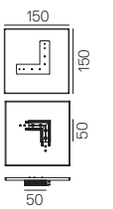

Curved joining elements

Radius	Angle	Code
300 mm	45°	**TA30004**
	60°	**TA30304**
	90°	**TA30604**
500 mm	45°	**TA30104**
	60°	**TA30404**
	90°	**TA30704**
700 mm	45°	**TA30204**
	60°	**TA30504**
	90°	**TA30804**



45°

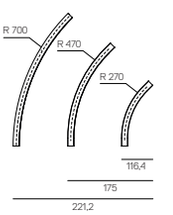

60°

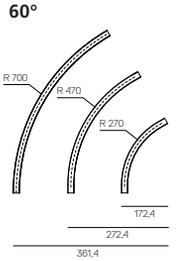

90°

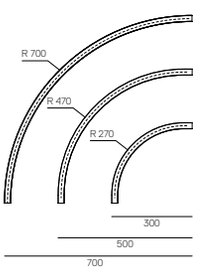

Accessories

	Code
 Fed end cap Cable L= 2500 mm	**TA90600**
 Recessed Fixing Kit (7pcs) Linear element L= 3000 mm uses 7pcs Linear element L= 2000 mm uses 5pcs Linear element L= 1000 mm uses 3pcs	**TA90100**
 Electro-Mechanical Joint Kit	**TA90000**

Accessories for cutting components of linear elements

	Code
Shaping tool: to shape insulating conductor support	**TA00000**
Locking tool: to lock insulating conductor spacer into aluminum profile	**TA00100**

Note: no tools provided to cut aluminum profile.

White Titanium

Power supply	Undimmable	DALI/0-10/1-10/PUSH	Dimmable APP
	Code	Code	Code
 320 W Recessed power supply kit for recessed modules 230VAC-48VDC **IP**20 395x165x107h	**TA66001**	**TA66101**	**TA66101APP**
 240 W Recessed power supply kit for recessed modules 230VAC-48VDC **IP**20 395x165x107h	**TA61901**	**TA62001**	**TA62001APP**
 150 W Recessed power supply kit for recessed modules 230VAC-48VDC **IP**20 395x165x107h	**TA61701**	**TA61801**	**TA61801APP**
 240 W Ceiling power supply kit for recessed and ceiling modules 230VAC-48VDC **IP**20 400x110x50h	○ **TA60501** ● **TA60722**	○ **TA60601** ● **TA60822**	○ **TA60601APP** ● **TA60822APP**
 150 W Ceiling power supply kit for recessed and ceiling modules 230VAC-48VDC **IP**20 400x110x50h	○ **TA60101** ● **TA60322**	○ **TA60201** ● **TA60422**	○ **TA60201APP** ● **TA60422APP**
 320 W Remote box power supply kit 230VAC-48VDC **IP**20 313x243x57,5h		**TA68000**	**TA68000APP**
 240 W Remote box power supply kit 230VAC-48VDC **IP**20 313x243x57,5h		**TA62500**	**TA62500APP**
 240 W Bare power supply **ON-OFF** 230VAC-48VDC **IP**20 (for dimmable version to be combined with "**DV1061**") **244x68x38h**	**TA98000**		
 150 W Bare power supply **ON-OFF** 230VAC-48VDC **IP**20 (for dimmable version to be combined with "**DV1061**") **244x68x38h**	**TA98100**		
 **DALI/0-10/1-10/PUSH** SELV Interface 103x67x21h		**DV1061**	

Optional control devices - BLL wireless switch

 Device for switching and controlling Artemide App products. Max N.3 inputs for external push buttons. Max 1 m distance. Mains power supply required. To be installed inside flush mounting boxes or junction boxes.		**DV1080APP**

TURN AROUND SMD TRACK

Titanium

IP20

Linear elements

Length	Code
1000 mm	**TA10122**
2000 mm	**TA10222**
3000 mm	**TA10322**





Angle elements

90° on same plane track angle elements
75 x 75 mm

Code
TA80122



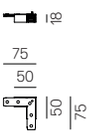

Curved joining elements

Radius	Alpha	Code
300 mm	45°	**TA40022**
	60°	**TA40322**
	90°	**TA40622**
500 mm	45°	**TA40122**
	60°	**TA40422**
	90°	**TA40722**
700 mm	45°	**TA40222**
	60°	**TA40522**
	90°	**TA40822**



45°

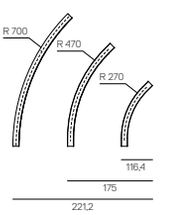

60°

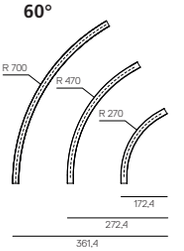

90°

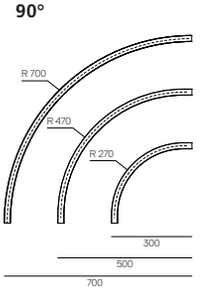

Accessories

	Code
 Fed end cap Cable L= 2500 mm	**TA90600**
 Ceiling bracket Kit (4pcs) Linear element L= 3000 mm uses 4pcs Linear element L= 2000 mm uses 3pcs Linear element L= 1000 mm uses 1pcs	**TA90400**
 Electro-Mechanical Joint Kit	**TA90200**

White Titanium

Power supply		Undimmable Code	DALI/0-10/1-10/PUSH Code	Dimmable APP Code
	240 W Ceiling power supply kit for suspenion and ceiling modules 230VAC-48VDC **IP**20 ⏚ 400x110x50h	○ **TA61301** ● **TA61522**	○ **TA61401** ● **TA61622**	○ **TA61401APP** ● **TA61622APP**
	150 W Ceiling power supply kit for suspenion and ceiling modules 230VAC-48VDC **IP**20 ⏚ 400x110x50h	○ **TA60901** ● **TA61122**	○ **TA61001** ● **TA61222**	○ **TA61001APP** ● **TA61222APP**
	240 W Ceiling power supply kit for recessed and ceiling modules 230VAC-48VDC **IP**20 ⏚ 400x110x50h	○ **TA60501** ● **TA60722**	○ **TA60601** ● **TA60822**	○ **TA60601APP** ● **TA60822APP**
	150 W Ceiling power supply kit for recessed and ceiling modules 230VAC-48VDC **IP**20 ⏚ 400x110x50h	○ **TA60101** ● **TA60322**	○ **TA60201** ● **TA60422**	○ **TA60201APP** ● **TA60422APP**
	320 W Remote box power supply kit 230VAC-48VDC **IP**20 ⏚ 313x243x57,5h		**TA68000**	**TA68000APP**
	240 W Remote box power supply kit 230VAC-48VDC **IP**20 ⏚ 313x243x57,5h		**TA62500**	**TA62500APP**
	240 W Bare power supply **ON-OFF** 230VAC-48VDC **IP**20 ⏚ (for dimmable version to be combined with "**DV1061**") 244x68x38h	**TA98000**		
	150 W Bare power supply **ON-OFF** 230VAC-48VDC **IP**20 ⏚ (for dimmable version to be combined with "**DV1061**") 244x68x38h	**TA98100**		
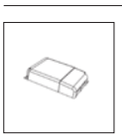	**DALI/0-10/1-10/PUSH** SELV Interface 103x67x21h		**DV1061**	

Optional control devices - BLL wireless switch

	Device for switching and controlling Artemide App products. Max N.3 inputs for external push buttons. Max 1 m distance. Mains power supply required. To be installed inside flush mounting boxes or junction boxes.		**DV1080APP**

TURN AROUND SUSPENSION DIRECT TRACK

Titanium

IP20

Linear elements

Length	Code
1000 mm	**TA10122**
2000 mm	**TA10222**
3000 mm	**TA10322**





Angle elements

90° on same plane track angle elements
75 x 75 mm

Code
TA80122



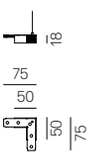

Curved joining elements

Radius	Alpha	Code
300 mm	45°	**TA40022**
	60°	**TA40322**
	90°	**TA40622**
500 mm	45°	**TA40122**
	60°	**TA40422**
	90°	**TA40722**
700 mm	45°	**TA40222**
	60°	**TA40522**
	90°	**TA40822**



45°

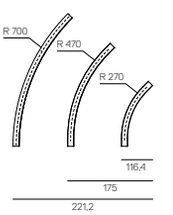

60°

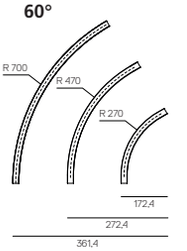

90°

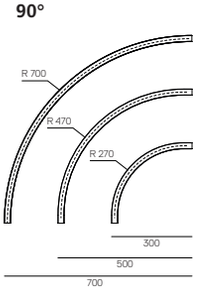

Accessories

		Code
	Fed end cap Cable L= 2500 mm	**TA90600**
	Suspension Kit (3pcs) Linear element L= 3000 mm uses 3pcs Linear element L= 2000 mm uses 2pcs Linear element L= 1000 mm uses 2pcs	**TA90500**
	Electro-Mechanical Joint Kit	**TA90300**

White Titanium

Power supply	Undimmable	DALI/0-10/1-10/PUSH	Dimmable APP
	Code	Code	Code
 320 W Recessed power supply kit for suspension modules 230VAC-48VDC **IP**20 395x165x107h	**TA67001**	**TA67101**	**TA67101APP**
 240 W Recessed power supply kit for suspension modules 230VAC-48VDC **IP**20 395x165x107h	**TA62301**	**TA62401**	**TA62401APP**
 150 W Recessed power supply kit for suspension modules 230VAC-48VDC **IP**20 395x165x107h	**TA62101**	**TA62201**	**TA62201APP**
 240 W Ceiling power supply kit for suspension and ceiling modules 230VAC-48VDC **IP**20 400x110x50h	○ **TA61301** ● **TA61522**	○ **TA61401** ● **TA61622**	○ **TA61401APP** ● **TA61622APP**
 150 W Ceiling power supply kit for suspension and ceiling modules 230VAC-48VDC **IP**20 400x110x50h	○ **TA60901** ● **TA61122**	○ **TA61001** ● **TA61222**	○ **TA61001APP** ● **TA61222APP**
 320 W Remote box power supply kit 230VAC-48VDC **IP**20 313x243x57,5h		**TA68000**	**TA68000APP**
 240 W Remote box power supply kit 230VAC-48VDC **IP**20 313x243x57,5h		**TA62500**	**TA62500APP**
 240 W Bare power supply **ON-OFF** 230VAC-48VDC **IP**20 (for dimmable version to be combined with "**DV1061**") 244x68x38h	**TA98000**		
 150 W Bare power supply **ON-OFF** 230VAC-48VDC **IP**20 (for dimmable version to be combined with "**DV1061**") 244x68x38h	**TA98100**		
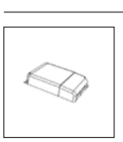 **DALI/0-10/1-10/PUSH** SELV Interface 103x67x21h		**DV1061**	

Optional control devices - BLL wireless switch

	Device for switching and controlling Artemide App products. Max N.3 inputs for external push buttons. Max 1 m distance. Mains power supply required. To be installed inside flush mounting boxes or junction boxes.		**DV1080APP**

TURN AROUND SUSPENSION DIRECT+INDIRECT TRACK

Titanium

*Delivery time on demand

IP20

Linear elements

Direct + Indirect

Length	Code
1000 mm	**TA20122**
2000 mm	**TA20222**
3000 mm	**TA20322**





Angle elements

Direct + Indirect

Code
TA80222

90° on same plane track angle elements
75 x 75 mm



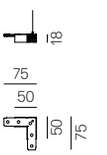

Curved joining elements*

Direct + Indirect

Radius	Alpha	Code
300 mm	45°	**TA50022**
	60°	**TA50322**
	90°	**TA50622**
500 mm	45°	**TA50122**
	60°	**TA50422**
	90°	**TA50722**
700 mm	45°	**TA50222**
	60°	**TA50522**
	90°	**TA50822**



45°

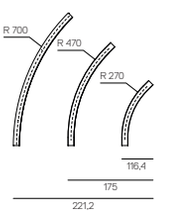

60°

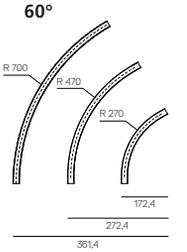

90°

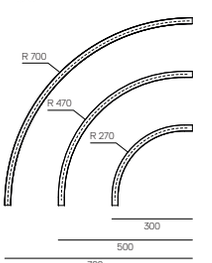

Accessories

	Code
 Fed end cap Cable L= 2500 mm	**TA90800**
 Suspension Kit (3pcs) Linear element L= 3000 mm uses 3pcs Linear element L= 2000 mm uses 2pcs Linear element L= 1000 mm uses 2pcs	**TA90500**
 Electro-Mechanical Joint Kit	**TA90300**

White Titanium

Power supply	Undimmable	DALI/0-10/1-10/PUSH	Dimmable APP
	Code	Code	Code
 320 W Recessed power supply kit for suspension modules 230VAC-48VDC **IP**20 395x165x107h	**TA67001**	**TA67101**	**TA67101APP**
 240 W Recessed power supply kit for suspension modules 230VAC-48VDC **IP**20 395x165x107h	**TA62301**	**TA62401**	**TA62401APP**
 150 W Recessed power supply kit for suspension modules 230VAC-48VDC **IP**20 395x165x107h	**TA62101**	**TA62201**	**TA62201APP**
 240 W Ceiling power supply kit for suspension and ceiling modules 230VAC-48VDC **IP**20 400x110x50h	○ **TA61301** ● **TA61522**	○ **TA61401** ● **TA61622**	○ **TA61401APP** ● **TA61622APP**
 150 W Ceiling power supply kit for suspension and ceiling modules 230VAC-48VDC **IP**20 400x110x50h	○ **TA60901** ● **TA61122**	○ **TA61001** ● **TA61222**	○ **TA61001APP** ● **TA61222APP**
 320 W Remote box power supply kit 230VAC-48VDC **IP**20 313x243x57,5h		**TA68000**	**TA68000APP**
 240 W Remote box power supply kit 230VAC-48VDC **IP**20 313x243x57,5h		**TA62500**	**TA62500APP**
 240W Bare power supply **ON-OFF** 230VAC-48VDC **IP**20 (for dimmable version to be combined with "**DV1061**") 244x68x38h	**TA98000**		
 150 W Bare power supply **ON-OFF** 230VAC-48VDC **IP**20 (for dimmable version to be combined with "**DV1061**") 244x68x38h	**TA98100**		
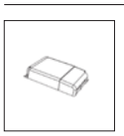 **DALI/0-10/1-10/PUSH** SELV Interface 103x67x21h		**DV1061**	

Optional control devices - BLL wireless switch

	Device for switching and controlling Artemide App products. Max N.3 inputs for external push buttons. Max 1 m distance. Mains power supply required. To be installed inside flush mounting boxes or junction boxes.		**DV1080APP**

Vector
Turn Around







Reire Offices, Reggio Emilia, Italy, Project by GMRT Associati & Cacciavillani, Ph. Michele Nastasi



Museo Egizio, Torino, Italy, Ph. Michele Nastasi

VECTOR TURN AROUND

Titanium

S F WF

MacAdam 3SDCM
CRI = 90

IP20
90°
360°

Vector 20				**Dimmable****
W	Beam	Flux	CCT	Code
3,5 W	S 16°	179 lm	2700K	**TB00122**
		188 lm	3000K	**TB01122**
3 W		184 lm	4000K	**TB03122**
3,5 W	F 23°	171 lm	2700K	**TB00222**
		180 lm	3000K	**TB01222**
		189 lm	4000K	**TB03222**
	WF 35°	168 lm	2700K	**TB00322**
		177 lm	3000K	**TB01322**
		186 lm	4000K	**TB03322**



Life L90 (6K) >36300h

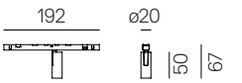

Vector 30				**Dimmable****
W	Beam	Flux	CCT	Code
6,5 W	S 12°	329 lm	2700K	**TB10122**
		329 lm	3000K	**TB11122**
		329 lm	4000K	**TB13122**
7 W	F 16°	335 lm	2700K	**TB10222**
		335 lm	3000K	**TB11222**
		335 lm	4000K	**TB13222**
	WF 30°	292 lm	2700K	**TB10322**
		292 lm	3000K	**TB11322**
		292 lm	4000K	**TB13322**



Life L90 (10K)>60500h

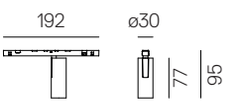

** Use of Artemide power units is mandatory.

VECTOR TURN AROUND

Titanium

S F WF

MacAdam 3SDCM
*MacAdam 2SDCM
CRI = 90

IP20
90°
360°

Vector 40				**Dimmable****
W	Beam	Flux	CCT	Code
10 W	S 14°	544 lm	2700K	**TB20122**
		541 lm	3000K	**TB21122**
		541 lm	4000K	**TB23122**
	*F 21°	543 lm	2700K	**TB20222**
		584 lm	3000K	**TB21222**
		626 lm	4000K	**TB23222**
	*WF 28°	491 lm	2700K	**TB20322**
		529 lm	3000K	**TB21322**
		566 lm	4000K	**TB23322**



Life L90 (10K) 60500h

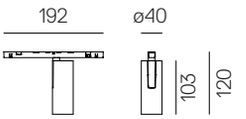

	Vector 40
	Code
Accessories holder	**AP90100**
Lens for elliptical emission	**AP90200**
Soft filter	**AP90300**
	Code
Anti-dazzle louvre	**AP90400**

** Use of Artemide power units is mandatory.

VECTOR PENDANT TURN AROUND

Titanium

S F WF

MacAdam 3SDCM
* MacAdam 2SDCM
CRI = 90

IP20

Vector 30 Pendant				**Dimmable****
W	Beam	Flux	CCT	Code
6,5 W	S 12°	329 lm	2700K	**TB30122**
		329 lm	3000K	**TB31122**
		329 lm	4000K	**TB33122**
7 W	F 16°	335 lm	2700K	**TB30222**
		335 lm	3000K	**TB31222**
		335 lm	4000K	**TB33222**
	WF 30°	292 lm	2700K	**TB30322**
		292 lm	3000K	**TB31322**
		292 lm	4000K	**TB33322**



Life L90 (10K) 60500h

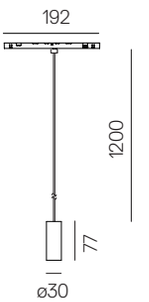

Vector 40 Pendant				**Dimmable****
W	Beam	Flux	CCT	Code
10 W	S 14°	544 lm	2700K	**TB40122**
		541 lm	3000K	**TB41122**
		541 lm	4000K	**TB43122**
	*F 21°	543 lm	2700K	**TB40222**
		584 lm	3000K	**TB41222**
		626 lm	4000K	**TB43222**
	*WF 28°	491 lm	2700K	**TB40322**
		529 lm	3000K	**TB41322**
		566 lm	4000K	**TB43322**



Life L90 (10K) 60500h

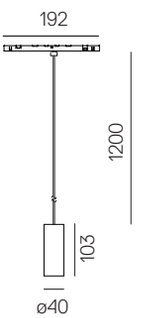



No cuttable wire.
Clips included to adjust the length.

** Use of Artemide power units is mandatory.



Sharp
Turn Around



SHARP TURN AROUND

Titanium

F WF

MacAdam 2SDCM
CRI = 90

IP20

Sharp 8					**Dimmable**
	W	Beam	Flux	CCT	Code
8 LED	14 W	F 26°	1071 lm	2700K	**TB50222**
			1071 lm	3000K	**TB51222**
			1147 lm	4000K	**TB53222**
		XF 62°	1139 lm	2700K	**TB50422**
			1139 lm	3000K	**TB51422**
			1219 lm	4000K	**TB53422**



Sharp 12					**Dimmable**
	W	Beam	Flux	CCT	Code
12 LED	19 W	F 26°	1607 lm	2700K	**TB60222**
			1607 lm	3000K	**TB61222**
			1720 lm	4000K	**TB63222**
		XF 62°	1708 lm	2700K	**TB60422**
			1708 lm	3000K	**TB61422**
			1829 lm	4000K	**TB63422**



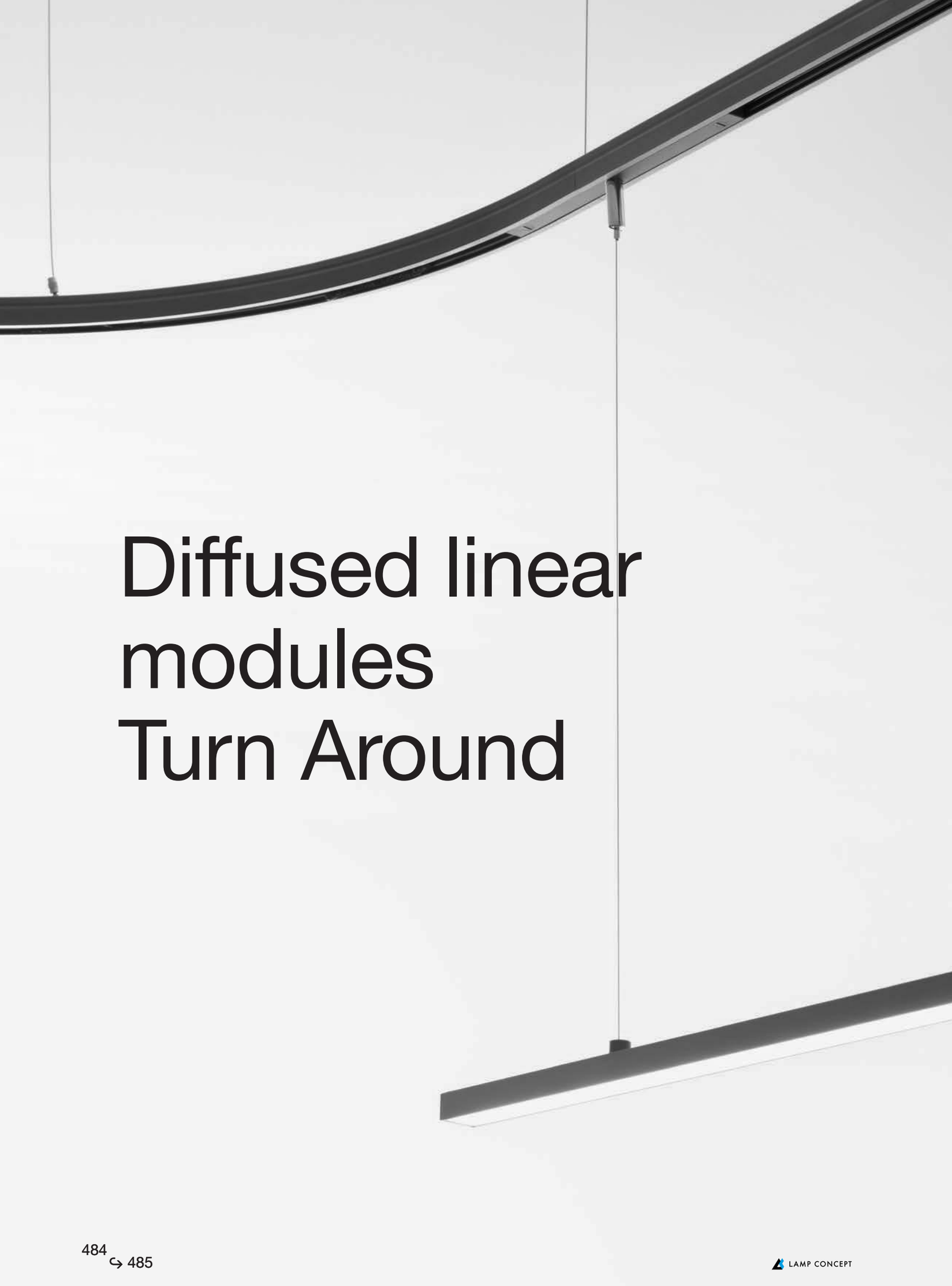

Diffused linear modules Turn Around

DIFFUSED LINEAR MODULES TURN AROUND

Titanium

MacAdam 2SDCM
CRI = 90

IP20

Diffused linear module				**Dimmable**
	W	Flux	CCT	Code
600 mm	15 W	1255 lm	2700K	**TD21022**
		1421 lm	3000K	**TD22022**
		1374 lm	4000K	**TD24022**
1200 mm	30 W	2510 lm	2700K	**TD31022**
		2843 lm	3000K	**TD32022**
		2748 lm	4000K	**TD34022**

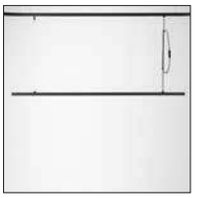

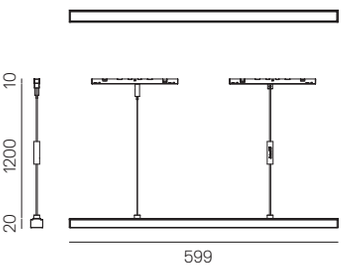

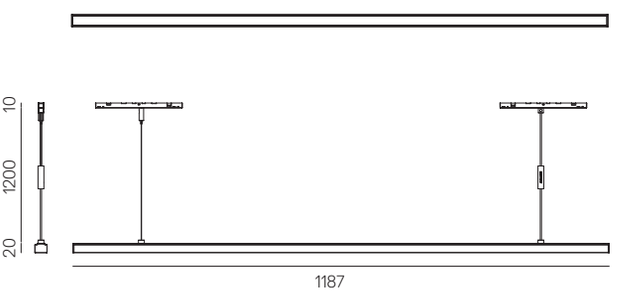



No cuttable wire.
Clips included to adjust the length.

Diffused flexible modules Turn Around



DIFFUSED FLEXIBLE MODULES TURN AROUND

White

MacAdam 2SDCM
CRI = 90

IP20

Diffused flexible modules*				**Dimmable**
	W	Flux	CCT	Code
2000 mm	18 W	1000 lm	3000K	**TB91922**
4500 mm	39 W	2252 lm	3000K	**TB90922**



* The adapter of the diffused flexible module can be fixed only in linear module.

Square modules Turn Around



SQUARE MODULES TURN AROUND

Titanium

MacAdam 2SDCM
CRI = 90

IP20

Horizontal square diffused

W	Flux	CCT
18 W	1000 lm	3000K

Dimmable
Code
TB81922



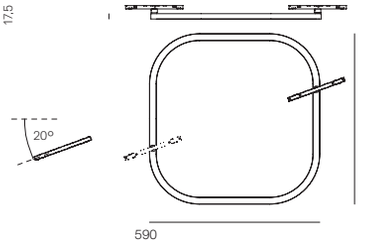

Vertical square diffused

W	Flux	CCT
18 W	1000 lm	3000K

Dimmable
Code
TB71922



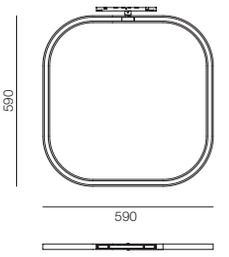

Horizontal square track*

Code
TB99922



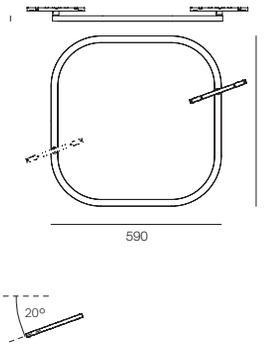

***Insets horizontal square track**

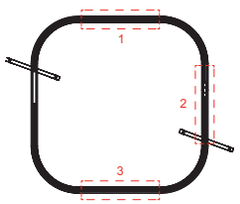

Insets	N° Max
Vector 20	3
Vector 30	3
Vector 40	3
Vector 30 Pendant Track	3
Vector 40 Pendant Track	3
Sharp 8x	3



Olmo Restaurant, Cornaredo, Italy, Ph. Michele Nastasi



Olmo Restaurant, Cornaredo, Italy. Ph. Michele Nastasi



Turn Around is inclusive



Black White S F WF

Delivery time on demand
2700K - 4000K

IP20

GOPLE MINI PENDANT TURN AROUND, BIG - BJARKE INGELS GROUP

W	Flux	CCT	Dimmable Code
9 W	836 lm	2700K	**TC10401**
	850 lm	3000K	**TC11401**

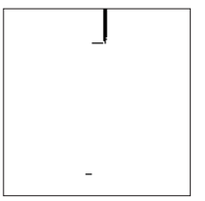

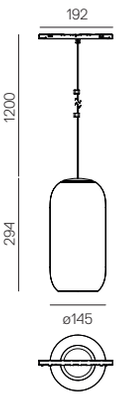

GOPLE 60 PENDANT TURN AROUND, BIG - BJARKE INGELS GROUP

W	Colour	Beam	Flux	CCT	Dimmable Code
10 W	Black	S 13°	557 lm	2700K	**TC50104**
			557 lm	3000K	**TC51104**
			557 lm	4000K	**TC53104**
		F 20°	556 lm	2700K	**TC50204**
			598 lm	3000K	**TC51204**
			641 lm	4000K	**TC53204**
		WF 28°	503 lm	2700K	**TC50304**
			542 lm	3000K	**TC51304**
			580 lm	4000K	**TC53304**



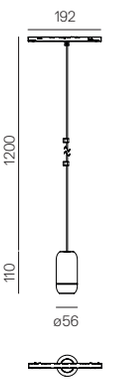

GOPLE 80 PENDANT TURN AROUND, BIG - BJARKE INGELS GROUP

W	Colour	Beam	Flux	CCT	Dimmable Code
24 W	Black	S 16°	1698 lm	2700K	**TC40104**
			1771 lm	3000K	**TC41104**
			1795 lm	4000K	**TC43104**
		F 22°	1716 lm	2700K	**TC40204**
			1811 lm	3000K	**TC41204**
			1488 lm	4000K	**TC43204**
		WF 32°	1782 lm	2700K	**TC40304**
			1878 lm	3000K	**TC41304**
			1883 lm	4000K	**TC43304**



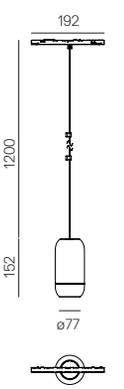



No cuttable wire.
Clips included to adjust the length.

LIGHTING APPLIANCES TURN AROUND

White

IP20

SPHERE 9 PENDANT TURN AROUND

W	Flux	CCT	Dimmable Code
4 W	346 lm	2700K	**TC30406**
	373 lm	3000K	**TC31406**



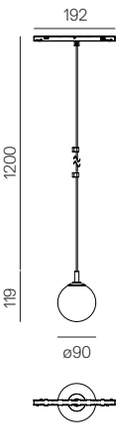

SPHERE 14 PENDANT TURN AROUND

W	Flux	CCT	Dimmable Code
8,5 W	628 lm	2700K	**TC20406**
	677 lm	3000K	**TC21406**



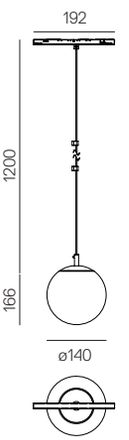



No cuttable wire.
Clips included to adjust the length.

Aluminium Brass

IP20

ORSA 21 PENDANT TURN AROUND, FOSTER + PARTNERS

W	Flux	CCT	Dimmable Code
8 W	525 lm	2700K	**TC60404**
	562 lm	3000K	**TC61404**



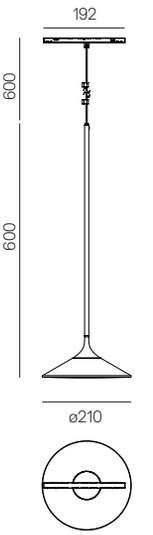

UNTERLINDEN PENDANT TURN AROUND, HERZOG & DE MEURON

W	Colour	Flux	CCT	Dimmable Code
7 W	Brass	339 lm	2700K	**TC70406**
	Aluminum			**TC70407**
	Brass	349 lm	3000K	**TC71406**
	Aluminum			**TC71407**



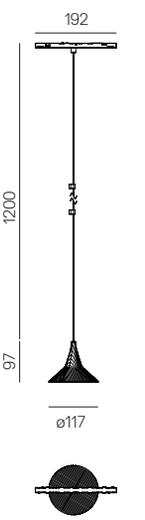



No cuttable wire.
Clips included to adjust the length.

Black

IP20

DISCOVERY 70 VERTICAL PENDANT TURN AROUND, ERNESTO GISMONDI

W	Colour	Flux	CCT	**Dimmable** Code
29 W	Black	2317 lm	3000K	**TC01404**



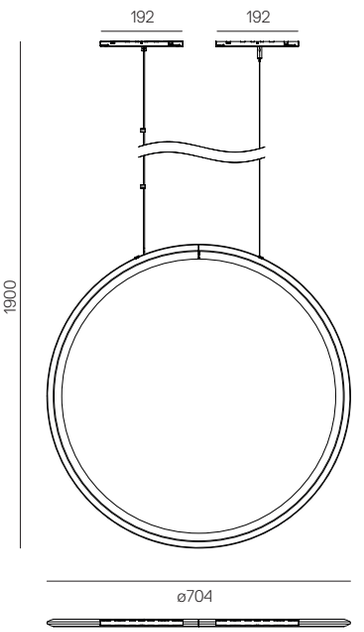



No cuttable wire.
Clips included to adjust the length.

Anthracite | Blue | Red | White/ Grey | Yellow

IP20

IXA SPOT TURN AROUND, FOSTER + PARTNERS INDUSTRIAL DESIGN

W	Flux	CCT	Colour	**Dimmable** Code
9 W	465 lm	3000K	Anthracite	TC81004
			Blue	TC81007
			Red	TC81008
			White/Grey	TC81001
			Yellow	TC81006



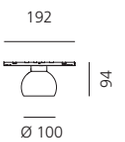

IXA 50 TURN AROUND, FOSTER + PARTNERS INDUSTRIAL DESIGN

W	Flux	CCT	Colour	**Dimmable** Code
9 W	465 lm	3000K	Anthracite	TC81104
			Blue	TC81107
			Red	TC81108
			White/Grey	TC81101
			Yellow	TC81106



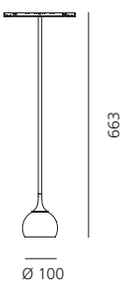

IXA 100 TURN AROUND, FOSTER + PARTNERS INDUSTRIAL DESIGN

W	Flux	CCT	Colour	**Dimmable** Code
9 W	465 lm	3000K	Anthracite	TC81204
			Blue	TC81207
			Red	TC81208
			White/Grey	TC81201
			Yellow	TC81206



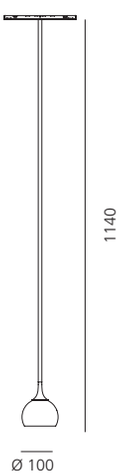







Turn Around floor

Turn Around floor shares the same design principles of Turn Around system starting from parameters of sustainability, reduction, lightness, optoelectronic intelligence and interaction. Like the system it is perfect for a last-minute choice able to add dynamic light quality to the space.

The slender and minimal structure integrates two different lighting performances to meet the needs of any space, from office workstations to meeting rooms, hospitality or residential spaces.

Turn Around floor combines to the direct controlled emission also an indirect diffuse emission which can be managed separately both from the luminaire body.

The high efficiency and the flexibility of emissions management make Turn Around floor an optimal solution for intelligent energy saving that enhances the experience and the awareness of the user.





Refractive emission

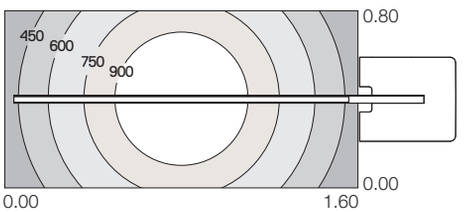

Refractive Direct
Head h 2015 mm - Desk h 750 mm
E_{av}= 708 lx u_0= 0,444

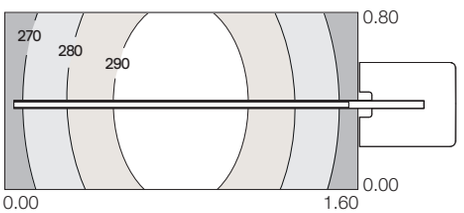

Refractive Indirect
Head h 2015 mm - Desk h 750 mm
E_{av}= 281 lx u_0= 0,942

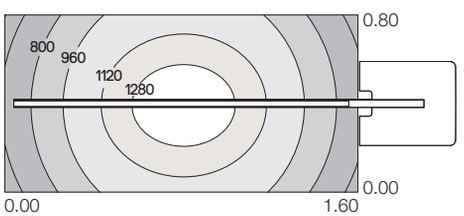

Refractive Direct + Indirect
Head h 2015 mm - Desk h 750 mm
E_{av}= 989 lx u_0= 0,584

Refractive lens
Collects 100% of the luminous flux

High Efficiency
more than 90%

High Efficacy
up to 130 lm/W

High Glare Control
UGR<16

CRI 90

Lighting calculation parameters used for Isolux diagrams: office with a single workstation.
Length x width x height: 5.00 x 5.00 x 2.70 m
Reflection factor ceiling/wall/floor: 70/50/20%
Desk: 1.60 x 0.80 x 0.75 m
Maintenance factor: 0.90 WF

Capacitive board for light management

Indirect emission

On/Off

Dimming

Direct + Indirect emission

On/Off

Intensity setting

Direct emission

On/Off

Dimming

Sensor

Intensity setting and daylight

PIR (proximity)





Workplace

Direct and indirect emission
Direct emission
Indirect emission





TURN AROUND FLOOR

Titanium

MacAdam 3SDCM
CRI = 90

IP20

Turn Around floor, direct + indirect emission				**Dimmable**	**Dimmable + sensor***
Weight	W	Flux	CCT	Code	Code
20 Kg	17 W direct	1940 lm	3000K	**TE22022**	**TE22122**
	52 W indirect	7500 lm	3000K		
	17 W direct	1940 lm	4000K	**TE23022**	**TE23122**
	52 W indirect	7500 lm	4000K		



*Sensor functionalities:
- Intensity setting and daylight (touching for 3 seconds the central part of the controller)
- PIR (proximity)







Turn Around suspension



Turn Around suspension shares the same design principles of Turn Around system starting from parameters of sustainability, reduction, lightness, integration, optoelectronic intelligence, application freedom and interaction.

It also shares the same components of Turn Around floor, integrating in the minimal structure two different lighting performances.

Turn Around suspension combines a direct controlled emission to an indirect diffused emission manageable together.The high efficiency and the perfect control of the lighting emission make Turn Around suspension an optimal solution for workplaces.



Refractive emission

Refractive lens
collects 100% of the LED luminous flux

High Efficacy
up to 135 lm/W

Extreme glare control
UGR<19

Diffused indirect emission



Combined management

Direct and Indirect emission
DALI/Push



TURN AROUND SUSPENSION

Titanium

MacAdam 3SDCM
CRI = 90

IP20

Turn Around suspension, direct + indirect emission			**Dimmable DALI/Push**
W	Flux	CCT	Code
17 W direct	1820 lm	2700K	**TF21022**
17 W indirect	2540 lm	2700K	
17 W direct	1940 lm	3000K	**TF22022**
17 W indirect	2700 lm	3000K	
17 W direct	1940 lm	4000K	**TF23022**
17 W indirect	2700 lm	4000K	



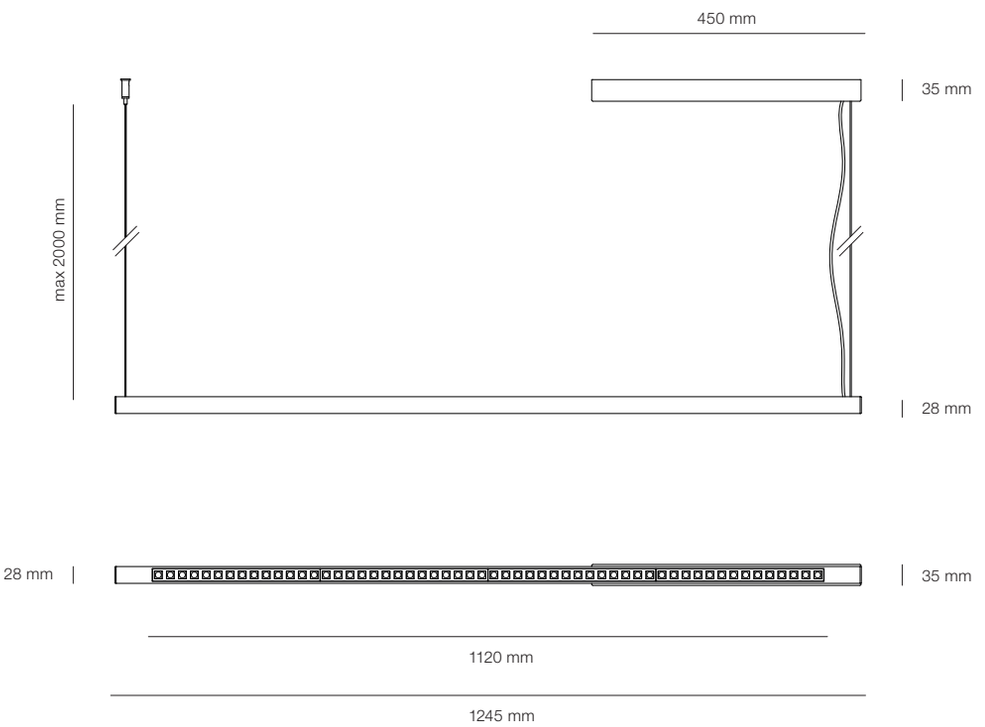

Projectors and downlight









516 ↪ 517

Everything 518
Helgoland 540
Hoy Spot 568
Luceri 594
Parabola 608
Sharp 614
Vector 638

Everything

Ernesto Gismondi
2013



ARTEMIDE
APP
on request

Only for 105/150 version





EVERYTHING 35
ROUND-SQUARE



EVERYTHING 55
ROUND-SQUARE



EVERYTHING 80
ROUND-SQUARE

Five Dimensions



EVERYTHING 105
ROUND-SQUARE



EVERYTHING 150
ROUND-SQUARE

EVERYTHING 35
ROUND-SQUARE

EVERYTHING 55
ROUND-SQUARE

EVERYTHING 80
ROUND-SQUARE



Everything typologies









EVERYTHING 105
ROUND-SQUARE

EVERYTHING 150
ROUND-SQUARE




ICON



Jaguar Land Rover, Lincoln, UK, Ph. Alan Fletcher



Rotation 360°

Rotation up to 360°, beam angle +30°/-30° in adjustable versions.

Separate electronic driver: not-dimmable or DALI dimmable options for LED products.

Compliant with standard EN60598-1 and other specific regulations.





EVERYTHING 55 *
ROUND-SQUARE



EVERYTHING 80
ROUND-SQUARE

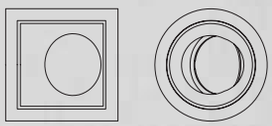

EVERYTHING 105
ROUND-SQUARE

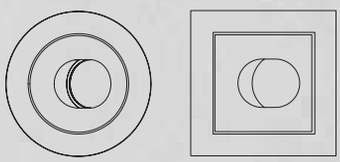

EVERYTHING 150
ROUND-SQUARE

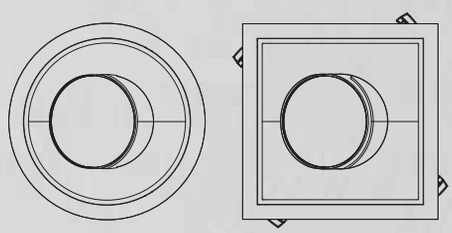

Everything 55* adjustable is avaiable only for 5,5W typology.

White Black Silver

Driver 500 mA SELV supplied separately.
Vf=2.8V reported values are subject to a tolerance +/-10%.

MacAdam 3SDCM
Life L70 (9k) 50000h
CRI=80 3000K
CRI=90 2700K

IP20

Round

W	Weight	Beam	Flux	CCT	Color	Code
1,4 W	0,10 kg	20°	140 lm	2700 K	○	**NL4203010Y006**
		21°	128 lm		●	**NL4203010Y004**
		21°	137 lm		●	**NL4203010Y002**
		20°	171 lm	3000 K	○	**NL4203010K006**
		21°	156 lm		●	**NL4203010K004**
		21°	167 lm		●	**NL4203010K002**
		27°	139 lm	2700 K	○	**NL4203025Y006**
		27°	132 lm		●	**NL4203025Y004**
		27°	136 lm		●	**NL4203025Y002**
		27°	169 lm	3000 K	○	**NL4203025K006**
		27°	161 lm		●	**NL4203025K004**
		27°	166 lm		●	**NL4203025K002**

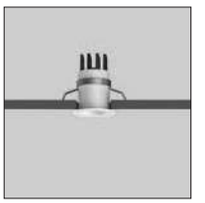

ø 29 mm

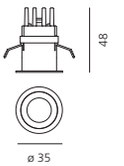

Square

W	Weight	Beam	Flux	CCT	Color	Code
1,4 W	0,10 kg	20°	140 lm	2700 K	○	**NL4203110Y006**
		21°	128 lm		●	**NL4203110Y004**
		21°	137 lm		●	**NL4203110Y002**
		20°	171 lm	3000 K	○	**NL4203110K006**
		21°	156 lm		●	**NL4203110K004**
		21°	167 lm		●	**NL4203110K002**
		27°	139 lm	2700 K	○	**NL4203125Y006**
		27°	132 lm		●	**NL4203125Y004**
		27°	136 lm		●	**NL4203125Y002**
		27°	169 lm	3000 K	○	**NL4203125K006**
		27°	161 lm		●	**NL4203125K004**
		27°	166 lm		●	**NL4203125K002**

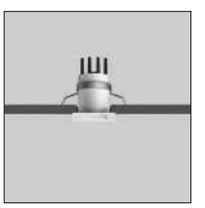

29 x 29 mm

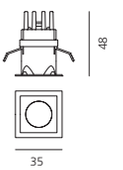

Driver	Vac	L_{mm}	W_{mm}	H_{mm}			Code
cc 10W 500mA	220-240	22	132	18	4max	Undimmable	**NL19041**
cc 27W 200-900mA	220-240	156	52	26	11max	DALI/PUSH/1-10/0-10V dimmable	**M077401****

**For use only on accessible ceiling

EVERYTHING 55

White Black Silver

Driver 500/700 mA SELV supplied separately.
Vf=11V reported values are subject to a tolerance +/-10%.
*Flux refers to Fixed version.

MacAdam 2SDCM
Life L70 (24k) 45000h
CRI=90

IP20

Round

W	Weight	Beam	Flux*	CCT	Color	Fixed Code	Adjustable Code
5,5 W	0,20 kg	18°	528 lm	2700 K	○	**NL4203518Y006**	**NL4203318Y006**
			511 lm		●	**NL4203518Y004**	**NL4203318Y004**
			520 lm		●	**NL4203518Y002**	**NL4203318Y002**
			566 lm	3000 K	○	**NL4203518K006**	**NL4203318K006**
			547 lm		●	**NL4203518K004**	**NL4203318K004**
			557 lm		●	**NL4203518K002**	**NL4203318K002**
		34°	426 lm	2700 K	○	**NL4203534Y006**	**NL4203334Y006**
			387 lm		●	**NL4203534Y004**	**NL4203334Y004**
			407 lm		●	**NL4203534Y002**	**NL4203334Y002**
			457 lm	3000 K	○	**NL4203534K006**	**NL4203334K006**
			415 lm		●	**NL4203534K004**	**NL4203334K004**
			437 lm		●	**NL4203534K002**	**NL4203334K002**
8 W	0,30 kg	18°	707 lm	2700 K	○	**NL4204118Y006**	
			684 lm		●	**NL4204118Y004**	
			697 lm		●	**NL4204118Y002**	
			759 lm	3000 K	○	**NL4204118K006**	
			734 lm		●	**NL4204118K004**	
			747 lm		●	**NL4204118K002**	
		34°	572 lm	2700 K	○	**NL4204134Y006**	
			519 lm		●	**NL4204134Y004**	
			546 lm		●	**NL4204134Y002**	
			613 lm	3000 K	○	**NL4204134K006**	
			556 lm		●	**NL4204134K004**	
			586 lm		●	**NL4204134K002**	



ø 50 mm

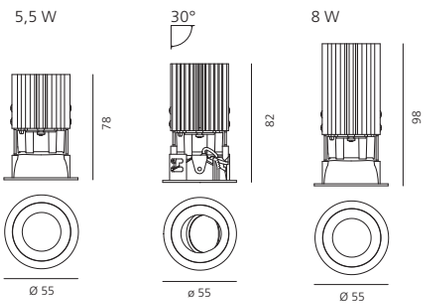

Square

W	Weight	Beam	Flux*	CCT	Color	Fixed Code	Adjustable Code
5,5 W	0,20 kg	18°	528 lm	2700 K	○	**NL4203418Y006**	**NL4203218Y006**
			511 lm		●	**NL4203418Y004**	**NL4203218Y004**
			520 lm		●	**NL4203418Y002**	**NL4203218Y002**
			566 lm	3000 K	○	**NL4203418K006**	**NL4203218K006**
			547 lm		●	**NL4203418K004**	**NL4203218K004**
			557 lm		●	**NL4203418K002**	**NL4203218K002**
		34°	426 lm	2700 K	○	**NL4203434Y006**	**NL4203234Y006**
			387 lm		●	**NL4203434Y004**	**NL4203234Y004**
			407 lm		●	**NL4203434Y002**	**NL4203234Y002**
			457 lm	3000 K	○	**NL4203434K006**	**NL4203234K006**
			415 lm		●	**NL4203434K004**	**NL4203234K004**
			437 lm		●	**NL4203434K002**	**NL4203234K002**
8 W	0,30 kg	18°	707 lm	2700 K	○	**NL4204218Y006**	
			684 lm		●	**NL4204218Y004**	
			697 lm		●	**NL4204218Y002**	
			759 lm	3000 K	○	**NL4204218K006**	
			734 lm		●	**NL4204218K004**	
			747 lm		●	**NL4204218K002**	
		34°	572 lm	2700 K	○	**NL4204234Y006**	
			519 lm		●	**NL4204234Y004**	
			546 lm		●	**NL4204234Y002**	
			613 lm	3000 K	○	**NL4204234K006**	
			556 lm		●	**NL4204234K004**	
			586 lm		●	**NL4204234K002**	



50 x 50 mm

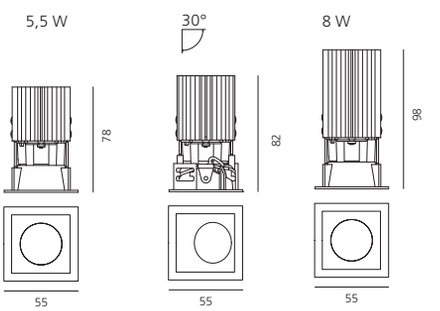

Driver		Vac	Lmm	Wmm	Hmm				Code
cc 8/14W	500mA	100-127	158	22	19	2max	Everything 55 - 5,5W	Undimmable	**M077900**
cc 25W	200-900mA	220-240	164	38	25	3max	Everything 55 - 5,5W	DALI PUSH/1-10V dimmable	**DV1003**
cc 27W	200-900mA	220-240	156	52	26	3max	Everything 55 - 5,5W	DALI PUSH/1-10V/0-10	**M077401****
cc 33W	350-725mA	220-240	147	44	22	1max	Everything 55 - 8W	Undimmable	**DV1030**
cc 32W	250-900mA	110-127/220-240	103	67	67	3max	Everything 55 - 8W	PUSH/1-10V dimmable	**M079300****
cc 32W	250-700mA	110-127	103	67	67	3max	Everything 55 - 8W	DALI dimmable	**M079200****

**For use only on accessible ceiling

EVERYTHING 80 ROUND

Trim: Black, White, Silver
Deflector: Black, White, Polished metal

Driver 300mA SELV supplied separately.
Vf=33V reported values are subject to a tolerance +/-10%.
*Flux refers to Fixed version.

MacAdam 3SDCM
Life L70 (9k) 50000h
CRI=90

▼ **IP**20 / ▲ **IP**44
850°
30°

Trim

W	Weight	CCT	Beam	Flux*	Trim	Deflector	Fixed Code	Adjustable Code
10 W	0,24 kg	2700 K	24°	1118 lm	○	○	**M325720**	**M325725**
			18°	1138 lm	●	◑	**M331110**	**M331115**
					○	◑	**M331120**	**M331125**
			24°	927 lm	○	●	**M326020**	**M326025**
					●	●	**M326010**	**M326015**
					◌	●	**M326060**	**M326065**
		3000 K	24°	1180 lm	○	○	**M251020**	**M251025**
			18°	1201 lm	●	◑	**M278610**	**M278615**
					○	◑	**M278620**	**M278625**
			24°	979 lm	○	●	**M251620**	**M251625**
					●	●	**M251610**	**M251615**
					◌	●	**M251660**	**M251665**
		2700 K	31°	1131 lm	○	○	**M325820**	**M325825**
			26°	1090 lm	●	◑	**M331210**	**M331215**
					○	◑	**M331220**	**M331225**
			31°	911 lm	○	●	**M326120**	**M326125**
					●	●	**M326110**	**M326115**
					◌	●	**M326160**	**M326165**
		3000 K	31°	1193 lm	○	○	**M251220**	**M251225**
			26°	1151 lm	●	◑	**M278810**	**M278815**
					○	◑	**M278820**	**M278825**
			31°	962 lm	○	●	**M251820**	**M251825**
					●	●	**M251810**	**M251815**
					◌	●	**M251860**	**M251865**
		2700 K	47°	1048 lm	○	○	**M325920**	**M325925**
				923 lm	●	◑	**M331310**	**M331315**
					○	◑	**M331320**	**M331325**
			45°	732 lm	○	●	**M326220**	**M326225**
					●	●	**M326210**	**M326215**
				1107 lm	◌	●	**M326260**	**M326265**
		3000 K	47°	974 lm	○	○	**M251420**	**M251425**
					●	◑	**M279010**	**M279015**
				773 lm	○	◑	**M279020**	**M279025**
			45°	773 lm	○	●	**M252020**	**M252025**
					●	●	**M252010**	**M252015**
					◌	●	**M252060**	**M252065**



ø 67 mm

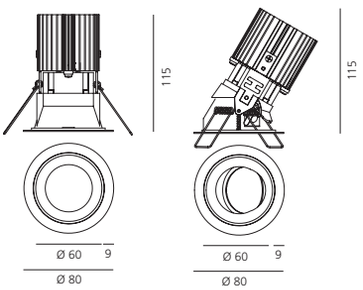

Trimless

W	Weight	CCT	Beam	Flux*	Deflector	Fixed Code	Adjustable Code
10 W	0,24 kg	2700 K	24°	1118	○	**M326300**	**M326305**
				927	●	**M326600**	**M326605**
			18°	1138	◑	**M331400**	**M331405**
		3000 K	24°	1180	○	**M252200**	**M252205**
				979	●	**M252800**	**M252805**
			18°	1201	◑	**M279200**	**M279205**
		2700 K	31°	1131	○	**M326400**	**M326405**
				911	●	**M326700**	**M326705**
			26°	1090	◑	**M331500**	**M331505**
		3000 K	31°	1193	○	**M252400**	**M252405**
				962	●	**M253000**	**M253005**
			26°	1151	◑	**M279400**	**M279405**
		2700 K	47°	1048	○	**M326500**	**M326505**
			45°	732	●	**M326800**	**M326805**
			47°	923	◑	**M331600**	**M331605**
		3000 K	47°	1107	○	**M252600**	**M252605**
			45°	773	●	**M253200**	**M253205**
			47°	974	◑	**M279600**	**M279605**



ø 67 mm

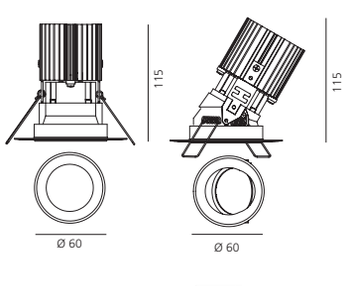

Driver		Vac	L_{mm}	W_{mm}	H_{mm}			Code
cc 22W	125-500mA	220-240	108	38	25	1max	Undimmable	**DV1037**
cc 25W	200-900mA	220-240	164	38	25	1max	DALI PUSH	**DV1003**
cc 27W	200-900mA	220-240	156	52	26	1max	DALI2 PUSH/1-10V/0-10	**M077401**

EVERYTHING 80 SQUARE

Black White Silver Black White Polished metal

Trim Deflector

Driver 300mA SELV supplied separately.
Vf=33V reported values are subject to a tolerance +/-10%.
*Flux refers to Fixed version.

MacAdam 3SDCM
Life L70 (9k) 50000h
CRI=90

▼ **IP**20 / ▲ **IP**44
850°
30°

Trim							Fixed	Adjustable
W	Weight	CCT	Beam	Flux*	Trim	Deflector	Code	Code
10 W	0,24 kg	2700 K	24	1147 lm	○	○	**M326920**	**M326925**
			27	1167	●	◑	**M330510**	**M330515**
					○	◑	**M330520**	**M330525**
			24	981	○	●	**M327220**	**M327225**
					●	●	**M327210**	**M327215**
					●	●	**M327260**	**M327265**
		3000 K	24	1211	○	○	**M253420**	**M253425**
			27	1232	●	◑	**M273610**	**M273615**
					○	◑	**M273620**	**M273625**
			24	1036	○	●	**M254020**	**M254025**
					●	●	**M254010**	**M254015**
					●	●	**M254060**	**M254065**
		2700 K	31	1145	○	○	**M327020**	**M327025**
			34	1102	●	◑	**M330610**	**M330615**
					○	◑	**M330620**	**M330625**
			31	961	○	●	**M327320**	**M327325**
					●	●	**M327310**	**M327315**
					●	●	**M327360**	**M327365**
		3000 K	31	1208 lm	○	○	**M253620**	**M253625**
			34	1164	●	◑	**M273810**	**M273815**
					○	◑	**M273820**	**M273825**
			31	1014	○	●	**M254220**	**M254225**
					●	●	**M254210**	**M254215**
					●	●	**M254260**	**M254265**
		2700 K	50	1088	○	○	**M327120**	**M327125**
				940	●	◑	**M330710**	**M330715**
					○	◑	**M330720**	**M330725**
			47	789	○	●	**M327420**	**M327425**
					●	●	**M327410**	**M327415**
					●	●	**M327460**	**M327465**
		3000 K	50	1148	○	○	**M253820**	**M253825**
				993	●	◑	**M274010**	**M274015**
					○	◑	**M274020**	**M274025**
			47	833	○	●	**M254420**	**M254425**
					●	●	**M254410**	**M254415**
					●	●	**M254460**	**M254465**



67 x 67 mm

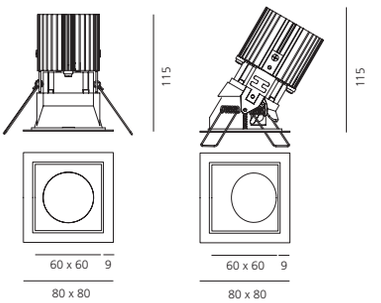

Trimless						Fixed	Adjustable
W	Weight	CCT	Beam	Flux*	Deflector	Code	Code
10 W	0,24 kg	2700 K	24	1147	○	**M327500**	**M327505**
				981	●	**M327800**	**M327805**
			27	1167	◑	**M330800**	**M330805**
		3000 K	24	1211	○	**M254600**	**M254605**
				1036	●	**M255200**	**M255205**
			27	1232	◑	**M274200**	**M274205**
		2700 K	31	1145	○	**M327600**	**M327605**
				961	●	**M327900**	**M327905**
			34	1102	◑	**M330900**	**M330905**
		3000 K	31	1208	○	**M254800**	**M254805**
				1014	●	**M255400**	**M255405**
			34	1164	◑	**M274400**	**M274405**
		2700 K	50	1088	○	**M327700**	**M327705**
			47	789	●	**M328000**	**M328005**
			50	940	◑	**M331000**	**M331005**
		3000 K	50	1148	○	**M255000**	**M255005**
			47	833	●	**M255600**	**M255605**
			50	993	◑	**M274600**	**M274605**



67 x 67 mm

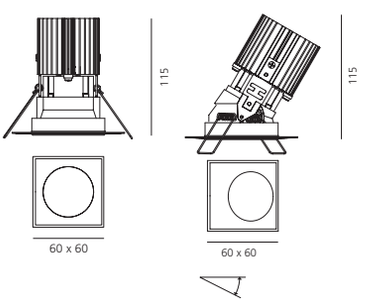

Driver		Vac	L_{mm}	W_{mm}	H_{mm}			Code
cc 22W	125-500mA	220-240	108	38	25	1max	Undimmable	**DV1037**
cc 25W	200-900mA	220-240	164	38	25	1max	DALI PUSH	**DV1003**
cc 27W	200-900mA	220-240	156	52	26	1max	DALI2 PUSH/1-10V/0-10	**M077401**

12WOL Hotel, Milan, Italy, Ph. Manzoni





Audi, Canterbury, UK, Ph. Amphytype

EVERYTHING 105 TRIM

Black White Silver Black Polished metal

Trim Deflector

Driver 300mA SELV supplied separately.
Vf=33V reported values are subject to a tolerance +/-10%.
*Flux refers to Fixed version.

MacAdam 3SDCM
Life L70 (9K) 50000h
CRI=90

▼ **IP**20 / ▲ **IP**44
850°
30° 360°

Round							Fixed	Adjustable
W	Weight	CCT	Beam	Flux*	Trim	Deflector	Code	Code
10 W	0,30 kg	2700 K	24°	936 lm	○	●	**M328120**	**M328125**
					●	●	**M328160**	**M328165**
					●	●	**M328140**	**M328145**
			25°	1125 lm	○	◐	**M328420**	**M328425**
					●	◐	**M328460**	**M328465**
					●	◐	**M328440**	**M328445**
		3000 K	24°	988 lm	○	●	**M255820**	**M255825**
					●	●	**M255860**	**M255865**
					●	●	**M255840**	**M255845**
			25°	1187 lm	○	◐	**M256420**	**M256425**
					●	◐	**M256460**	**M256465**
					●	◐	**M256440**	**M256445**
		2700 K	31°	922 lm	○	●	**M328220**	**M328225**
					●	●	**M328260**	**M328265**
					●	●	**M328240**	**M328245**
			36°	954 lm	○	◐	**M328520**	**M328525**
					●	◐	**M328560**	**M328565**
					●	◐	**M328540**	**M328545**
		3000 K	31°	974 lm	○	●	**M256020**	**M256025**
					●	●	**M256060**	**M256065**
					●	●	**M256040**	**M256045**
			36°	1007 lm	○	◐	**M256620**	**M256625**
					●	◐	**M256660**	**M256665**
					●	◐	**M256640**	**M256645**
		2700 K	48°	720 lm	○	●	**M328320**	**M328325**
					●	●	**M328360**	**M328365**
					●	●	**M328340**	**M328345**
		3000 K	48°	761 lm	○	●	**M256220**	**M256225**
					●	●	**M256260**	**M256265**
					●	●	**M256240**	**M256245**



ø 92 mm

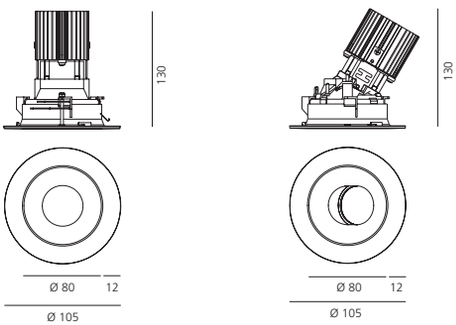

Square							Fixed	Adjustable
W	Weight	CCT	Beam	Flux*	Trim	Deflector	Code	Code
10 W	0,30 kg	2700 K	23°	921 lm	○	●	**M329320**	**M329325**
					●	●	**M329360**	**M329365**
					●	●	**M329340**	**M329345**
			25°	1127 lm	○	◐	**M329620**	**M329625**
					●	◐	**M329660**	**M329665**
					●	◐	**M329640**	**M329645**
		3000 K	23°	972 lm	○	●	**M258220**	**M258225**
					●	●	**M258260**	**M258265**
					●	●	**M258240**	**M258245**
			25°	1189 lm	○	◐	**M258820**	**M258825**
					●	◐	**M258860**	**M258865**
					●	◐	**M258840**	**M258845**
		2700 K	30°	880 lm	○	●	**M329420**	**M329425**
					●	●	**M329460**	**M329465**
					●	●	**M329440**	**M329445**
			60°	950 lm	○	◐	**M329720**	**M329725**
					●	◐	**M329760**	**M329765**
					●	◐	**M329740**	**M329745**
		3000 K	30°	929 lm	○	●	**M258420**	**M258425**
					●	●	**M258460**	**M258465**
					●	●	**M258440**	**M258445**
			60°	1002 lm	○	◐	**M259020**	**M259025**
					●	◐	**M259060**	**M259065**
					●	◐	**M259040**	**M259045**
		2700 K	45°	715 lm	○	●	**M329520**	**M329525**
					●	●	**M329560**	**M329565**
					●	●	**M329540**	**M329545**
		3000 K	45°	755 lm	○	●	**M258620**	**M258625**
					●	●	**M258660**	**M258665**
					●	●	**M258640**	**M258645**



92 x 92 mm

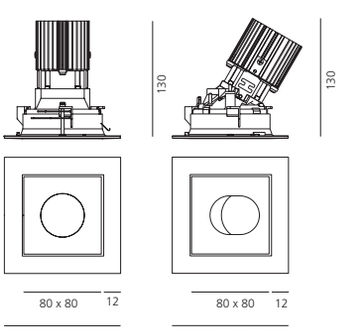

Driver		Vac	Lmm	Wmm	Hmm			Code
cc 22W	125-500mA	220-240	108	38	25	1max	Undimmable	**DV1037**
cc 25W	200-900mA	220-240	164	38	25	1max	DALI PUSH	**DV1003**
cc 27W	200-900mA	220-240	156	52	26	1max	DALI2 PUSH/1-10V/0-10	**M077401**

EVERYTHING 105 KIT TRIMLESS

Black

Polished metal

Fitting to be completed with installation frame for recessing into ceiling.

Driver 350mA SELV supplied separately.
Vf=33V reported values are subject to a tolerance +/-10%.
*Flux refers to Fixed version.

MacAdam 3SDCM
Life L7 (9K) 50000h
CRI=90

▼ **IP**20 / ▲ **IP**44

850°

30° 360°

Round optical unit: trimless

W	Weight	CCT	Beam	Flux*	Deflector	Fixed Code	Adjustable Code
10 W	0,30 kg	2700 K	24°	936 lm	●	**M328700**	**M328705**
			25°	1125	◐	**M329000**	**M329005**
		3000 K	24°	988 lm	●	**M257000**	**M257005**
			25°	1187	◐	**M257600**	**M257605**
		2700 K	31°	922 lm	●	**M328800**	**M328805**
			36°	954	◐	**M329100**	**M329105**
		3000 K	31°	974 lm	●	**M257200**	**M257205**
			36°	1007	◐	**M257800**	**M257805**
		2700 K	48°	720 lm	●	**M328900**	**M328905**
		3000 K	48°	761 lm	●	**M257400**	**M257405**



ø 92 mm

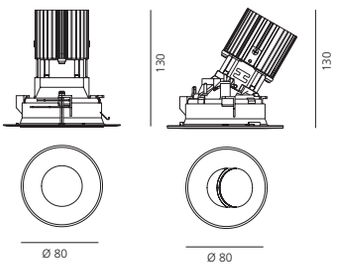

Frame



Round frame
for recessed installation

ø 92 mm

Code
M273400

Square optical unit: trimless

W	Weight	CCT	Beam	Flux*	Deflector	Fixed Code	Adjustable Code
10 W	0,30 kg	2700 K	23°	921 lm	●	**M329900**	**M329905**
			25°	1127	◐	**M330200**	**M330205**
		3000 K	23°	972 lm	●	**M259400**	**M259405**
			25°	1189	◐	**M260000**	**M260005**
		2700 K	30°	880 lm	●	**M330000**	**M330005**
			60°	950	◐	**M330300**	**M330305**
		3000 K	30°	929 lm	●	**M259600**	**M259605**
			60°	1002	◐	**M260200**	**M260205**
		2700 K	45°	715 lm	●	**M330100**	**M330105**
		3000 K	45°	755 lm	●	**M259800**	**M259805**



92 x 92 mm

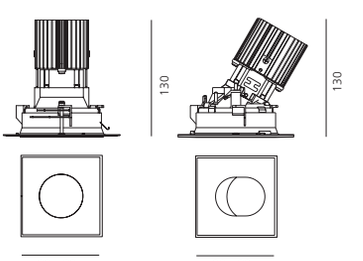

Frame



Square frame
for recessed installation

92 x 92 mm

Code
M273500

Driver		Vac	Lmm	Wmm	Hmm			Code
cc 22W	125-500mA	220-240	108	38	25	1max	Undimmable	**DV1037**
cc 25W	200-900mA	220-240	164	38	25	1max	DALI PUSH	**DV1003**
cc 27W	200-900mA	220-240	156	52	26	1max	DALI2 PUSH/1-10V/0-10	**M077401**

EVERYTHING 150 TRIM



Driver 600mA SELV supplied separately.
Vf=34V reported values are subject to a tolerance +/-10%.
*Flux refers to Fixed version.

MacAdam 3SDCM
Life L70 (9K) 50000h
CRI=90

IP20 / **IP**44
850°
30° 360°

Round							Fixed	Adjustable
W	Weight	CCT	Beam	Flux*	Trim	Deflector	Code	Code
20 W	0,30 kg	2700 K	19°	2439 lm	○	◐	**M323620**	**M323625**
					●	◐	**M323660**	**M323665**
					●	◐	**M323640**	**M323645**
		3000 K	19°	2575 lm	○	◐	**M261220**	**M261225**
					●	◐	**M261260**	**M261265**
					●	◐	**M261240**	**M261245**
		2700 K	27°	1991 lm	○	●	**M323420**	**M323425**
					●	●	**M323460**	**M323465**
					●	●	**M323440**	**M323445**
			25°	2104 lm	○	◐	**M323820**	**M323825**
					●	◐	**M323860**	**M323865**
					●	◐	**M323840**	**M323845**
		3000 K	27°	2102 lm	○	●	**M260820**	**M260825**
					●	●	**M260860**	**M260865**
					●	●	**M260840**	**M260845**
			25°	2221 lm	○	◐	**M261620**	**M261625**
					●	◐	**M261660**	**M261665**
					●	◐	**M261640**	**M261645**
		2700 K	59°	1626 lm	○	●	**M323520**	**M323525**
					●	●	**M323560**	**M323565**
					●	●	**M323540**	**M323545**
		3000 K	59°	1717 lm	○	●	**M261020**	**M261025**
					●	●	**M261060**	**M261065**
					●	●	**M261040**	**M261045**



ø 136 mm

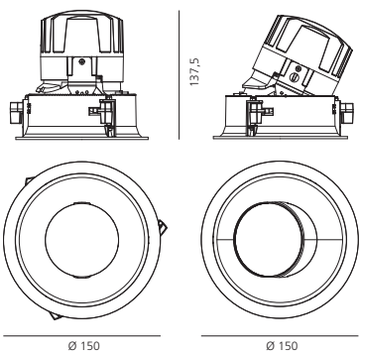

Square							Fixed	Adjustable
W	Weight	CCT	Beam	Flux*	Trim	Deflector	Code	Code
20 W	0,30 kg	2700 K	27°	2445	○	◐	**M324820**	**M324825**
					●	◐	**M324860**	**M324865**
					●	◐	**M324840**	**M324845**
		3000 K	27°	2581 lm	○	◐	**M263620**	**M263625**
					●	◐	**M263660**	**M263665**
					●	◐	**M263640**	**M263645**
		2700 K	27°	2074 lm	○	●	**M324620**	**M324625**
					●	●	**M324660**	**M324665**
					●	●	**M324640**	**M324645**
			64°	2131 lm	○	◐	**M325020**	**M325025**
					●	◐	**M325060**	**M325065**
					●	◐	**M325040**	**M325045**
		3000 K	27°	2189 lm	○	●	**M263220**	**M263225**
					●	●	**M263260**	**M263265**
					●	●	**M263240**	**M263245**
			64°	2249 lm	○	◐	**M264020**	**M264025**
					●	◐	**M264060**	**M264065**
					●	◐	**M264040**	**M264045**
		2700 K	62°	1735 lm	○	●	**M324720**	**M324725**
					●	●	**M324760**	**M324765**
					●	●	**M324740**	**M324745**
		3000 K	62°	1831 lm	○	●	**M263420**	**M263425**
					●	●	**M263460**	**M263465**
					●	●	**M263440**	**M263445**



136 x 136 mm

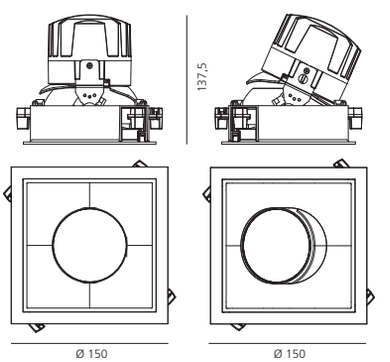

Optional control devices - BLL wireless switch



Device for switching and controlling Artemide App products.
Max N.40 inputs for external push buttons.
Mains power supply required.
To be installed inside flush mounting boxes or junction boxes.

Code
DV1054APP

Driver		Vac	Lmm	Wmm	Hmm			Code
cc 25W	200-900mA	220-240	164	38	25	1max	DALI PUSH	**DV1003**
cc 33W	250-900mA	110-127/ 220-240	103	67	21	1max	PUSH/ 1-10V/0-10	**M079300**
cc 32W	250-700mA	110-127/ 220-240	103	67	21	1max	DALI2	**M079200**
cc 32W	350-725mA	220-240	147	44	22	1max		**DV1102**

EVERYTHING 150 KIT TRIMLESS

Black

Polished metal

Fitting to be completed with installation frame for recessing into ceiling.

Driver 600mA SELV supplied separately.
Vf=34V reported values are subject to a tolerance +/-10%.
*Flux refers to Fixed version.

MacAdam 3SDCM
Life L70 (9K) 50000h
CRI=90

▼ **IP**20 / ▲ **IP**44
850°
30° 360°

Round optical unit: trimless

W	Weight	CCT	Beam	Flux*	Deflector	Fixed Code	Adjustable Code
20 W	0,30 kg	2700 K	19°	2439 lm	◐	**M324200**	**M324205**
		3000 K	19°	2575 lm	◐	**M262400**	**M262405**
		2700 K	27°	1991 lm	●	**M324000**	**M324005**
			25°	2104 lm	◐	**M324300**	**M324305**
		3000 K	27°	2102 lm	●	**M262000**	**M262005**
			25°	2221 lm	◐	**M262600**	**M262605**
		2700 K	59°	1626 lm	●	**M324100**	**M324105**
		3000 K	59°	1717 lm	●	**M262200**	**M262205**



ø 136 mm

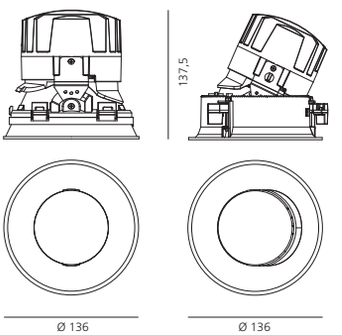

Frame



Round frame
for recessed installation

ø 136 mm

Code
M274800

Square optical unit: trimless

W	Weight	CCT	Beam	Flux*	Deflector	Fixed Code	Adjustable Code
20 W	0,30 kg	2700 K	27°	2445 lm	◐	**M325400**	**M325405**
		3000 K	27°	2581 lm	◐	**M264800**	**M264805**
		2700 K	27°	2074 lm	●	**M325200**	**M325205**
			64°	2131 lm	◐	**M325500**	**M325505**
		3000 K	27°	2189 lm	●	**M264400**	**M264405**
			64°	2249 lm	◐	**M265000**	**M265005**
		2700 K	62°	1735 lm	●	**M325300**	**M325305**
		3000 K	62°	1831 lm	●	**M264600**	**M264605**



136 x 136 mm

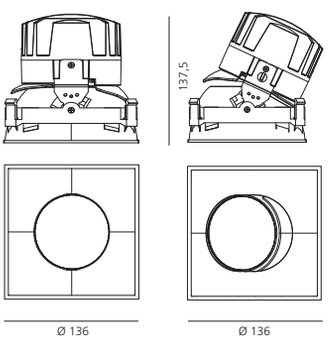

Frame



Square frame
for recessed installation

136 x 136 mm

Code
M274900

Optional control devices - BLL wireless switch



Device for switching and controlling Artemide App products.
Max N.40 inputs for external push buttons.
Mains power supply required.
To be installed inside flush mounting boxes or junction boxes.

Code
DV1054APP

Driver		Vac	L_{mm}	W_{mm}	H_{mm}			Code
cc 25W	200-900mA	220-240	164	38	25	1max	DALI PUSH	**DV1003**
cc 33W	250-900mA	110-127/ 220-240	103	67	21	1max	PUSH/ 1-10V/0-10	**M079300**
cc 32W	250-700mA	110-127/ 220-240	103	67	21	1max	DALI2	**M079200**
cc 32W	350-725mA	220-240	147	44	22	1max		**DV1102**





Vòce Aimo e Nadia, Milan, Italy, Ph. Archivio Ifi

Helgoland

Carlotta de Bevilacqua
2023

Helgoland is an efficient and perfectly controlled light principle that applies to an incremental, compact and optimised geometry, capable of casting good light into any space.

The patented technology of the refractive optics is miniaturised and developed according to an hexagonal mesh that maximises the density of the luminous flux emitted. The hexagonal geometry makes it possible to place the elements side by side without wasting space, according to the shape of a honeycomb.

This model is inspired by nature, by the intelligence of bees. The geometry enables free, linear or radial-centric growth just as in these first versions of Helgoland.



PATENT OF INVENTION: OPTICS

ARTEMIDE
APP

b d 2024
ausgesucht!
LICHT – PLATZ 1



Esarefractive lens

Maximized flux density per unit area

Scalable platform

Sustainable principles

Scale 1:2

Incremental principle

Multiple features



Four different sizes

Five colour finishes

A wide range of installation types



Installation accessories



Trimless



Trim



Magnetic fixing

12,5 mm

Light engine



SMD Remote driver



SMD Built-in driver

Collaborative Units

Helgoland has an optimised construction also with respect to the structure of the various versions. The light engine is in fact an element which can be combined through an easy magnetic fixing system with various accessories: for recessed version, with or without a frame, or ceiling installation, with or without driver, up to an adjustable arm that connects it to other systems and tracks in the collection.

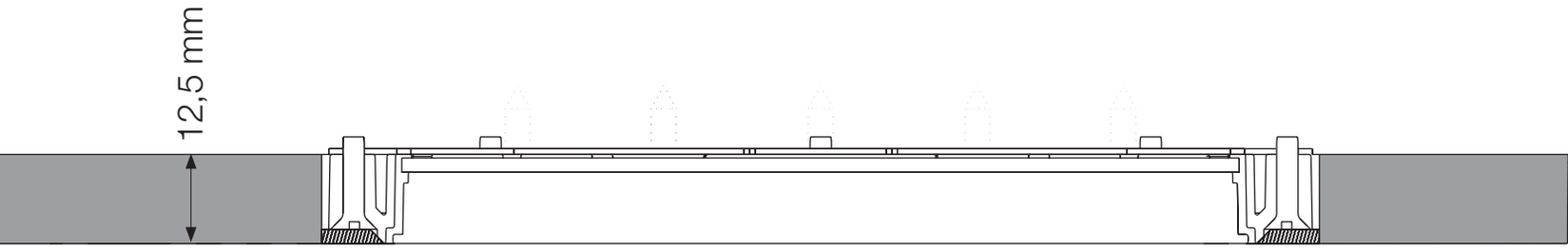

Trimless

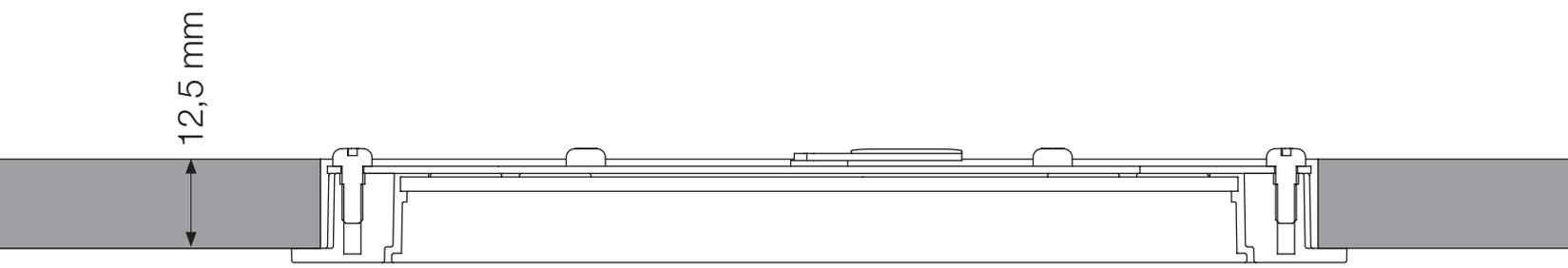

Trim

h 12,5 mm for Recessed version
The downlight can be integrated into the standard plasterboard thickness without interfering with the structural warping.

On demand for other thicknesses needed.

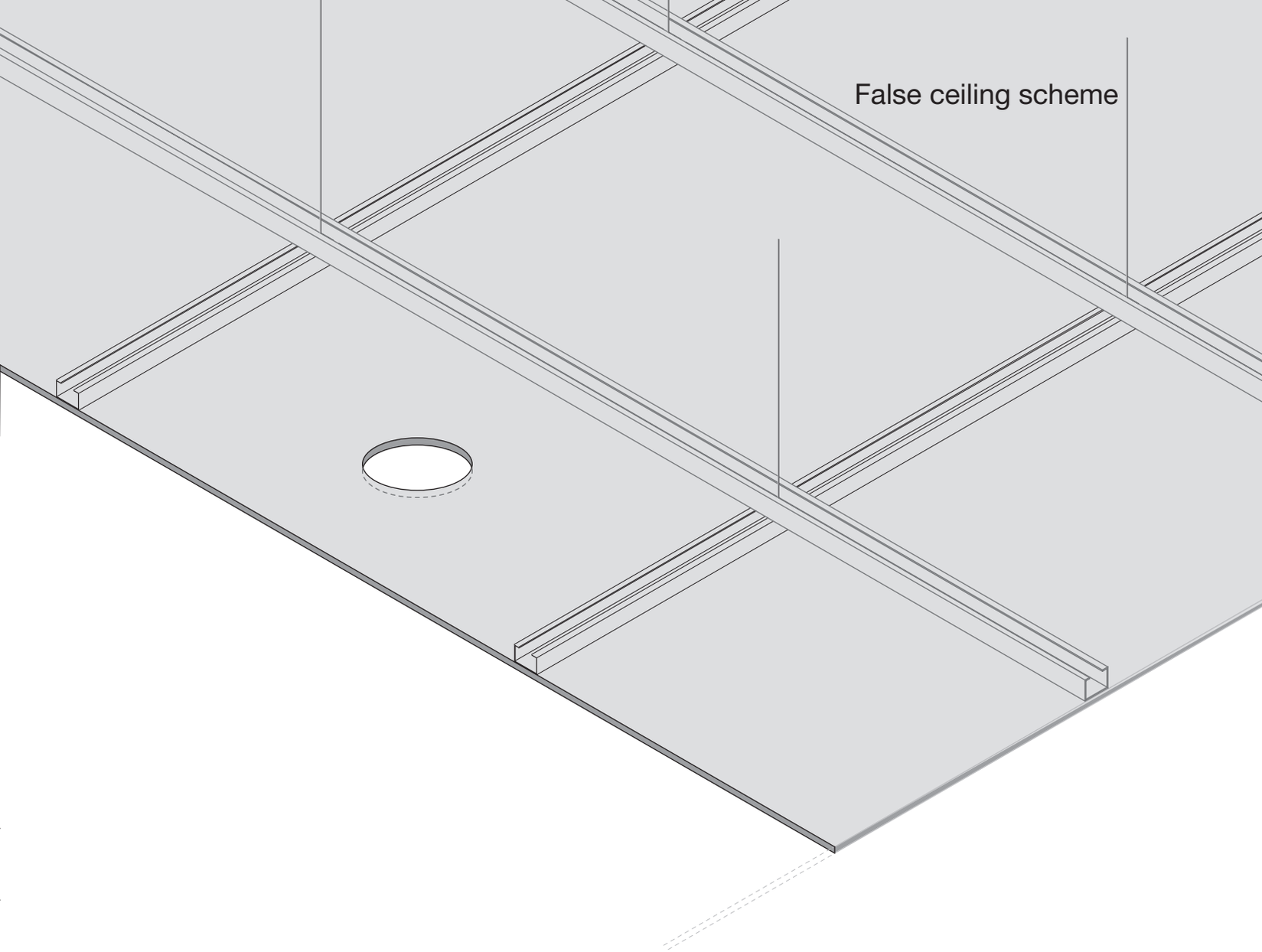

False ceiling scheme

Reduce to innovate

Thanks to its optimized structure and minimal dimensions, Helgoland recessed adapts to any environment at any time.
Furthermore, its thickness of 12,5 mm allows it to be integrated into the standard thickness of the plasterboard without interfering with the structural framework.
Affirming the spatial freedom of each project, Helgoland is the appropriate lighting solution for applications where the reduced thickness above the plasterboard ceiling represents an architectural constraint.





HELGOLAND LIGHT ENGINE

Black

04



FL 28° WF 38° XF 60°

*2700K and 3500K on request.

Light engine to be completed with accessories and drivers for different type of installations.

MacAdam 3SDCM
Life L70(17k) 102000h
CRI=90

IP20

Glow wire test 650°

Light Engine

W	Size	Weight	Supply voltage	Current	Beam	Flux	CCT*	Code
2,6W	60 mm	0,05 kg	8,5V	300 mA	FL 28°	319lm	3000K	**AX004.** 04
						319lm	4000K	**AX005.** 04
					WF 38°	377lm	3000K	**AX000.** 04
						377lm	4000K	**AX001.** 04
					XF 60°	367lm	3000K	**AX002.** 04
						367lm	4000K	**AX003.** 04
6W	90 mm	0,09 kg	17V	350 mA	FL 28°	756lm	3000K	**AX054.** 04
						756lm	4000K	**AX055.** 04
					WF 38°	893lm	3000K	**AX050.** 04
						893lm	4000K	**AX051.** 04
					XF 60°	869lm	3000K	**AX052.** 04
						869lm	4000K	**AX053.** 04
8,5W	120 mm	0,15 kg	17V	500 mA	FL 28°	1080lm	3000K	**AX104.** 04
						1080lm	4000K	**AX105.** 04
					WF 38°	1277lm	3000K	**AX100.** 04
						1277lm	4000K	**AX101.** 04
					XF 60°	1243lm	3000K	**AX102.** 04
						1243lm	4000K	**AX103.** 04
17W	160 mm	0,26 kg	34V	500 mA	FL 28°	2141lm	3000K	**AX154.** 04
						2141lm	4000K	**AX155.** 04
					WF 38°	2530lm	3000K	**AX150.** 04
						2530lm	4000K	**AX151.** 04
					XF 60°	2463lm	3000K	**AX152.** 04
						2463lm	4000K	**AX153.** 04







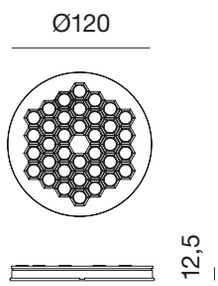



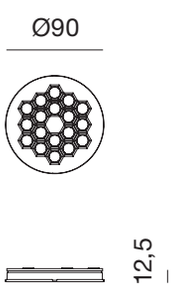



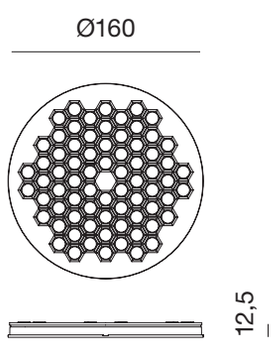



Helgoland 60



Helgoland 90



Helgoland 120



Helgoland 160

Scale 1:2

HELGOLAND RECESSED

White	Black	Cobalt blue	Copper	Silver
01	**04**	**02**	**03**	**05**

Ceiling thickness: 12,5 mm.

Light engine must be ordered separately.

IP20

Recessed

Frame		Weight	Type	Code
60mm	ø 80 mm	0,045 kg	Trimless	**AX50000**
		0,062 kg	Trim	**AX501.** 01/04/02/03/05
90mm	ø 110 mm	0,072 kg	Trimless	**AX55000**
		0,091 kg	Trim	**AX551.** 01/04/02/03/05
120mm	ø 140 mm	0,102 kg	Trimless	**AX60000**
		0,116 kg	Trim	**AX601.** 01/04/02/03/05
160mm	ø 180 mm	0,140 kg	Trimless	**AX65000**
		0,153 kg	Trim	**AX651.** 01/04/02/03/05



Trimless

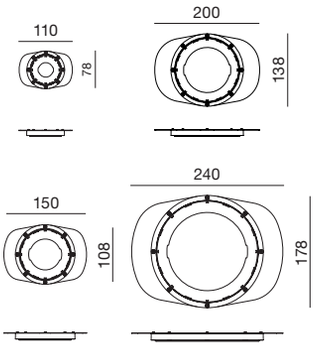



Trim

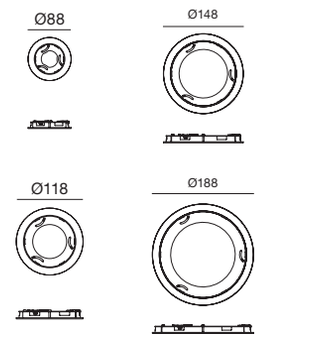

W	Driver type	Class	L_{mm}	W_{mm}	H_{mm}	Circuit Breaker 16A	Cable length*	Supply voltage	Current setting	V_f module	N.fixtures in series connection	Ceiling depth Trim	Ceiling depth Trimless	Helgoland size	Code
22W	Undimmable	⧈	146,5	42,5	22	A: 30 B: 50 C: 70 D: 100	15 m	220-240V	300 mA	8,5V	2 - 4	60**	100***	60	DV1037
									350 mA	17V	1 - 2	90	100	90	
									500 mA	17V	1 - 2	55	55	120	
									500 mA	34V	max 1	30	30	160	
25W	DALI2/0-10/PUSH[1]	⧈	111	52	22	A: 30 B: 50 C: 70 D: 100	15 m	220-240V	300 mA	8,5V	1 - 5	30**	remote	60	DV1126
									350 mA	17V	1 - 2	80	90	90	
									500 mA	17V	1 - 2	35	35	120	
									500 mA	34V	max 1	30	30	160	
22W	DALI2/PUSH[1]	⧈	146,5	42,5	22	A: 30 B: 50 C: 70 D: 100	15 m	220-240V	300 mA	8,5V	2 - 4	60**	100***	60	DV1127
38W	APP & PUSH	⧈	146,5	44	30	A: 30 B: 50 C: 70 D: 100	15 m	220-240V	300 mA	8,5V	2 - 5	60**	120***	60	DV1128APP
									350 mA	17V	1 - 2	110	120	90	DV1129APP
									500 mA	17V	1 - 2	70	70	120	DV1104APP
									500 mA	34V	max 1	35	30	160	DV1104APP

[1] For DALI2 protocol, implementation of part 251 (Luminaire data), 252 (Energy data) and 253 (Diagnostics data).

*See table related to wire sections on the instruction sheet.

**Remove the frame for driver substitution.

***See instruction sheet for installation, as alternative remote the driver.

Max number of fixtures connected in series

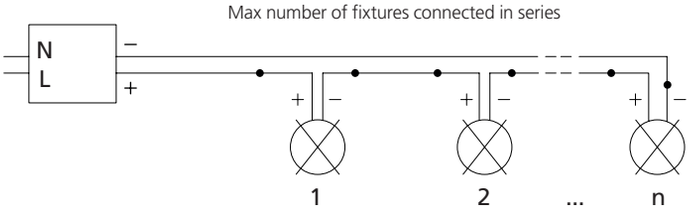

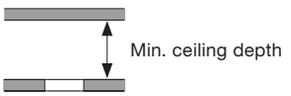

For recessed versions drivers have to be ordered separately.

Helgoland recessed

















TRIM

TRIMLESS

HELGOLAND SMD

White	Black	Cobalt blue	Copper	Silver
01	**04**	**02**	**03**	**05**

Light engine must be ordered separately.

For SMD Remote driver versions drivers have to be ordered separately and they must be remoted.

IP20

SMD Remote driver

Frame	Weight	Type	Code
64 x h25 mm	0,09 kg	Remote driver	**AX510.** 01/04/02/03/05
94 x h25 mm	0,16 kg	Remote driver	**AX560.** 01/04/02/03/05
124 x h25 mm	0,25 kg	Remote driver	**AX610.** 01/04/02/03/05
164 x h25 mm	0,40 kg	Remote driver	**AX660.** 01/04/02/03/05



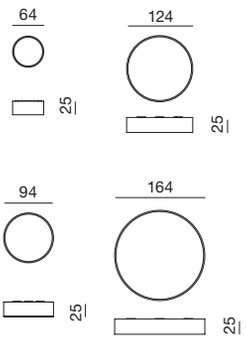

SMD Built-in driver

Frame	Weight	W	Supply voltage	Type	Undimmable Code	Dimmable DALI Code
124 x h53 mm	0,45 kg	11W	220-240V	Built-in driver	**AX616.** 01/04/02/03/05	**AX615.** 01/04/02/03/05
164 x h53 mm	0,62 kg	19W	220-240V	Built-in driver	**AX666.** 01/04/02/03/05	**AX665.** 01/04/02/03/05



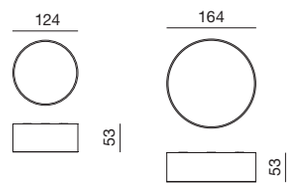

W	Driver type	Class	L_{mm}	W_{mm}	H_{mm}	Circuit Breaker 16A	Cable length*	Supply voltage	Current setting	V_f module	N.fixtures in series connection	Helgoland size	Code
22W	Undimmable	⧈	146,5	42,5	22	A: 30 B: 50 C: 70 D: 100	15 m	220-240V	300 mA	8,5V	2 - 4	60	DV1037
									350 mA	17V	1 - 2	90	
									500 mA	17V	1 - 2	120	
									500 mA	34V	max 1	160	
25W	DALI2/0-10/PUSH[1]	⧈	111	52	22	A: 30 B: 50 C: 70 D: 100	15 m	220-240V	300 mA	8,5V	1 - 5	60	DV1126
									350 mA	17V	1 - 2	90	
									500 mA	17V	1 - 2	120	
									500 mA	34V	max 1	160	
22W	DALI2/PUSH[1]	⧈	146,5	42,5	22	A: 30 B: 50 C: 70 D: 100	15 m	220-240V	300 mA	8,5V	2 - 4	60	DV1127
38W	APP & PUSH	⧈	146,5	44	30	A: 30 B: 50 C: 70 D: 100	15 m	220-240V	300 mA	8,5V	2 - 5	60	DV1128APP
									350 mA	17V	1 - 2	90	DV1129APP
									500 mA	17V	1 - 2	120	DV1104APP
									500 mA	34V	max 1	160	DV1104APP

[1] For DALI2 protocol, implementation of part 251 (Luminaire data), 252 (Energy data) and 253 (Diagnostics data).

Max number of fixtures connected in series

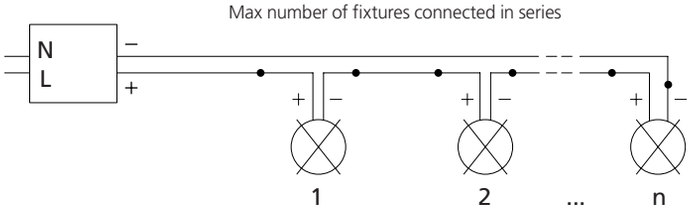

*See table related to wire sections on the instruction sheet.

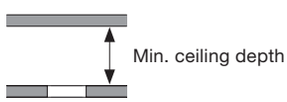



Helgoland SMD

LAMP CONCEPT





Helgoland archipelago

IP44 rated
for indoor and closed outdoor spaces



Helgoland 90 IP44
Trim frame



Helgoland 90 IP44
Trimless frame



Helgoland 120 IP44
Trimless frame



Helgoland 120 IP44
Trim frame

Scale 1:1





Higher protection

Covered outdoor spaces and indoor settings with higher level of humidity can be the ideal fit for Helgoland IP44, combining its water splashes shielding with excellent optical performances.

Water splashes shielding

Humidity resistant

IP44 external protection
Water splashes barrier

Protective shield addition
Steady optical performances

Easiness of mounting
Magnetic attachment

High efficiency
Up to 80%

Extreme glare control
UGR<19

CRI 90







12,5 mm



Protection Gasket

Silicone

Black serigraphy

Transparent shield

PMMA

HELGOLAND IP44 LIGHT ENGINE

Black

04



FL 28° WF 38° XF 60°

*2700K, 3500K and 4000K on request.

Light engine to be completed with accessories and drivers for different recessed versions.

MacAdam 3SDCM
Life L70(17k) 102000h
CRI=90

▼ **IP**20 / ▲ **IP**44

Glow wire test 650°

Light Engine

W	Size	Weight	Supply voltage	Current	Beam	Flux	CCT*	Code
6W	90 mm	0,12 kg	17V	350 mA	FL 28°	718lm	3000K	**AX929.** 04
					WF 38°	848lm	3000K	**AX921.** 04
					XF 60°	825lm	3000K	**AX925.** 04
8,5W	120 mm	0,21 kg	17V	500 mA	FL 28°	1026lm	3000K	**AX949.** 04
					WF 38°	1213lm	3000K	**AX941.** 04
					XF 60°	1180lm	3000K	**AX945.** 04



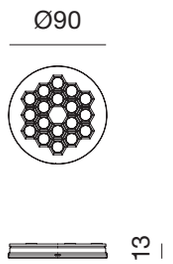



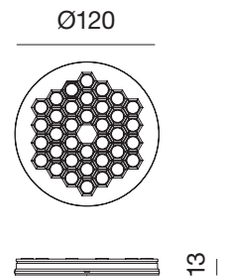

HELGOLAND IP44 ACCESSORIES

White	Black	Cobalt blue	Copper	Silver
01	**04**	**02**	**03**	**05**

Ceiling thickness: 12,5 mm.

Light engine must be ordered separately.

For recessed versions drivers have to be ordered separately.

Recessed

Frame		Weight	Type	Code
90mm	ø 110 mm	0,15 kg	Trimless	**AX57000**
		0,10 kg	Trim	**AX5710.** 01/04/02/03/05
120mm	ø 140 mm	0,20 kg	Trimless	**AX62000**
		0,15 kg	Trim	**AX6210.** 01/04/02/03/05



Trimless

Ø148

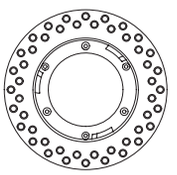



65

Ø176

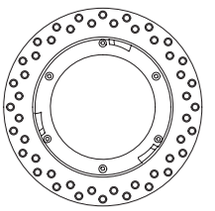

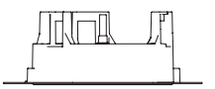

65



Trim

Ø118

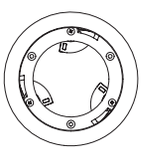

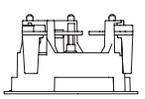

70

Ø146

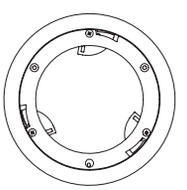

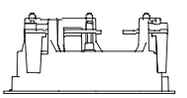

70

W	Driver type	Class	L_{mm}	W_{mm}	H_{mm}	Circuit Breaker 16A	Cable length*	Supply voltage	Current setting	V_f module	N.fixtures in series connection	Ceiling depth Trim	Ceiling depth Trimless	Helgoland size	Code
22W	Undimmable	⧈	146,5	42,5	22	A: 30 B: 50 C: 70 D: 100	15 m	220-240V	350 mA	17V	1 - 2	90	100	90	DV1037
									500 mA	17V	1 - 2	55	55	120	
25W	DALI2/0-10/PUSH[1]	⧈	111	52	22	A:30 B: 50 C: 70 D: 100	15 m	220-240V	350 mA	17V	1 - 2	80	90	90	DV1126
									500 mA	17V	1 - 2	35	35	120	
38W	APP & PUSH	⧈	146,5	44	30	A:30 B: 50 C: 70 D: 100	15 m	220-240V	350 mA	17V	1 - 2	110	120	90	DV1129APP
									500 mA	17V	1 - 2	70	70	120	DV1104APP

[1] For DALI2 protocol, implementation of part 251 (Luminaire data), 252 (Energy data) and 253 (Diagnostics data).

*See table related to wire sections on the instruction sheet.

Max number of fixtures connected in series

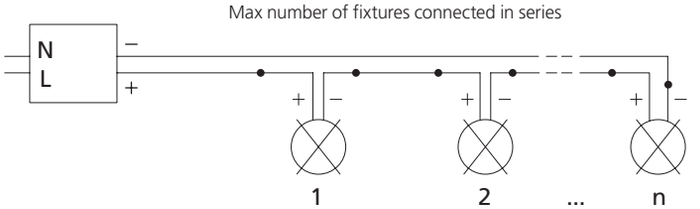

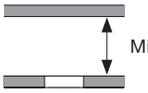





Hoy spot

Foster + Partners Industrial Design
2017

Hoy spot is a wide range of elementary shaped yet highly-performing adjustable spotlights.

It dialogues with the Hoy system, Hoy XL system and Hoy linear stand alone modules.

Hoy spot was designed in a 90 mm diameter and is now presented also in 65 mm diameter introducing a new lenses with a low glaring TIR optical technology.

In Hoy spot a simple cylinder protrudes from the surface at varying heights depending on the versions (recessed, semi-recessed, SMD, three-phase track). Its volume is divided to direct the emission into the space; the movable part encloses the source and optics required to shape four different beam angles.








Working



Senator White Bear Yard, London, UK, Ph. Amphitype

Hoy spot Ø90 reflector



○ White
● Black

Hoy spot Ø65 lens



○ White
● Black

Hoy spot lens Ø65







Low glaring TIR lens

High efficiency
85%

High efficacy
up to 122 lm/W

CRI 90

Wide range
2700K-3000K-4000K
SP 15°-FL 26° - WF 36°-XF 60°

Hoy spot Ø90 reflector typologies

SPOT RECESSED



TRIM



TRIMLESS

SPOT TRACK



SPOT SEMI-RECESSED



TRIM



TRIMLESS

SPOT SMD



Hoy spot Ø65 lens typologies

SPOT RECESSED



TRIM



TRIMLESS

SPOT TRACK



SPOT SEMI-RECESSED



TRIM



TRIMLESS

SPOT SMD



Hoy spot
is adjustable



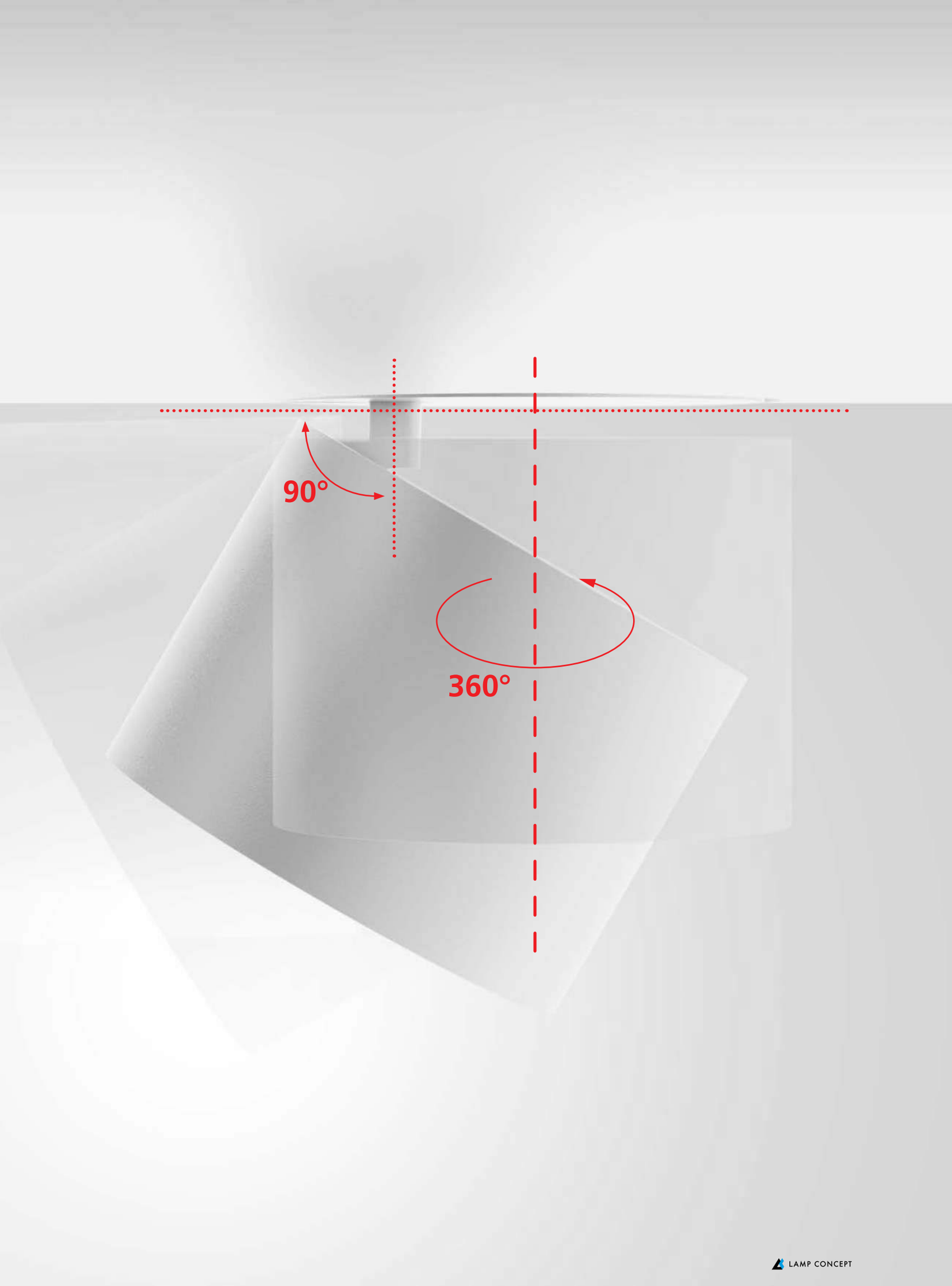
90°
360°



Hoy spot Ø65 recessed semi-recessed

HOY SPOT RECESSED / SEMI-RECESSED

White **01** Black **04**

SP FL WF XF

Driver supplied separately.

Fitting to be completed with installation frame.

MacAdam 3SDCM
Life L70 (9K) 50000h
CRI =90

IP20

SPOT LENS RECESSED

Ø 65

W	Beam	Flux	CCT	Code
12 W	SP 17°	1205 lm	2700K	**CK00000**
		1275 lm	3000K	**CK00100**
		1375 lm	4000K	**CK00200**
	FL 23°	1235 lm	2700K	**CK00300**
		1305 lm	3000K	**CK00400**
		1400 lm	4000K	**CK00500**
	WF 31°	1275 lm	2700K	**CK00600**
		1350 lm	3000K	**CK00700**
		1455 lm	4000K	**CK00800**
	XF 50°	1260 lm	2700K	**CK00900**
		1335 lm	3000K	**CK01000**
		1440 lm	4000K	**CK01100**


Trim


Trimless

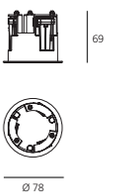

SPOT LENS SEMI-RECESSED

Ø 65

W	Beam	Flux	CCT	Code
12 W	SP 17°	1205 lm	2700K	**CK030.** 01/04
		1275 lm	3000K	**CK031.** 01/04
		1375 lm	4000K	**CK032.** 01/04
	FL 23°	1235 lm	2700K	**CK033.** 01/04
		1305 lm	3000K	**CK034.** 01/04
		1400 lm	4000K	**CK035.** 01/04
	WF 31°	1275 lm	2700K	**CK036.** 01/04
		1350 lm	3000K	**CK037.** 01/04
		1455 lm	4000K	**CK038.** 01/04
	XF 50°	1260 lm	2700K	**CK039.** 01/04
		1335 lm	3000K	**CK040.** 01/04
		1440 lm	4000K	**CK041.** 01/04


Trim


Trimless

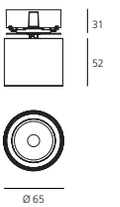

Accessories Frame



Trimless frame
Ø 115
(ceiling thickness 1/15mm)

Code
CK06000
ø 95 mm



Trim frame
Ø 78
(ceiling thickness 1/15mm)

CK061. 01/04
ø 95 mm

Accessories Spot



Accessories holder — Color ●



Lens for elliptical emission



Soft filter



Honeycomb ●

Ø 65 lens

Code
CK25000
CK25100
CK25200
CK25300

Driver	Vac	Lmm	Wmm	Hmm	
38W 350mA ⧈	220-240	146,5	44	30	APP & PUSH
22W 350mA ⧈	220-240	146,5	42,5	22	DALI2/PUSH
25W 350mA ⧈	220-240	111	52	22	DALI/0-10/PUSH
22W 350mA ⧈	220-240	146,5	42,5	22	Undimmable

Code
DV1129
DV1127
DV1126
DV1037

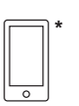
*

ARTEMIDE
APP

LAMP CONCEPT



Hoy spot Ø90 recessed semi-recessed

HOY SPOT RECESSED / SEMI-RECESSED

White **01** Black **04**

SP FL WF XF

Mirror Optic | White Optic

Driver supplied separately.

Fitting to be completed with installation frame.

MacAdam 2SDCM
Life L70 (10k) 55400h
CRI =90

IP20

SPOT REFLECTOR RECESSED

Ø 90				
W	**Beam**	**Flux**	**CCT**	Code
19 W	SP 13°	2053 lm	2700K	**BM03000**
		2053 lm	3000K	**BM03100**
		2361 lm	4000K	**BM03200**
	FL 28°	1924 lm	2700K	**BM03300**
		1924 lm	3000K	**BM03400**
		2213 lm	4000K	**BM03500**
	WF 48°	1916 lm	2700K	**BM03600**
		1915 lm	3000K	**BM03700**
		2203 lm	4000K	**BM03800**
	XF 68°	1784 lm	2700K	**BM00900**
		1784 lm	3000K	**BM01000**
		2066 lm	4000K	**BM01100**





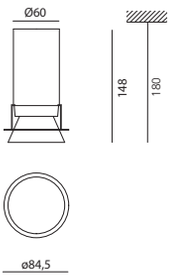

SPOT REFLECTOR SEMI-RECESSED

Ø 90				
W	**Beam**	**Flux**	**CCT**	Code
19 W	SP 13°	2053 lm	2700K	**BM000.** 01/04
		2053 lm	3000K	**BM001.** 01/04
		2361 lm	4000K	**BM002.** 01/04
	FL 24°	1924 lm	2700K	**BM003.** 01/04
		1924 lm	3000K	**BM004.** 01/04
		2213 lm	4000K	**BM005.** 01/04
	WF 48°	1916 lm	2700K	**BM006.** 01/04
		1915 lm	3000K	**BM007.** 01/04
		2203 lm	4000K	**BM008.** 01/04
	XF 68°	1784 lm	2700K	**BM020.** 01/04
		1784 lm	3000K	**BM021.** 01/04
		2066 lm	4000K	**BM022.** 01/04









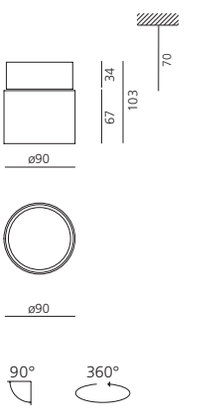

Accessories Frame

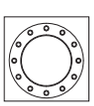

Trimless frame
Ø 134
(ceiling thickness 1/15mm)

Code
BM05000
ø 95 mm



Trim frame
Ø 105
(ceiling thickness 1/15mm)

BM051. 01/04
ø 95 mm

Accessories Spot



Accessories holder — Color ●



Lens for elliptical emission



Soft filter



Honeycomb ●

Ø 90 reflector

Code
BM25000

BM25100

BM25200

BM25300

Driver		Vac	L_{mm}	W_{mm}	H_{mm}	
23W 550mA	⧈	220-240	147	44	22	App
23W 550mA	⧈	220-240	147	44	22	Undimmable
23W 550mA	⧈	220-240	103	67	21	Dimmable DALI
23W 550mA	⧈	220-240	103	67	21	Push/1-10V Dimmable

Code
DV1062APP*
DV1030
M079200
M079300

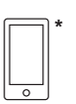

ARTEMIDE APP

LAMP CONCEPT



Hoy spot SMD

HOY SPOT SMD

White **01** Black **04**

SP FL WF XF

220/240Vac 50/60Hz
electronic ballast
included

MacAdam 3SDCM
* Life L70 (9K) 50000h
** Life L70 (10k) 55400h
CRI =90

IP20

SPOT LENS SMD

Ø 65*			
W	Beam	Flux	CCT
14 W	SP 17°	1205 lm	2700K
		1275 lm	3000K
		1375 lm	4000K
	FL 23°	1235 lm	2700K
		1305 lm	3000K
		1400 lm	4000K
	WF 31°	1275 lm	2700K
		1350 lm	3000K
		1455 lm	4000K
	XF 50°	1260 lm	2700K
		1335 lm	3000K
		1440 lm	4000K

Dimmable DALI	
Code	
CK100.	01/04
CK101.	01/04
CK102.	01/04
CK103.	01/04
CK104.	01/04
CK105.	01/04
CK106.	01/04
CK107.	01/04
CK108.	01/04
CK109.	01/04
CK110.	01/04
CK111.	01/04



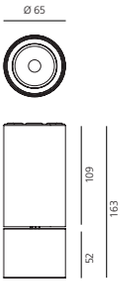

SPOT REFLECTOR SMD

Ø 90**			
W	Beam	Flux	CCT
22 W	SP 13°	2053 lm	2700K
		2053 lm	3000K
		2361 lm	4000K
	FL 24°	1924 lm	2700K
		1924 lm	3000K
		2213 lm	4000K
	WF 48°	1916 lm	2700K
		1915 lm	3000K
		2203 lm	4000K
	XF 68°	1784 lm	2700K
		1784 lm	3000K
		2066 lm	4000K

Undimmable	
Code	
BM100.	01/04
BM101.	01/04
BM102.	01/04
BM106.	01/04
BM107.	01/04
BM108.	01/04
BM112.	01/04
BM113.	01/04
BM114.	01/04
BM118.	01/04
BM119.	01/04
BM120.	01/04

Dimmable DALI	
Code	
BM103.	01/04
BM104.	01/04
BM105.	01/04
BM109.	01/04
BM110.	01/04
BM111.	01/04
BM115.	01/04
BM116.	01/04
BM117.	01/04
BM121.	01/04
BM122.	01/04
BM123.	01/04





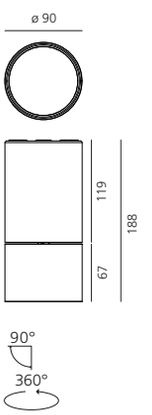

Accessories Spot		**Ø 65 lens**	**Ø 90 reflector**
	Color	Code	Code
Accessories holder	●	**CK25000**	**BM25000**
Lens for elliptical emission		**CK25100**	**BM25100**
Soft filter		**CK25200**	**BM25200**
Honeycomb	●	**CK25300**	**BM25300**

Farmacia Dolomiti, Belluno, Italy, Ph. Gregory Interior Photo





Amco Offices, Milan, Italy, Ph. Andrea Martiradonna

Hoy spot
3-phase Track



Undimmable version





Dimmable DALI version

HOY SPOT 3-PHASE TRACK

White **01** Black **04**

SP FL WF XF

220/240Vac 50/60Hz
electronic ballast
included

MacAdam 3SDCM
Life L70 (9K) 50000h
CRI =90

IP20
90°
360°

SPOT LENS 3-PHASE TRACK

Ø 65			
W	Beam	Flux	CCT
14 W	SP 17°	1205 lm	2700K
		1275 lm	3000K
		1375 lm	4000K
	FL 23°	1235 lm	2700K
		1305 lm	3000K
		1400 lm	4000K
	WF 31°	1275 lm	2700K
		1350 lm	3000K
		1455 lm	4000K
	XF 50°	1260 lm	2700K
		1335 lm	3000K
		1440 lm	4000K

Dimmable DALI	
Code	
CK200.	01/04
CK201.	01/04
CK202.	01/04
CK203.	01/04
CK204.	01/04
CK205.	01/04
CK206.	01/04
CK207.	01/04
CK208.	01/04
CK209.	01/04
CK210.	01/04
CK211.	01/04



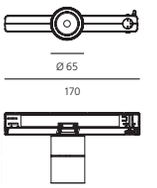

SPOT REFLECTOR 3-PHASE TRACK

Ø 90			
W	Beam	Flux	CCT
22 W	SP 13°	2053 lm	2700K
		2053 lm	3000K
		2361 lm	4000K
	FL 24°	1924 lm	2700K
		1924 lm	3000K
		2213 lm	4000K
	WF 48°	1916 lm	2700K
		1915 lm	3000K
		2203 lm	4000K
	XF 68°	1784 lm	2700K
		1784 lm	3000K
		2066 lm	4000K

Undimmable	
Code	
BM200.	01/04
BM201.	01/04
BM202.	01/04
BM209.	01/04
BM210.	01/04
BM211.	01/04
BM218.	01/04
BM219.	01/04
BM220.	01/04
BM227.	01/04
BM228.	01/04
BM229.	01/04

Dimmable DALI	
Code	
BM203.	01/04
BM204.	01/04
BM205.	01/04
BM212.	01/04
BM213.	01/04
BM214.	01/04
BM221.	01/04
BM222.	01/04
BM223.	01/04
BM230.	01/04
BM231.	01/04
BM232.	01/04



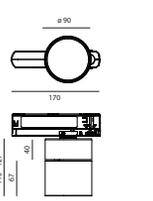



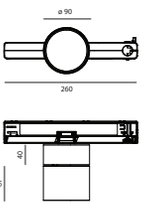

Accessories Spot		**Ø 65 lens**	**Ø 90 reflector**
	Color	Code	Code
Accessories holder	●	**CK25000**	**BM25000**
Lens for elliptical emission		**CK25100**	**BM25100**
Soft filter		**CK25200**	**BM25200**
Honeycomb	●	**CK25300**	**BM25300**





C3 Creative Code and Content, Munich, Germany, Ph. Linus Lintner



Luceri

Studio Artemide
2011





LUCERI LED TRIM



White frame

Grey frame

Black frame

Luceri Round



LUCERI LED TRIMLESS



Sharp edge trim



Rounded edge trim

Recessed fixed downlighters using high-output LEDs.

Two versions: trim (with bezel) and Trimless (recessed ceiling mounted without bezel)

Materials: bezel, white reflector and screens in polycarbonate, reflectors in vacuum-metalled polycarbonate with anti-scratch surface treatment.

Standard version IP44.
IP54 with the addition of an optional screen.

Compliant to standard EN60598-1, EN62471 and other specific standards.

Luceri trim

Complete with optic housing and trim.

Trim available in white, black or grey.

Professional mirror optic with UGR Luminance Control <19 for office spaces with computer screens.

Installation brackets for an easy, tool-free installation on false ceilings of thicknesses between 1 and 25 mm.

Optional screens in transparent polycarbonate, easy to install, opal and prismoptic diffuser, with a 90 degree turn.

Wide beam symmetrical distribution.

Luceri trimless

2 available trims:
Sharp edge
Rounded edge

2 available optic housings.

Professional mirror optic with UGR Luminance Control <19 for office spaces with computer screens.

Comfort white optics.

Optics housings and trim to be ordered separately.

Optional screens in transparent polycarbonate, easy to install, opal and prismoptic diffuser, with a 90 degree turn.

Wide beam symmetrical distribution.

LUCERI ROUND TRIMLESS

White

XF

220/240Vac 50/60Hz supplied separately.

Fitting to be completed with installation frame.

MacAdam 1SDCM
Life L80 (10K) 55000h
CRI= 90

▼ **IP**20 / ▲ **IP**44 screenless.

▼ **IP**20 / ▲ **IP**54 with screen.

COMFORT WHITE OPTICS

Fixed white

W	Weight	Beam	CCT	Driver	Flux	Code
max 54 W	1,70 kg	69°	3000 K	50 W	4420 lm	**BB00300**
				35 W	2538 lm	
			4000 K	50 W	4712 lm	**BB00400**
				35 W	2714 lm	



⌀292

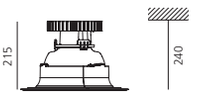

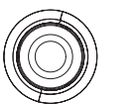

Frame (ext) Ø337
Frame (int) Ø211
Reflector (ext) Ø200

TW®
Artemide Tunable White

Tunable white

W	CRI	Weight	Beam	CCT	Flux	DALI 8 Code
17 W	=80	1,70 kg	70°	2700 K-	1559 lm	**BB00500**
				6500 K	1804 lm	

220/240Vac 50/60Hz electronic ballast included



⌀292

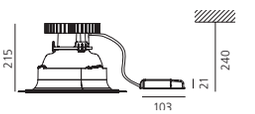

FACETED MIRROR OPTICS

Fixed white

W	Weight	Beam	CCT	Driver	Flux	Code
max 54 W	1,70 kg	72°	3000 K	50 W	4528 lm	**BB01000**
				35 W	2600 lm	
			4000 K	50 W	4828 lm	**BB01100**
				35 W	2781 lm	



⌀216
UGR <19

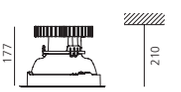



Frame (ext) Ø261
Frame (int) Ø211
Reflector (ext) Ø200

TW®
Artemide Tunable White

Tunable white

W	CRI	Weight	Beam	CCT	Flux	DALI 8 Code
16 W	=80	1,70 kg	71°	2700 K-	1583 lm	**BB01200**
				6500 K	1830 lm	

220/240Vac 50/60Hz electronic ballast included



⌀216
UGR <19

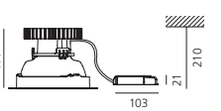

Installation frame

	Code
Sharp edge trim	**M240500**
Support with rounded edge trim	**M240600**
Accessory for ceiling installation	**M239820**

LUCERI ROUND TRIM

White **01** Black **04** Grey **05** XF

220/240Vac 50/60Hz supplied separately.

MacAdam 1SDCM
Life L80 (10K) 55000h
CRI= 90

▼ **IP**20 / ▲ **IP**44 screenless.
▼ **IP**20 / ▲ **IP**54 with screen.

FACETED MIRROR OPTICS

Fixed white

W	Weight	Beam	CCT	Driver	Flux	Code
max 54 W	1,70 kg	72°	3000 K	50 W	4528 lm	**BB020.** 01/04
				35 W	2600 lm	05
			4000 K	50 W	4828 lm	**BB021.** 01/04
				35 W	2781 lm	05



⌀230
UGR <19

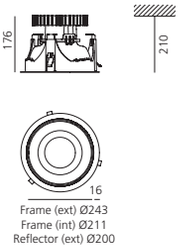

TW®
Artemide Tunable White

Tunable white

W	CRI	Weight	Beam	CCT	Flux	DALI 8 Code
17 W	=80	1,70 kg	71°	2700 K-	1583 lm	**BB022.** 01/04
				6500 K	1830 lm	05

220/240Vac 50/60Hz electronic ballast included



⌀230
UGR <19

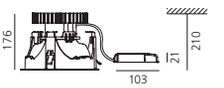

Accessories

	Code
 Transparent screen in polycarbonate	**M239200**
 Opal screen in PMMA	**M239700**
 Prismoptic screen in polycarbonate	**M239600**

With screen



Screenless



Driver		Vac	L_{mm}	W_{mm}	H_{mm}			Code
cc 50W	1400mA	220-240	165	43	30	1max	Undimmable	**DV1015**
cc 50W	1400mA	220-240	153	41	32	1max	DALI 1-10 Push	**DV1034**
cc 35W	700mA	220-240	103	67	21	1max	Undimmable	**DV1017**
cc 35W	700mA	220-240	103	67	21	1max	DALI dimmable	**M079200**
cc 35W	700mA	220-240	103	67	21	1max	1-10 Push	**M079300**

Banca di Caraglio - Credito Cooperativo Caraglio (CN) - Italy
Arch: Studio Kuadra, Photo:Federico Villa



Centro Studi dello Studentato Universitario di Trento, Trento (Italy)
Studio Palerm & Tabares de Nava S.L. Arquitectos, Photo: Federico Villa



Luceri LED trim



White frame

Grey frame

Black frame

Luceri
Kadro



Luceri LED trimless



Sharp edge trim



Rounded edge trim

Recessed fixed downlighters using high-output LEDs.

Two versions: trim (with bezel) and Trimless (recessed ceiling mounted without bezel)

Materials: bezel, white reflector and screens in polycarbonate, reflectors in vacuum-metalled polycarbonate with anti-scratch surface treatment.

Standard version IP44.
IP54 with the addition of an optional screen.

Compliant to standard EN60598-1, EN62471 and other specific standards.

Luceri trim

Complete with optic housing and trim.

Trim available in white, black or grey.

Professional mirror optic with UGR Luminance Control <19 for office spaces with computer screens.

Installation brackets for an easy, tool-free installation on false ceilings of thicknesses between 1 and 25 mm.

Optional screens in transparent polycarbonate, easy to install, opal and prismoptic diffuser, with a 90 degree turn.

Wide beam symmetrical distribution.

Luceri trimless

2 available trims:
Sharp edge
Rounded edge

2 available optic housings.

Professional mirror optic with UGR Luminance Control <19 for office spaces with computer screens.

Comfort white optics.

Optics housings and trim to be ordered separately.

Optional screens in transparent polycarbonate, easy to install, opal and prismoptic diffuser, with a 90 degree turn.

Wide beam symmetrical distribution.

LUCERI KADRO TRIMLESS

White

XF

220/240Vac 50/60Hz supplied separately.

Fitting to be completed with installation frame.

MacAdam 1SDCM
Life L80 (10K) 55000h
CRI= 90

▼ **IP**20 / ▲ **IP**44 screenless.

▼ **IP**20 / ▲ **IP**54 with screen.

COMFORT WHITE OPTICS

Fixed white

W	Weight	Beam	CCT	Driver	Flux	Code
max 54 W	1,70 kg	69°	3000 K	50 W	3969 lm	**BB10300**
				35 W	2279 lm	
			4000 K	50 W	4232 lm	**BB10400**
				35 W	2438 lm	



275x275 mm

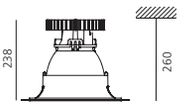

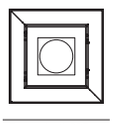

Frame (ext) 237
Frame (int) 188
Reflector (ext) 177

TW®
Artemide Tunable White

Tunable white

W	CRI	Weight	Beam	CCT	Flux	DALI 8 Code
17 W	=80	1,70 kg	60°	2700 K-	1381 lm	**BB10500**
				6500 K	1596 lm	

220/240Vac 50/60Hz electronic ballast included



275x275 mm

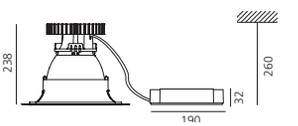

FACETED MIRROR OPTICS

Fixed white

W	Weight	Beam	CCT	Driver	Flux	Code
max 54 W	1,70 kg	72°	3000 K	50 W	4388 lm	**BB11000**
				35 W	2520 lm	
			4000 K	50 W	4679 lm	**BB11100**
				35 W	2695 lm	



195x195 mm
UGR <19

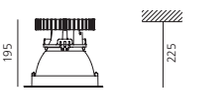



Frame (ext) 318
Frame (int) 188
Reflector (ext) 177

TW®
Artemide Tunable White

Tunable white

W	CRI	Weight	Beam	CCT	Flux	DALI 8 Code
16 W	=80	1,70 kg	56°	2700 K-	1530 lm	**BB11200**
				6500 K	1770 lm	

220/240Vac 50/60Hz electronic ballast included



195x195 mm
UGR <19

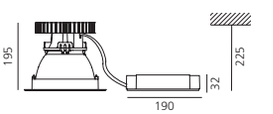

Installation frame

	Code
Sharp edge trim	**M240700**
Support with rounded edge trim	**M240800**
Accessory for ceiling installation	**M239920**

LUCERI KADRO TRIM

White **01** Black **04** Grey **05** XF

220/240Vac 50/60Hz supplied separately.

MacAdam 1SDCM
Life L80 (10K) 55000h
CRI= 90

▼ **IP**20 / ▲ **IP**44 screenless.
▼ **IP**20 / ▲ **IP**54 with screen.

FACETED MIRROR OPTICS

Fixed white

W	Weight	Beam	CCT	Driver	Flux	Code
max 54 W	1,70 kg	72°	3000 K	50 W	4388 lm	**BB120.** 01/04
				35 W	2519 lm	05
			4000 K	50 W	4679 lm	**BB121.** 01/04
				35 W	2695 lm	05



203x203 mm
UGR <19

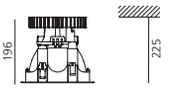

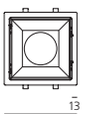

Frame (ext) 218
Frame (int) 188
Reflector (ext) 177

TW®
Artemide Tunable White

Tunable white

W	CRI	Weight	Beam	CCT	Flux	Code
17 W	=80	1,70 kg	56°	2700 K-	1530 lm	**BB122.** 01/04
				6500 K	1770 lm	05

220/240Vac 50/60Hz electronic ballast included

DALI 8



203x203 mm
UGR <19

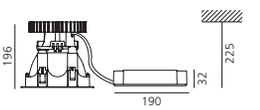

Accessories

		Code
	Transparent screen in polycarbonate	**M239300**
	Opal screen in PMMA	**M239400**
	Prismoptic screen in polycarbonate	**M239500**

With screen



Screenless



Driver	Vac	L_{mm}	W_{mm}	H_{mm}			Code
cc 50W 1400mA	220-240	165	43	30	1max	Undimmable	**DV1015**
cc 50W 1400mA	220-240	153	41	32	1max	DALI 1-10 Push	**DV1034**
cc 35W 700mA	220-240	103	67	21	1max	Undimmable	**DV1017**
cc 35W 700mA	220-240	103	67	21	1max	DALI dimmable	**M079200**
cc 35W 700mA	220-240	103	67	21	1max	1-10 Push	**M079300**



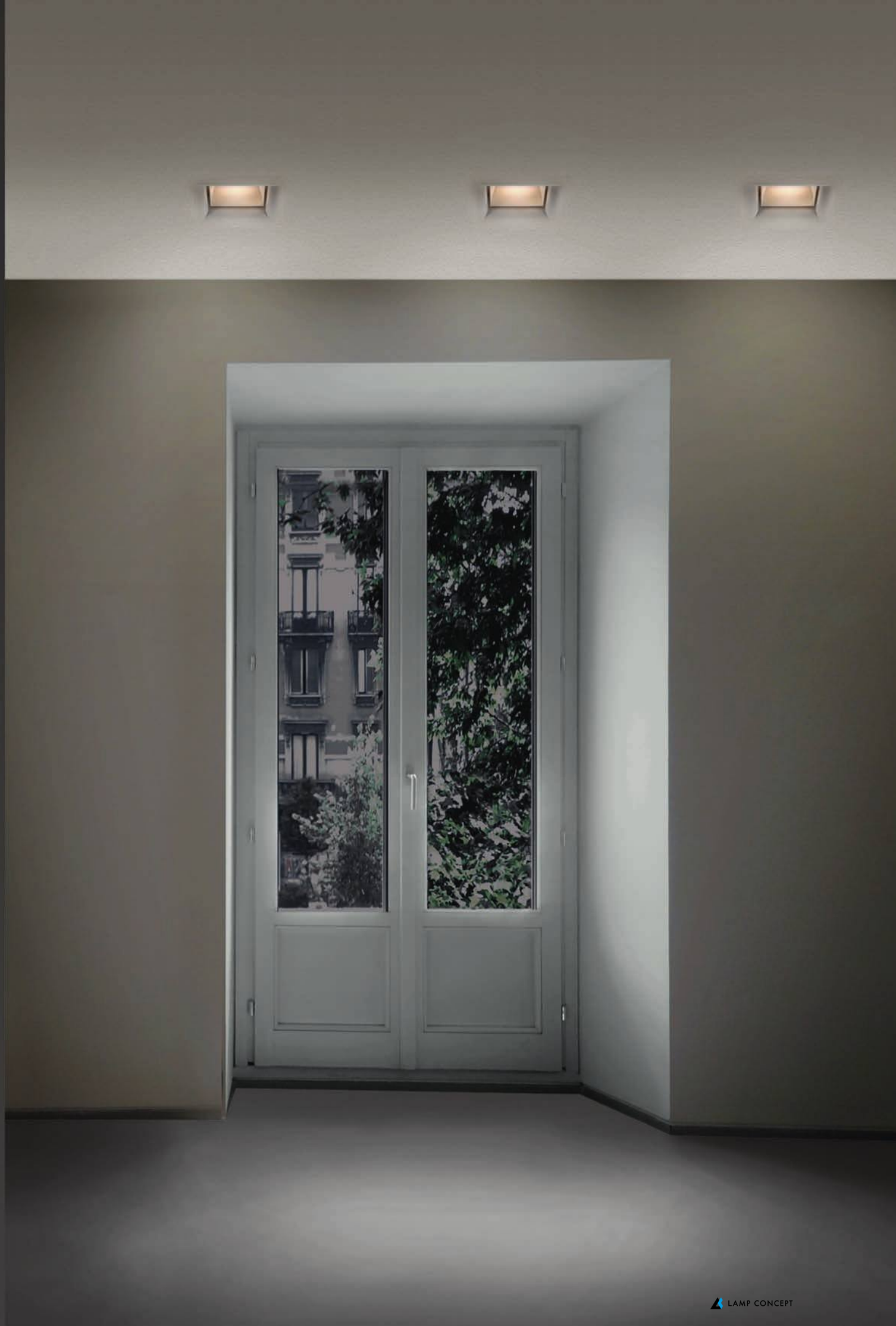



Parabola

2010



Light fixture with high-performance LED light sources.

Consists of: frame, body, lens, fixing springs.

Frame in injection mould of aluminium.

Heat sink body in extruded aluminium.

Lens in policarbonate with 3 different versions of beam.

Fixing springs in harmonic steel.

Electrical connection to the driver by means of a FEP-FEP cable and a terminal board.

Technical features of light fixtures in compliance with EN60598-1.

PARABOLA 80

White **06** | Black **04** | Silver **02** | XF

Driver 350 mA SELV supplied separately.

MacAdam 3SDCM
Life L70 (6K)> 60000h
CRI =90

IP40

Round

W	Weight	Beam	Flux	CCT	Fixed Code
12 W	0,28 kg	XF 52°	1095 lm	2700 K	**NL1906340Y0.** 06/04/02
			1145 lm	3000 K	**NL1906340K0.** 06/04/02
		XF 64°	1090 lm	2700 K	**NL1906360Y0.** 06/04/02
			1139 lm	3000 K	**NL1906360K0.** 06/04/02
		XF 76°	1130 lm	2700 K	**NL1906380Y0.** 06/04/02
			1181 lm	3000 K	**NL1906380K0.** 06/04/02



ø 68±2

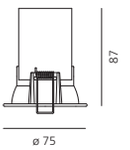

Round

W	Weight	Beam	Flux	CCT	Adjustable Code
12 W	0,28 kg	XF 52°	1095 lm	2700 K	**NL1906440Y0.** 06/04/02
			1145 lm	3000 K	**NL1906440K0.** 06/04/02
		XF 64°	1090 lm	2700 K	**NL1906460Y0.** 06/04/02
			1139 lm	3000 K	**NL1906460K0.** 06/04/02
		XF 76°	1130 lm	2700 K	**NL1906480Y0.** 06/04/02
			1181 lm	3000 K	**NL1906480K0.** 06/04/02



ø 78±2



-20° 20°

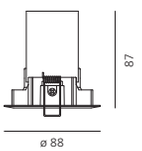

Square

W	Weight	Beam	Flux	CCT	Fixed Code
12 W	0,28 kg	XF 52°	1095 lm	2700 K	**NL1907140Y0.** 06/04/02
			1145 lm	3000 K	**NL1907140K0.** 06/04/02
		XF 64°	1090 lm	2700 K	**NL1907160Y0.** 06/04/02
			1139 lm	3000 K	**NL1907160K0.** 06/04/02
		XF 76°	1130 lm	2700 K	**NL1907180Y0.** 06/04/02
			1181 lm	3000 K	**NL1907180K0.** 06/04/02



65 x 62 ±2

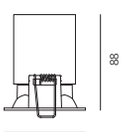

Driver	Vac	Lmm	Wmm	Hmm	n°device		Code
cc 15W 350mA	220-240	156	52	26	1 max	Undimmable	**M077500**
cc 16W 350mA	220-240	156	52	26	1 max	DALI/PUSH/0-10V dimmable	**M077401**
cc 19W 350mA	220-240	164	38	25	1 max	DALI/PUSH dimmable	**DV1003**

PARABOLA 100

White **06** | Black **04** | Silver **02**

XF

Driver 500 mA SELV supplied separately.

MacAdam 3SDCM
Life L70 (6K)> 60000h
CRI =90

IP40

Round

W	Weight	Beam	Flux	CCT	Code
17 W	0,50 kg	XF 50°	1493 lm	2700 K	**NL1907240Y0.**06/04/02
			1560 lm	3000 K	**NL1907240K0.**06/04/02
		XF 64°	1467 lm	2700 K	**NL1907260Y0.**06/04/02
			1533 lm	3000 K	**NL1907260K0.**06/04/02
		XF 76°	1477 lm	2700 K	**NL1907280Y0.**06/04/02
			1544 lm	3000 K	**NL1907280K0.**06/04/02

Fixed



ø 85±2

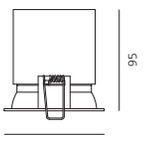

Round

W	Weight	Beam	Flux	CCT	Code
17 W	0,50 kg	XF 50°	1493 lm	2700 K	**NL1907440Y0.**06/04/02
			1560 lm	3000 K	**NL1907440K0.**06/04/02
		XF 64°	1467 lm	2700 K	**NL1907460Y0.**06/04/02
			1533 lm	3000 K	**NL1907460K0.**06/04/02
		XF 76°	1477 lm	2700 K	**NL1907480Y0.**06/04/02
			1544 lm	3000 K	**NL1907480K0.**06/04/02

Adjustable



ø 95±2



-20° 20°

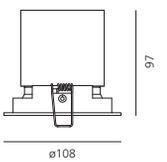

Square

W	Weight	Beam	Flux	CCT	Code
17 W	0,50 kg	XF 50°	1493 lm	2700 K	**NL1907340Y0.**06/04/02
			1560 lm	3000 K	**NL1907340K0.**06/04/02
		XF 64°	1467 lm	2700 K	**NL1907360Y0.**06/04/02
			1533 lm	3000 K	**NL1907360K0.**06/04/02
		XF 76°	1477 lm	2700 K	**NL1907380Y0.**06/04/02
			1544 lm	3000 K	**NL1907380K0.**06/04/02

Fixed



81 x 78 ±2

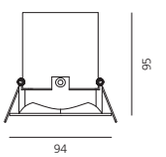

Driver	Vac	L_{mm}	W_{mm}	H_{mm}	n°device			Code
cc 20W 500mA		220-240	125	38	23	1 max	Undimmable	**M077600**
cc 25W 500mA		220-240	156	52	26	1 max	DALI/PUSH/0-10V dimmable	**M077401**
cc 25W 500mA		220-240	164	38	25	1 max	DALI/PUSH dimmable	**DV1003**

Le Roland Garros Restaurant, Paris, France





Ibis Hotel, Heilbronn, Germany



Sharp

Carlotta de Bevilacqua
2016

PATENT OF INVENTION: OPTICS



A patented high-efficiency optical system combining a polynomial optical unit with geometric screening of the beam's viewing angle.

Highly uniform lighting and full emission control.

Total absence of any lighting defects, such as spots or multiple shadows.

Recess depth 60 mm.

Suited for 1 to 25 mm ceilings.

Available in the trim, trimless and SMD versions.

ARTEMIDE
APP

Only for recessed version
(4x, 6x, 12X, 16x)





Radisson Blu Scandinavia, Oslo, Norway, Ph. Espen Gronli

Sharp
trim - trimless



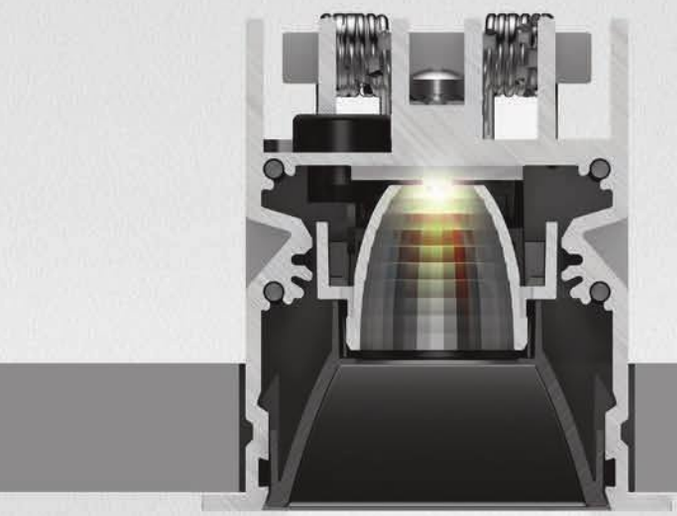

Sharp trim



Sharp trimless

Minimum distance from the wall

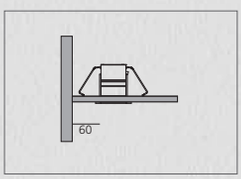

Minimum distance between the devices

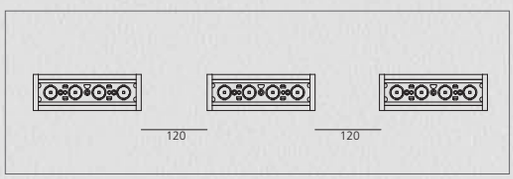

Sharp trim



Sharp trim is also WHITE and VIOLET INTEGRALIS (see pag. 872-874)

Sharp trim 4x - 8x is also UVC INTEGRALIS (see pag. 890)

Driver

	Vac	L_{mm}	W_{mm}	H_{mm}	Optic units	Min. ceiling depht ($_{mm}$)		Code
7,2 W 900mA	220-240	76	32	22	1x / 2x	80 / 60	Undimmable	**DV1001**
19,8 W 900mA	220-240	125	38	23	4x	60	Undimmable	**DV1002**
20 W 900mA	220-240	180	32	32	4x	80	DALI	**DV1008**
32 W 1000mA	220-240	129,5	42	30	8x	80	Undimmable	**DV1004**
50 W 1050mA	220-240	124	79	22	12x / 16x	80	Undimmable	**DV1005**
40 W 900mA	220-240	97	43	30	8x / 16x	80	Undimmable	**DV1006**
25 W 900mA	220-240	164	38	24,5	1x / 2x / 4x / 8x	150 / 130 / 80 / 60	DALI	**DV1003**
48 W 900mA	220-240	110	75	25,7	12x / 16x	80 / 80	DALI	**DV1007**
32 W 900mA	220-240	156	53	26	4x / 8x	90	DALI push, 0-10V, 1-10V	**M077401**
48 W 900mA	220-240	125	82	29	8x / 12x / 16x	100	DALI push, 0-10V, 1-10V	**M077401**

SHARP TRIM

White **01** | Black **04** | Silver **05**

S | F | WF

Driver 900mA SELV and louvres supplied separately.

MacAdam 2SDCM
Life L90 (17K) 103000h
CRI >90

IP20

	Watt	Beam	Flux	CCT	Code
1 optic unit	3 W	S 20°	189 lm	2700 K	**AF000.** 01/05/04
			201 lm	3000 K	**AF003.** 01/05/04
			215 lm	4000 K	**AF006.** 01/05/04
		F 36°	177 lm	2700 K	**AF001.** 01/05/04
			188 lm	3000 K	**AF004.** 01/05/04
			201 lm	4000 K	**AF007.** 01/05/04
		WF 52°	183 lm	2700 K	**AF002.** 01/05/04
			195 lm	3000 K	**AF005.** 01/05/04
			208 lm	4000 K	**AF008.** 01/05/04
2 optic units	5,5 W	S 20°	402 lm	2700 K	**AF050.** 01/05/04
			402 lm	3000 K	**AF053.** 01/05/04
			430 lm	4000 K	**AF056.** 01/05/04
		F 36°	376 lm	2700 K	**AF051.** 01/05/04
			376 lm	3000 K	**AF054.** 01/05/04
			403 lm	4000 K	**AF057.** 01/05/04
		WF 52°	389 lm	2700 K	**AF052.** 01/05/04
			389 lm	3000 K	**AF055.** 01/05/04
			417 lm	4000 K	**AF058.** 01/05/04
4 optic units	11 W	S 20°	803 lm	2700 K	**AF100.** 01/05/04
			804 lm	3000 K	**AF103.** 01/05/04
			860 lm	4000 K	**AF106.** 01/05/04
		F 36°	752 lm	2700 K	**AF101.** 01/05/04
			752 lm	3000 K	**AF104.** 01/05/04
			805 lm	4000 K	**AF107.** 01/05/04
		WF 52°	778 lm	2700 K	**AF102.** 01/05/04
			779 lm	3000 K	**AF105.** 01/05/04
			834 lm	4000 K	**AF108.** 01/05/04
8 optic units	22 W	S 20°	1606 lm	2700 K	**AF147.** 01/05/04
			1608 lm	3000 K	**AF150.** 01/05/04
			1721 lm	4000 K	**AF153.** 01/05/04
		F 36°	1503 lm	2700 K	**AF148.** 01/05/04
			1504 lm	3000 K	**AF151.** 01/05/04
			1610 lm	4000 K	**AF154.** 01/05/04
		WF 52°	1556 lm	2700 K	**AF149.** 01/05/04
			1558 lm	3000 K	**AF152.** 01/05/04
			1667 lm	4000 K	**AF155.** 01/05/04
12 optic units	33 W	S 20°	2409 lm	2700 K	**AF197.** 01/05/04
			2412 lm	3000 K	**AF200.** 01/05/04
			2581 lm	4000 K	**AF203.** 01/05/04
		F 36°	2255 lm	2700 K	**AF198.** 01/05/04
			2256 lm	3000 K	**AF201.** 01/05/04
			2415 lm	4000 K	**AF204.** 01/05/04
		WF 52°	2335 lm	2700 K	**AF199.** 01/05/04
			2337 lm	3000 K	**AF202.** 01/05/04
			2501 lm	4000 K	**AF205.** 01/05/04
16 optic units	44 W	S 20°	3213 lm	2700 K	**AF247.** 01/05/04
			3215 lm	3000 K	**AF250.** 01/05/04
			3442 lm	4000 K	**AF253.** 01/05/04
		F 36°	3006 lm	2700 K	**AF248.** 01/05/04
			3009 lm	3000 K	**AF251.** 01/05/04
			3220 lm	4000 K	**AF254.** 01/05/04
		WF 52°	3113 lm	2700 K	**AF249.** 01/05/04
			3116 lm	3000 K	**AF252.** 01/05/04
			3335 lm	4000 K	**AF255.** 01/05/04



Louvres



	Code
1X	**AF950.** 01/04
2X	**AF951.** 01/04
4X	**AF952.** 01/04

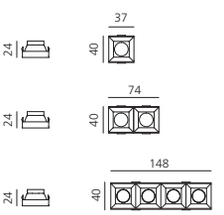

Accessories



Sharping wall grazer lens Kit (4pcs)
26°x70° elliptical lenses kit. It has to be used on top of S 20° reflectors to get an elliptical beam (greater axis along the module length). It contains 4 lenses.

Code
AF06000

Sharp trimless



SHARP TRIMLESS

S F WF



Driver 900mA SELV and louvres supplied separately.

MacAdam 2SDCM
Life L90 (17K) 103000h
CRI >90

IP20

	Watt	Beam	Flux	CCT	Code
1 optic unit	3 W	S 20°	189 lm	2700 K	**AF50000**
			201 lm	3000 K	**AF50300**
			215 lm	4000 K	**AF50600**
		F 36°	177 lm	2700 K	**AF50100**
			188 lm	3000 K	**AF50400**
			201 lm	4000 K	**AF50700**
		WF 52°	183 lm	2700 K	**AF50200**
			195 lm	3000 K	**AF50500**
			208 lm	4000 K	**AF50800**
2 optic units	5,5 W	S 20°	402 lm	2700 K	**AF55000**
			402 lm	3000 K	**AF55300**
			430 lm	4000 K	**AF55600**
		F 36°	376 lm	2700 K	**AF55100**
			376 lm	3000 K	**AF55400**
			403 lm	4000 K	**AF55700**
		WF 52°	389 lm	2700 K	**AF55200**
			389 lm	3000 K	**AF55500**
			417 lm	4000 K	**AF55800**
4 optic units	11 W	S 20°	803 lm	2700 K	**AF60000**
			804 lm	3000 K	**AF60300**
			860 lm	4000 K	**AF60600**
		F 36°	752 lm	2700 K	**AF60100**
			752 lm	3000 K	**AF60400**
			805 lm	4000 K	**AF60700**
		WF 52°	778 lm	2700 K	**AF60200**
			779 lm	3000 K	**AF60500**
			834 lm	4000 K	**AF60800**
8 optic units	22 W	S 20°	1606 lm	2700 K	**AF64700**
			1608 lm	3000 K	**AF65000**
			1721 lm	4000 K	**AF65300**
		F 36°	1503 lm	2700 K	**AF64800**
			1504 lm	3000 K	**AF65100**
			1610 lm	4000 K	**AF65400**
		WF 52°	1556 lm	2700 K	**AF64900**
			1558 lm	3000 K	**AF65200**
			1667 lm	4000 K	**AF65500**
12 optic units	33 W	S 20°	2409 lm	2700 K	**AF69700**
			2412 lm	3000 K	**AF70000**
			2581 lm	4000 K	**AF70300**
		F 36°	2255 lm	2700 K	**AF69800**
			2256 lm	3000 K	**AF70100**
			2415 lm	4000 K	**AF70400**
		WF 52°	2335 lm	2700 K	**AF69900**
			2337 lm	3000 K	**AF70200**
			2501 lm	4000 K	**AF70500**
16 optic units	44 W	S 20°	3213 lm	2700 K	**AF74700**
			3215 lm	3000 K	**AF75000**
			3442 lm	4000 K	**AF75300**
		F 36°	3006 lm	2700 K	**AF74800**
			3009 lm	3000 K	**AF75100**
			3220 lm	4000 K	**AF75400**
		WF 52°	3113 lm	2700 K	**AF74900**
			3316 lm	3000 K	**AF75200**
			3335 lm	4000 K	**AF75500**

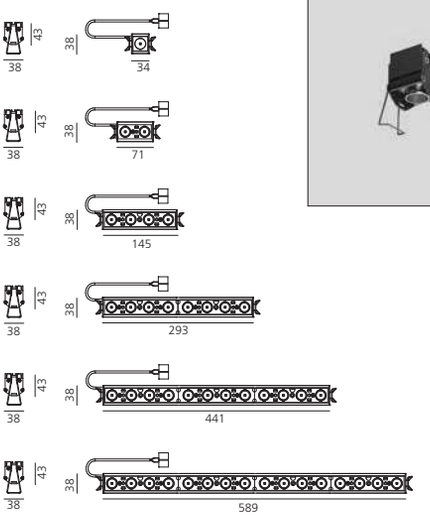



Sharp trimless is also WHITE and VIOLET INTEGRALIS (see pag. 872-874)
Sharp trimless 4x - 8x is also UVC INTEGRALIS (see pag. 890)

SHARP TRIMLESS

White Black




01 **04**

Driver 900mA SELV and louvres supplied separately.

Frame for recessed installation




	Code
1X	**AF90000**
2X	**AF90100**
4X	**AF90200**
8X	**AF90300**
12X	**AF90400**
16X	**AF90500**

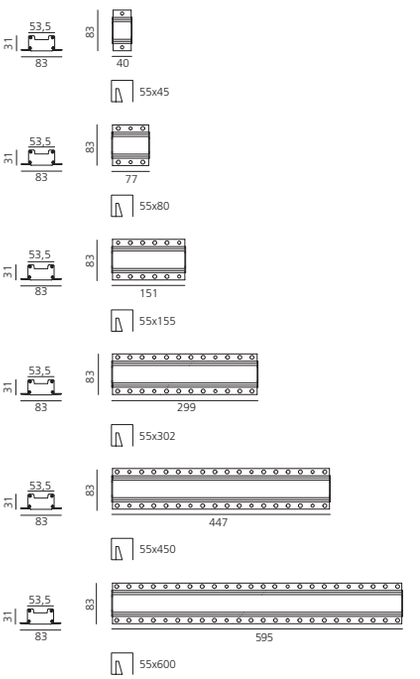

Louvres




	Code
1X	**AF950.** 01/04
2X	**AF951.** 01/04
4X	**AF952.** 01/04

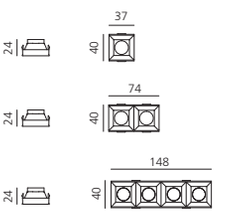

Accessories



Sharping wall grazer lens Kit (4pcs)
26°x70° elliptical lenses kit. It has to be used on top of S 20° reflectors to get an elliptical beam (greater axis along the module length). It contains 4 lenses.

Code
AF06000

Driver

	Vac	Lmm	Wmm	Hmm	Optic units	Min. ceiling depht (mm)		Code
7,2 W 900mA	220-240	76	32	22	1x / 2x	80 / 60	Undimmable	**DV1001**
19,8 W 900mA	220-240	125	38	23	4x	60	Undimmable	**DV1002**
20 W 900mA	220-240	180	32	32	4x	80	DALI	**DV1008**
32 W 1000mA	220-240	129,5	42	30	8x	80	Undimmable	**DV1004**
50 W 1050mA	220-240	124	79	22	12x / 16x	80	Undimmable	**DV1005**
40 W 900mA	220-240	97	43	30	8x / 16x	80	Undimmable	**DV1006**
25 W 900mA	220-240	164	38	24,5	1x / 2x / 4x / 8x	150 / 130 / 80 / 60	DALI	**DV1003**
48 W 900mA	220-240	110	75	25,7	12x / 16x	80 / 80	DALI	**DV1007**
32 W 900mA	220-240	156	53	26	4x / 8x	90	DALI push, 0-10V, 1-10V	**M077401**
48 W 900mA	220-240	125	82	29	8x / 12x / 16x	100	DALI push, 0-10V, 1-10V	**M077401**



Geneva International Motorshow - Bugatti, Switzerland, Project by Braunwagner GmbH, RGB GmbH, Ph. Andreas Keller

Sharp wall washer

SHARP TRIM WALL WASHER



White
White

01



Silver
Black

05



White
Black

54



Black
Black

04

SHARP TRIMLESS WALL WASHER



White
White

01



Black
Black

04

SHARP TRIM - TRIMLESS WALL WASHER

White White **01** | Black Black **04** | Silver Black **05** | White Black **54**

Driver 900mA SELV a supplied separately.
Louvres included.

MacAdam 2SDCM
Life L90 (17K) 103000h
CRI >90

IP20

TRIM

	W	Flux*	CCT	Code
1 optic unit	12 W	673 lm	2700 K	**AF109.** 01/04/05/54
		707 lm	3000 K	**AF110.** 01/04/05/54
		757 lm	4000 K	**AF111.** 01/04/05/54
2 optic units	22 W	1345 lm	2700 K	**AF156.** 01/04/05/54
		1415 lm	3000 K	**AF157.** 01/04/05/54
		1514 lm	4000 K	**AF158.** 01/04/05/54
3 optic units	33 W	2018 lm	2700 K	**AF206.** 01/04/05/54
		2122 lm	3000 K	**AF207.** 01/04/05/54
		2271 lm	4000 K	**AF208.** 01/04/05/54
4 optic units	44 W	2691 lm	2700 K	**AF256.** 01/04/05/54
		2830 lm	3000 K	**AF257.** 01/04/05/54
		3028 lm	4000 K	**AF258.** 01/04/05/54

* white/white version

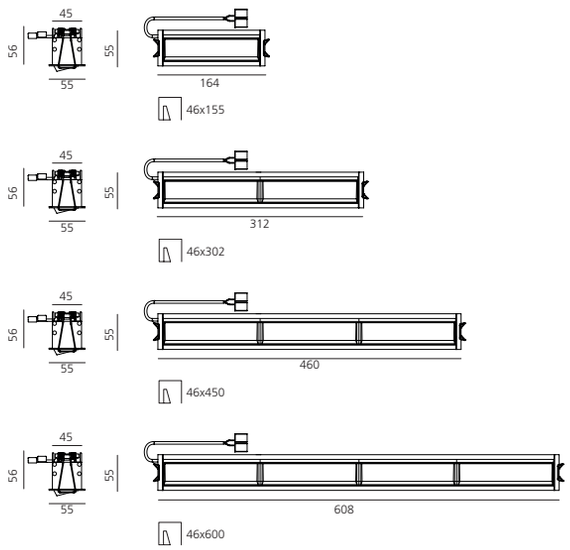

TRIMLESS

	W	Flux*	CCT	Code
1 optic unit	11 W	673 lm	2700 K	**AF609.** 01/04
		707 lm	3000 K	**AF610.** 01/04
		757 lm	4000 K	**AF611.** 01/04
2 optic units	22 W	1345 lm	2700 K	**AF656.** 01/04
		1415 lm	3000 K	**AF657.** 01/04
		1514 lm	4000 K	**AF658.** 01/04
3 optic units	33 W	2018 lm	2700 K	**AF706.** 01/04
		2122 lm	3000 K	**AF707.** 01/04
		2271 lm	4000 K	**AF708.** 01/04
4 optic units	44 W	2691 lm	2700 K	**AF756.** 01/04
		2830 lm	3000 K	**AF757.** 01/04
		3028 lm	4000 K	**AF758.** 01/04

* white/white version

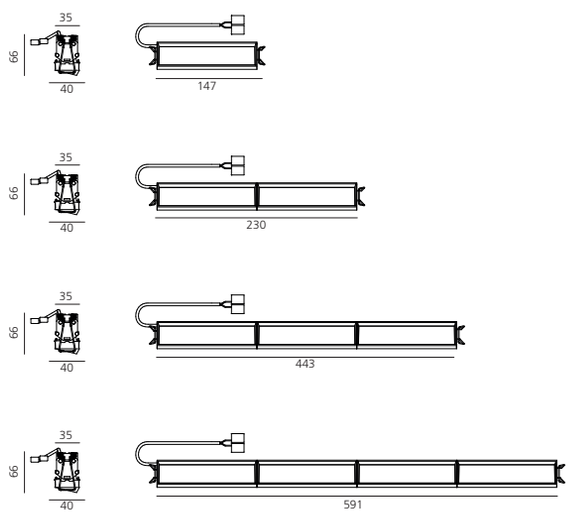

Frame for recessed installation



	Code
1X	**AF902**00
2X	**AF903**00
3X	**AF904**00
4X	**AF905**00

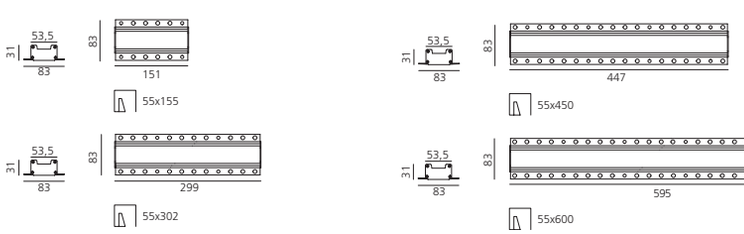

Driver	Vac	Lmm	Wmm	Hmm	Optic units	Min. ceiling depht (mm)		Code
19,8 W 900mA	220-240	125	38	23	1x	60	Undimmable	**DV1002**
20 W 900mA	220-240	180	32	32	1x	80	DALI	**DV1008**
32 W 1000mA	220-240	129,5	42	30	2x	80	Undimmable	**DV1004**
50 W 1050mA	220-240	124	79	22	3x / 4x	80	Undimmable	**DV1005**
40 W 900mA	220-240	97	43	30	2x / 4x	80	Undimmable	**DV1006**
25 W 900mA	220-240	164	38	24,5	1x / 2x	80 / 60	DALI	**DV1003**
48 W 900mA	220-240	110	75	25,7	3x / 4x	80 / 80	DALI	**DV1007**
32 W 900mA	220-240	156	53	26	1x / 2x	90	DALI push, 0-10V, 1-10V	**M077401**
48 W 900mA	220-240	125	82	29	8x / 12x / 16x	100	DALI push, 0-10V, 1-10V	**M077401**

Sharp
SMD







Atelier Cazzaro Costruzioni, Trebaseleghe (PD), Italy, Project by Gianmarco Cazzaro, Ph. Federico Villa



Sharp SMD
1x - 2x - 4x



SHARP SMD

White **01** | Black **04** | Silver **05**

S | F | WF

Driver 24Vdc Selv and louvres supplied separately.

MacAdam 2SDCM
Life L90 (17K) 103000h
CRI >90

IP20

	Watt	Beam	Flux	CCT	Code
1 optic unit	3,5 W	S 20°	189 lm	2700 K	**AF310.** 01/04/05
			201 lm	3000 K	**AF313.** 01/04/05
			215 lm	4000 K	**AF316.** 01/04/05
		F 36°	177 lm	2700 K	**AF311.** 01/04/05
			188 lm	3000 K	**AF314.** 01/04/05
			201 lm	4000 K	**AF317.** 01/04/05
		WF 52°	183 lm	2700 K	**AF312.** 01/04/05
			195 lm	3000 K	**AF315.** 01/04/05
			208 lm	4000 K	**AF318.** 01/04/05
2 optic units	6,5 W	S 20°	402 lm	2700 K	**AF360.** 01/04/05
			402 lm	3000 K	**AF363.** 01/04/05
			430 lm	4000 K	**AF366.** 01/04/05
		F 36°	376 lm	2700 K	**AF361.** 01/04/05
			376 lm	3000 K	**AF364.** 01/04/05
			403 lm	4000 K	**AF367.** 01/04/05
		WF 52°	389 lm	2700 K	**AF362.** 01/04/05
			389 lm	3000 K	**AF365.** 01/04/05
			417 lm	4000 K	**AF368.** 01/04/05
4 optic units	12 W	S 20°	803 lm	2700 K	**AF410.** 01/04/05
			804 lm	3000 K	**AF413.** 01/04/05
			860 lm	4000 K	**AF416.** 01/04/05
		F 36°	752 lm	2700 K	**AF411.** 01/04/05
			752 lm	3000 K	**AF414.** 01/04/05
			805 lm	4000 K	**AF417.** 01/04/05
		WF 52°	778 lm	2700 K	**AF412.** 01/04/05
			779 lm	3000 K	**AF415.** 01/04/05
			834 lm	4000 K	**AF418.** 01/04/05



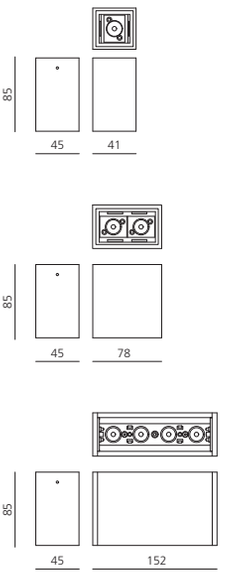

Louvres



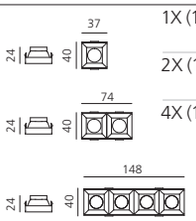

	Code
1X (1 pc)	**AF950.** 01/04
2X (1 pc)	**AF951.** 01/04
4X (1 pc)	**AF952.** 01/04

Accessories



Sharping wall grazer lens Kit (4pcs)
26°x70° elliptical lenses kit. It has to be used on top of S 20° reflectors to get an elliptical beam (greater axis along the module length). It contains 4 lenses.

Code
AF06000

Driver	W	Vin (V)	Vout (V)	L mm	W mm	H mm	W max	Min Wire section mm2	Max wire lenght m	n°device 1x 3,5W	2x 6,3W	4x 11,6W	Dimming DALI	1-10V 0-10V potentiom.	PUSH	Code
CV Selv	30	220-240 Vac	24Vdc	153	41	32	25	1.5	30	7	4	2	no	no	no	**DV1032**
CV Selv	75	220-240 Vac	24Vdc	180	52	30	63	1.5	30	18	10	5	no	no	no	**DV1009**
CV Selv	120	220-240 Vac	24Vdc	300	40	30	102	1.5	30	29	16	8	no	no	no	**DV1033**
Dimmer	NA	24Vdc	24Vdc PWM	80	54	24	max 100	1.5	30	see above			yes	yes	yes	**DV1048**

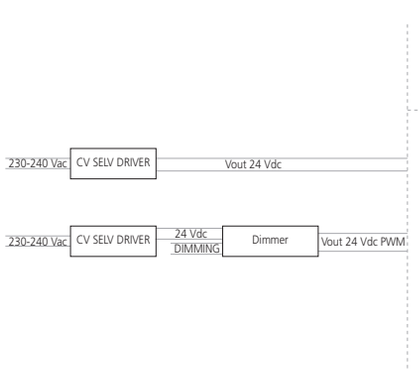

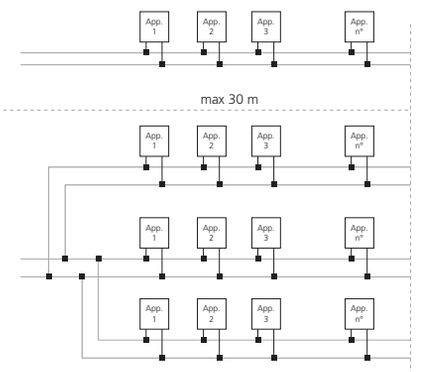

appliances number: see table

Sharp SMD
8x - 12x - 16x



SHARP SMD

White **01** Black **04** Silver **05**

S F WF

MacAdam 2SDCM
Life L90 (17K) 103000h
CRI >90

IP20

	Watt	Beam	Flux	CCT	Undimmable Code	Dimmable DALI Code
8 optic units	24 W	S 20°	1606 lm	2700 K	**AF457.** 01/04/05	**AF476.** 01/04/05
			1608 lm	3000 K	**AF460.** 01/04/05	**AF470.** 01/04/05
			1721 lm	4000 K	**AF463.** 01/04/05	**AF473.** 01/04/05
		F 36°	1503 lm	2700 K	**AF458.** 01/04/05	**AF477.** 01/04/05
			1504 lm	3000 K	**AF461.** 01/04/05	**AF471.** 01/04/05
			1610 lm	4000 K	**AF464.** 01/04/05	**AF474.** 01/04/05
		WF 52°	1556 lm	2700 K	**AF459** 01/04/05	**AF478.** 01/04/05
			1558 lm	3000 K	**AF462.** 01/04/05	**AF472.** 01/04/05
			1667 lm	4000 K	**AF465.** 01/04/05	**AF475.** 01/04/05
12 optic units	37 W	S 20°	2409 lm	2700 K	**AF807.** 01/04/05	**AF826.** 01/04/05
			2412 lm	3000 K	**AF810.** 01/04/05	**AF820.** 01/04/05
			2581 lm	4000 K	**AF813.** 01/04/05	**AF823.** 01/04/05
		F 36°	2255 lm	2700 K	**AF808.** 01/04/05	**AF827.** 01/04/05
			2256 lm	3000 K	**AF811.** 01/04/05	**AF821.** 01/04/05
			2415 lm	4000 K	**AF814.** 01/04/05	**AF824.** 01/04/05
		WF 52°	2335 lm	2700 K	**AF809.** 01/04/05	**AF828.** 01/04/05
			2337 lm	3000 K	**AF812.** 01/04/05	**AF822.** 01/04/05
			2501 lm	4000 K	**AF815.** 01/04/05	**AF825.** 01/04/05
16 optic units	47 W	S 20°	3213 lm	2700 K	**AF857.** 01/04/05	**AF876.** 01/04/05
			3215 lm	3000 K	**AF860.** 01/04/05	**AF870.** 01/04/05
			3442 lm	4000 K	**AF863.** 01/04/05	**AF873.** 01/04/05
		F 36°	3006 lm	2700 K	**AF858.** 01/04/05	**AF877.** 01/04/05
			3009 lm	3000 K	**AF861.** 01/04/05	**AF871.** 01/04/05
			3220 lm	4000 K	**AF864.** 01/04/05	**AF874.** 01/04/05
		WF 52°	3113 lm	2700 K	**AF859.** 01/04/05	**AF878.** 01/04/05
			3116 lm	3000 K	**AF862.** 01/04/05	**AF872.** 01/04/05
			3335 lm	4000 K	**AF865.** 01/04/05	**AF875.** 01/04/05



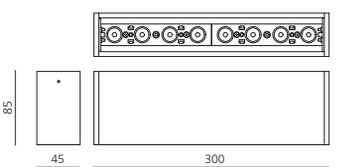

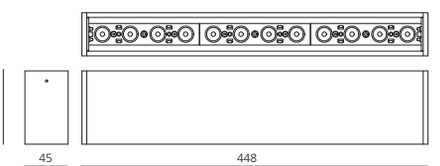

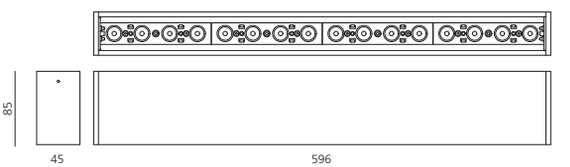

Sharp SMD 8X is also VIOLET INTEGRALIS (see pag. 874)

Louvres





4X (1pc)

Code
AF952. 01/04

Accessories



Sharping wall grazer lens Kit (4pcs)
26°x70° elliptical lenses kit. It has to be used on top of S 20° reflectors to get an elliptical beam (greater axis along the module length). It contains 4 lenses.

Code
AF06000

Sharp SMD wall washer



White
White

01



Silver
Black

05



White
Black

54



Black
Black

04

SHARP SMD WALL WASHER

White White **01** | Black Black **04** | Silver Black **05** | White Black **54**

MacAdam 2SDCM **IP**20
Life L90 (17K) 103000h
CRI >90

Driver 24Vdc Selv a supplied separately.

	W	Flux*	CCT	Code
1 optic unit	12 W	673 lm	2700 K	**AF419.** 01/04/05/54
		707 lm	3000 K	**AF420.** 01/04/05/54
		757 lm	4000 K	**AF421.** 01/04/05/54

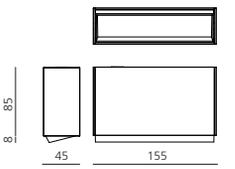

* white/white version

Driver	W	Vin (V)	Vout (V)	L mm	W mm	H mm	W max	Min Wire section mm2	Max wire lenght m	n°device	Dimming			Code
										1 optic units 11,6W	DALI	1-10V 0-10V potentiom.	PUSH	
CV Selv	30	220-240 Vac	24Vdc	153	41	32	25	1.5	30	2	no	no	no	**DV1032**
CV Selv	75	220-240 Vac	24Vdc	180	52	30	63	1.5	30	3	no	no	no	**DV1009**
CV Selv	120	220-240 Vac	24Vdc	300	40	30	102	1.5	30	4	no	no	no	**DV1033**
Dimmer	NA	24Vdc	24Vdc PWM	80	54	24	max 100	1.5	30	see above	yes	yes	yes	**DV1048**

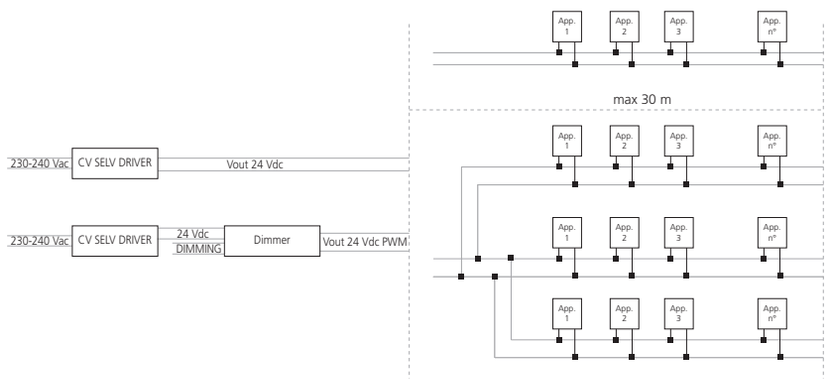

appliances number: see table

Electronic ballast included.

	W	Flux*	CCT	**Undimmable** Code	**Dimmable DALI** Code
2 optic units	24 W	1345 lm	2700 K	**AF466.** 01/04/05/54	**AF479.** 01/04/05/54
		1415 lm	3000 K	**AF467.** 01/04/05/54	**AF480.** 01/04/05/54
		1514 lm	4000 K	**AF468.** 01/04/05/54	**AF481.** 01/04/05/54
3 optic units	37 W	2018 lm	2700 K	**AF816.** 01/04/05/54	**AF829.** 01/04/05/54
		2122 lm	3000 K	**AF817.** 01/04/05/54	**AF830.** 01/04/05/54
		2271 lm	4000 K	**AF818.** 01/04/05/54	**AF831.** 01/04/05/54
4 optic units	47 W	2691 lm	2700 K	**AF866.** 01/04/05/54	**AF880.** 01/04/05/54
		2830 lm	3000 K	**AF867.** 01/04/05/54	**AF881.** 01/04/05/54
		3028 lm	4000 K	**AF868.** 01/04/05/54	**AF882.** 01/04/05/54

* white/white version

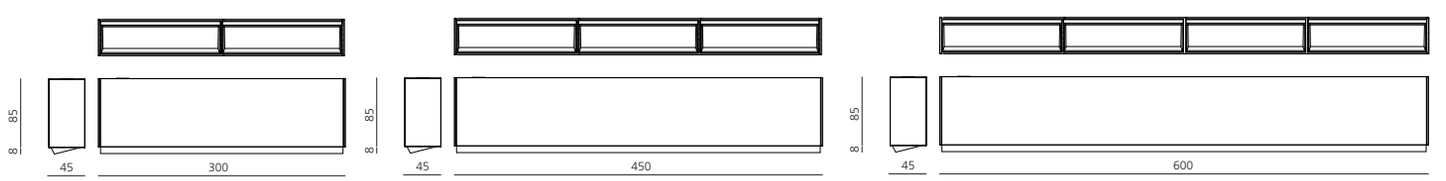





Vector

Carlotta de Bevilacqua
2017

ARTEMIDE
APP

LAMP CONCEPT



Museo Ludovico Gallarati Scotti, Project by Studio RAM, Bellagio, Italy, Ph. Carola Merello

Helene Binet Exhibition, Euroluce 2023, Milano Fair, Ph. Federico Villa

Vector
is balanced

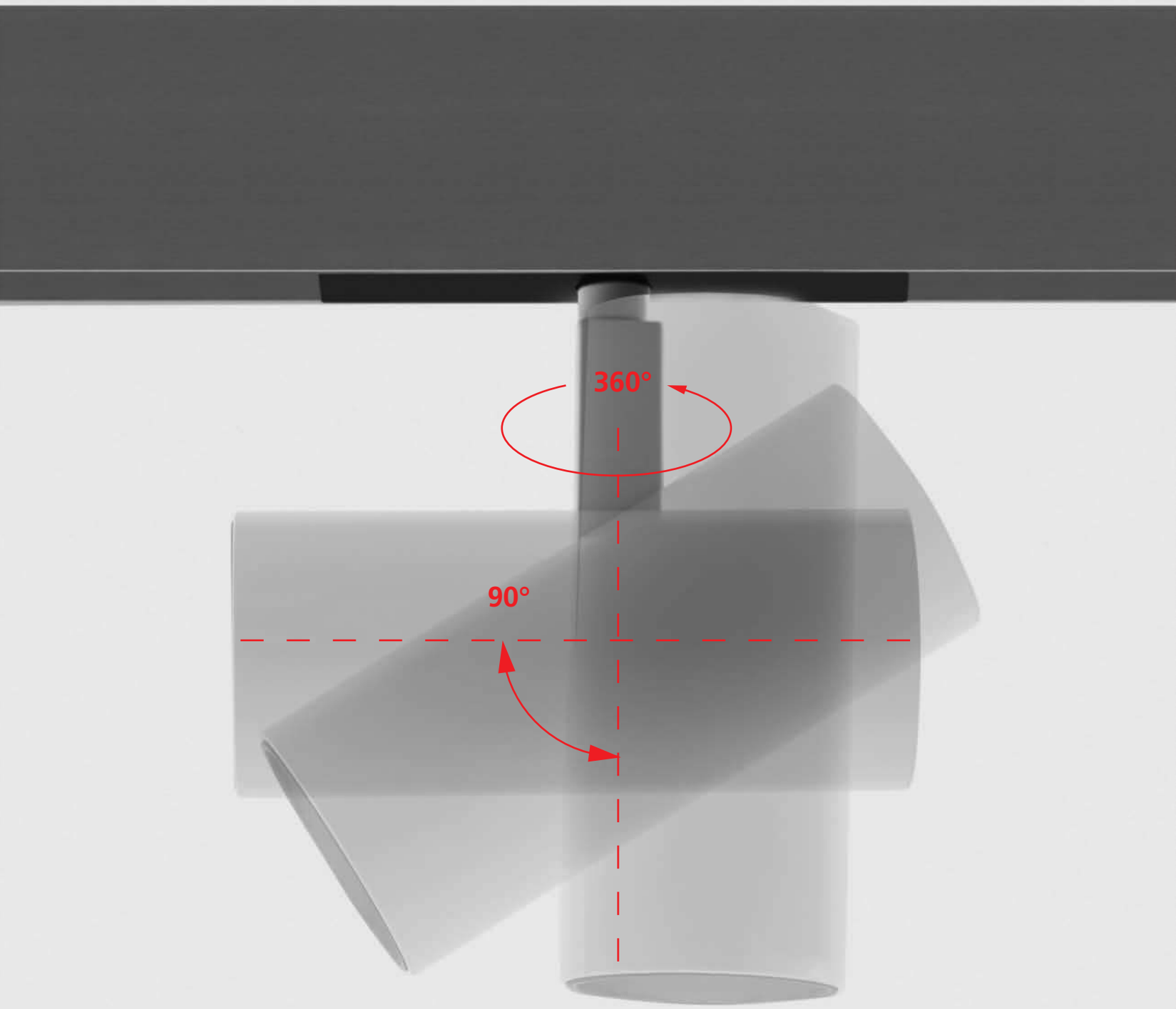

The junction arm is integrated with the spotlight body.
The center of balance is perfectly aligned with the track.



Low voltage track

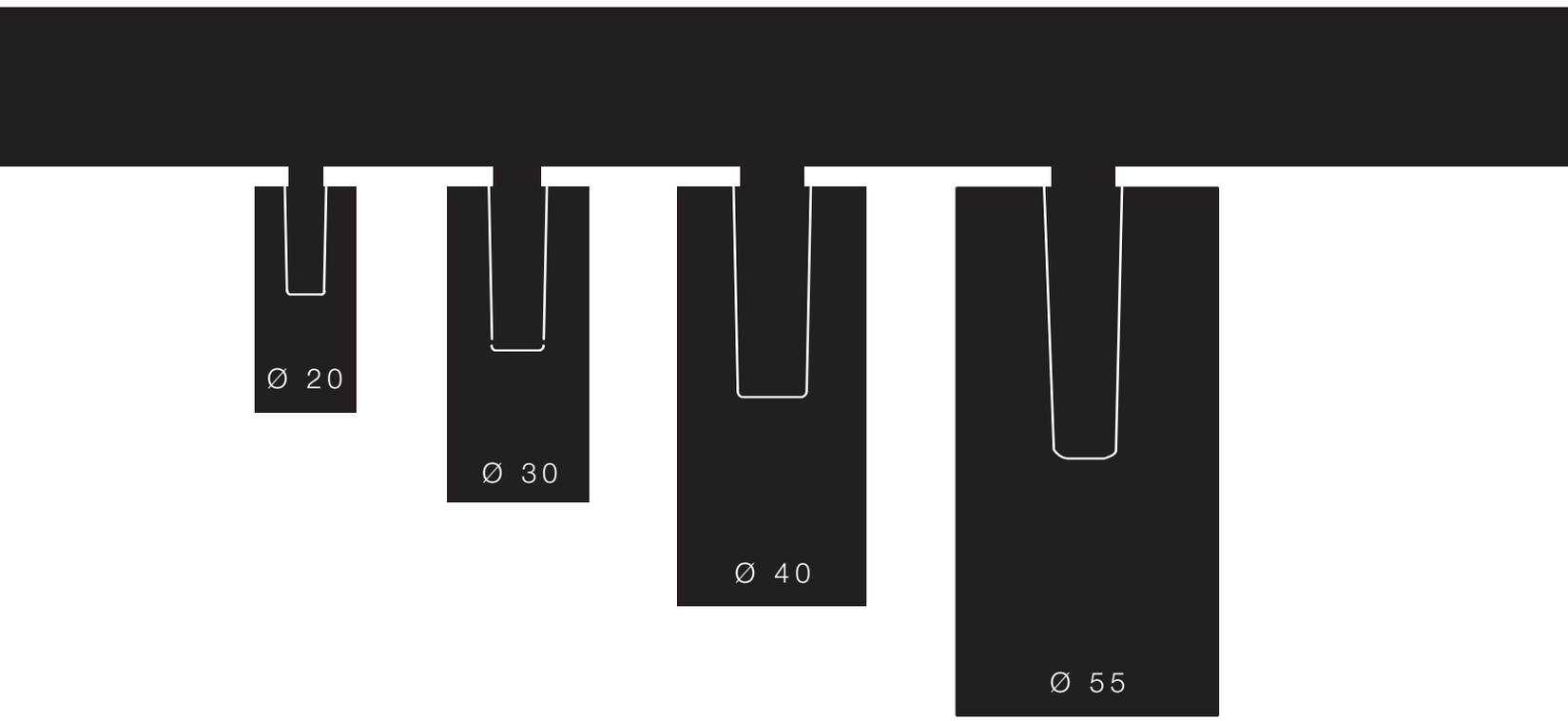

Vector dimensions

3-phase track





Vector colors



Customized light quality

Artemide can realize customized solution with the most appropriate light spectrum to stage colors, materials and textures according to special quality analysis, Fidelity Index (RF) and Gamut Index (RG).



Light solutions with customized spectrum

Ciesse Piumini Store, Milan, Italy, Project by Studio Salvati Architetti Associati
Ph. Federico Motta

Vector multiple accessories



ACCESSORIES HOLDER

SOFT FILTER



ADJUSTABLE DOWSERS



HONEYCOMB

	Vector 20	Vector 30	Vector 40	Vector 55	Vector 75
Lens for elliptical emission			●	●	●*
Honeycomb			●	●	●*
Soft Filter			●	●	●*
Adjustable dowsers			●	●	●*

* On Demand

For thermical reason, accesories cannot be used with brushed silver finishing (n.15 finishing)



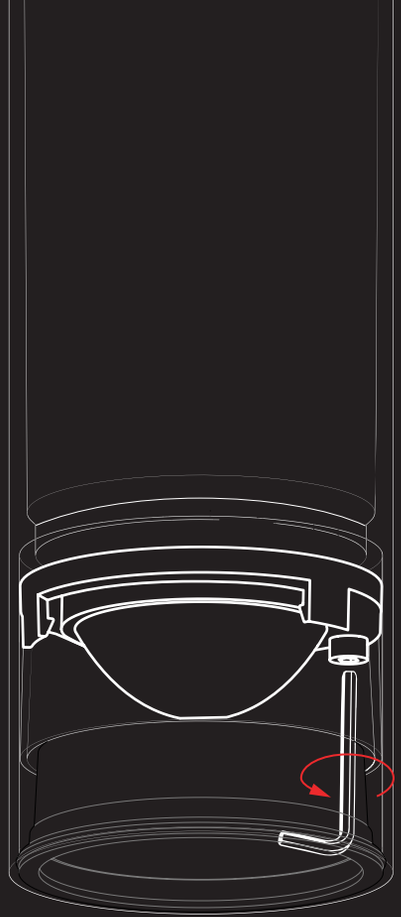

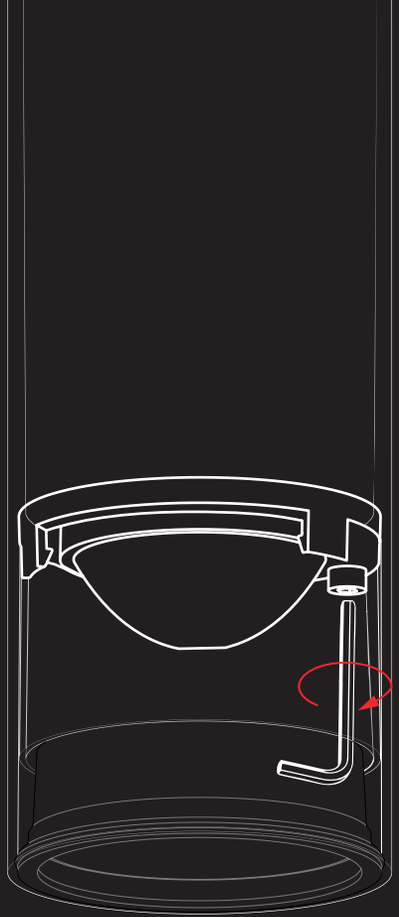

Flood
22°
637 lm

Wide Flood
32°
1098 lm

Vector 55 zoom

Vector typologies

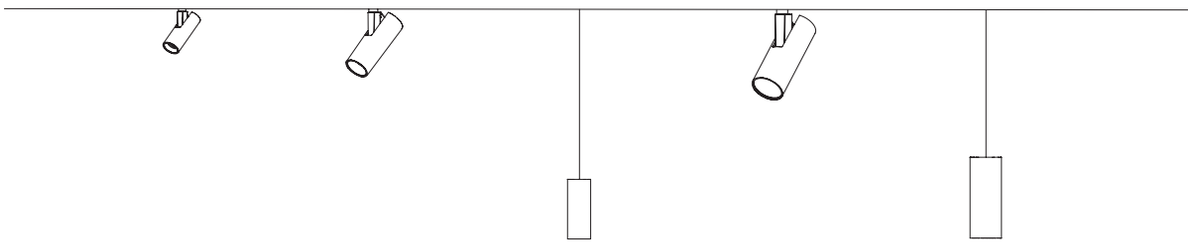

Vector 20 | Vector 30 | Vector 30 Pendant | Vector 40 | Vector 40 Pendant

3-Phase Track

Magnetic Track A.24

Turn Around

Funivia

Ceiling

Wall

Recessed

Semi-Recessed

Channel and Box

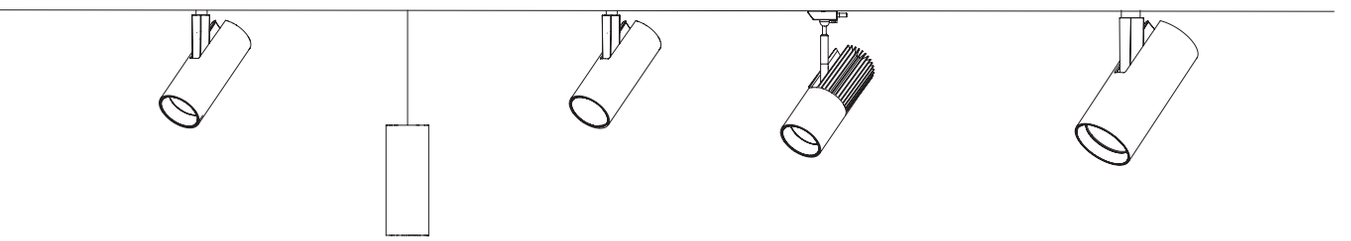

Vector 55	Vector 55 Pendant	Vector 55 zoom	Vector Channel Spotlight	Vector 75	Vector 75 TW

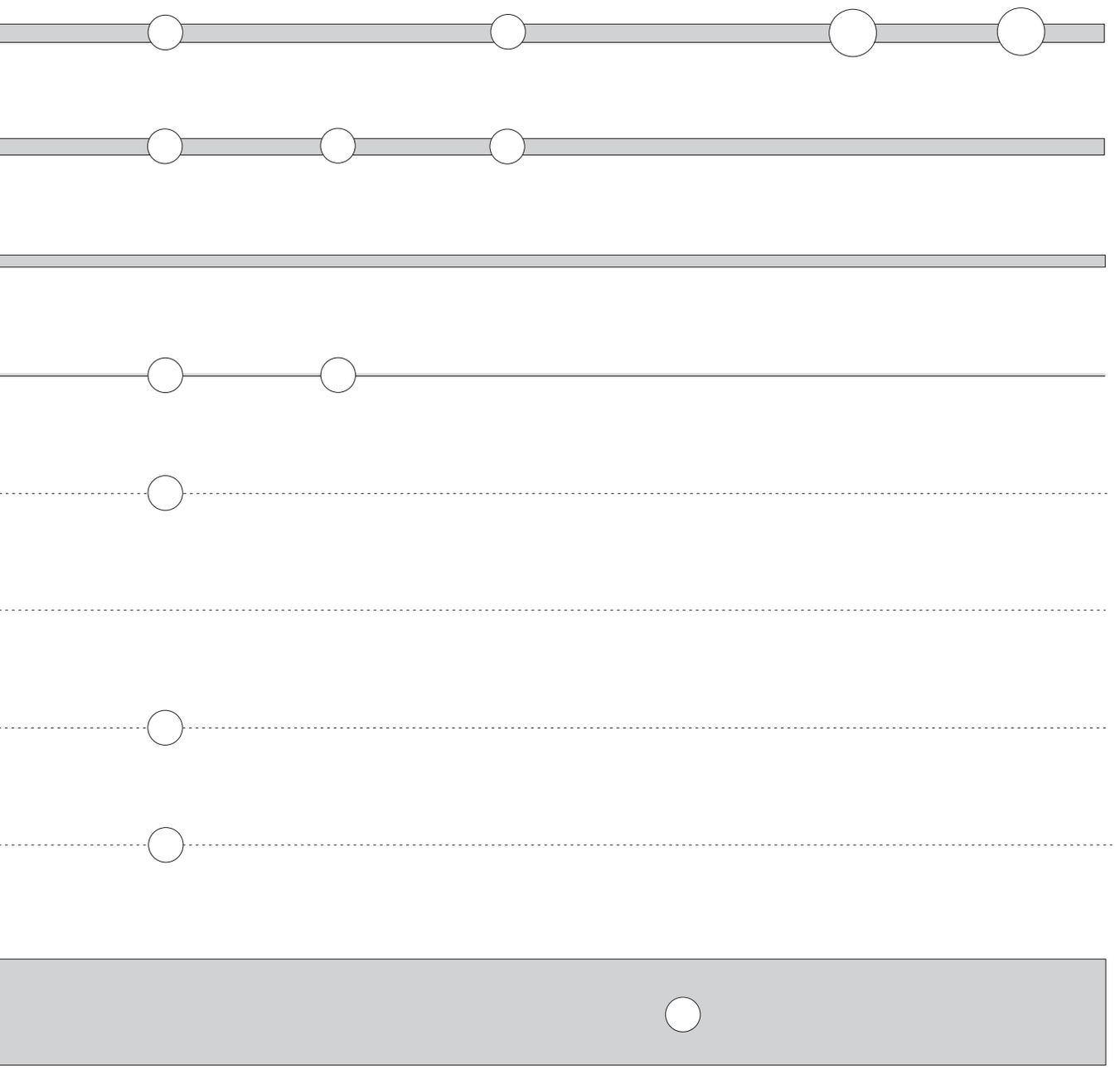

Vector colors combinations

3-PHASE TRACK



	White	Black	Silver	Copper	Bronze
Body	○	●	●	●	●
Adapter	○	●	●	●	●
Arm	○	●	●	●	●
Heat-sink	●	●	●	●	●

CEILING



	White	Black	Silver	Copper	Bronze
Body	○	●	●	●	●
Ciling box	○	●	●	●	●
Arm	○	●	●	●	●
Heat-sink	●	●	●	●	●

WALL



	White	Black
Body	○	●
Wall box	○	●
Arm	○	●
Heat-sink	●	●

CHANNEL



	Black
Body	●
Adapter	●
Arm	●
Heat-sink	●



The Modernist Hotel, project by Arduino Cantafora Architetto, Trieste, Italy, ph. Roberto Pavicchio

Vector
3-phase track



VECTOR 40

VECTOR 55



VECTOR 75

VECTOR 3-PHASE TRACK

White 01 Black 04 — Fast delivery

Brushed Silver 15 · Brushed Copper 18 · Brushed Bronze 20 — Delivery time on demand

S · F · WF

Delivery time on demand
2700K - 4000K

MacAdam 3SDCM
*MacAdam 2SDCM
CRI = 90

IP20
90°
360°

VECTOR 40 3-PHASE TRACK

Track adapter				Undimmable	Dimmable DALI
W	Beam	Flux	CCT	Code	Code
10 W	S 14°	544 lm	2700K	**AN011.** 01/04 15/18/20	**AN016.** 01/04 15/18/20
		541 lm	3000K	**AN001.** 01/04 15/18/20	**AN006.** 01/04 15/18/20
		541 lm	4000K	**AN051.** 01/04 15/18/20	**AN056.** 01/04 15/18/20
	*F 21°	543 lm	2700K	**AN012.** 01/04 15/18/20	**AN017.** 01/04 15/18/20
		584 lm	3000K	**AN002.** 01/04 15/18/20	**AN007.** 01/04 15/18/20
		626 lm	4000K	**AN052.** 01/04 15/18/20	**AN057.** 01/04 15/18/20
	*WF 28°	491 lm	2700K	**AN013.** 01/04 15/18/20	**AN018.** 01/04 15/18/20
		529 lm	3000K	**AN003.** 01/04 15/18/20	**AN008.** 01/04 15/18/20
		566 lm	4000K	**AN053.** 01/04 15/18/20	**AN058.** 01/04 15/18/20



Life L70 (6K) 60500h

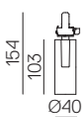

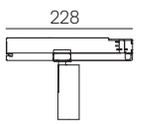

Undimmable

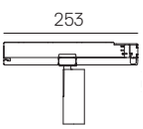

Dimmable DALI

VECTOR 55 TRACK 230V

Track adapter				Undimmable	Dimmable DALI
W	Beam	Flux	CCT	Code	Code
20 W	S 15°	1677 lm	2700K	**AN111.** 01/04 15/18/20	**AN116.** 01/04 15/18/20
		1771 lm	3000K	**AN101.** 01/04 15/18/20	**AN106.** 01/04 15/18/20
		1915 lm	4000K	**AN151.** 01/04 15/18/20	**AN156.** 01/04 15/18/20
	F 22°	1715 lm	2700K	**AN112.** 01/04 15/18/20	**AN117.** 01/04 15/18/20
		1811 lm	3000K	**AN102.** 01/04 15/18/20	**AN107.** 01/04 15/18/20
		1959 lm	4000K	**AN152.** 01/04 15/18/20	**AN157.** 01/04 15/18/20
	WF 31°	1779 lm	2700K	**AN113.** 01/04 15/18/20	**AN118.** 01/04 15/18/20
		1878 lm	3000K	**AN103.** 01/04 15/18/20	**AN108.** 01/04 15/18/20
		2032 lm	4000K	**AN153.** 01/04 15/18/20	**AN158.** 01/04 15/18/20



Life L70 (9K)>50000h

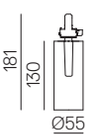

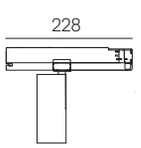

Undimmable

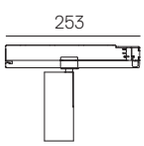

Dimmable DALI

Vector 55 is also WHITE and VIOLET INTEGRALIS (see pag. 880/882)

VECTOR 55 ZOOM TRACK 230V

Track adapter				Dimmable DALI
W	Beam	Flux	CCT	Code
17 W	F 22°-WF 32°	603 - 1039 lm	2700K	**AN119.** 01/04 15/18/20
		637 - 1098 lm	3000K	**AN109.** 01/04 15/18/20
		688 - 1187 lm	4000K	**AN159.** 01/04 15/18/20



Life L70 (9K)>50000h

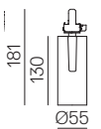

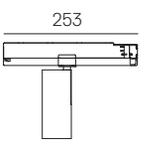

Dimmable DALI

VECTOR 3-PHASE TRACK

White **01** Black **04** — Fast delivery

Brushed Silver **15** Brushed Copper **18** Brushed Bronze **20** — Delivery time on demand

S F WF

Delivery time on demand
2700K - 4000K

Track version compatible with Onetrack 3 phase tracks.

MacAdam 3SDCM
CRI = 90

IP20
90°
360°

VECTOR 75 TRACK 230V

Track adapter				Undimmable	Dimmable DALI
W	Beam	Flux	CCT	Code	Code
39 W	S 16°	2666 lm	2700K	**BT111.** 01/04 15/18/20	**BT011.** 01/04 15/18/20
		2772 lm	3000K	**BT101.** 01/04 15/18/20	**BT001.** 01/04 15/18/20
		2815 lm	4000K	**BT151.** 01/04 15/18/20	**BT051.** 01/04 15/18/20
	F 24°	2687 lm	2700K	**BT112.** 01/04/ 15/18/20	**BT012.** 01/04 15/18/20
		2794 lm	3000K	**BT102.** 01/04 15/18/20	**BT002.** 01/04 15/18/20
		2837 lm	4000K	**BT152.** 01/04 15/18/20	**BT052.** 01/04 15/18/20
	WF 32°	2740 lm	2700K	**BT113.** 01/04 15/18/20	**BT013.** 01/04 15/18/20
		2850 lm	3000K	**BT103.** 01/04 15/18/20	**BT003.** 01/04 15/18/20
		2893 lm	4000K	**BT153.** 01/04 15/18/20	**BT053.** 01/04 15/18/20



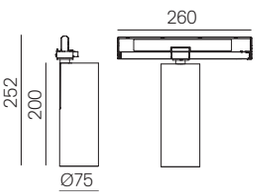

Life L80 (9K)>50000h

Accessories		Color	Vector 40	Vector 55	Vector 75
			Code	Code	Code
	Accessories holder	●	**AP90100**	**AP91100**	**AP93100**
	Lens for elliptical emission		**AP90200**	**AP91200**	**AP93200**
	Soft filter		**AP90300**	**AP91300***	**AP93300**
	Honeycomb	●	**AP90400**	**AP91400**	**AP93400**
	Adjustable dowsers	●	**AP90500**	**AP91500**	**AP93500**

For thermical reason, accesories cannot be used with brushed silver finishing (n.15 finishing)

SUSPENSION/CEILING ONETRACK 3-PHASE TRACK 230V

White **01** Black **04**

TRACK

Length	Code
1000 mm	**TK001.** 01/04
2000 mm	**TK002.** 01/04
3000 mm	**TK003.** 01/04
4000 mm	**TK004.** 01/04



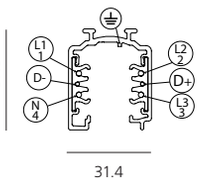

Accessories

	Code
 End cap	**TK005.** 01/04
 Power supply end cap Earth conductor on the left	**TK006.** 01/04
Power supply end cap Earth conductor on the right	**TK007.** 01/04
 Power supply intermediate end cap	**TK018.** 01/04
 Insulating connection	**TK019.** 01/04
 Universal hook Maximum load 10 kg	**TK200.** 01/04
 Kit suspension cables	
L. 1500 mm	**TK201**00
L. 3000 mm	**TK202**00
L. 5000 mm	**TK203**00

	Code
 Stem kit L. 1000 mm	**TK204.** 01/04
 Plastic cup for steel cable Ø 1,5 mm	**TK205**01
 T bracket for suspension	**TK206**00
 Universal adapter	
6 conductors	**TK207.** 01/04
4 conductors	**TK208.** 01/04
 Accessory for ceiling installation	**TK209.** 01/04

The Ceiling / Suspension accesories and joints are compatible with the recessed typology.

Joints		Code
	Recessed linear hidden joint	**TK008.** 01/04
	Linear joint	**TK009.** 01/04
	90° joint Internal earth conductor	**TK011.** 01/04
	90° joint External earth conductor	**TK010.** 01/04
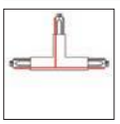	3-way joint External earth conductor on left	**TK012.** 01/04
	3-way joint External earth conductor on right	**TK013.** 01/04
	3-way joint Internal earth conductor on left	**TK016.** 01/04
	3-way joint Internal earth conductor on right	**TK017.** 01/04
	4-way joint	**TK014.** 01/04
	Flexible joint	**TK015.** 01/04

The system is a 3-phase mixed system with two additional conductors intended to manage a general data signal (for example DALI, DMX, Ion, eib, etc.).

The system is EN 60570 certified and its installation must be accomplished by highly qualified person.

There are four possible installation systems: directly on ceiling or on wall, using the needlepoints on the track, on ceiling or on wall using a metal clip, hanging by the suspension or recessed without exceeding the maximum loads.

RECESSED ONETRACK 3-PHASE TRACK 230V

White Black

01 **04**

TRACK

Length
2000 mm
3000 mm
4000 mm

Code
TK102 01/04
TK103 01/04
TK104 01/04



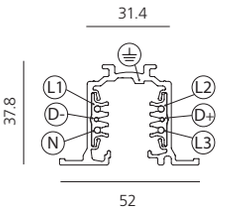

Accessories

	Code
 End cap	**TK105.** 01/04
 Power supply recessed end cap Earth conductor on the left With cover.	**TK108.** 01/04
Power supply recessed end cap Earth conductor on the right With cover.	**TK107.** 01/04

Joints

	Code
 Recessed linear hidden joint	**TK106.** 01/04
 Intermediate recessed joint With cover	**TK109.** 01/04
 90° recessed joint Internal earth conductor With cover	**TK110.** 01/04
 90° recessed joint External earth conductor With cover	**TK111.** 01/04
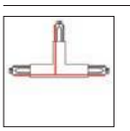 3-way recessed joint External earth conductor on left With cover	**TK112.** 01/04
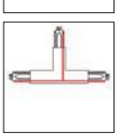 3-way recessed joint External earth conductor on right With cover	**TK113.** 01/04
 3-way recessed joint Internal earth conductor on left With cover	**TK114.** 01/04
 3-way recessed joint Internal earth conductor on right With cover	**TK115.** 01/04
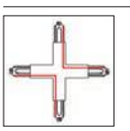 4-way recessed joint With cover	**TK116.** 01/04

The system is a 3 phase mixed system with two additional conductors intended to manage a general data signal (for example DALI, DMX, Ion, eib, etc.).

The system is EN 60570 certified and its installation must be accomplished by highly qualified person.

There are four possible installation systems: directly on ceiling or on wall, using the needlepoints on the track, on ceiling or on wall using a metal clip, hanging by the suspension or recessed without exceeding the maximum loads.



IDX Office, Munich & Hamburg, Germany, Ph. Linus Lintner





Flagship Florim, Paris, France. Ph. Florim

Vector 75 TW
3-phase track



TW®

Artemide Tunable White



LAMP CONCEPT

VECTOR 75 TW 3-PHASE TRACK

White **01** Black **04**
Fast delivery

Brushed Silver **15** Brushed Copper **18** Brushed Bronze **20**
Delivery time on demand

S F WF

CCT 2700K - 6500K

Track version compatible with Onetrack 3-Phase tracks.

MacAdam 3SDCM
*MacAdam 2SDCM
Life L70 (6K) 50000h
CRI = 90

IP20
90°
360°

VECTOR 75 TW TRACK 230V

Track slim adapter

W	Beam	Flux	CCT
26 W	S 16°	1623 lm	2700K
		1874 lm	6500K
	F 24°	1627 lm	2700K
		1871 lm	6500K
	WF 32°	1586 lm	2700K
		1820 lm	6500K

Dimmable DALI DT8

Code	
BT061.	01/04
	15/18/20
BT062.	01/04
	15/18/20
BT063.	01/04
	15/18/20



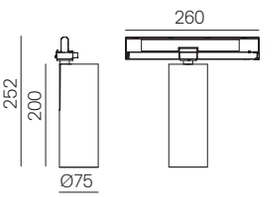

Vector ceiling



VECTOR CEILING

White 01 Black 04 — Fast delivery

Brushed Silver 15 Brushed Copper 18 Brushed Bronze 20 — Delivery time on demand

S F WF

Driver supplied separately.
Vector 40: 700mA
Vector 55: 500mA

MacAdam 3SDCM
*MacAdam 2SDCM
CRI = 90
Delivery time on demand
2700K - 4000K
IP20
90°
360°

VECTOR 40 CEILING

W	Beam	Flux	CCT	Code
9 W	S 14°	544 lm	2700K	**BQ211.** 01/04 15/18/20
		541 lm	3000K	**BQ201.** 01/04 15/18/20
		541 lm	4000K	**BQ251.** 01/04 15/18/20
	*F 21°	543 lm	2700K	**BQ212.** 01/04 15/18/20
		584 lm	3000K	**BQ202.** 01/04 15/18/20
		626 lm	4000K	**BQ252.** 01/04 15/18/20
	*WF 28°	491 lm	2700K	**BQ213.** 01/04 15/18/20
		529 lm	3000K	**BQ203.** 01/04 15/18/20
		566 lm	4000K	**BQ253.** 01/04 15/18/20



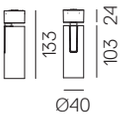

Life L70 (6K) 50000h

VECTOR 55 CEILING

W	Beam	Flux	CCT	Code
20 W	S 15°	1677 lm	2700K	**BQ311.** 01/04 15/18/20
		1771 lm	3000K	**BQ301.** 01/04 15/18/20
		1915 lm	4000K	**BQ351.** 01/04 15/18/20
	F 22°	1677lm	2700K	**BQ312.** 01/04 15/18/20
		1811 lm	3000K	**BQ302.** 01/04 15/18/20
		1959 lm	4000K	**BQ352.** 01/04 15/18/20
	WF 31°	1779 lm	2700K	**BQ313.** 01/04 15/18/20
		1878 lm	3000K	**BQ303.** 01/04 15/18/20
		2032 lm	4000K	**BQ353.** 01/04 15/18/20



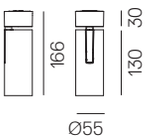

Life L70 (9K)>50000h

Driver	W	V_{in} (V)	V_{out} (V)	L_{mm}	W_{mm}	H_{mm}	W_{max}	Dimming	Code
CV Selv	150	220-240 Vac	48Vdc	240	67	35	130	ND	**DV1049**
CV Selv	240	90-264 Vac	48Vdc	244	68	39	210	ND	**M075100**
Dimmer	NA	48Vdc	48Vdc PWM	80	54	24		DALI/0-10V/PUSH	**DV1048**
CV Selv	150	220-240 Vac	48Vdc PWM	400	110	53	130	Artemide App	**DV1087APP**
CV Selv	240	220-240 Vac	48Vdc PWM	400	110	53	210	Artemide App	**DV1088APP**

UNDIMMABLE

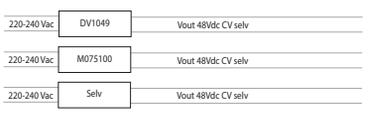

DIMMABLE DALI

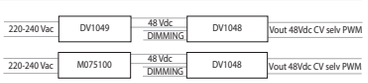

APP



LINEAR COMPOSITION



STELLAR COMPOSITION

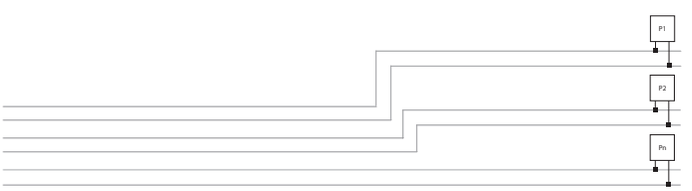

For wiring topologies, minimum cable section, allowed cable lenght and maximum number of applicances see instructions on **artemide.com**



Vector wall

VECTOR WALL

White **01** Black **04**

S F WF

MacAdam 3SDCM
*MacAdam 2SDCM
CRI = 90

IP20
90°
360°

Delivery time on demand
2700K - 3000K

VECTOR 30 WALL

W	Beam	Flux	CCT	On Board Dimmer Code	No Switch (Undimmable) Code
5,5 W	S 12°	276 lm	2700K	**BQ611.** 01/04	**BQ711.** 01/04
			3000K	**BQ601.** 01/04	**BQ701.** 01/04
	F 16°	258 lm	2700K	**BQ612.** 01/04	**BQ712.** 01/04
			3000K	**BQ602.** 01/04	**BQ702.** 01/04
	WF 30°	225 lm	2700K	**BQ613.** 01/04	**BQ713.** 01/04
			3000K	**BQ603.** 01/04	**BQ703.** 01/04



Life L70 (6K) 36000h

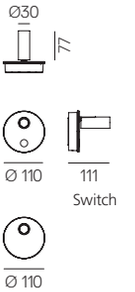

VECTOR 40 WALL

W	Beam	Flux	CCT	On Board Dimmer Code	No Switch (Undimmable) Code
8,5 W	S 14°	463 lm	2700K	**BQ811.** 01/04	**BQ911.** 01/04
		463 lm	3000K	**BQ801.** 01/04	**BQ901.** 01/04
	*F 21°	456 lm	2700K	**BQ812.** 01/04	**BQ912.** 01/04
		491 lm	3000K	**BQ802.** 01/04	**BQ902.** 01/04
	*WF 28°	412 lm	2700K	**BQ813.** 01/04	**BQ913.** 01/04
		444 lm	3000K	**BQ803.** 01/04	**BQ903.** 01/04



Life L70 (6K) 50000h

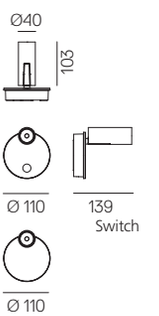

Accessories	Color	Vector 40 Code
 Accessories holder	●	**AP90100**
 Lens for elliptical emission		**AP90200**
 Soft filter		**AP90300**
 Honeycomb	●	**AP90400**



VECTOR WALL WITHOUT SWITCH



Vector recessed











VECTOR RECESSED

White 01 Black 04
Fast delivery

Brushed Silver 15 Brushed Copper 18 Brushed Bronze 20
Delivery time on demand

S F WF

Driver 700/500mA SELV supplied separately.
Fitting to be completed with trimless recessed structure.

MacAdam 3SDCM
*MacAdam 2SDCM
CRI = 90
Delivery time on demand
2700K - 4000K

IP20
90°
360°

VECTOR 40 RECESSED

W	Beam	Flux	CCT	Code
8 W	S 14°	544 lm	2700K	**AP521.** 01/04 15/18/20
		541 lm	3000K	**AP501.** 01/04 15/18/20
		541 lm	4000K	**AP551.** 01/04 15/18/20
	*F 21°	543 lm	2700K	**AP522.** 01/04 15/18/20
		584 lm	3000K	**AP502.** 01/04 15/18/20
		626 lm	4000K	**AP552.** 01/04 15/18/20
	*WF 28°	491 lm	2700K	**AP523.** 01/04 15/18/20
		529 lm	3000K	**AP503.** 01/04 15/18/20
		566 lm	4000K	**AP553.** 01/04 15/18/20





Life L70 (6K) 50000h

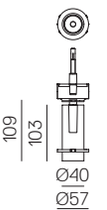

VECTOR 55 RECESSED

W	Beam	Flux	CCT	Code
14 W	S 15°	1368 lm	2700K	**AP531.** 01/04 15/18/20
		1445 lm	3000K	**AP511.** 01/04 15/18/20
		1562 lm	4000K	**AP561.** 01/04 15/18/20
	F 22°	1399 lm	2700K	**AP532.** 01/04 15/18/20
		1478 lm	3000K	**AP512.** 01/04 15/18/20
		1598 lm	4000K	**AP562.** 01/04 15/18/20
	WF 31°	1452 lm	2700K	**AP533.** 01/04 15/18/20
		1533 lm	3000K	**AP513.** 01/04 15/18/20
		1658 lm	4000K	**AP563.** 01/04 15/18/20





Life L70 (6K) 50000h

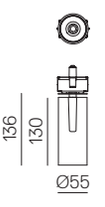

	Vector 40	Vector 55
	Code	Code
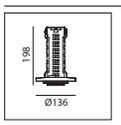 Trimless recessed structure	**AP50000**	**AP50000**
 Optional trim frame Ø 108	**AP590.** 01/04	**AP591.** 01/04

	Driver	Vac	Lmm	Wmm	Hmm			Code
Vector 40 **	15-32W 700mA*	220-240	146,5	43,5	22	⧈	Undimmable	**DV1030**
Vector 55	15-32W 400mA	220-240	146,5	43,5	22	⧈	Undimmable	**DV1030**
Vector 40 ***	11-25W 700mA	220-240	164	38	24,5	⧈	Dimmable DALI	**DV1031**
Vector 55	11-25 W 400mA	220-240	164	38	24,5	⧈	Dimmable DALI	**DV1031**

**1 Driver for Max 3 Spots
***1 Driver for Max 2 Spots

Vector semi-recessed



VECTOR SEMI-RECESSED

White 01 Black 04
Fast delivery

Brushed Silver 15 Brushed Copper 18 Brushed Bronze 20
Delivery time on demand

S F WF

Driver supplied separately.
Vector 40: 700mA
Vector 55: 500mA

MacAdam 3SDCM
*MacAdam 2SDCM
Life L70 (6K) 50000h
CRI = 90
Delivery time on demand
2700K - 4000K

IP20
90°
360°

VECTOR 40 SEMI-RECESSED

W	Beam	Flux	CCT	Code
8 W	S 14°	544 lm	2700K	**AP621.** 01/04 15/18/20
		541 lm	3000K	**AP601.** 01/04 15/18/20
		541 lm	4000K	**AP651.** 01/04 15/18/20
	*F 21°	543 lm	2700K	**AP622.** 01/04 15/18/20
		584 lm	3000K	**AP602.** 01/04 15/18/20
		626 lm	4000K	**AP652.** 01/04 15/18/20
	*WF 28°	491 lm	2700K	**AP623.** 01/04 15/18/20
		529 lm	3000K	**AP603.** 01/04 15/18/20
		566 lm	4000K	**AP653.** 01/04 15/18/20



Life L70 (6K) 50000h

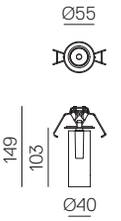

VECTOR 55 SEMI-RECESSED

W	Beam	Flux	CCT	Code
18W	S 15°	1677 lm	2700K	**AP631.** 01/04 15/18/20
		1771 lm	3000K	**AP611.** 01/04 15/18/20
		1915 lm	4000K	**AP661.** 01/04 15/18/20
	F 22°	1715 lm	2700K	**AP632.** 01/04 15/18/20
		1811 lm	3000K	**AP612.** 01/04 15/18/20
		1959 lm	4000K	**AP662.** 01/04 15/18/20
	WF 31°	1779 lm	2700K	**AP633.** 01/04 15/18/20
		1878 lm	3000K	**AP613.** 01/04 15/18/20
		2032 lm	4000K	**AP663.** 01/04 15/18/20



Life L70 (9K) 50000h

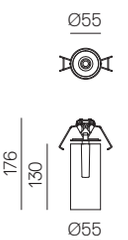

	Driver	Vac	Lmm	Wmm	Hmm			Code
Vector 40**	15-32W 700mA*	220-240	146,5	43,5	22	⧈	Undimmable	**DV1030**
Vector 55	15-32W 500mA	220-240	146,5	43,5	22	⧈	Undimmable	**DV1030**
Vector 40***	11-25 W 700mA	220-240	164	38	24,5	⧈	Dimmable DALI	**DV1031**
Vector 55	11-25 W 500mA	220-240	164	38	24,5	⧈	Dimmable DALI	**DV1031**

**1 Driver for Max 3 Spots
***1 Driver for Max 2 Spots





Studio legale Lunghini-Sangiorgio, Milan, Italy, Ph Michael Nastasi



Vector channel

Carlotta de Bevilacqua
2022

ARTEMIDE
APP
on request



Compact dimensions

Self-standing

No plasterboard ceiling needed
before installation.
Structure is hung directly to the ceiling.
The best solution in refurbishment
and new spaces.

Free installation in time & space

Vector channel ecosystem

Structural components

Channel

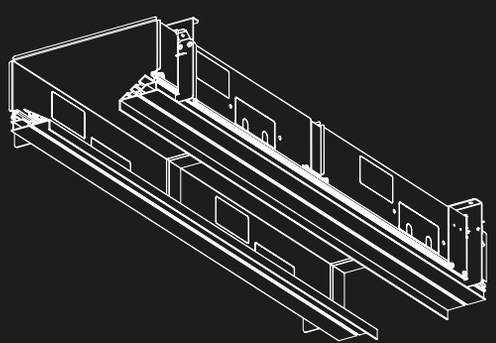

Box

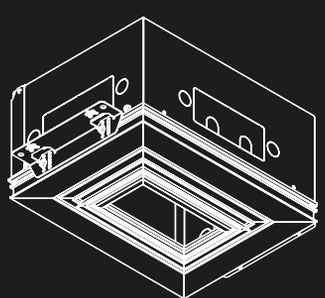

Lighting fixture

Vector channel spotlight





Villa Riello, Forte dei Marmi, Italy, Ph Mindbox

Structural components

Channel

Two channel versions

TRIM



TRIMLESS



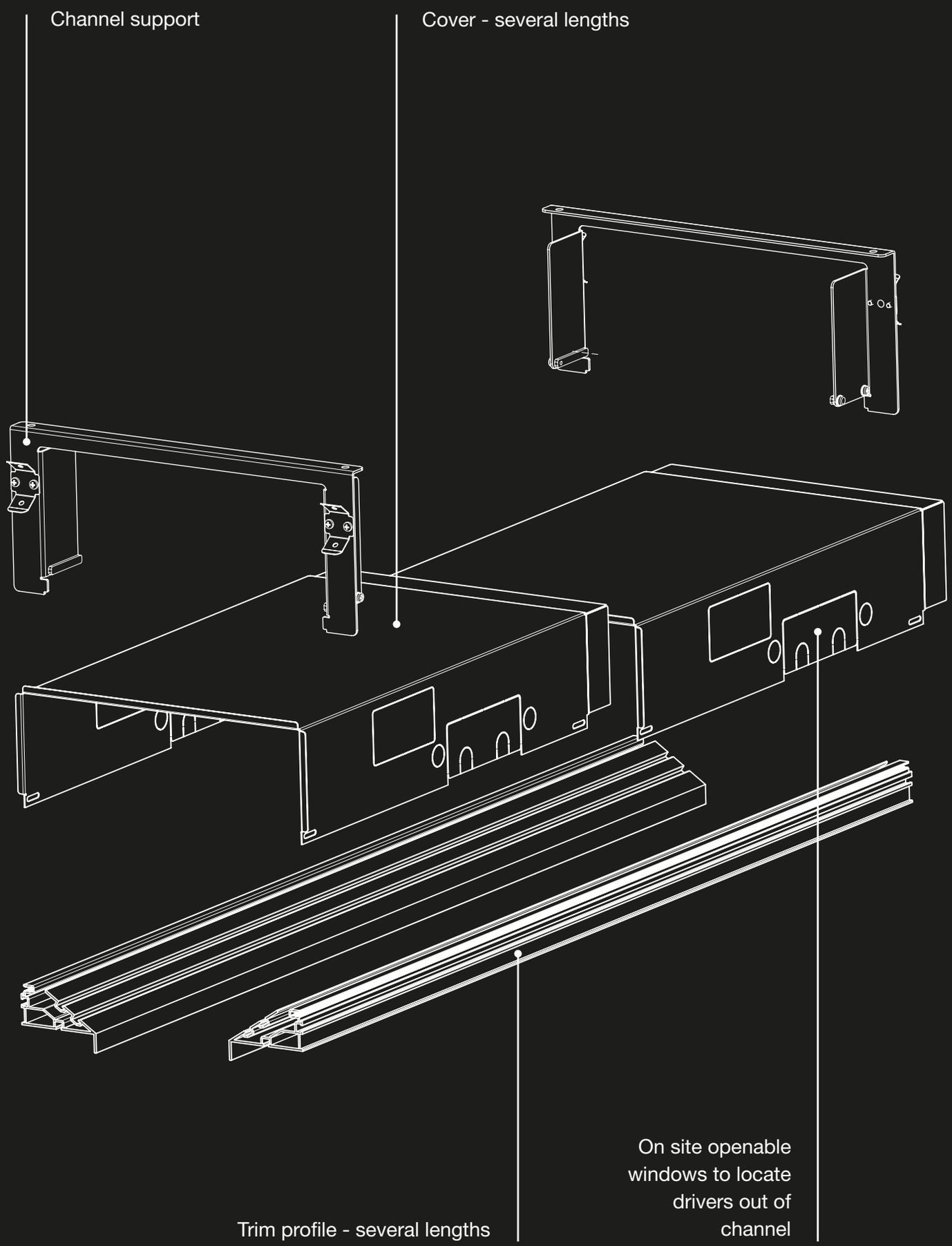
Channel support
Cover - several lengths
Trim profile - several lengths
On site openable windows to locate drivers out of channel

CHANNEL TRIM

Black

04

Profile	
Length	Weight
500 mm	3,00 kg
540 mm	3,30 kg
600 mm	3,60 kg
700 mm	4,20 kg
800 mm	4,80 kg
900 mm	5,40 kg
1000 mm	6,00 kg
2000 mm	12,00 kg
3000 mm	18,00 kg

Trim
Code
BW000.04
BW001.04
BW002.04
BW003.04
BW004.04
BW005.04
BW006.04
BW007.04
BW008.04

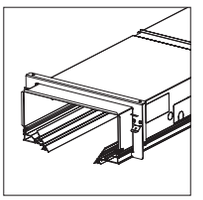

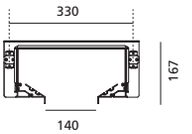

90° profile	
Angle	Weight
Left	4,00 kg
Right	4,00 kg

Trim
Code
BW010.04
BW011.04

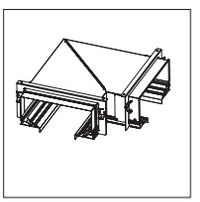

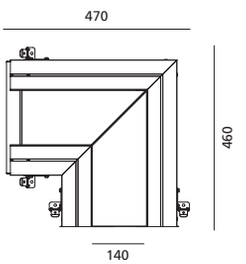

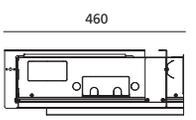

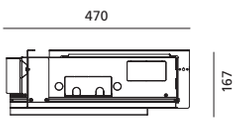

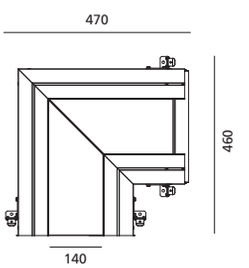

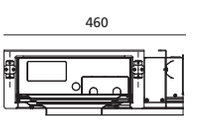

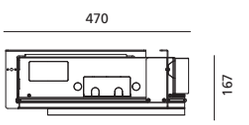

End cap	
	Weight
	2,80 kg

Trim
Code
BW009.04

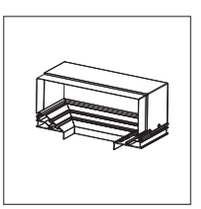

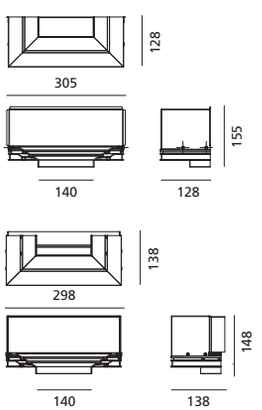

CHANNEL TRIM

Black

04

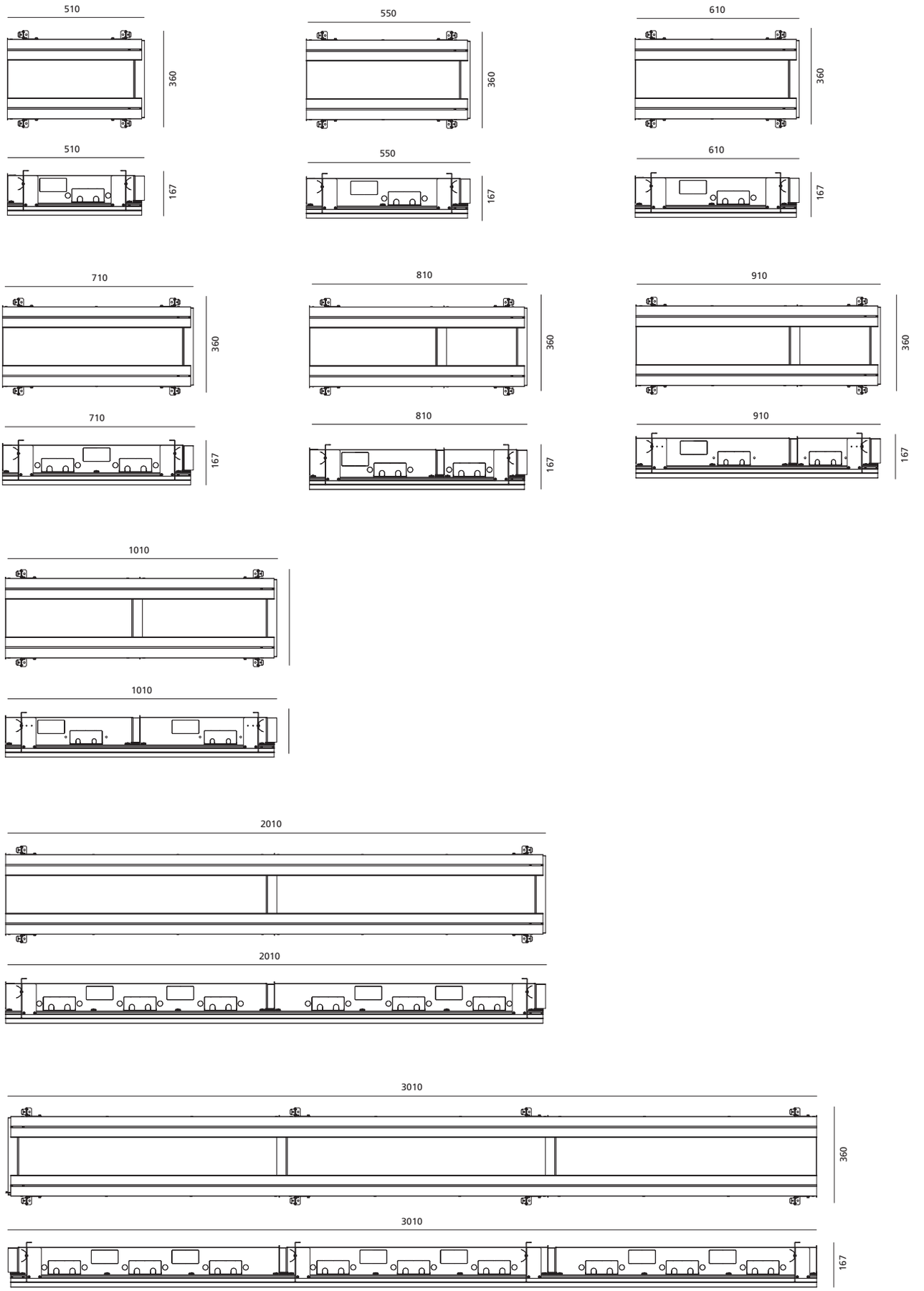

CHANNEL TRIMLESS

Black

04

Profile	
Length	Weight
500 mm	2,90 kg
540 mm	3,20 kg
600 mm	3,50 kg
700 mm	4,00 kg
800 mm	4,70 kg
900 mm	5,25 kg
1000 mm	5,80 kg
2000 mm	11,60 kg
3000 mm	17,40 kg

Trim
Code
BW100.04
BW101. 04
BW102. 04
BW103. 04
BW104. 04
BW105. 04
BW106. 04
BW107. 04
BW108. 04

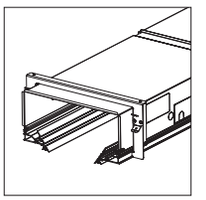

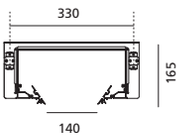

90° profile	
Angle	Weight
Left	3,60 kg
Right	3,60 kg

Trim
Code
BW110. 04
BW111. 04

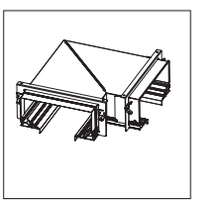

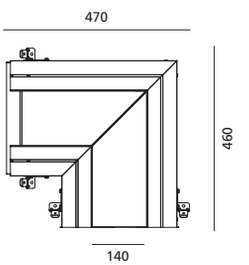

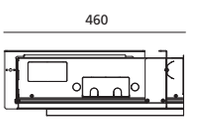

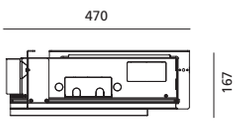

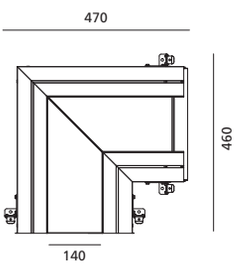

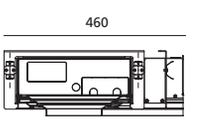

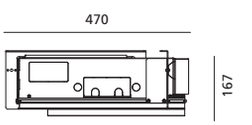

End cap (2 elements)	
	Weight
	2,70 kg

Trim
Code
BW109. 04

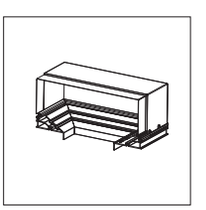

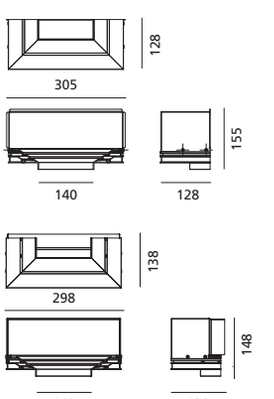

CHANNEL TRIMLESS

Black

04

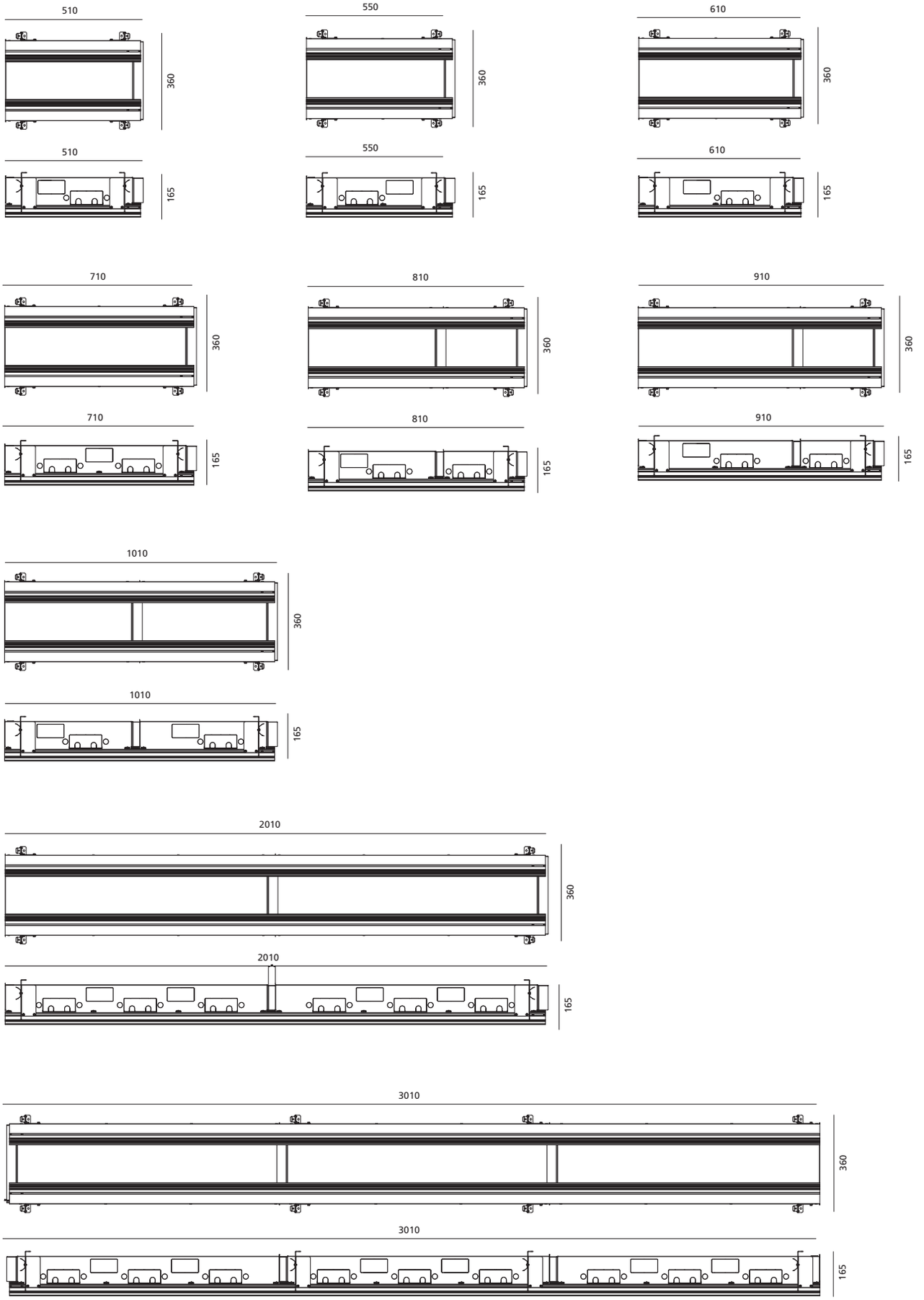

Structural components

Boxes





BOX 140X140

Black

04

Hosts 1 or 2 Vector Channel spotlight

BOX 140 x 140
Weight
2,60 kg

Trim
Code
BW200.04



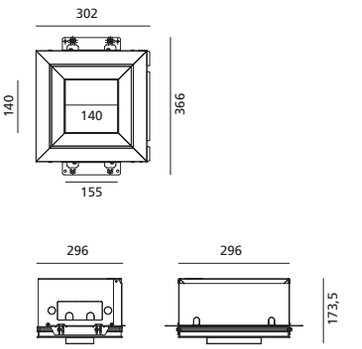

BOX 140 x 140
Weight
2,70 kg

Trimless
Code
BW300.04



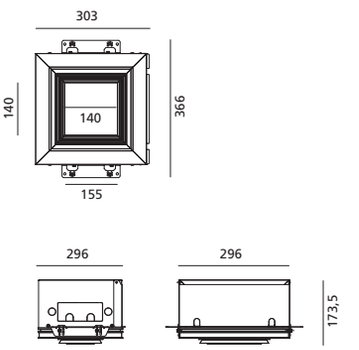

BOX 140X70

Black

04

Hosts 1 or 2 Vector Channel spotlight

BOX 140 x 70	**Trim**
Weight	Code
2,20 kg	**BW201.**04



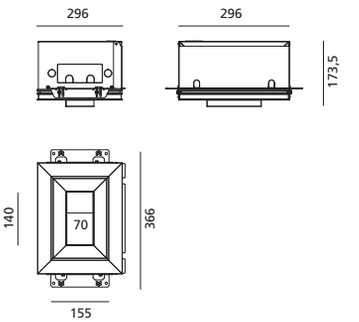

BOX 140 x 70	**Trimless**
Weight	Code
2,30 kg	**BW301.**04



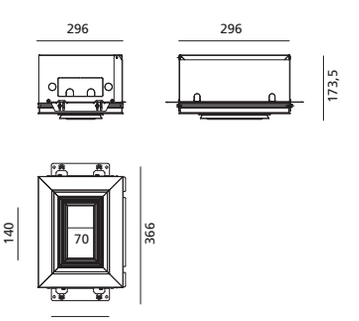



HONEYCOMB

ACCESSORIES HOLDER

LENS FOR ELLIPTICAL EMISSION
SOFT FILTER

Lighting fixture

Vector channel spotlight

High efficiency
Reduced weight 0,36 Kg



3 beams
spot - flood - wideflood

3 color temperature
2700K - 3000K - 4000K

MacAdam 3SDCM

Life L70 (9K)>50000h

CRI 90



S 16°	F 22°	WF 32°
14W	14W	14W
1445 lm	1478 lm	1533 lm

Vector channel spotlight

Orientation flexibility

Orientation

Two installation grooves (upper/bottom) are avaiable along frames in order to let the spotlight assume, between the others, the following orientation:

- azimuth with respect to the floor
- centered along the opening
- laying on the inner framing profile remaining fully hidden

Adviced grooves:

- TRIM PROFILE: Bottom Groove / Upper Groove
- TRIMLESS PROFILE: Upper Groove

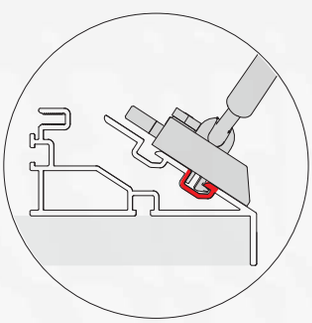

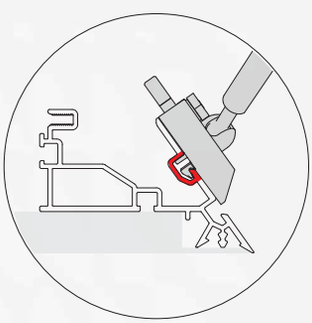

		TRIM PROFILE	TRIMLESS PROFILE
140 x 70 mm	70 mm edge	Bottom Grove	Upper Grove
	140 mm edge	Upper Grove	Upper Grove
140 x 140 mm		Bottom Grove	Upper Grove



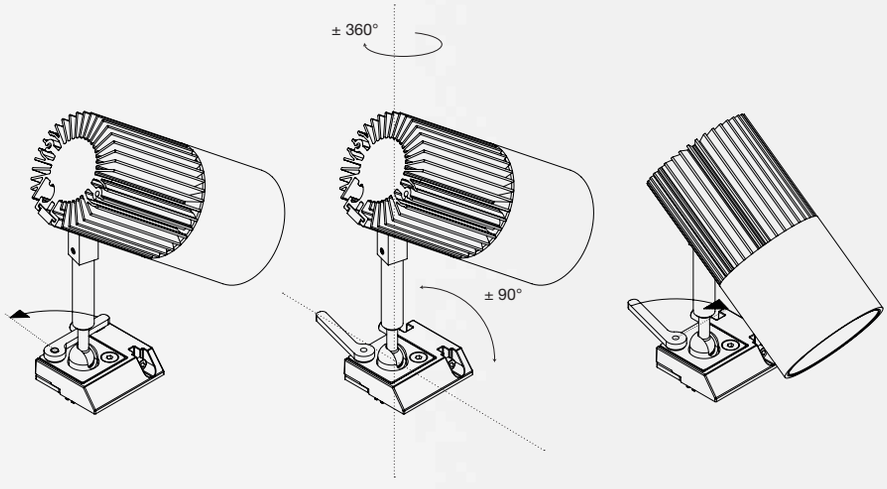

LEVER TO LOCK
THE SPOTLIGHT ORIENTATION

Vector channel spotlight

Rotation adjustability

Channel

		TRIM	TRIMLESS
	Min angle	Bottom groove	Upper groove
ROTATION	⍰	79°	90°
	⍰	45°	50°
TILTING	⍰	72°	72°
	⍰	72°	72°



3d view

140x140

		TRIM	TRIMLESS
	Min angle	Bottom groove	Upper groove
ROTATION	⍰	79°	90°
	⍰	45°	50°
TILTING	⍰	75°	72°
	⍰	75°	72°

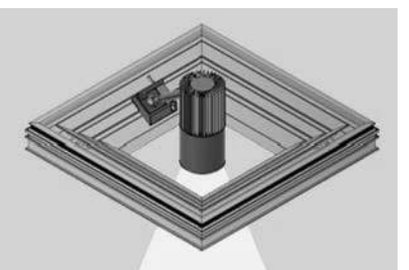

3d view

140x70

		TRIM	TRIMLESS
	Min angle	Bottom groove	Upper groove
ROTATION	⍰	20°	20°
	⍰	20°	0°
TILTING	⍰	10°	15°
	⍰	10°	15°

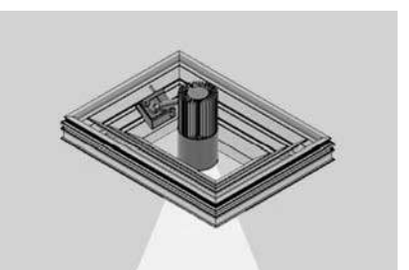

		TRIM	TRIMLESS
	Min angle	Upper groove	Upper groove
ROTATION	⍰	30°	20°
	⍰	25°	20°
TILTING	⍰	35°	35°
	⍰	35°	35°

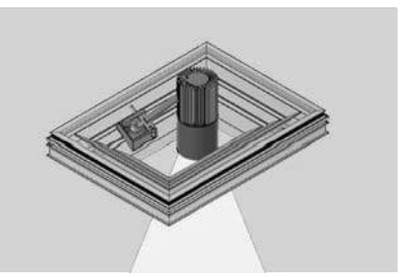

3d view

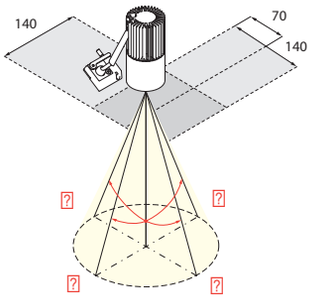

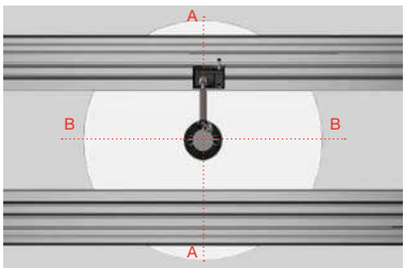

Top view

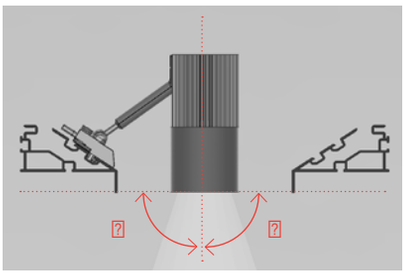

Section AA

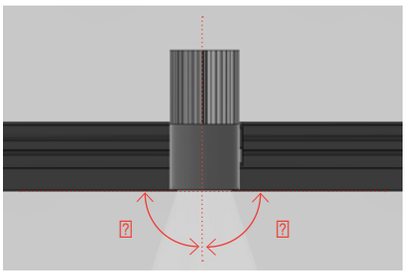

Section BB

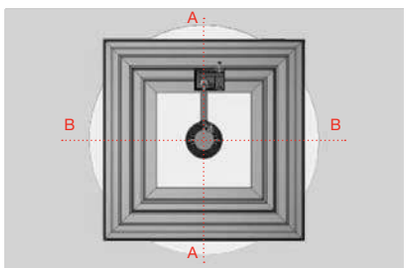

Top view

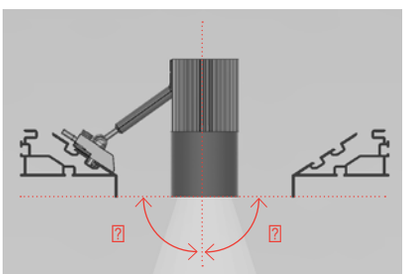

Section AA

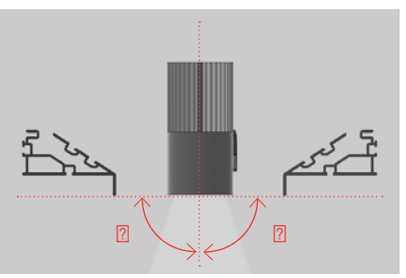

Section BB

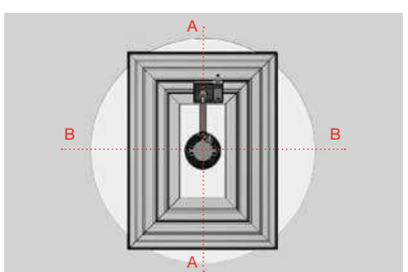

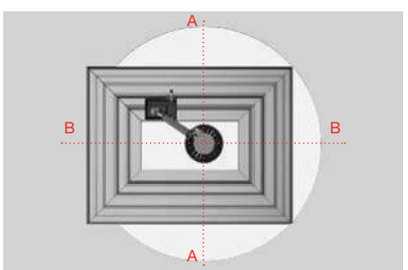

Top view

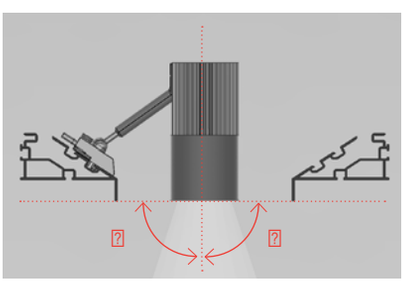

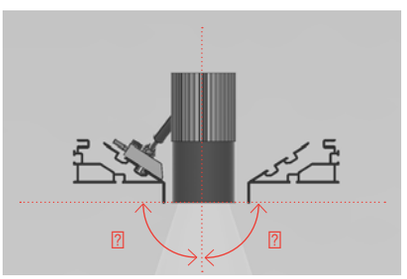

Section AA

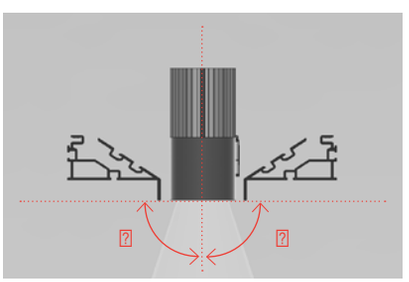

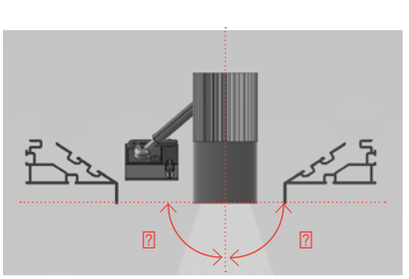

Section BB

VECTOR CHANNEL SPOTLIGHT

Black

04

S F WF

Delivery time on demand
2700K - 4000K

MacAdam 3SDCM
CRI 90

IP20
90°
360°

VECTOR CHANNEL SPOTLIGHT

W	Beam	Flux	CCT	Code
14 W	S 16°	1368 lm	2700K	**BW400.**04
		1445 lm	3000K	**BW410.**04
		1562 lm	4000K	**BW420.**04
	F 22°	1399 lm	2700K	**BW401.**04
		1478 lm	3000K	**BW411.**04
		1598 lm	4000K	**BW421.**04
	WF 32°	1452 lm	2700K	**BW402.**04
		1533 lm	3000K	**BW421.**04
		1658 lm	4000K	**BW422.**04



Life L70 (6K) 50000h

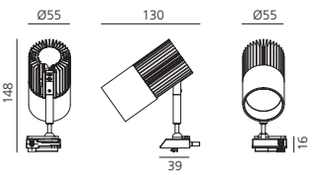

Accessories	Vector 55
	Code
 Accessories holder	**AP91100**
 Lens for elliptical emission	**AP91200**
 Soft filter	**AP91300**
 Anti-dazzle louver	**AP91400**

Driver	Vac	Lmm	Wmm	Hmm			Code
15-32W 350-725mA	220-240	146,5	43,5	30	⧈	Undimmable	**DV1102**
11-25W 200-500mA	220-240	164	38	24,5	⧈	Dimmable DALI	**DV1003**
16-38W 300-1050mA	220-240	146,5	44	30	⧈	Artemide APP	**DV1104APP**
20W 400mA	110-240	108	52	22	⧈	0-10, Push	**DV1090**





Villa Riello, Forte dei Marmi, Italy, Ph Mindbox





General lighting

ALE.01 708
Dreispitz 720
Eggboard 744
Flexia 770
La Linea 782
Mouette 810
Nur 1618 Acoustic 816
Silent Field 2.0 822
Tagora 826

ALE.01

Hassell





ALE.01 is a suspension lamp that offers multiple user adjustable options. It follows different lighting requirements over the course of the day, giving value to the perception and well-being of the individual but also paying attention to a conscious and responsible use of light energy.

ALE.01 is an example of sustainability along all its life cycle: it combines a careful and free lighting management in the use phase with innovative recycled and recyclable materials.

ALE.01 combines two different direct emissions, manageable separately, with an indirect diffused one.

The modules dedicated to direct emission consist of a series of highly efficient LED sources controlled by the patented Refractive optical technology.

The lens picks up 100% of the flux and controls it, the geometry of the body itself shields the vision of the sources at certain angles for a glare-free and uniform illumination, perfect for the office.

Each optical unit works as a task light thanks to personal control, ensuring precise, uniform illumination of a high perceptive quality of the light on the desk surface.

The light can be adapted to the needs of each space and task according to activities and in harmony with natural light for a positive energy balance.

Recycled Material

The shell of the product is crafted from an ABS compound incorporating post-consumer recycled (PCR) materials. This innovative blend is based on recycled polymers, offering a sustainable alternative to traditional plastic. By integrating at least 50% PCR content and giving new life to recycled materials, it significantly reduces the overall environmental impact.

This product embodies the perfect balance between functionality and eco-conscious practices, demonstrating that high-quality design can seamlessly coexist with environmental responsibility.

Recycable materials

Less use of virgin resources

Low consumption production

Recyclable

Less enviromental and ambiental and climatic impact



Double emissions



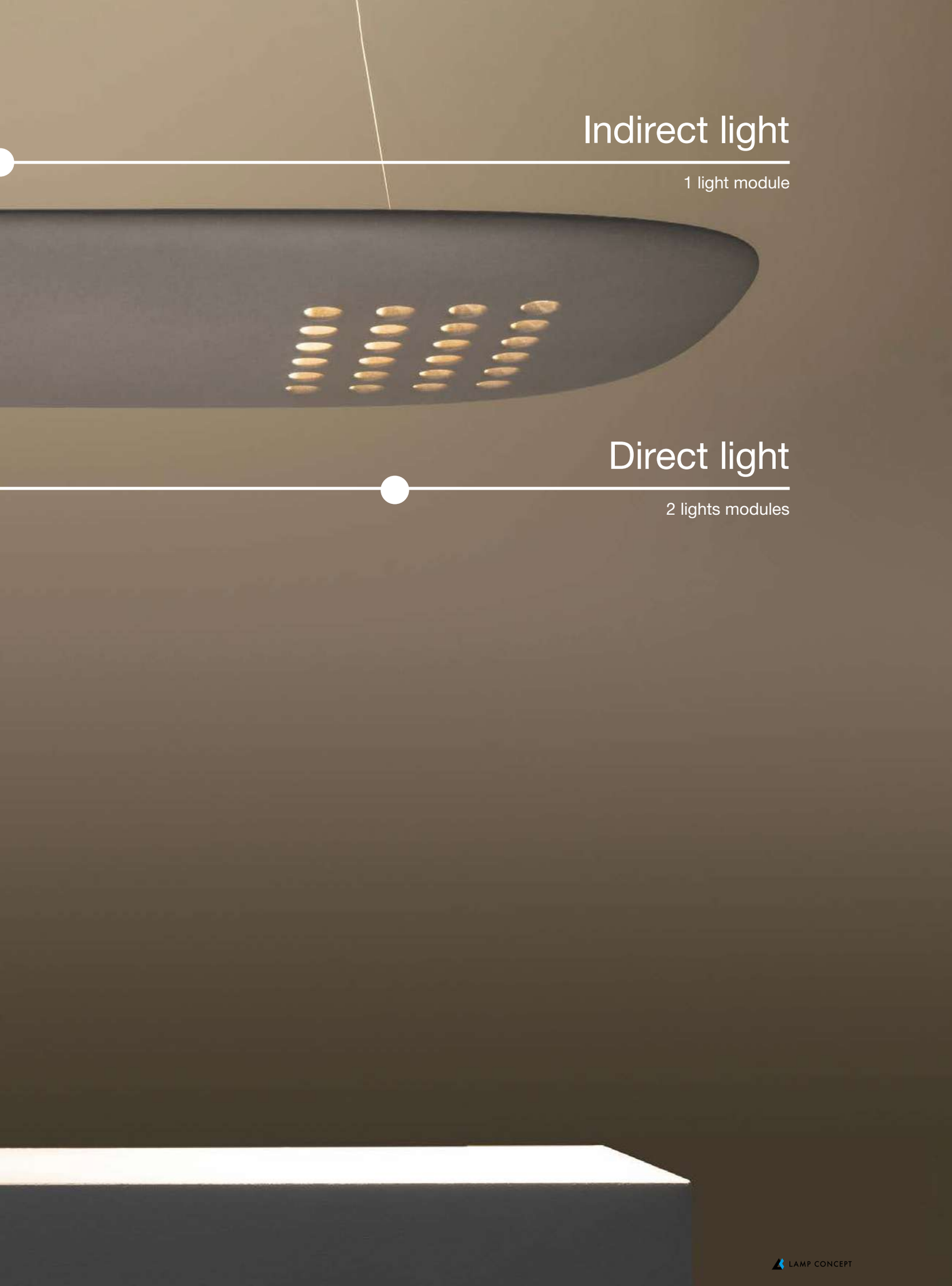

Indirect light

1 light module

Direct light

2 lights modules

1 DIRECT EMISSION



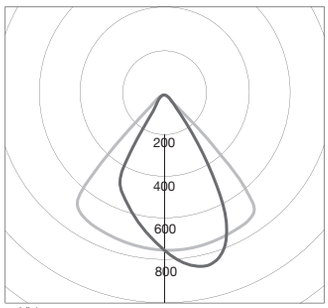

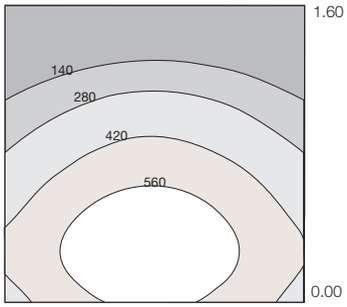

Installation h 2100 mm - Desk h 750 mm
E_{av}= 348 lx u_0= 0,050

1 DIRECT + INDIRECT EMISSION



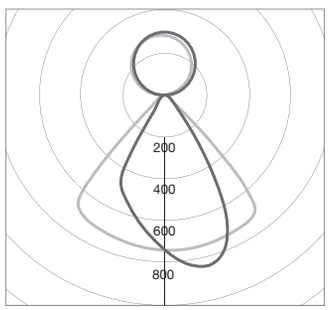

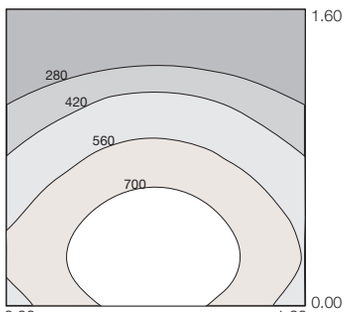

Installation h 2100 mm - Desk h 750 mm
E_{av}= 490 lx u_0= 0,301

2 DIRECT EMISSION



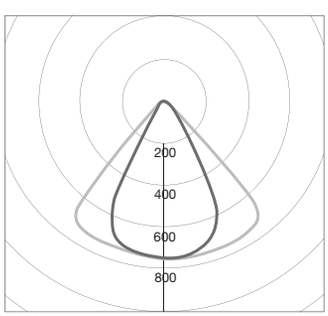

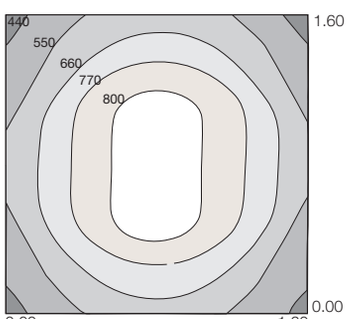

Installation h 2100 mm - Desk h 750 mm
E_{av}= 696 lx u_0= 0,550

2 DIRECT + INDIRECT EMISSION



2 DIRECT + INDIRECT EMISSION

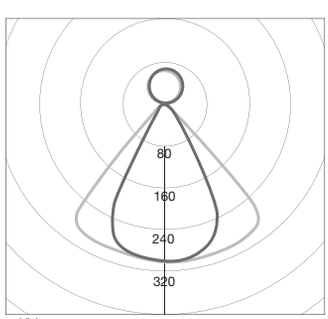

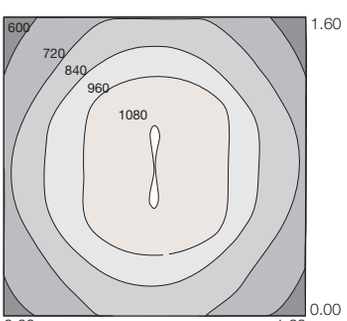

Installation h 2100 mm - Desk h 750 mm
E_{av}= 838 lx u_0= 0,612



Refractive elliptical lens

The lens is especially designed to intercept 100% of the flux emitted by the LED and control it with minimum dispersion so as to ensure high efficiency.
The lens is the primary optical system that collects and redirects the flux without intercepting the geometry of the body in which it is inserted, thus avoiding a deterioration in performance in terms of quantity and quality of light emission.
The special elliptical and tilted optical construction generate and asimmetrical emission perfect to light up two opposing work surfaces.
The shape of the lamp body itself act only as screens to avoid direct viewing of the LED from certain angles but do not affect the flux emitted, leaving a clean, pure light, whose characteristics are defined solely by the primary optics.

REFRACTIVE ELLIPTICAL LENS TECHNOLOGY

High power & performance

Light emission designed for double desk

Extreme glare control

UGR < 16 for observer at desk position

CRI 90

Good Uniformity



Attention: Orient the photometric solid toward the user.

ALE.01

Dove Brown

CRI =90

IP20

W	Flux	CCT	Colors	Dimmable DALI Code
2x14W direct 32W indirect	2x1584 lm direct 4475 lm indirect	3000K		**1075020A**
				1075010A
		4000K		**1075N20A**
				1075N10A







Dreispitz

Herzog & de Meuron
2023

Dreispitz is a pure element, a Euclidean geometric form that is not only scenographic but also absolutely professional in the light emission generated through its compositions.

A triangular central core houses the electronic components and can also accommodate management intelligence. On all three sides it supports light diffuser tubes that distribute the light emission softly and evenly in the space.

Intelligent modular construction allows the structure to be combined with an element featuring sharping controlled emission to respond to the needs of workplaces with controlled UGR.

Dreispitz is a functional solution that is nonetheless poetic thanks to the simplicity of its geometry and the freedom it allows to create graphic compositions that combine horizontal and vertical elements. It represents industrial intelligence that can be adapted to many different applications.

It can be a professional tool for office environments, a functional solution for the world of hospitality, a distinguishing feature for common areas, a unique piece that is both poetic and timeless, with the ability to blend seamlessly with any setting. It is versatile and universal. It is an unadorned, essential element that nonetheless has a strong, recognisable identity.



ARTEMIDE
APP



Dreispitz family



Dreispitz technologies combinations

3 Diffused emissions



Dreispitz suspension horizontal 120
104 x 99 x 1132 mm
h max 1800 mm
rose Ø137 mm
Total Power: 42W

Dreispitz suspension horizontal 150
104 x 99 x 1412 mm
h max 1800 mm
rose Ø137 mm
Total Power: 56W

2 Diffused emissions



Dreispitz suspension horizontal 120
78 x 99 x 1132 mm
h max 1800 mm
rose Ø137 mm
Total Power: 29W

Dreispitz suspension horizontal 150
78 x 99 x 1412 mm
h max 1800 mm
rose Ø137 mm
Total Power: 33W



1 Controlled emission



Dreispitz suspension horizontal 120
98 x 85 x 1132 mm
h max 1800 mm
rose Ø137 mm
Total Power: 19W

Dreispitz suspension horizontal 150
98 x 85 x 1412 mm
h max 1800 mm
rose Ø137 mm
Total Power: 23W

2 Diffused emissions
1 Controlled emission



Dreispitz suspension horizontal 120
98 x 99 x 1132 mm
h max 1800 mm
rose Ø137 mm
Total Power: 47W

Dreispitz suspension horizontal 150
98 x 99 x 1412 mm
h max 1800 mm
rose Ø137 mm
Total Power: 55W

Dreispitz stand alone typologies

SUSPENSION VERTICAL

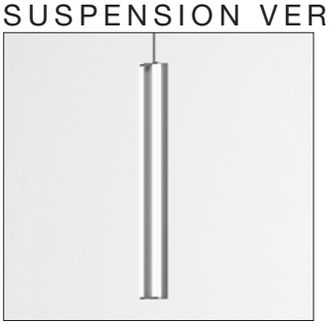

3 DIFFUSED EMISSION

FLOOR



3 DIFFUSED EMISSION

SUSPENSION HORIZONTAL



3 DIFFUSED EMISSION



2 DIFFUSED EMISSION



1 CONTROLLED EMISSION

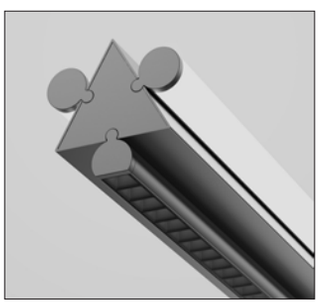

2 DIFFUSED EMISSION
1 CONTROLLED EMISSION

WALL/CEILING



2 DIFFUSED EMISSION




LAMP CONCEPT

Controlled emission



Refractive lens
collects 100% of the LED luminous flux

High efficiency
more than 90%

High efficacy
110 lm/W

Extreme glare control
UGR<19
Luminance<3000 cd/m² @ 65°



DREISPITZ SUSPENSION

Silver Green Black

Driver supplied separately.

Fitting to be completed with installation frame.

MacAdam 3SDCM
Life L70 (6K) 50000h
CRI =90
UGR 19*

IP20

SUSPENSION HORIZONTAL

3 Diffused emission

Lenght	W	Flux	Colours	Code	APP Code
120	42 W	4931 lm		**1850000A**	**1850000APP**
		4510 lm		**1850010A**	**1850010APP**
		4408 lm		**1850030A**	**1850030APP**
150	56 W	6275 lm		**1851000A**	**1851000APP**
		5741 lm		**1851010A**	**1851010APP**
		5610 lm		**1851030A**	**1851030APP**



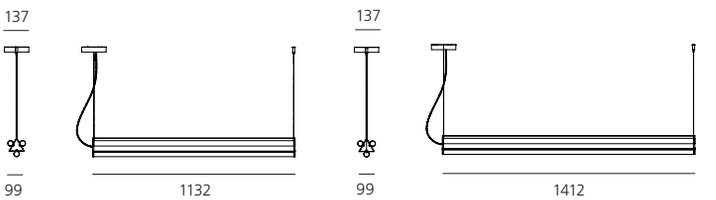

2 Diffused emission

Lenght	W	Flux	Colours	Code	APP Code
120	29 W	3287 lm		**1852000A**	**1852000APP**
		3007 lm		**1852010A**	**1852010APP**
		2939 lm		**1852030A**	**1852030APP**
150	33 W	4183 lm		**1853000A**	**1853000APP**
		3827 lm		**1853010A**	**1853010APP**
		3740 lm		**1853030A**	**1853030APP**



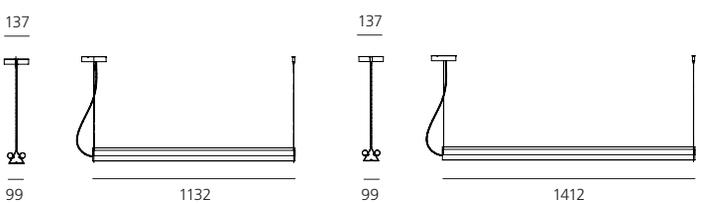

1 Controlled emission*

Lenght	W	Flux	Colours	Code	APP Code
120	19 W	1860 lm		**1854000A**	**1854000APP**
				1854010A	**1854010APP**
				1854030A	**1854030APP**
150	23 W	2325 lm		**1855000A**	**1855000APP**
				1855010A	**1855010APP**
				1855030A	**1855030APP**



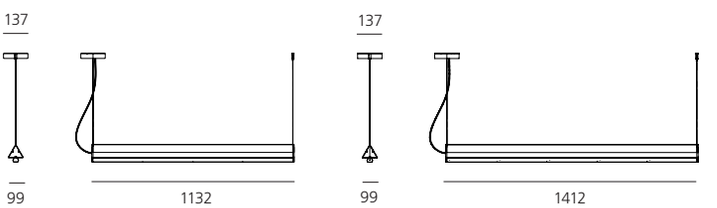

1 Controlled emission* + 2 Diffused emission

Lenght	W	Flux	Colours	Code	APP Code
120	47 W	5147 lm		**1856000A**	**1856000APP**
		4867 lm		**1856010A**	**1856010APP**
		4799 lm		**1856030A**	**1856030APP**
150	55 W	6508 lm		**1857000A**	**1857000APP**
		6152 lm		**1857010A**	**1857010APP**
		6065 lm		**1857030A**	**1857030APP**



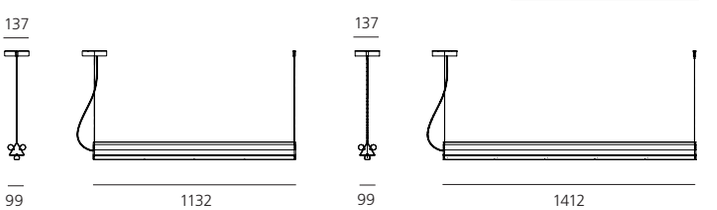



DREISPITZ SUSPENSION

Silver Green Black

Driver supplied separately.

Fitting to be completed with installation frame.

MacAdam 3SDCM
Life L70 (6K) 50000h
CRI =90

IP20

SUSPENSION VERTICAL

3 Diffused emission					
Lenght	W	Flux	Colours	Code	APP Code
90	30 W	3586 lm		**1858000A**	**1858000APP**
		3280 lm		**1858010A**	**1858010APP**
		3206 lm		**1858030A**	**1858030APP**
120	40 W	4931 lm		**1859000A**	**1859000APP**
		4510 lm		**1859010A**	**1859010APP**
		4408 lm		**1859030A**	**1859030APP**

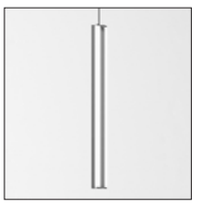

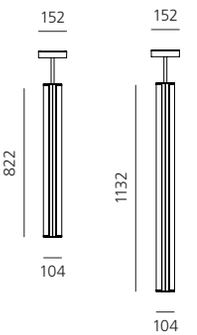

WALL/CEILING

2 Diffused emission					
Lenght	W	Flux	Colours	Code	APP Code
90	20 W	3287 lm		**1861000A**	**1861000APP**
		3007 lm		**1861010A**	**1861010APP**
		2939 lm		**1861030A**	**1861030APP**
120	28 W	2391 lm		**1862000A**	**1862000APP**
		2187 lm		**1862010A**	**1862010APP**
		2137 lm		**1862030A**	**1862030APP**



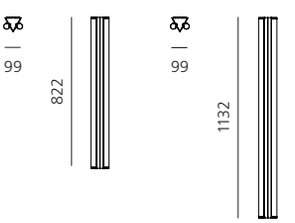







Talstation Unterwasser, Chäserrug, Switzerland, Project by Herzog & de Meuron, Ph. Daisuke Hirabayashi



DREISPITZ FLOOR

Silver Green Black

Driver supplied separately.

Fitting to be completed with installation frame.

MacAdam 3SDCM
Life L70 (6K) 50000h
CRI =90

IP20

FLOOR

3 Diffused emission				
W	Flux	Colours	Code	Code
				APP
52 W	6250 lm		**1860000A**	**1860000APP**
	5720 lm		**1860010A**	**1860010APP**
	5590 lm		**1860030A**	**1860030APP**



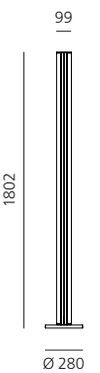

Dreispitz System





High Efficiency

up to 134 lm/W

UGR < 19

DREISPITZ SYSTEM SUSPENSION

Silver Green Black

Driver supplied separately.

Fitting to be completed with installation frame.

MacAdam 3SDCM
Life L70 (6K) 50000h
CRI =90
UGR 19*

IP20

SUSPENSION ORIZONTAL

3 Diffused emission

Lenght	W	Flux	Colours	Code
120	42 W	4931 lm		**CO13305**
		4510 lm		**CO13309**
		4408 lm		**CO13304**
150	56 W	6275 lm		**CO23305**
		5741 lm		**CO23309**
		5610 lm		**CO23304**



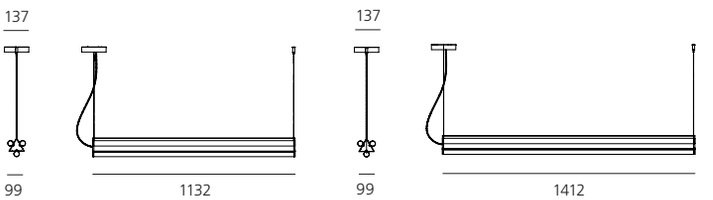

2 Diffused emission

Lenght	W	Flux	Colours	Code
120	29 W	3287 lm		**CO13005**
		3007 lm		**CO13009**
		2939 lm		**CO13004**
150	33 W	4183 lm		**CO03205**
		3827 lm		**CO03209**
		3740 lm		**CO03204**



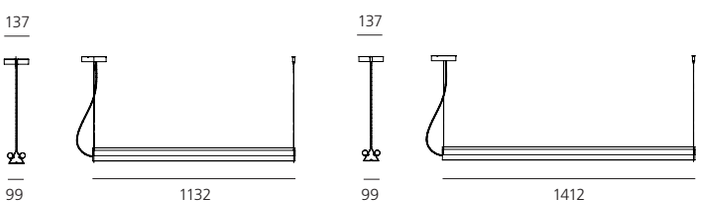

1 Controlled emission*

Lenght	W	Flux	Colours	Code
120	19 W	1860 lm		**CO10205**
				CO10209
				CO10204
150	23 W	2325 lm		**CO20205**
				CO20209
				CO20204



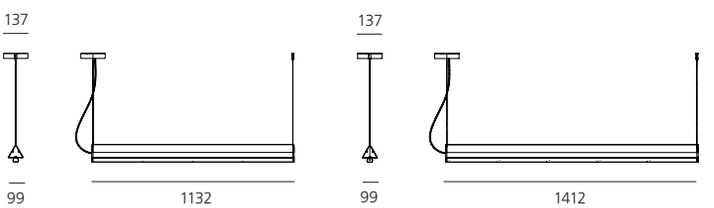

1 Controlled emission* + 2 Diffused emission

Lenght	W	Flux	Colours	Code
120	47 W	5147 lm		**CO13205**
		4867 lm		**CO13209**
		4799 lm		**CO13204**
150	55 W	6508 lm		**CO23205**
		6152 lm		**CO23209**
		6065 lm		**CO23204**



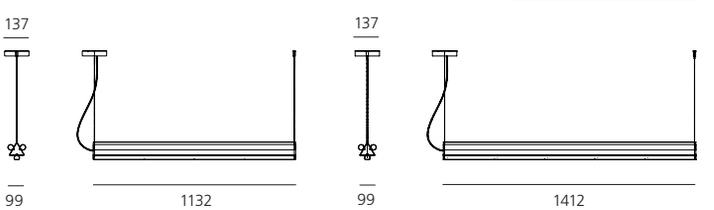

DREISPITZ SYSTEM WALL/CEILING

Silver Green Black

Driver supplied separately.

Fitting to be completed with installation frame.

MacAdam 3SDCM
Life L70 (6K) 50000h
CRI =90

IP20

WALL/CEILING

2 Diffused emission

Lenght	W	Flux	Colours	Code
90	20 W	3287 lm		**CO33005**
		3007 lm		**CO33009**
		2939 lm		**CO33004**
120	28 W	2391 lm		**CO43005**
		2187 lm		**CO43009**
		2137 lm		**CO43005**



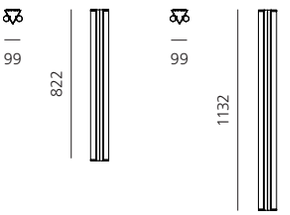

Accessories

		Colours	Code	DALI Code	APP Code
	Interconnection powered joint		**CO90005**		
			CO90004		
			CO90009		
	End cap kit for wall/ceiling version		**CO91005**		
			CO91004		
			CO91009		
	Ceiling rose **IP**20 ⏚			**CO00005**	**CO00005APP**
				CO00004	**CO00004APP**
				CO00009	**CO00009APP**







Eggboard

Progetto CMR - Giacobone & Roj
2014

ARTEMIDE
APP
on request



Design Office Stuttgart Tower, Stuttgart , Germany



Eggboard matrix



Suspension appliance with sound-absorbing properties ensured by an unusual sinusoidal cross-section design of the lower surface and the use of a sound-absorbing material.

Acoustic efficiency is ensured within a limited space by positioning at approximately one metre above the head of the speaker and listener.

Direct emission: a board with a high number of low-voltage LEDs ensures maximum lighting comfort.

Reflectors can be rotated for use on single or counterposed double desk.

Complies with the norms on office activities that involve the use of video-terminals (UGR<19).

Available in 3 colours (white, grey, green) and 2 different sizes (1600X800mm - 800X800mm).



Giuntini Headquarters, Project by and studio architects, Peccioli (PI), Italy, Ph. Piero Savorelli



EGGBOARD MATRIX 1 DESK



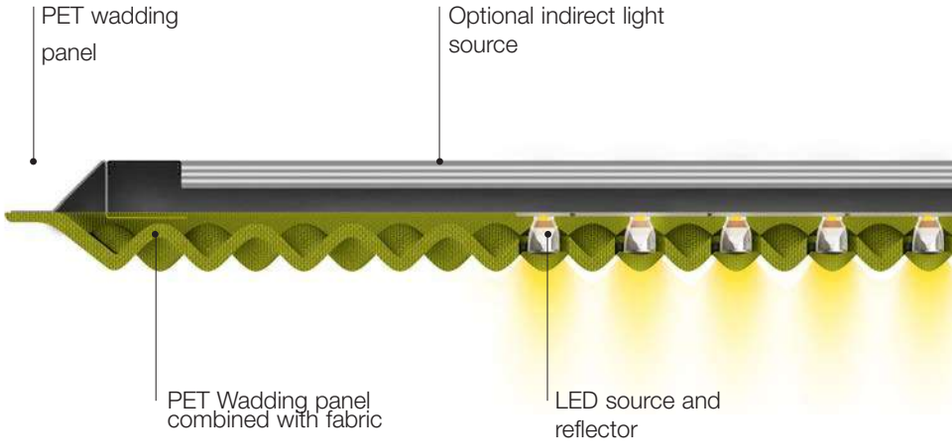

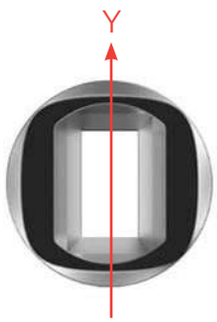

Rotating the elliptic-beam reflector along the Y axis allows to use the product to illuminate one workstation.

UGR < 12

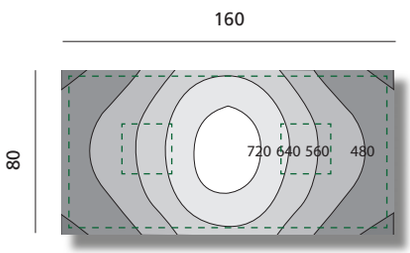



EGGBOARD MATRIX 2 DESK



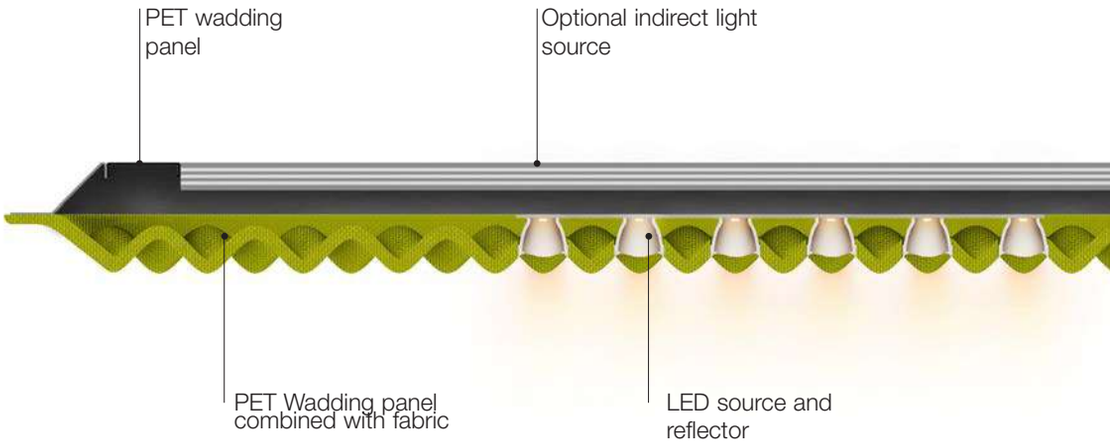



Rotating the elliptic-beam reflector along the X axis allows to use the product to illuminate two workstations.

UGR < 17

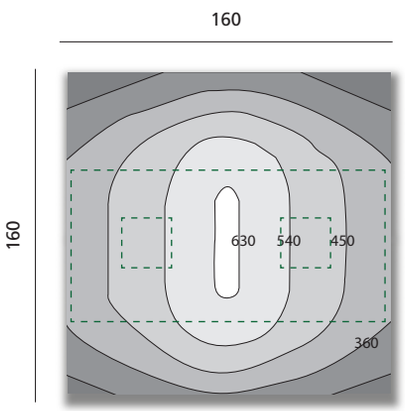





EGGBOARD ACOUSTIC PANEL



The sound-absorbing material acts by reducing the reverberation time (i.e. the time required to reduce any noise inside the room by 60 db, so as to ensure that any echoes due to reflections on the walls are inaudible).

The frequency of human voice typically ranges from 1 to 4 kHz.

The use of materials capable to reduce these frequencies allows better understanding of speech and prevents the need to talk loudly to cover the background noise.

The sound-absorbing appliance should be located 400-600 mm off the ceiling to ensure optimal operation.

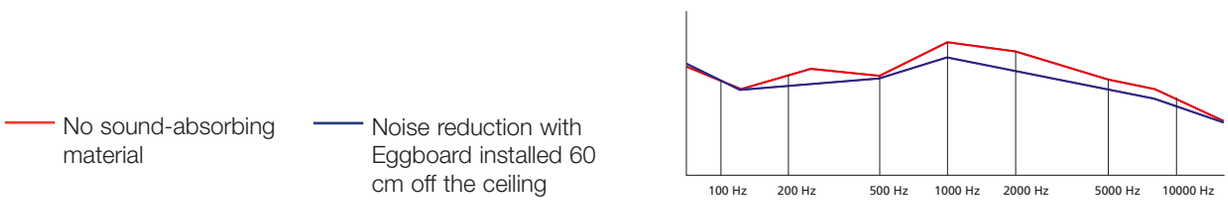

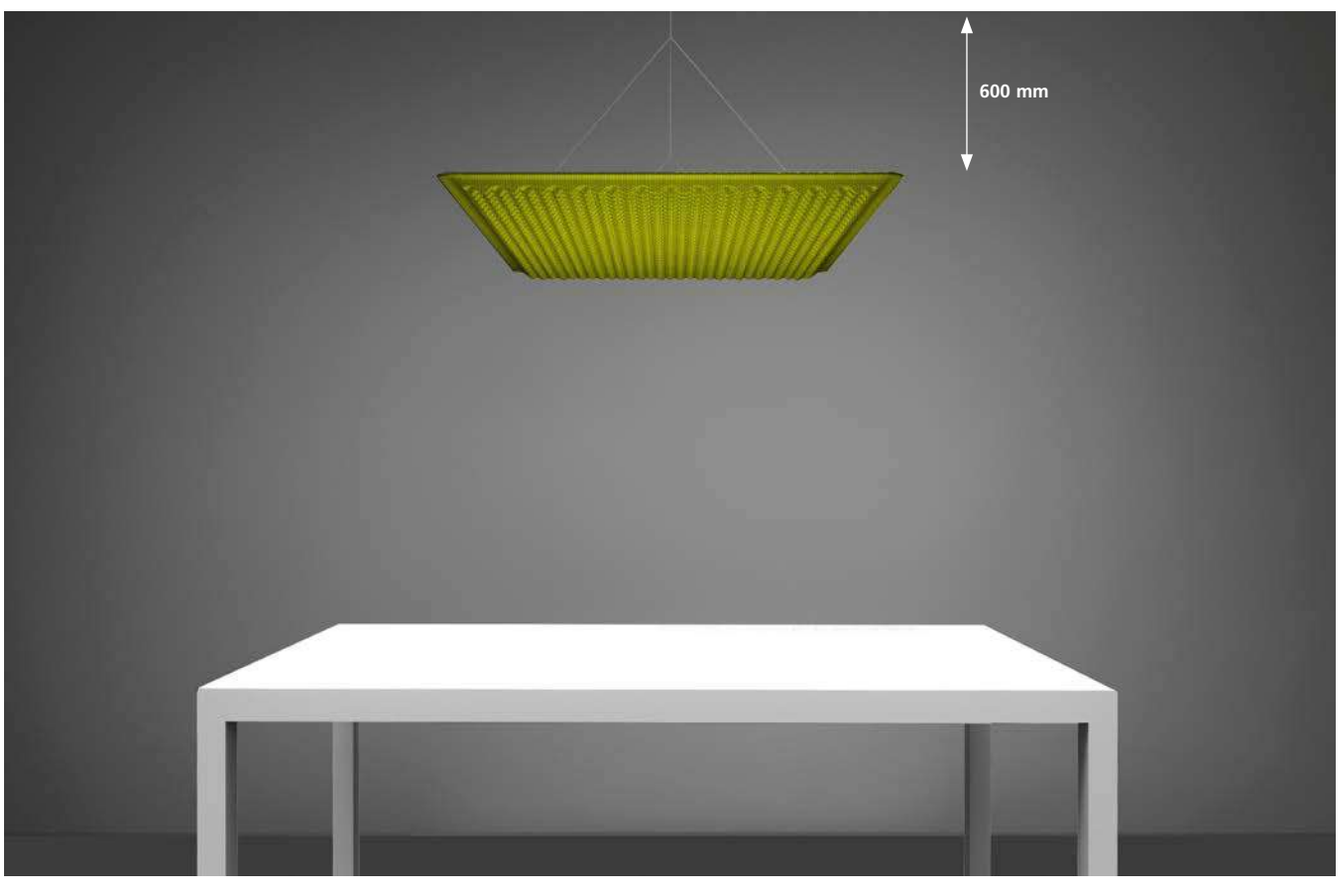

EGGBOARD MATRIX

White cream **2.** | Grey **9.** | Green **5.** | XF

220/240Vac 50/60Hz electronic ballast included.

MacAdam 3SDCM
Direct: Life L90 (10K)>60000h
CRI =90
Indirect: Life L80 (10K)>55000h
CRI =80

IP20
UGR<19

1600x800

Direct				
W	Weight	Beam	Flux	CCT
31 W	16,5 kg	XF	2402 lm	3000 K
			2488 lm	4000 K

Dimmable DALI
Code
M3100W. 2/9/5 **.1**
M3100N. 2/9/5 **.1**



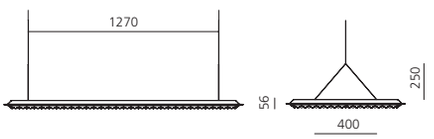

Direct + Indirect				
W	Weight	Beam	Flux	CCT
31 W direct	17,68 kg	XF	2402 lm direct 4030 lm indirect	3000 K
44 W indirect			2488 lm direct 4234 lm indirect	4000 K

Dimmable DALI
Code
M3101W. 2/9/5 **.1**
M3101N. 2/9/5 **.1**



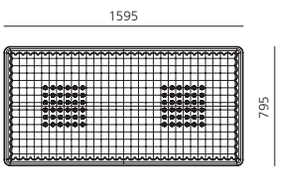

Without light
Weight
10 kg

Code
M3108. 2/9/5 **.0**



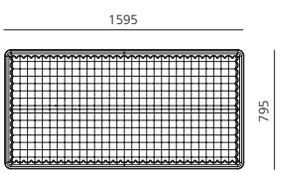

800x800

Direct				
W	Weight	Beam	Flux	CCT
16 W	9,20 kg	XF	1200 lm	3000 K
			1244 lm	4000 K

Dimmable DALI
Code
M3102W. 2/9/5 **.1**
M3102N. 2/9/5 **.1**



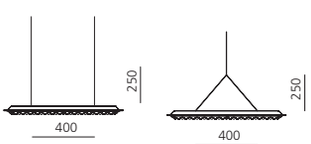

Direct + Indirect				
W	Weight	Beam	Flux	CCT
16 W direct 23 W indirect	9,70 kg	XF	1200 lm direct 2015 lm indirect	3000 K
			1244 lm direct 2117 lm indirect	4000 K

Dimmable DALI
Code
M3103W. 2/9/5 **.1**
M3103N. 2/9/5 **.1**



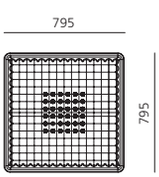

Without light
Weight
5 kg

Code
M3109. 2/9/5 **.0**



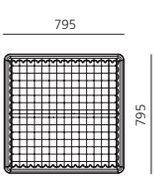



Interface Offices, Krefeld, Germany, Ph. Bernadette Grimmenstein





Eggboard baffle



Progetto CMR Offices, Milan, Italy, Ph. Andrea Martiradonna

EGGBOARD BAFFLE

White cream	Grey	Green	XF
2.	**9.**	**5.**	

220/240Vac 50/60Hz electronic ballast included.

For the suspension version, order the ceiling rose or the APP kit separately.

For the ceiling version, order only the APP kit separately.

MacAdam 3SDCM
Direct: Life L90 (10K)>60000h
CRI =90
Indirect: Life L80 (10K)>55000h
CRI =80

IP20
UGR<19

1600x400 SUSPENSION / CEILING

Direct				
W	Emission	Beam	Flux	CCT
20 W	sharp	XF	1468 lm	3000 K
			1521 lm	4000 K

Dimmable DALI
Code
AZ212. 21/91/51
AZ214. 21/91/51



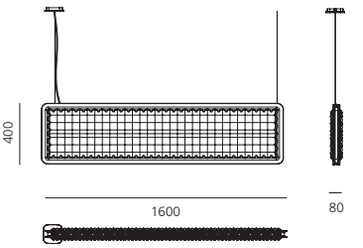

1600x400 SUSPENSION

Direct + Indirect				
W	Emission	Beam	Flux	CCT
20 W	direct sharp	XF	1468 lm direct	3000 K
41 W	indirect diffused		4927 lm indirect	
			1521 lm direct	4000 K
			5147 lm indirect	

Dimmable DALI
Code
AZ222. 21/91/51
AZ224. 21/91/51

800x400 SUSPENSION / CEILING

Direct				
W	Emission	Beam	Flux	CCT
9 W	sharp	XF	667 lm	3000 K
			691 lm	4000 K

Dimmable DALI
Code
AZ112. 21/91/51
AZ114. 21/91/51



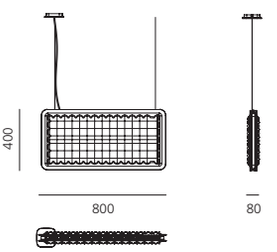

800x400 SUSPENSION

Direct + Indirect				
W	Emission	Beam	Flux	CCT
9 W	direct sharp	XF	667 lm direct	3000 K
17 W	indirect diffused		1971 lm indirect	
			691 lm direct	4000 K
			2059 lm indirect	

Dimmable DALI
Code
AZ122. 21/91/51
AZ124. 21/91/51

Accessories	
	Code
Canopy + 1 power cable L 210, dimmable DALI only for suspension	**AZ92000**
APP power supply kit for suspension + 1 power cable L 210	**AZ92100**
BLL DALI interface for APP	**AZ92200**

	Ceiling	**Suspension**
ND	**unnecessary**	**-**
DALI	**unnecessary**	**AZ92000**
BLL	**AZ92200**	**AZ92100**



Progetto CMR Offices, Milan, Italy. Ph. Andrea Martiradonna

EGGBOARD BAFFLE ACUSTIC PANEL

White cream	Grey	Green	XF
2.	**9.**	**5.**	

MacAdam 3SDCM
Direct: Life L90 (10K)>60000h
CRI =90
Indirect: Life L80 (10K)>55000h
CRI =80

IP20
UGR<19

SUSPENDED/CEILING

Acustic panel without light	Code
1600 x 800	**AZ300.** 21/91/51
1600 x 400	**AZ200.** 21/91/51



WALL/CEILING

Acustic panel without light	Code
1600 x 800	**AZ800.** 21/91/51
1600 x 400	**AZ700.** 21/91/51
800 x 800	**AZ600.** 21/91/51
800 x 400	**AZ500.** 21/91/51



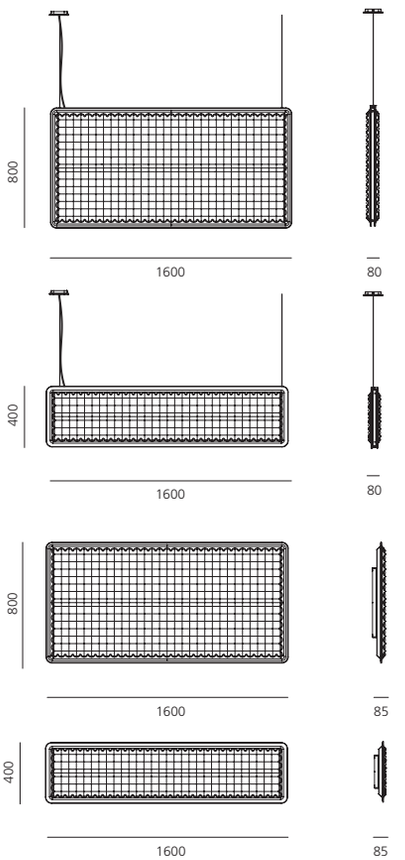





Eggboard circle





EGGBOARD CIRCLE COMPOSITION



BLL interface
for APP
Dimmable Dali

Code example
EG90000APP



Ceiling rose
with driver
White glossy

Code example
EG. 10/20. 821

Light engine
Ø 6300 mm
Ø 9300 mm



Acustic panel

Ø 6300 mm
Ø 9300 mm

Code example
EG. 10/20. 010

EGGBOARD CIRCLE

White cream **21.** | Blue **81.** | Green **51.**

MacAdam 3SDCM
Direct: Life L90 (10K)>60000h
CRI =90
Indirect: Life L80 (10K)>55000h
CRI =80

IP20
UGR<19

Ø 6300 mm

Direct / Direct + indirect emission

W	Flux	CCT	Dimmable DALI Code
53 W	6229 lm Direct	3000 K	**EG10010**
	6370 lm Direct	4000 K	**EG10110**
53 W + 28 W	6229 lm Direct + 3990 lm Indirect	3000 K	**EG11010**
	6370 lm Direct + 4021 lm Indirect	4000 K	**EG11110**



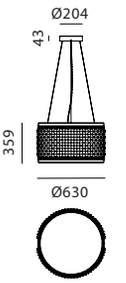

Acustic panel

Colour	Code
○ Withe Cream	EG10821
● Blue	EG10851
● Green	EG10881

Ø 9300 mm

Direct / Direct + indirect emission

W	Flux	CCT	Dimmable DALI Code
80 W	11384 lm Direct	3000 K	**EG20010**
	11645 lm Direct	4000 K	**EG20110**
80 W + 27	11384 lm Direct + 4047 lm Indirect	3000 K	**EG21010**
	11645 lm Direct + 4078 lm Indirect	4000 K	**EG21110**



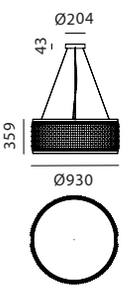

Acustic panel

Colour	Code
○ White Cream	EG20821
● Blue	EG20851
● Green	EG20881

	Code
BLL interface for APP L 2100 mm dimmable DALI	**EG90000APP**





Flexia

Mario Cucinella
2020

PATENT OF INVENTION: OPTICS

ARTEMIDE
APP



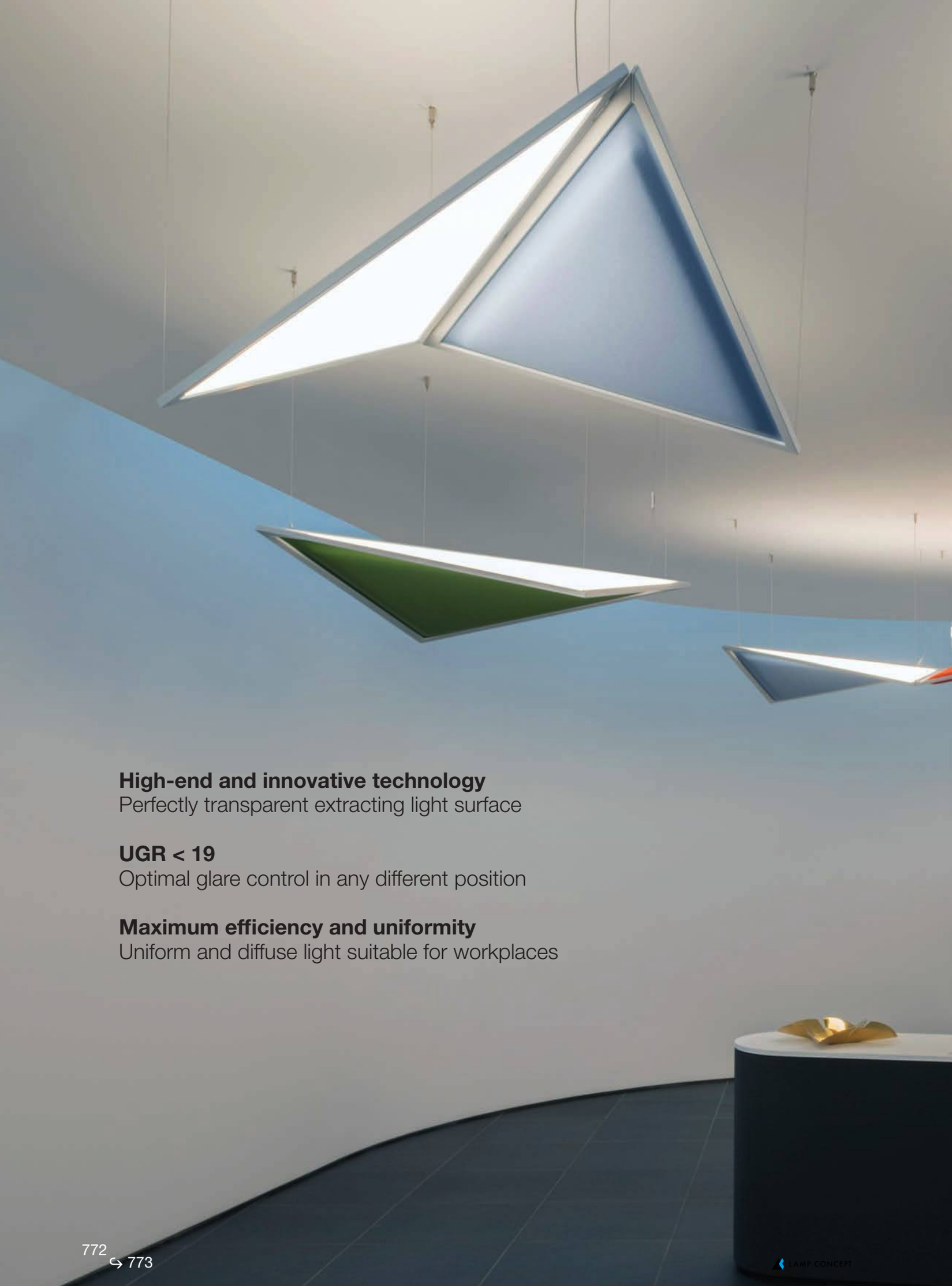

High-end and innovative technology
Perfectly transparent extracting light surface

UGR < 19
Optimal glare control in any different position

Maximum efficiency and uniformity
Uniform and diffuse light suitable for workplaces



Artemide Exhibition Centre, Pregnana Milanese (Milan), Italy



Acoustic quality

The acoustic panel section controls reverberation, absorbing the sound waves reflected in the environment. Shape, materials and density are selected to work mainly on the frequencies of human speech. The result is beauty that derives from a parametric and functional intelligence.



Controlled light performance

The Discovery patented technology applied in Flexia produces a diffused, uniform, comfortable emission that also respects UGR standards for use in workspaces in any installation position. It is a technical performance expressed through emotional perception and the magical quality of transparency. Artemide's ability looks beyond traditional concepts and interprets technology in a way that is beneficial to our well-being.

Flexible wings



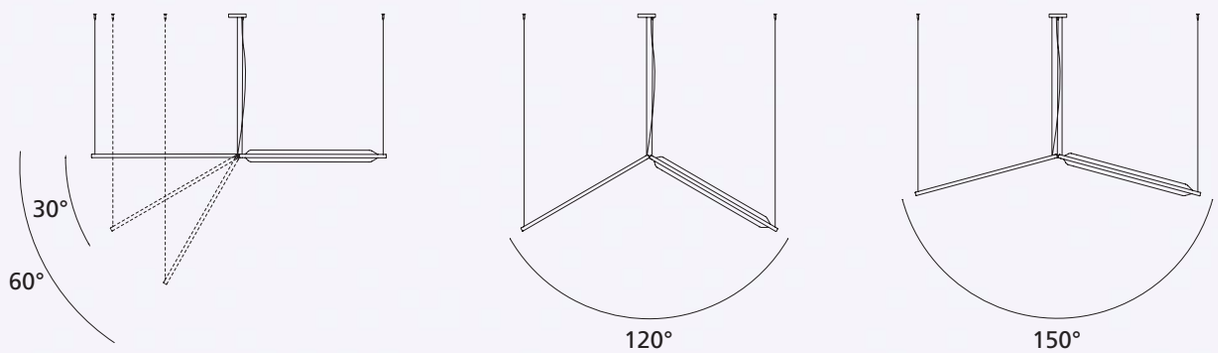



Flexia’s flexible wings are equipped with a rotation mechanism that goes from 0 to 30° and 60°. The many possible inclinations and positions can help in calibrating light and acoustic interaction with the environment.

Sustainable innovation

Flexia has a reduced energy footprint, high efficiency and flexible control for environmental friendly use. The possibility of controlling the emission with Artemide App encourages users to adopt an increasingly conscious use of light. Flexia shows how the sustainability of a building can also be achieved starting from the elements that animate the spaces.





FLEXIA

Green Blue Red

The APP driver can not be controlled by DALI dimming system and viceversa.

MacAdam 3SDCM
Life L90 (6K) 50000h
CRI =90

IP20

FLEXIA SUSPENSION

W	CCT	Flux	Color	Code
65 W	3000K	6475 lm		**CC10000**
				CC10300
				CC10400



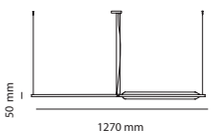

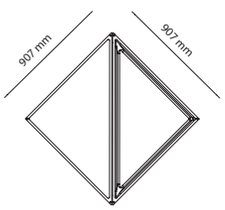

FLEXIA WALL

W	CCT	Flux	Color	Code
65 W	3000K	6475 lm		**CC60000**
				CC60300
				CC60400



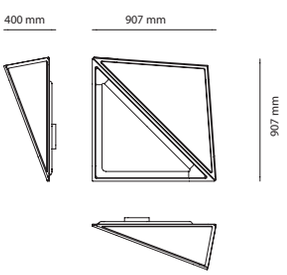

DRIVER

Power Units	Vac	L_{mm}	W_{mm}	H_{mm}	Dimming	Code
65W	220-240	400	110	50	DALI/1-10/Push	**CC90000**
65W	220-240	400	110	50	APP suspension	**CC90000APP**





La Linea

BIG
2019

PATENT OF INVENTION: OPTICS

Wallpaper* DESIGN AWARDS 2020 WINNER

WINNER DESIGN AWARDS 2020 BO BEDRE • COSTUME LIVING • NORDIC LIVING • BOLIG MAGASINET

INNOVATIONSPREIS ARCHITEKTUR + TECHNIK
2020 AUSZEICHNUNG

La Linea turns light into an ideal fixture for outdoor spaces, architectures, parks, or public and urban areas to requalify common spaces, create social and engaging landscapes, and promote relations between people and their surroundings.

“The flexibility enables us to move and interact with the environment in new and unpredicatable ways.
The possiblities are endless!”

BIG - Bjarke Ingels Group





La Linea is flexible

La Linea is a flexible tube of light, capable to freely twist and turn in space according to undefined geometries.



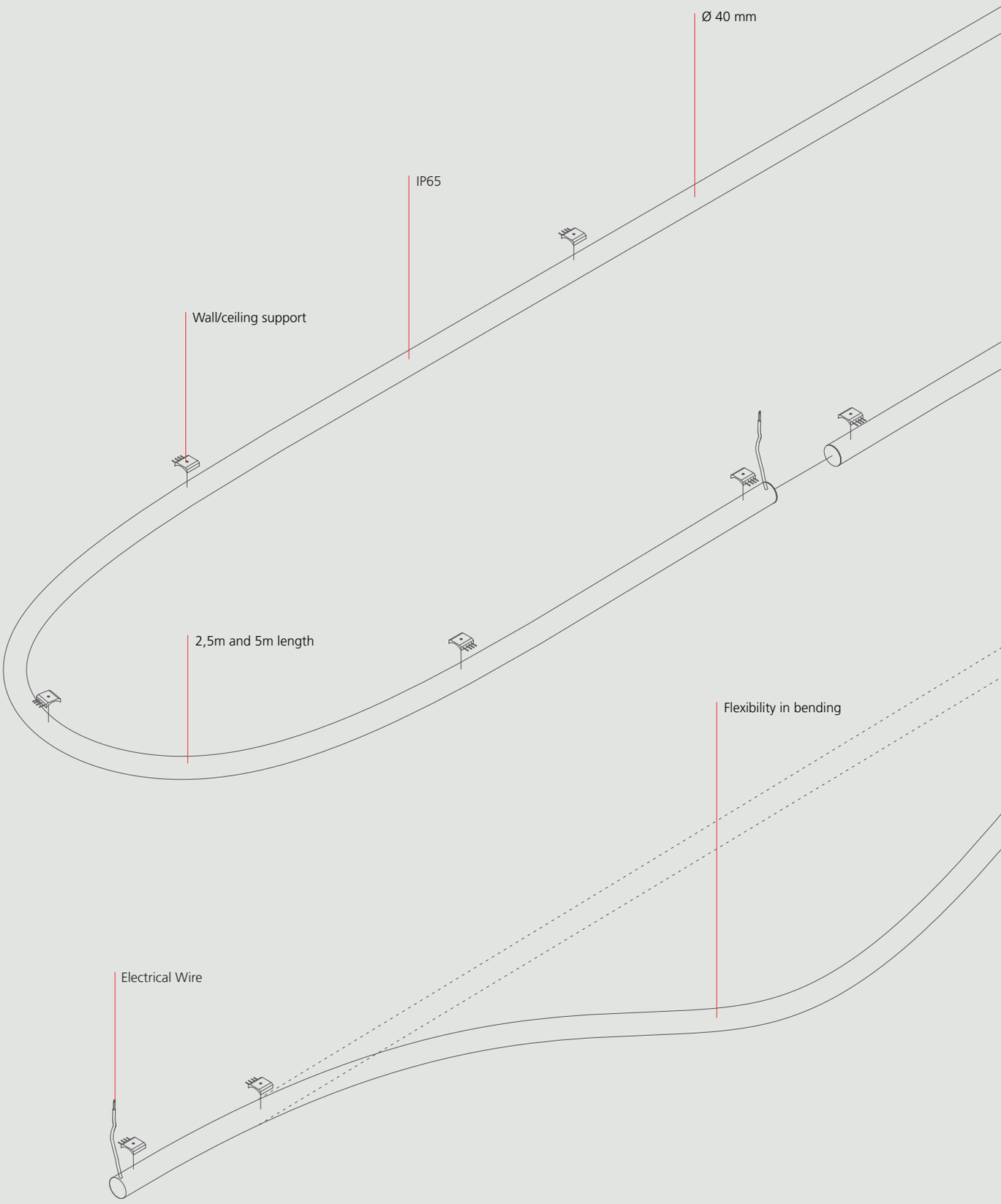
Ø 40 mm
IP65
Wall/ceiling support
2,5m and 5m length
Flexibility in bending
Electrical Wire

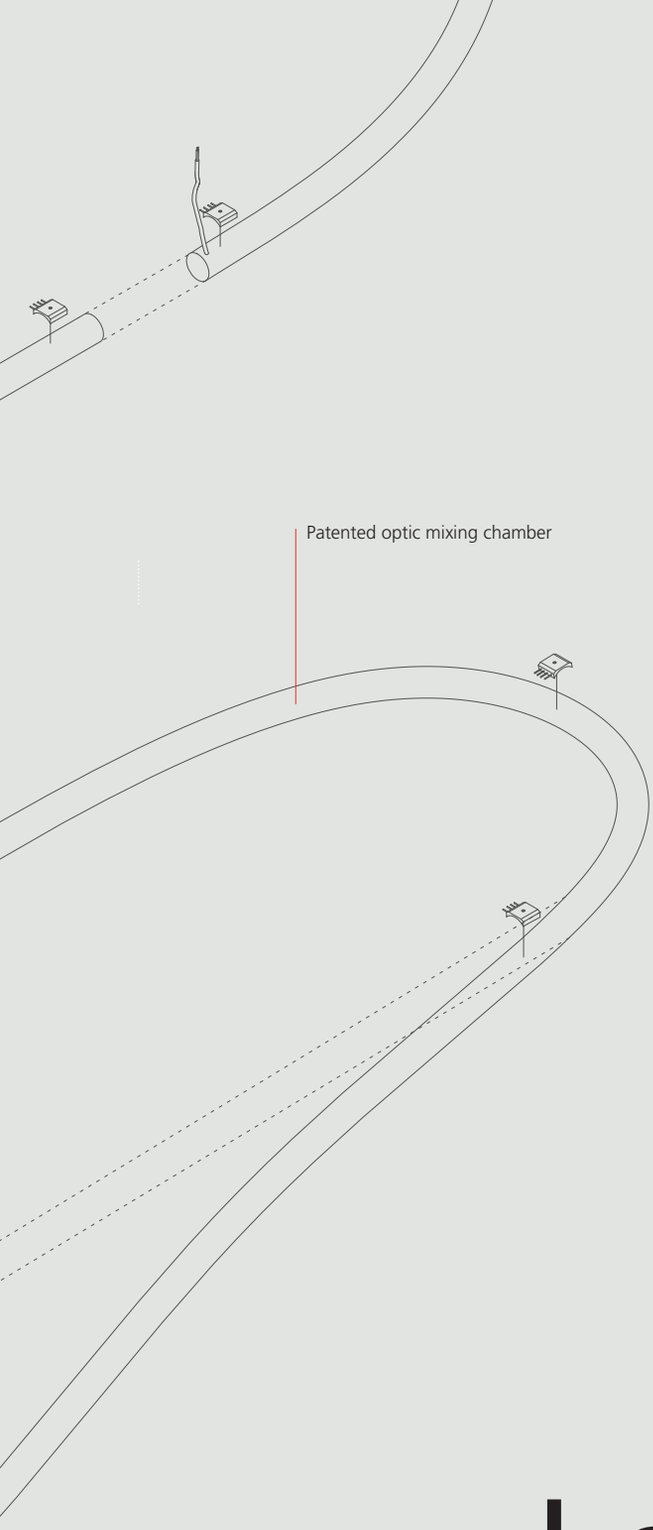

La Linea is innovative

Its patented section brings together several types of intelligence connected with optical, as well as material, mechanical, manufacturing principles and sustainable values, which take care of each individual aspect of the product's life stages.

Endless applications





Private Villa, Catania, Italy, Ph. Federico Villa



Private residence, Santa Margherita (Genova), Italy, Ph. Federico Villa



LA LINEA

White

Wall/ceiling supports included.

Driver supplied separately.

CRI95

IP20

850°

-90° 90° 355°

LA LINEA 2500 mm

La Linea			
Length	W	Flux	CCT
2500 mm	13,2W/m	960 lm/m	3000K

Dimmable
Code
T4601010





Ø 40

DRIVER

Power	Vac	Lmm	Wmm	Hmm	IP	Dimming	Code
90W	210-240	250	63	38	65	0-10/On-Off	**DV1075**
90W	210-240	250	63	38	65	DALI/On-Off	**DV1076**
90W	110-240	250	100	52	20	PUSH & APP	**DV1075APP**

POWER KIT

Power	Vac	Lmm	Wmm	Hmm	IP	Dimming	Code
96W	110-240	400	110	52	20	Undimerable	**A4681210**
96W	110-240	400	110	52	20	DALI/0-10/PUSH	**A4681010**
96W	110-240	400	110	52	20	PUSH & APP	**A4681010APP**
96W	110-240	400	104	61	65	PUSH & APP	**T4681010APP**

LA LINEA

White

Wall/ceiling supports included.

CRI95

IP65

LA LINEA 5000 mm

La Linea			
Length	W	Flux	CCT
5000 mm	13,2W/m	960 lm/m	3000K

Dimmable
Code
T4600010





Ø 40

DRIVER

Power	Vac	L_{mm}	W_{mm}	H_{mm}	IP	Dimming	Code
120W	220-240	300	40	30	20	On-Off	**DV1033**
90W	210-240	250	63	38	65	0-10/On-Off	**DV1075**
90W	210-240	250	63	38	65	DALI/On-Off	**DV1076**
90W	110-240	250	100	52	20	PUSH & APP	**DV1075APP**

POWER KIT

Power	Vac	L_{mm}	W_{mm}	H_{mm}	IP	Dimming	Code
96W	110-240	400	110	52	20	Undimerable	**A4681210**
96W	110-240	400	110	52	20	DALI/0-10/PUSH	**A4681010**
96W	110-240	400	110	52	20	PUSH & APP	**A4681010APP**
96W	110-240	400	104	61	65	PUSH & APP	**T4681010APP**



La Linea recessed

With the new recessed accessories La Linea can be suspended from the extremities and can freely define the softly curving geometries during installation in the space.

LA LINEA RECESSED

White

Wall/ceiling supports included.

Driver supplied separately.

CRI95

IP65

TRIM

	Length	W	Flux	CCT	Code
La Linea trim + 2 kit recessed	2500 mm	13,2W/m	960 lm/m	3000K	**T4601210**
La Linea trim + 2 kit recessed	5000 mm	13,2W/m	960 lm/m	3000K	**T4600410**



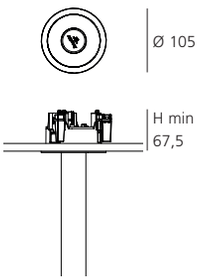

TRIMLESS

	Length	W	Flux	CCT	Code
La Linea trim + 2 kit recessed	2500 mm	13,2W/m	960 lm/m	3000K	**T4601110**
La Linea trim + 2 kit recessed	5000 mm	13,2W/m	960 lm/m	3000K	**T4600310**



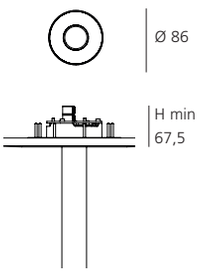

DRIVER

Power	Vac	L_{mm}	W_{mm}	H_{mm}	IP	Dimming	Code
120W	220-240	250	63	38	20	On-Off	**DV1033**
90W	210-240	250	63	38	65	On-Off	**DV1075**
90W	210-240	250	63	38	65	DALI/On-Off	**DV1076**
90W	110-240	250	100	52	20	PUSH & APP	**DV1075APP**



La Linea SMD

LA LINEA SMD

White

Wall/ceiling supports included.

Driver On-Off included.

IP65

LA LINEA SMD

	Length	W	Flux	CCT	Code
La Linea + 2 kit SMD	2500 mm	13,2W/m	960 lm/m	3000K	**T4601310**
La Linea + 2 kit SMD	5000 mm	13,2W/m	960 lm/m	3000K	**T4600510**



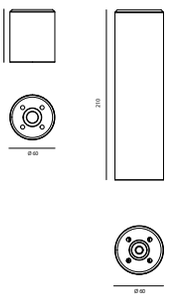

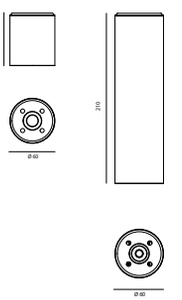





Private Residence, Meda, Italy, Ph. Marco Cattaneo

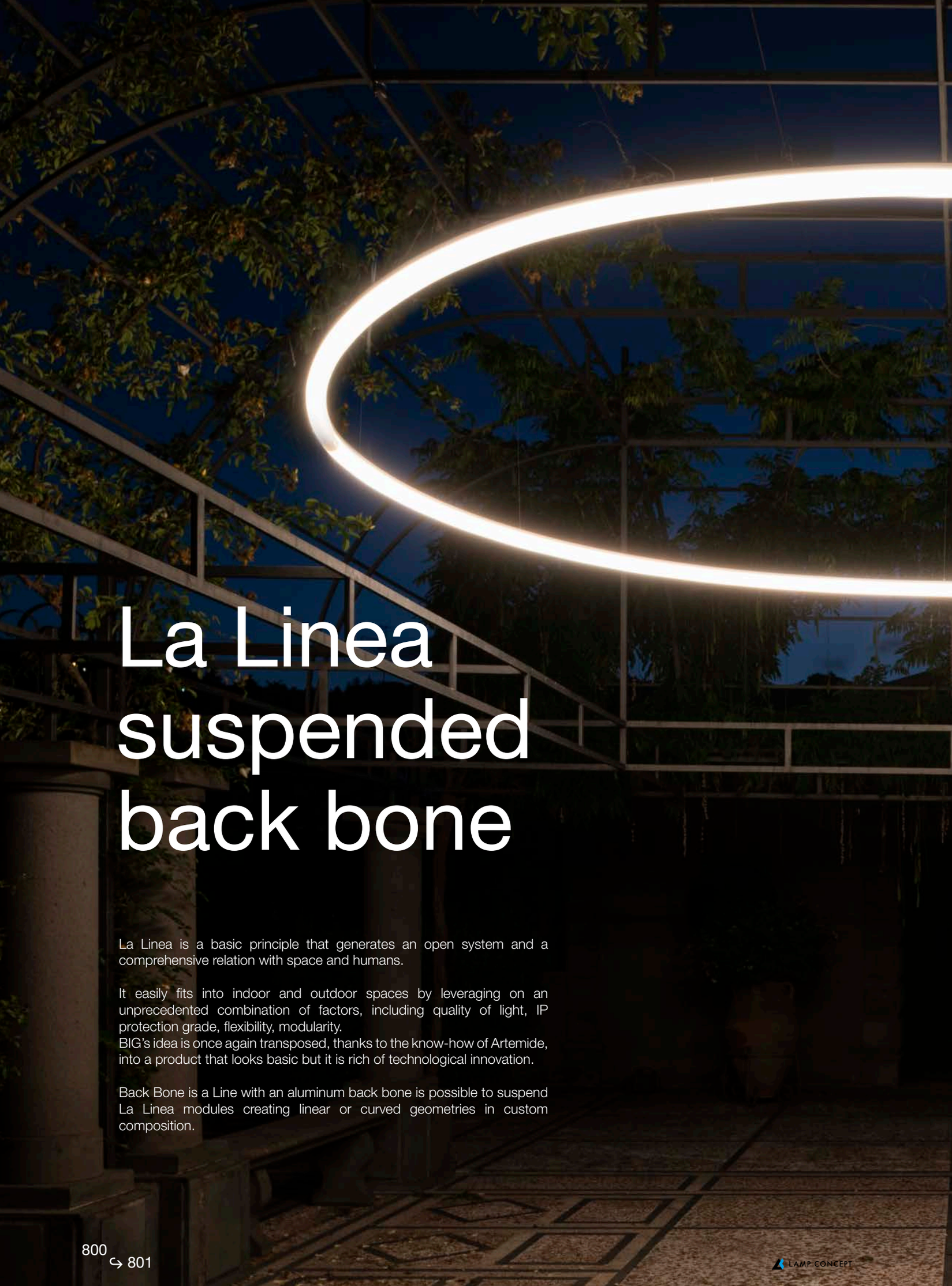

La Linea suspended back bone

La Linea is a basic principle that generates an open system and a comprehensive relation with space and humans.

It easily fits into indoor and outdoor spaces by leveraging on an unprecedented combination of factors, including quality of light, IP protection grade, flexibility, modularity.
BIG's idea is once again transposed, thanks to the know-how of Artemide, into a product that looks basic but it is rich of technological innovation.

Back Bone is a Line with an aluminum back bone is possible to suspend La Linea modules creating linear or curved geometries in custom composition.



Private Villa, Catania, Italy, Ph. Marco Cattaneo



Culligan Workspace, Bologna, Italy. Project by Open Project Srl, Ph. Vincenzo Ruocco

Lo Linea
BIG



La Linea 25

BIG
2022

La Linea 25 increasingly becomes a communicative as well as a functional tool, adding values and meanings to its light through the expressiveness of its graphic sign.
It has excellent light performance in terms of quantity and quality, allowing not only the characterisation of a space but also its correct lighting.

The slim section with lengths of 5, 10 and 20 meters can be overlapped to create weaving and leaving the freedom to follow complex geometries like figures created by a single line. It combines innovation with emotion, liaising with man-built and natural spaces in which it is applied. It is sustainable, reconfigurable and long-lasting.

La Linea 25
Ø25 x 5000/10000/ 20000 mm
Total Power: 12,5W/m
(from -20°C to +40°C)
IP65

PATENT OF INVENTION: OPTICS

ARTEMIDE
APP



LA LINEA 25

White

Wall/ceiling supports included.

CRI90

IP65
IP20

LA LINEA 25 5 m

Length	W	Flux	CCT	Dimmable Code
5000 mm	62,5W/m	4750 lm/m	3000K	**T4620010**



Ø 25

LA LINEA 25 10 m

Length	W	Flux	CCT	Dimmable Code
10000 mm	125W/m	9500 lm/m	3000K	**T4621010**



Ø 25

DRIVER

Power	Vac	L_{mm}	W_{mm}	H_{mm}	IP	Dimming	Code
200W	100-305	250	68	40	65	0-10/On-Off	**DV1105**
200W	100-305	255	68	40	65	DALI	**DV1106**
200W	100-240	240	68	40	65	PUSH & APP	**DV1105APP**

POWER KIT SMD

Power	Vac	L_{mm}	W_{mm}	H_{mm}	IP	Dimming	Code
200W	90-305	400	110	52	20	0-10/On-Off	**T4691010**
200W	90-305	400	110	52	20	DALI	**T4691110**
200W	90-305	400	110	52	20	PUSH & APP	**T4691010APP**

LA LINEA 25 20 m

Length	W	Flux	CCT	Dimmable Code
20000 mm	250W/m	19000 lm/m	3000K	**T4622010**



Ø 25

DRIVER

Power	Vac	L_{mm}	W_{mm}	H_{mm}	IP	Dimming	Code
320W	90-305	250	68	40	65	On-Off	**DV1107**
320W	100-240	250	68	40	65	DALI	**DV1108**
320W	90-305	250	68	40	20	PUSH & APP	**DV1107APP**


Artemide
La Linea
BIG
Artemide
La Linea 25
BIG

Ph. Pierpaolo Ferrari



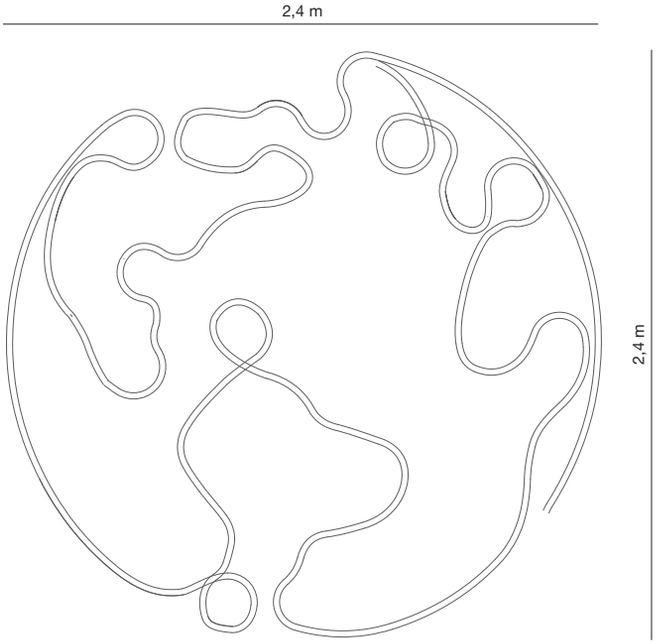

LA LINEA 25 - EARTH

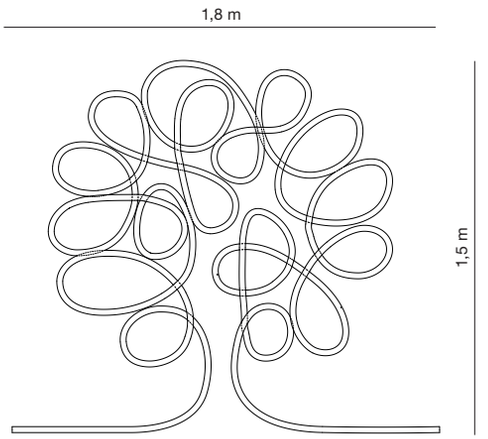

LA LINEA 25 - TREE



LA LINEA 25 - FACE



Mouette

Wilmotte & Industries
2004



Suspension light fitting with diffused emission.

Versions: Mouette symmetric, Mouette asymmetric.

Solid opal diffuser in moulded polypropylene.

Luminous flux distribution:
74% in direct emission,
26% in indirect emission.

DALI dimmable.

The light fitting is equipped with quick-adjustment steel suspension cables, ceiling plate and power cable.

Cable length: Mouette: 2m or 6m,
Mouette mini: 2m.

Complies with standard EN60598-1 and other specific standards.

ARTEMIDE
APP
on request

MOUETTE

Opal white
20

XF

MacAdam 2SDCM
Life L70 (6K) 50000h
CRI =80

IP20 / **IP**40
750°

MOUETTE SYMMETRIC

					Undimmable	**DALI dimmable**
W	Flux	CCT	Weight	Cable length	Code	Code
135 W	12215lm	3000 K	8,50 kg	1900mm	**AK00400**	**AK00300**
			8,60 kg	5900mm	**AK10400**	**AK10300**



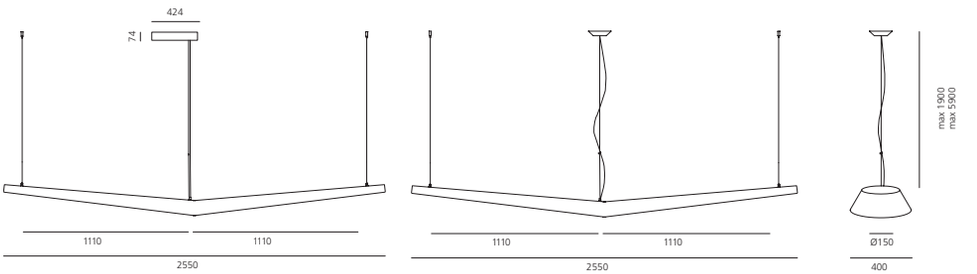

MOUETTE SYMMETRIC

					Undimmable	**DALI dimmable**
W	Flux	CCT	Weight	Cable length	Code	Code
68 W	6107lm	3000 K	5,40 kg	1900mm	**AK00200**	**AK00100**
			5,50 kg	5900mm	**AK10200**	**AK10100**



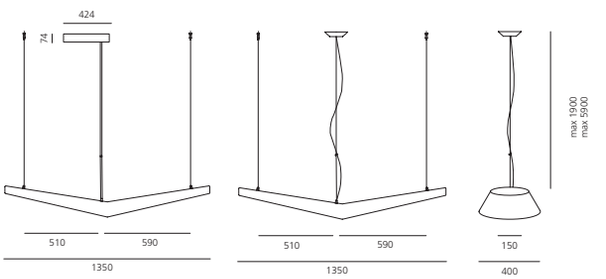

MOUETTE ASYMMETRIC

					Undimmable	**DALI dimmable**
W	Flux	CCT	Weight	Cable length	Code	Code
85 W	8186lm	3000 K	6,80 kg	1900mm	**AK00600**	**AK00500**
			6,90 kg	5900mm	**AK10600**	**AK10500**



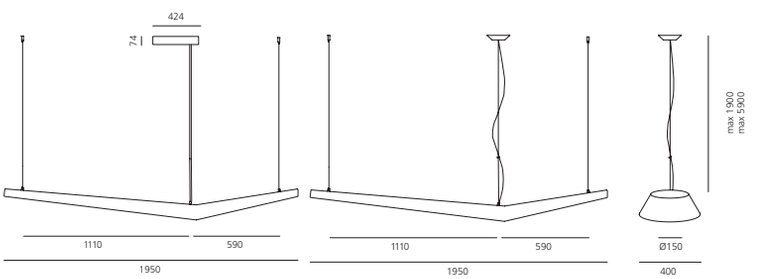









ARTEMIDE
APP



Nur 1618 Acoustic

Ernesto Gismondi
2016

LAMP CONCEPT







Suspension appliance with sound-absorbing properties: the material's characteristics and the geometry of the dome reduce the reverberation time capturing soundwaves.

The sound-absorption effect is optimized for the frequencies of human voice.

Direct and indirect emission.

Two-colours: white inside optimizes light diffusion.

NUR 1618 ACOUSTIC

Dark grey **00** | White **20** | XF

CRI =90

IP20

W	Flux	CCT
80 W	6151 lm	3000 K

Code
A243700
A243720



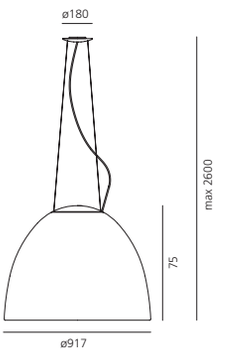

Nur 1618 Acoustic is also WHITE INTEGRALIS (see pag. 870)





ARTEMIDE
APP

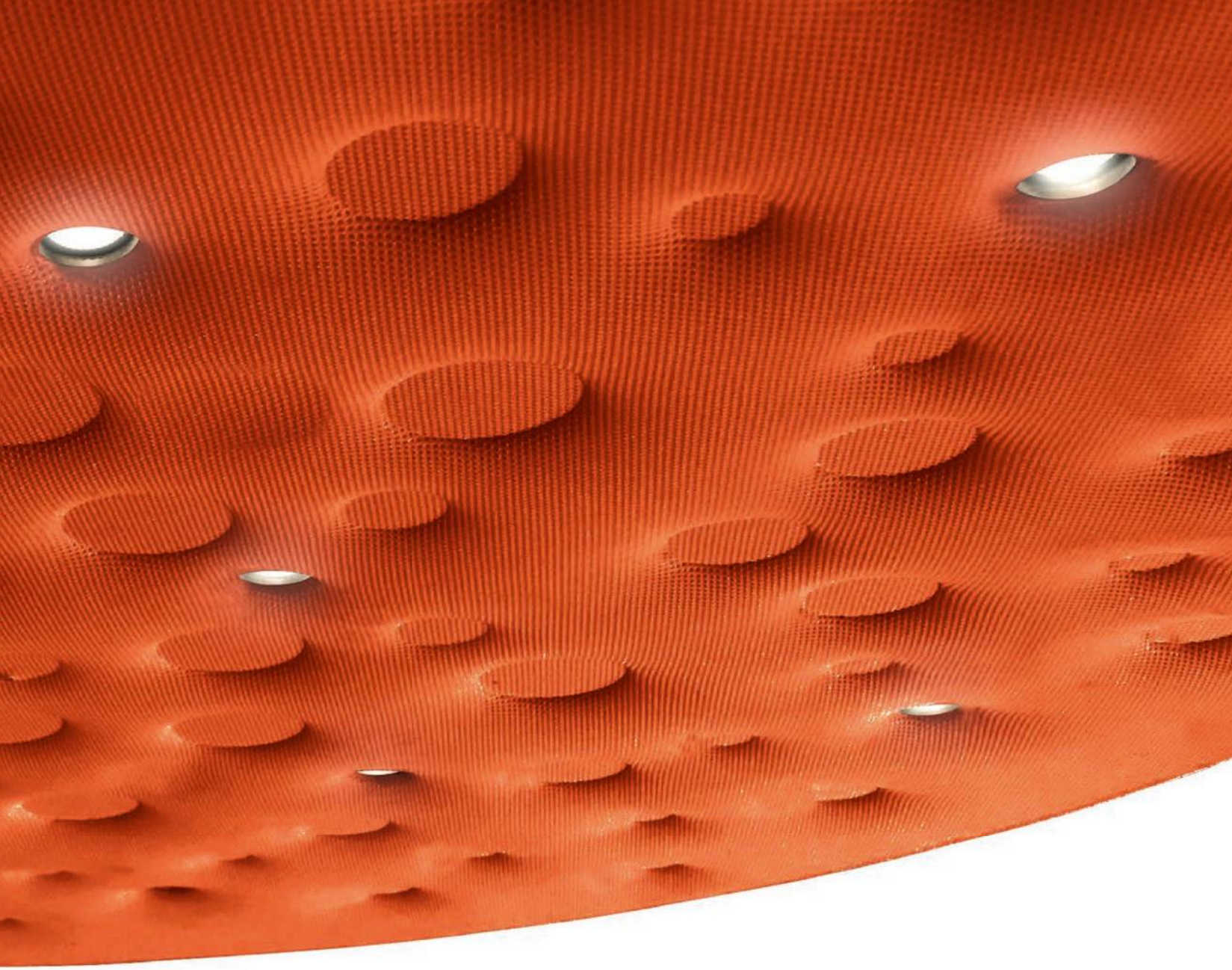

Silent Field 2.0

Carlotta de Bevilacqua
Laura Pessoni
2016

LAMP CONCEPT

Silent Field 2.0 is an island of light and silence



Suspension appliance with sound absorption properties: the material's characteristics and the appliance's geometry ensure a reduced reverberation time.

The sound absorption effect is optimized for the frequencies of human voice.

The varying densities of the material used for the lower panel promote the absorption of different frequencies.

Both the upper and the lower surface of the appliance feature sound-absorbing properties. Appropriate positioning of the appliance in space is crucial to optimize sound absorption.



Fixed optics detail

SILENT FIELD 2.0

White **20.** Black **30.** Orange **40.** XF

MacAdam 2SDCM
Life L90 (20k)>118000h
CRI =90
IP20

Direct + indirect emission				
W	Emission	Beam	Flux	CCT
35W	direct	XF	2085 lm	3000K
40W	indirect	XF	3191 lm	3000K

PUSH/DALI
Code
10130.20/30/40**.A**

PUSH & APP
Code
10130.20/30/40**.APP**

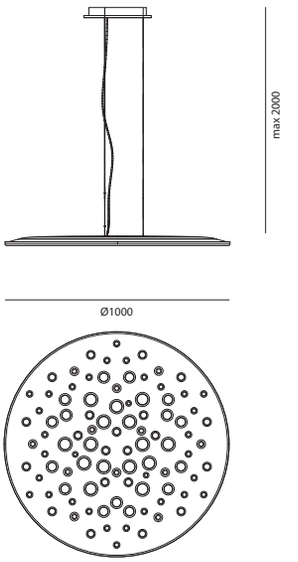



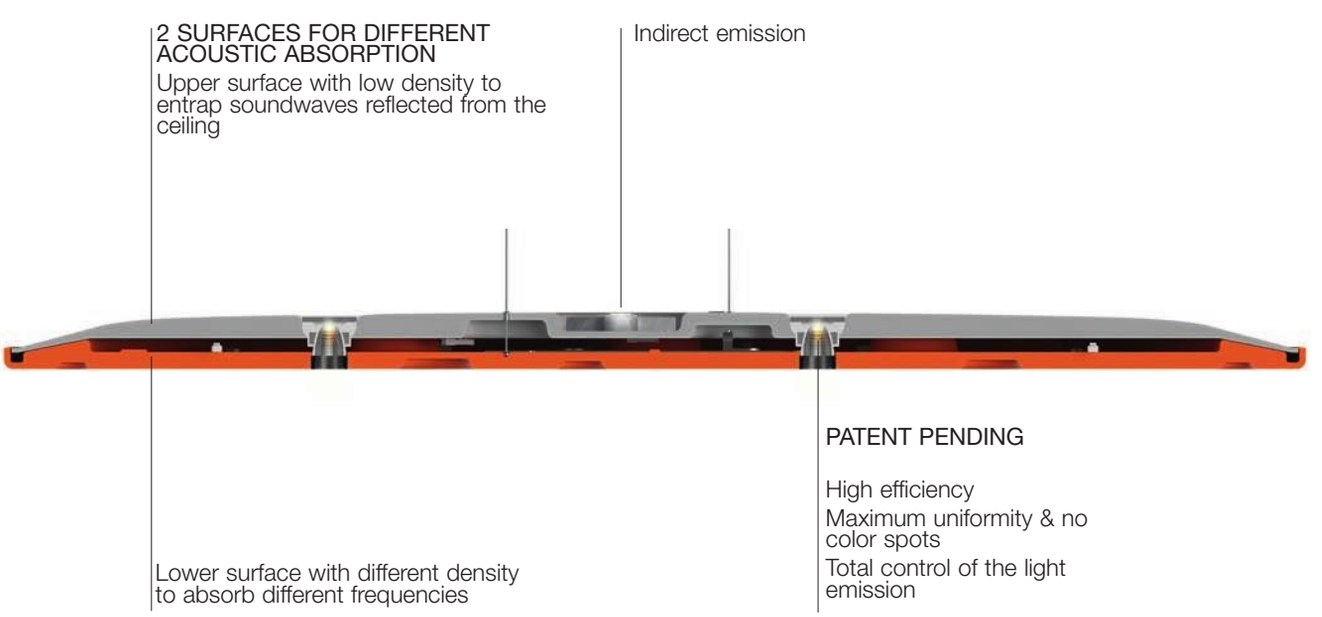

2 SURFACES FOR DIFFERENT ACOUSTIC ABSORPTION
Upper surface with low density to entrap soundwaves reflected from the ceiling

Indirect emission

Lower surface with different density to absorb different frequencies

PATENT PENDING

High efficiency
Maximum uniformity & no color spots
Total control of the light emission



Tagora

S. & R. Cornelissen
2008



ARTEMIDE
APP
Not for Tagora 80 ceiling version

Tagora recessed



Series of ceiling mounted luminaires available in 4 diameters (80 mm, 270 mm, 570 mm, 970 mm), using high-output LEDs, Retrofit LEDs.

Consists of a trimless recessed frame fitted into the ceiling and an optical unit with an aluminium body painted in a range of colours.

Tagora 80 and 270 offer high-output spot light with aluminium optics.

Tagora 270 LED uses a proprietary system based on a hybrid combined lens and reflector optic. This system helps to create defined narrow beams using high-powered LED modules of large dimensions.

Tagora 570 and 970 cone with a PMMA diffuser, offering a comfortable diffused light, use high-output sources.

Integrated electronic power supply, dimmable or non-dimmable options, depending on the version.

Only ceiling recessed installation allowed.

Compliant with standard EN60598-1 and other specific standards.





TAGORA RECESSED

Orange	White	Blue	Green	F	WF	XF	IP20
16	**01**	**02**	**09**				960°
1.	**2.**	**3.**	**4.**				

TAGORA RECESSED 80

W	Weight	Beam	Flux	CCT	Code
10 W	0,35 kg	WF 31°	1212 lm	3000 K	**AB001.** 16/01/09/02
			1290 lm	4000 K	**AB004.** 16/01/09/02
		WF 38°	1257 lm	3000 K	**AB002.** 16/01/09/02
			1338 lm	4000 K	**AB005.** 16/01/09/02
		XF 51°	1247 lm	3000 K	**AB003.** 16/01/09/02
			1326 lm	4000 K	**AB006.** 16/01/09/02



⌀92

MacAdam 3SDCM
Life L80 (9K) 50000h
CRI=90

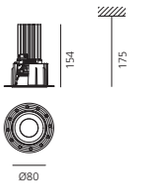

Electronic ballast 500mA Selv supplied separately.

Driver	Va	L_{mm}	W_{mm}	H_{mm}	n°device		Code
cc 16W 500mA	220-240	156	52	26	1 max	DALI dimmable	**M077401**

LED (GU10)	Weight	Code
220 V 240 V*	0,35 kg	**M0202.** 1/2/3/4 **.0**

*Max 81mm (overall)

TAGORA RECESSED 270

W	Weight	Beam	Flux	CCT	DALI Code
34 W	3,80 kg	F 16°	1804 lm	3000 K	**M2504.** 1/2/3/4 **.1**
			1926 lm	4000 K	**M2505.** 1/2/3/4 **.1**
		WF 32°	1636 lm	3000 K	**M2506.** 1/2/3/4 **.1**
			1744 lm	4000 K	**M2507.** 1/2/3/4 **.1**

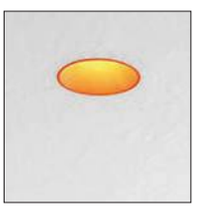

⌀292

MacAdam 1SDCM
Life L70 (6K) 50000h
CRI=90

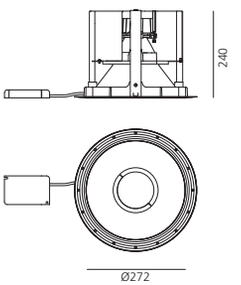

220/240Vac 50/60Hz electronic ballast included. Dimmable DALI-SwitchDim.
Supply voltage 220-240V. Insulation class II. SELV. IP20.

TAGORA RECESSED

Orange	White	Blue	Green	F	WF	XF	MacAdam 3SDCM	IP20
							Life L70 (6K) 50000h	
							CRI =80	960°
16	**01**	**02**	**09**					
1.	**2.**	**3.**	**4.**					

TAGORA RECESSED 570

W	Weight	Beam	Flux	CCT	DALI-SwitchDim Code
54 W	6,35 kg	XF	4309 lm*	3000 K	**M2502.** 1/2/3/4 **.1**
			4537 lm*	4000 K	**M2503.** 1/2/3/4 **.1**

* white version

220/240Vac 50/60Hz electronic ballast included. Dimmable DALI-SwitchDim.
Supply voltage 220-240V. Insulation class II. SELV. IP20.



⌀606

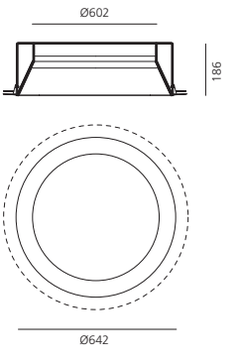

TAGORA RECESSED 970

W	Weight	Beam	Flux	CCT	DALI-SwitchDim Code
84 W	21 kg	XF	6630 lm*	3000 K	**M2500.** 1/2/3/4 **.1**
			6947 lm*	4000 K	**M2501.** 1/2/3/4 **.1**

* white version

220/240Vac 50/60Hz electronic ballast included. Dimmable DALI-SwitchDim.
Supply voltage 220-240V. Insulation class II. SELV. IP20.



⌀1002

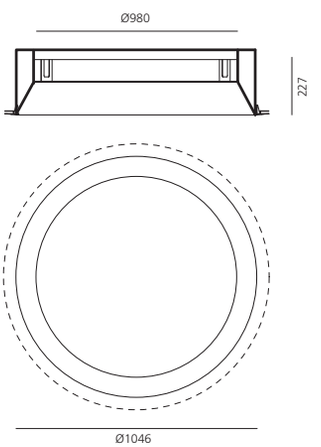



BASF Lukids - Ludwigshafen, Germany
Project by Sander Hofrichter, Ph. Lioba Schneider

Tagora ceiling



Series of ceiling mounted luminaires available in 4 diameters (80 mm, 270 mm, 570 mm, 970 mm), using high-output LEDs, Retrofit LEDs.

Aluminium body available in different two-coloured versions: beige/white, grey/white, black/orange, black/vert and black/blue.

Tagora 80 and 270 offer high-output spot light with aluminium optics.

Tagora 270 LED uses a proprietary system based on a hybrid combined lens and reflector optic. This system helps to create defined narrow beams using high-powered LED modules of large dimensions.

Tagora 570 and 970 come with a PMMA diffuser, offering a comfortable diffused light. LED versions use high-output sources.

Integrated electronic power supply, dimmable or non-dimmable options, depending on the version.

Only ceiling mounted installation allowed.

Compliant with standard EN60598-1 and other specific standards.



TAGORA CEILING

Orange Black **57** **1.**
Beige White **52** **2.**
Blue Black **58** **3.**
Green Black **59** **4.**
Grey White **56** **6.**

F WF XF

220/240Vac 50/60Hz
electronic ballast
included.

IP20/ **IP**40
⏚
960°

TAGORA CEILING 80

W	Weight	Beam	Flux	CCT
12 W	1,15 kg	WF 31°	1212 lm	3000 K
			1290 lm	4000 K
		WF 38°	1257 lm	3000 K
			1338 lm	4000 K
		XF 51°	1247 lm	3000 K
			1326 lm	4000 K

Undimmable Code
AB061. 52/56/57/58/59
AB064. 52/56/57/58/59
AB062. 52/56/57/58/59
AB065. 52/56/57/58/59
AB063. 52/56/57/58/59
AB066. 52/56/57/58/59

DALI dimmable Code
AB081. 52/56/57/58/59
AB084.52/56/57/58/59
AB082.52/56/57/58/59
AB085. 52/56/57/58/59
AB083. 52/56/57/58/59
AB086.52/56/57/58/59



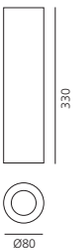

MacAdam 3SDCM
Life L80 (9K) 50000h
CRI=90

LED (GU10)	
	Weight
220 V 240 V*	0,98 kg

Code
M0189. 1/2/3/4/6 **.0**

*Max 81mm (overall)

TAGORA CEILING 270

W	Weight	Beam	Flux	CCT
32 W	3,74 kg	F 16°	1804 lm	3000 K
			1926 lm	4000 K
		WF 32°	1636 lm	3000 K
			1744 lm	4000 K

DALI dimmable Code
M2484. 1/2/3/4/6 **.1**
M2485. 1/2/3/4/6 **.1**
M2486. 1/2/3/4/6 **.1**
M2487. 1/2/3/4/6 **.1**



MacAdam 1SDCM
Life L70 (6K) 50000h
CRI=90

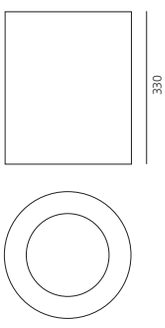

TAGORA CEILING 570

W	Weight	Beam	Flux*	CCT
54 W	4,90 kg	XF	4309 lm	3000 K
			4537 lm	4000 K

DALI dimmable Code
M2482. 1/2/3/4/6 **.1**
M2483. 1/2/3/4/6 **.1**



IP40
MacAdam 3SDCM
Life L70 (6K) 50000h
CRI=80

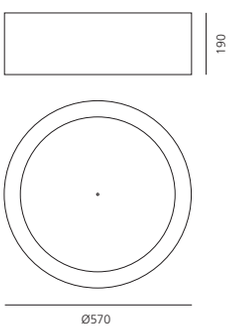

* beige/white and grey/white versions

Tagora 570 is also PURE INTEGRALIS (see pag. 878)

TAGORA CEILING 970

W	Weight	Beam	Flux	CCT
84 W	16,24 kg	XF	6630 lm	3000 K
			6947 lm	4000 K

DALI dimmable Code
M2480. 1/2/6 **.1** 3/4 **.1**
M2481. 1/2/6 **.1** 3/4 **.1**



IP40
MacAdam 3SDCM
Life L70 (6K) 50000h
CRI=80

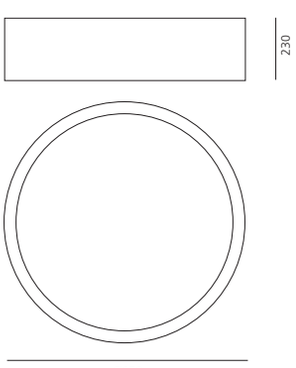

* beige/white and grey/white versions



Vodafone Campus - Düsseldorf, Germany
Project by HPP Hentrich-Petschnigg & Partner, Ph. Werner Huthmacher

Tagora suspension



Series of suspended luminaires available in 4 diameters (80 mm, 270 mm, 570 mm, 970 mm), using high-output LEDs, Retrofit LEDs.

Aluminium body available in different two-coloured versions: beige/white, grey/white, black/orange, black/vert and black/blue.

Steel suspension cables allowing quick adjustment, 2 metre length.

Tagora 80 and 270 offer a high-output spot light with aluminium optics.

Tagora 270 uses a proprietary system based on a hybrid combined lens and reflector optic. This system helps to create defined narrow beams using high-powered LED modules of large dimensions.

Tagora 570 and 970 come with a PMMA diffuser, offering a comfortable diffused light. LED versions use high-output sources.

Integrated electronic power supply, dimmable or non-dimmable options, depending on the version.

Compliant with standard EN60598-1 and other specific standards.



TAGORA SUSPENSION

Orange Black	Beige White	Blue Black	Green Black	Grey White
57	**52**	**58**	**59**	**56**
1.	**2.**	**3.**	**4.**	**6.**

F WF XF

220/240Vac 50/60Hz
electronic ballast
included.

IP20
960°

TAGORA SUSPENSION 80

W	Weight	Beam	Flux	CCT
12 W	1,15 kg	WF 31°	1212 lm	3000 K
			1290 lm	4000 K
		WF 38°	1257 lm	3000 K
			1338 lm	4000 K
		XF 51°	1247 lm	3000 K
			1326 lm	4000 K

Undimmable Code	**DALI dimmable** Code
AB021.52/56/57/58/59	**AB041.** 52/56/57/58/59
AB024.52/56/57/58/59	**AB044.** 52/56/57/58/59
AB022.52/56/57/58/59	**AB042.** 52/56/57/58/59
AB025.52/56/57/58/59	**AB045.** 52/56/57/58/59
AB023.52/56/57/58/59	**AB043.** 52/56/57/58/59
AB026.52/56/57/58/59	**AB046.** 52/56/57/58/59



MacAdam 3SDCM
Life L80 (9K) 50000h
CRI=90

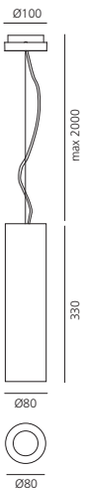

LED (GU10)	
	Weight
220 V 240 V*	1,03 kg

*Max 81mm (overall)

Code
M0191. 1/2/3/4/6 **.0**

TAGORA SUSPENSION 270

W	Weight	Beam	Flux	CCT
34 W	4,65 kg	F 16°	1804 lm	3000 K
			1926 lm	4000 K
		WF 32°	1636 lm	3000 K
			1744 lm	4000 K

DALI dimmable Code
M2496. 1/2/3/4/6 **.1**
M2497. 1/2/3/4/6 **.1**
M2498. 1/2/3/4/6 **.1**
M2499. 1/2/3/4/6 **.1**



MacAdam 1SDCM
Life L70 (6K) 50000h
CRI=90

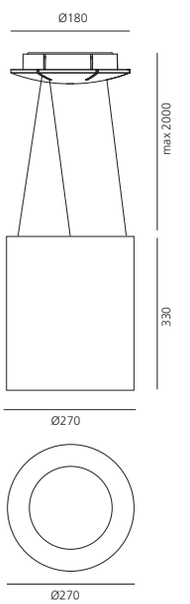

TAGORA SUSPENSION

Orange Black **1.** | Beige White **2.** | Blue Black **3.** | Green Black **4.** | Grey White **6.**

XF

220/240Vac 50/60Hz
electronic ballast
included.

IP40
960°

TAGORA SUSPENSION 570

Direct emission					DALI dimmable
W	Weight	Beam	Flux*	CCT	Code
54 W	6,45 kg	XF	4309 lm	3000 K	**M2492.** 1/2/3/4/6 **.1**
			4537 lm	4000 K	**M2493.** 1/2/3/4/6 **.1**

Direct + indirect emission					DALI dimmable
W	Weight	Beam	Flux*	CCT	Code
72 W	6,62 kg	XF	5410 lm	3000 K	**M2402.** 1/2/3/4/6 **.1**
			5696 m	4000 K	**M2403.** 1/2/3/4/6 **.1**

* beige/white and grey/white versions



MacAdam 3SDCM
Life L70 (6K) 50000h
CRI=80

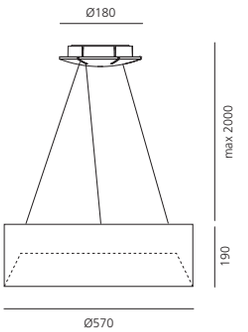

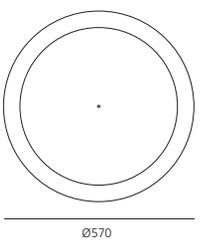

Tagora 570 is also PURE INTEGRALIS (see pag. 878)

TAGORA SUSPENSION 970

Direct emission					DALI dimmable
W	Weight	Beam	Flux*	CCT	Code
84 W	21 kg	XF	6630 lm	3000 K	**M2488.** 1/2/3/4/6 **.1**
			6947 lm	4000 K	**M2489.** 1/2/3/4/6 **.1**

Direct + indirect emission					DALI dimmable
W	Weight	Beam	Flux*	CCT	Code
95 W	21 kg	XF	8097 lm	3000 K	**M2508.** 1/2/3/4/6 **.1**
			8483 m	4000 K	**M2509.** 1/2/3/4/6 **.1**

* beige/white and grey/white versions



MacAdam 3SDCM
Life L70 (6K) 50000h
CRI=80

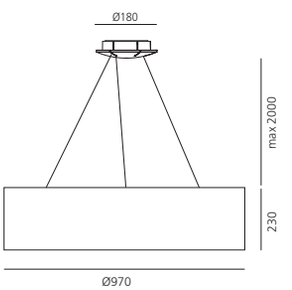

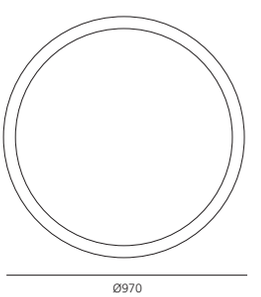





Microsoft Headquarters, Milan, Italy, Ph. Dario Tettamanzi

INTEGRALIS®



844 ↪ 845

A.39 856
A.39 Sharp Refractive 862
A.39 600x600
Sharp Refractive 864
A.39 600x600 Diffused 866
Nur 1618 Acoustic 870
Sharp Refractive 872
Tagora 570 878
Vector 880
Dual Function Line UVC 888
Sharp UVC 890



The Human & Scientific Light

INTEGRALIS®

INTEGRALIS® is an innovative light, perfectly integrated into the products of the Artemide collections, that sanitizes spaces.

INTEGRALIS® combines sanitizing efficacy with luminous performance and design beauty.

It also integrates itself in both the environments and moments of life by interpreting the rhythms and needs of mankind.

INTEGRALIS® is managed by Artemide App, a digital interaction system accessible to all.

INTEGRALIS® was born from Artemide's scientific and technological research and humanistic and social vision.

Environmental quality

INTEGRALIS® is a project that associates and integrates the visible and invisible spectral range in an innovative formula capable of regenerating the environmental qualities of the space.

It is a light spectrum that can act against pathogenic microorganisms in the environment by just illuminating them.

INTEGRALIS® is a range of lighting solutions that protect human health helping people to live spaces more safely.

Environmental quality extends today beyond the theme of perception and physiological well-being.

INTEGRALIS® reduces the microbiotic load of surfaces for a healthy space that takes care of everyday life.

PATENT OF INVENTION

Light that defeats Bacteria & Viruses

With the revolutionary technology INTEGRALIS®, Artemide provides a direct response to the current events of our time. In line with Artemide's humanistic and social values, INTEGRALIS® is a proprietary lighting solution that protects people's most valuable asset: their health.

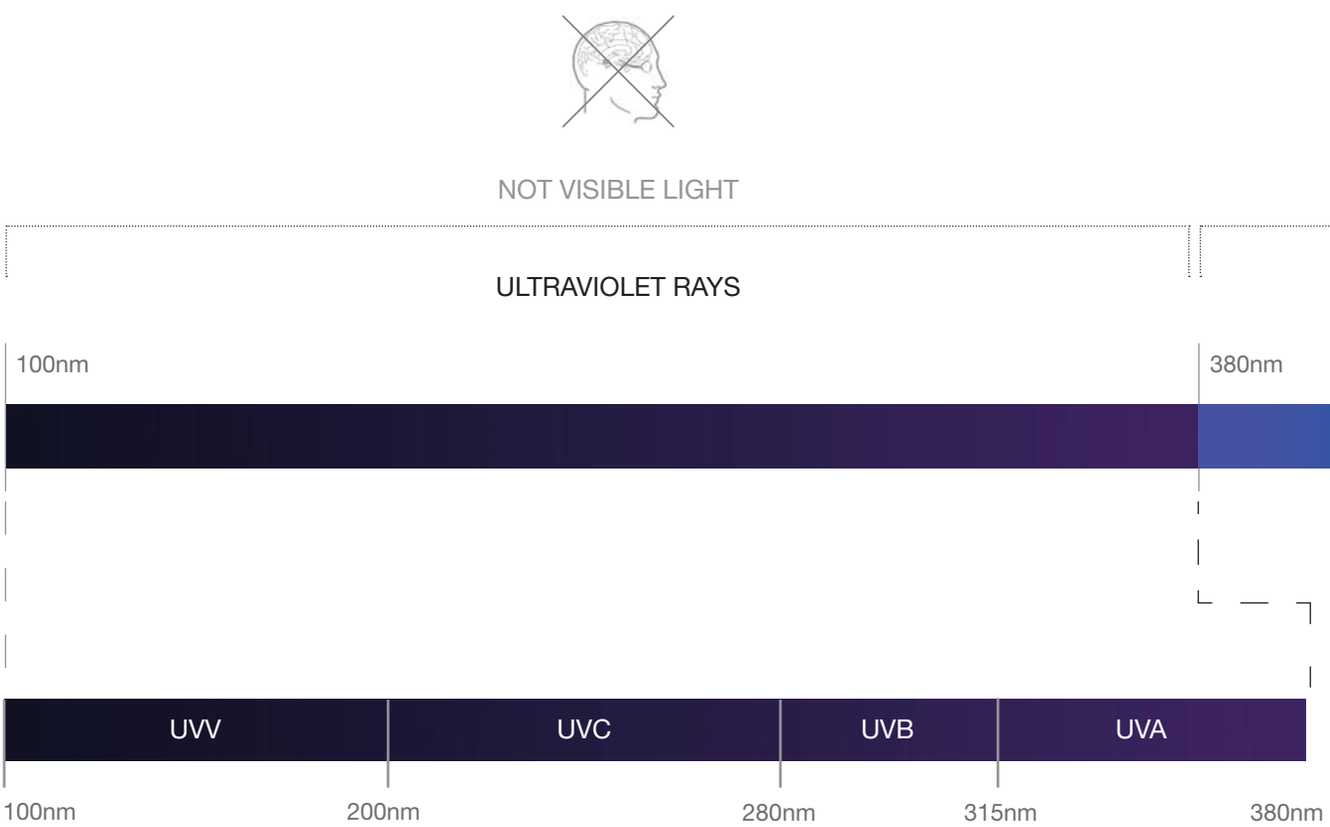

Healty space

A light that supports our health through microbial control is one of the paths that Artemide research was developing as a natural continuation of its approach to Human Light.

A good light capable of combining functionality, efficiency, perceptual quality with an action that inhibits the growth and spread of pathogenic microorganisms is a concrete help in taking care of our health.
Immunity to antibiotics is an increasingly important issue for our daily life while, up to now, no photo oxidative stress resistant microorganisms have been selected.



VISIBLE LIGHT



NOT VISIBLE LIGHT

INFRA-RED RAYS



The selected frequencies of visible light inhibit the growth of bacteria, fungi and mold.
UV radiation acts against pathogenic microorganisms and viruses. The combination of these two emission spectra reaches a high efficacy of sanitization.
The result is achieved in full respect of people's safety and without causing damage to materials normally present in the room, thanks to the control intelligences it can incorporates.



WHITE LIGHT

Discovery space square White - Violet INTEGRALIS case history - Workplace application



NIGHT MODE
MAXIMUM ANTIMICROBIAL DOSE
DURING THE NIGHT OR PEOPLE ABSENCE

Human presence NOT recommended

STRONGER MICROBIAL GROWTH CONTROL or ANTIMICROBIAL ACTION

VIRUS
BACTERIA
FUNGI
MOLD
YEAST

VIOLET-BLUE LIGHT

INTEGRALIS eco-system®

INTEGRALIS® follows the rhythm of life. It combines four independent solutions and can also benefit from the addition of a UV technology that reliably is able to kill viruses. The various tecnologies can be used individually or in combination one with the other depending on the intervention target, power, time, results and costs.

Safe lighting solutions

INTEGRALIS® is an open and versatile platform that includes different declinations and can be integrated into different products of the Artemide collection.

PURE INTEGRALIS is the most complete solution that combines Microbial growth control and Antimicrobial action with excellent efficiency and perceptive quality of light. The uniform broadbend spectrum allows a high color rendering index and thus a significant light quality.

WHITE-VIOLET INTEGRALIS combines white light with an emission in the violet frequencies that can activate a Microbial growth control or a Stronger Microbial growth control depending on the irradiance of the emissions.

WHITE INTEGRALIS offers a white emission for a perfect perception in accordance with the human presence and which at the same time combines an effect of bacterial growth containment.
It can vary in intensity and is available with a fixed CCT of 5000K.

VIOLET INTEGRALIS was created to combine an antimicrobial effect with a functional light already present or to intensify the effectiveness against pathogenic microorganisms in spaces where a quicker sanitizing intervention is required (ex bathrooms, dressing rooms...) due to a higher intermittance of human presence.

INTEGRALIS® can also include UVC, that operates in the absence of people in some applications.

VISIBLE LIGHT



THE GOOD LIGHT
TO SUPPORT
DAILY HUMAN ACTIVITIES

WHITE INTEGRALIS

WHITE - VIOLET INTEGRALIS

PURE INTEGRALIS

VIOLET INTEGRALIS

NOT VISIBLE LIGHT



UVC INTEGRALIS

MICROBIAL GROWTH CONTROL

ANTIMICROBIAL ACTION

SANIFICATION

ENERGY DOSE



Technological approach

White INTEGRALIS

- Microbial growth control.
- Full spectrum & good perception.
- Fixed 5000K color temperature.
- CRI 90.
- Dimmable (0-100%).
- Human presence ever allowed.

White - violet INTEGRALIS

- Microbial growth control through white+violet emission with fixed percentage mix.
- Stronger Microbial growth control through total violet emission.
- Dimmable in Microbial growth control mode (0-100%).
- A prolonged human presence is allowed in Microbial growth control mode. It is not recommended in Stronger Microbial growth control mode.

Pure INTEGRALIS

- Microbial growth control with a perfect quality of the white light.
- Antimicrobial action through total violet emission.
- Dimmable in Microbial growth control mode (10-100%).
- Very high efficacy.
- A prolonged human presence is allowed only in Microbial growth control mode. It is not recommended in Antimicrobial action mode.
- Safety sensors are recommended during Antimicrobial action mode.

Violet INTEGRALIS

- Antimicrobial action.
- On-off.
- A prolonged human presence is not recommended in Antimicrobial action mode.
- Safety sensors and/or locked ambient required.

UVC INTEGRALIS

- Sanification.
- Not dimmable.
- Available as pure UV-C and hybrid solution (white light + UV-C).
- Living beings presence is forbidden.
- Safety sensors are necessary.
- Possible damage of finishing materials.

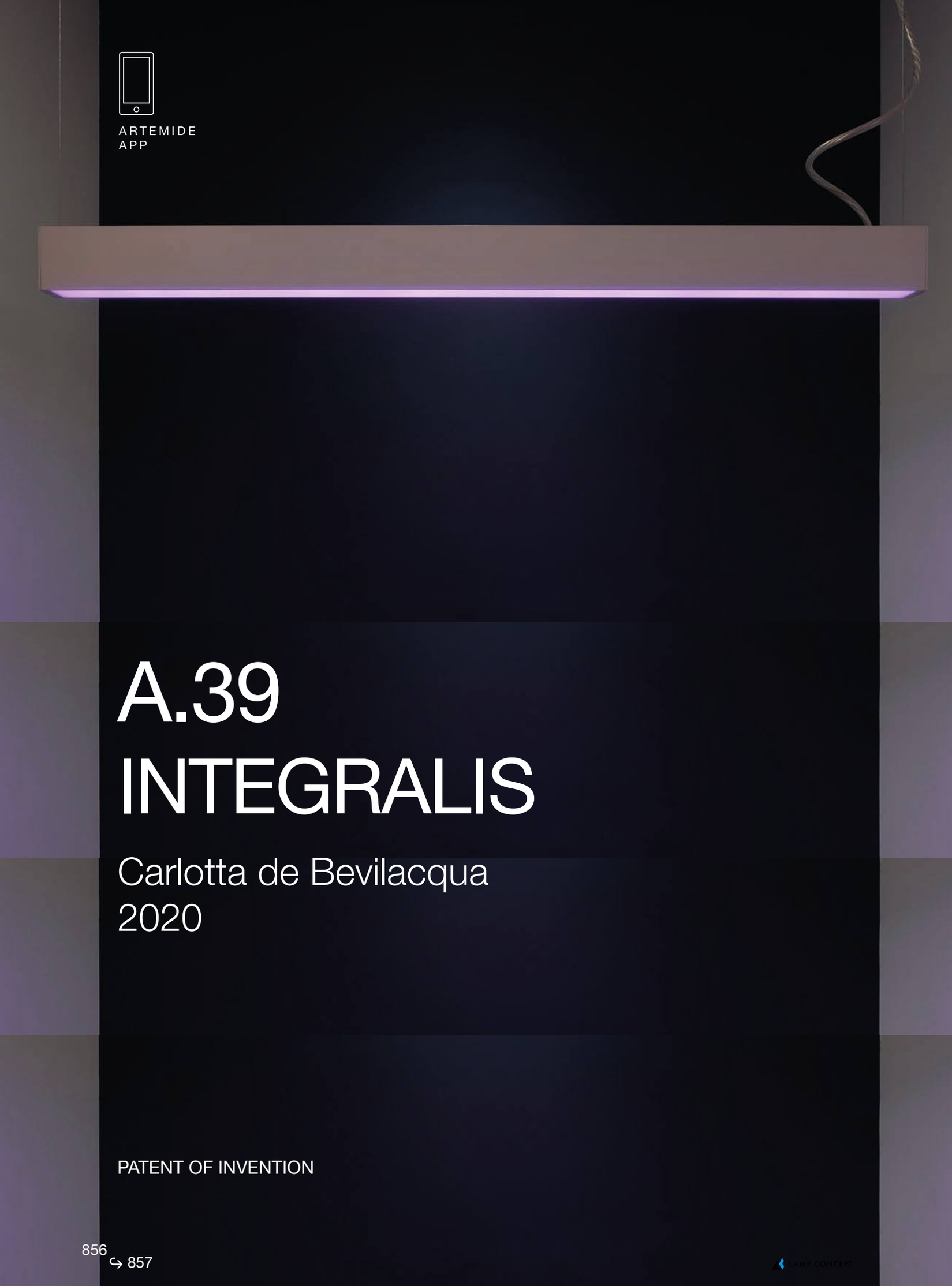

ARTEMIDE
APP

A.39
INTEGRALIS

Carlotta de Bevilacqua
2020

PATENT OF INVENTION

A.39 WHITE INTEGRALIS

White **01** Black **04** Silver **05**

Opal diffuser supplied separately.
Optional Artemide App interface supplied separately.
The App driver can not be controlled by DALI dimming system and viceversa.

MacAdam 3SDCM
L70(12K)=72000h
CRI = 90
* 1 DALI address
** 2 DALI addresses

IP20

A.39 DIFFUSED EMISSION - Suspension, ceiling direct emission

		W	Luminous Flux	Radiant Flux	CCT	CRI	Dimmable DALI Code
1184 mm	DAY MODE	34 W	2975 lm	2052 mW	5000 K	90	**AT132.**01/04/05**.IN0***
1480 mm	DAY MODE	42 W	3719 lm	2565 mW	5000 K	90	**AT142.**01/04/05**.IN0***
2368 mm	DAY MODE	66 W	5950 lm	4104 mW	5000 K	90	**AT152.**01/04/05**.IN0***
2960 mm	DAY MODE	82 W	7437 lm	5129 mW	5000 K	90	**AT182.**01/04/05**.IN0***



A.39 DIFFUSED EMISSION - Suspension direct/INDIRECT emission

			W	Luminous Flux	Radiant Flux	CCT	CRI	Dimmable DALI Code
1184 mm	DAY MODE	Direct emission	34 W	2975 lm	2052 mW	5000 K	90	**AT192.**01/04/05**.IN0***
		Indirect emission	23 W	2316 lm	1786 mW			
1480 mm	DAY MODE	Direct emission	42 W	3719 lm	2565 mW	5000 K	90	**AT222.**01/04/05**.IN0***
		Indirect emission	31 W	3088 lm	2382 mW			
2368 mm	DAY MODE	Direct emission	66 W	5950 lm	4104 mW	5000 K	90	**AT232.**01/04/05**.IN0****
		Indirect emission	50 W	4633 lm	3572 mW			
2960 mm	DAY MODE	Direct emission	82 W	7437 lm	5129 mW	5000 K	90	**AT242.**01/04/05**.IN0****
		Indirect emission	67 W	6177 lm	4763 mW			



Accessories suspension

	Code
Dimmable or APP Feeding kit including 2 suspension cables 2000 mm (5 poles)	**AT10500**
	AT10500APP (Up to 40 DALI addresses)
Mechanical joint including 1 suspension cable for system	**AT09500**
End cap kit (2 pcs)	**AT894.01/04/05**

Accessories ceiling

	Code
End cap kit (2 pcs)	**AT894.01/04/05**
Ceiling bracket and mechanical joint for system	**AT09501**
End ceiling bracket (2 pcs)	**AT09502**
BLL - DALI interface for Artemide App (with antenna, can be used to control with Artemide App up to 40 DALI driver)	**DV1054APP**

Opal diffuser in polycarbonate (suspension, ceiling)

Length	Code
1184 mm	**AT09505IN**
2368 mm	**AT09506IN**
2960 mm	**AT09507IN**
10000 mm roll	**AT10000IN**

A.39 WHITE INTEGRALIS

White **01** | Black **04** | Silver **05**

Screens supplied separately.

Artemide App interface supplied separately. The App driver can not be controlled by DALI dimming system and viceversa.

MacAdam 3SDCM
Life L80 (10K) 55000h
CRI = 90

*** 1 DALI address**
**** 2 DALI addresses**

IP20

A.39 CONTROLLED EMISSION - Suspension, ceiling direct emission

		W	Luminous Flux	Radiant Flux	CCT	CRI	Dimmable DALI Code
1184 mm	DAY MODE	34 W	1495 lm	1083 mW	5000 K	90	**AT136.**01/04/05**.IN0***
1480 mm	DAY MODE	42 W	1869 lm	1354 mW	5000 K	90	**AT146.**01/04/05**.IN0***
2368 mm	DAY MODE	66 W	2990 lm	2166 mW	5000 K	90	**AT156.**01/04/05**.IN0***
2960 mm	DAY MODE	82 W	3737 lm	2708 mW	5000 K	90	**AT186.**01/04/05**.IN0***



A.39 CONTROLLED EMISSION - Suspension direct/Indirect emission

			W	Luminous Flux	Radiant Flux	CCT	CRI	Dimmable DALI Code
1184 mm	DAY MODE	Direct emission	34 W	1495 lm	1083 mW	5000 K	90	**AT196.**01/04/05**.IN0***
		Indirect emission	23 W	2316 lm	1786 mW			
1480 mm	DAY MODE	Direct emission	42 W	1869 lm	1354 mW	5000 K	90	**AT226.**01/04/05**.IN0***
		Indirect emission	31 W	3088 lm	2382 mW			
2368 mm	DAY MODE	Direct emission	66 W	2990 lm	2166 mW	5000 K	90	**AT236.**01/04/05**.IN0****
		Indirect emission	50 W	4633 lm	3572 mW			
2960 mm	DAY MODE	Direct emission	82 W	3737 lm	2708 mW	5000 K	90	**AT246.**01/04/05**.IN0****
		Indirect emission	67 W	6177 lm	4763 mW			



Accessories suspension

	Code
Dimmable or APP Feeding kit including 2 suspension cables 2000 mm (5 poles)	**AT10500**
	AT10500APP (Up to 40 DALI addresses
Mechanical joint including 1 suspension cable for system	**AT09500**
End cap kit (2 pcs)	**AT895.**01/04/05

Accessories ceiling

	Code
End cap kit (2 pcs)	**AT895.01/04/05**
Ceiling bracket and mechanical joint for system	**AT09501**
End ceiling bracket (2 pcs)	**AT09502**
BLL - DALI interface for Artemide App (with antenna, can be used to control with Artemide App up to 40 DALI driver)	**DV1054APP**

Optic

Length	Code
1184 mm (4 pcs)	**M186700IN**
1480 mm (5 pcs)	**AT09900IN**

Length	Screen quantity to order
1184 mm	**1** M186700IN
1482 mm	**1** AT09900IN
2368 mm	**2** M186700IN
2960 mm	**2** AT09900IN

A.39 PURE INTEGRALIS

White **01** | Black **04** | Silver **05**

Opal diffuser supplied separately.
Artemide App electronic driver included.

Life L70 28400h
CRI = 80
CCT= 3600 K

IP20

A.39 DIFFUSED EMISSION - Suspension, ceiling direct emission*

		W	Luminous Flux	Radiant Flux	CCT	CRI	Artemide App Code
1184 mm	DAY MODE	39 W	3007 lm	4544 mW	3600 K	80	**AT132.**01/04/05**.IN2APP**
	NIGHT MODE	54 W	ND	14022 mW			
1480 mm	DAY MODE	49 W	3759 lm	5681 mW	3600 K	80	**AT142.**01/04/05**.IN2APP**
	NIGHT MODE	68 W	ND	17528 mW			
2368 mm	DAY MODE	78 W	6014 lm	9090 mW	3600 K	80	**AT152.**01/04/05**.IN2APP**
	NIGHT MODE	108 W	ND	28044 mW			
2960 mm	DAY MODE	97 W	7518 lm	11362 mW	3600 K	80	**AT182.**01/04/05**.IN2APP**
	NIGHT MODE	135 W	ND	35056 mW			



A.39 DIFFUSED EMISSION - Suspension direct/INDIRECT emission*

			W	Luminous Flux	Radiant Flux	CCT	CRI	Artemide App Code
1184 mm	DAY MODE	Direct emission	39 W	3007 lm	4544 mW	3600 K	80	**AT192.**01/04/05**.IN2APP**
		Indirect emission	23 W	2807 lm				
	NIGHT MODE		54 W	ND	14022 mW			
1480 mm	DAY MODE	Direct emission	49 W	3759 lm	5681 mW	3600 K	80	**AT222.**01/04/05**.IN2APP**
		Indirect emission	31 W	3742 lm				
	NIGHT MODE		68 W	ND	17528 mW			
2368 mm	DAY MODE	Direct emission	78 W	6014 lm	9090 mW	3600 K	80	**AT232.**01/04/05**.IN2APP**
		Indirect emission	50 W	5613 lm				
	NIGHT MODE		108 W	ND	28044 mW			
2960 mm	DAY MODE	Direct emission	97 W	7518 lm	11362 mW	3600 K	80	**AT242.**01/04/05**.IN2APP**
		Indirect emission	67 W	7484 lm				
	NIGHT MODE		135 W	ND	35056 mW			



Opal diffuser (suspension, ceiling)

Length	Code
1184 mm	**AT09505IN**
2368 mm	**AT09506IN**
2960 mm	**AT09507IN**
10000 mm roll	**AT10000IN**

Accessories suspension

	Code
Undimmable Feeding kit including 2 suspension cables 2000 mm (3 poles)	**AT10400**
Mechanical joint including 1 suspension cable for system	**AT09500**
End cap kit (2 pcs)	**AT894.01/04/05**

Accessories ceiling

	Code
End cap kit (2 pcs)	**AT894.**01/04/05
Ceiling bracket and mechanical joint for system	**AT09501**
End ceiling bracket (2 pcs)	**AT09502**

Optional control devices - bll wireless switch



Device for switching and controlling Artemide App products.
Max N.3 inputs for external push buttons.
Max 1 m distance.
Mains power supply required.
To be installed inside flush mounting boxes or junction boxes.

Code: **DV1080APP**



Device for switching and controlling Artemide App products.
Pure Integralis: N.2 inputs for external push buttons to enable/disable Antimicrobial action mode. N.1 input to control security ring.
Installation as indipendent use. Max 15 m distance.
Mains power supply required.

DV1101APP

* ONLY for professional use: contact qualified Artemide personnel to evaluate and validate the applicability in compliance with the minimum installation requirements. Coordination with environmental safety systems and sensors required. Installation must only be performed by qualified personnel. For further information contact Artemide.

A.39 PURE INTEGRALIS

White **01** Black **04** Silver **05**

Screens supplied separately.
Artemide App electronic driver included.

Life L70 28400h
CRI = 80
CCT= 3600 K

IP20

A.39 CONTROLLED EMISSION - Suspension, ceiling direct emission*

		W	Luminous Flux	Radiant Flux	CCT	CRI	Artemide App Code
1184 mm	DAY MODE	39 W	1653 lm	2345 mW	3600 K	80	**AT136.**01/04/05**.IN2APP**
	NIGHT MODE	55 W	ND	6092 mW			
1480 mm	DAY MODE	49 W	2066 lm	2931 mW	3600 K	80	**AT146.**01/04/05**.IN2APP**
	NIGHT MODE	68 W	ND	7615 mW			
2368 mm	DAY MODE	75 W	3306 lm	4690 mW	3600 K	80	**AT156.**01/04/05**.IN2APP**
	NIGHT MODE	109 W	ND	12183 mW			
2960 mm	DAY MODE	93 W	4132 lm	5863 mW	3600 K	80	**AT186.**01/04/05**.IN2APP**
	NIGHT MODE	136 W	ND	15229 mW			



A.39 CONTROLLED EMISSION - Suspension direct/INDIRECT emission*

			W	Luminous Flux	Radiant Flux	CCT	CRI	Artemide App Code
1184 mm	DAY MODE	Direct emission	39 W	1653 lm	2345 mW	3600 K	80	**AT196.**01/04/05**.IN2APP**
		Indirect emission	23 W	2807 lm				
	NIGHT MODE		55 W	ND	6092 mW			
1480 mm	DAY MODE	Direct emission	49 W	2066 lm	2931 mW	3600 K	80	**AT226.**01/04/05**.IN2APP**
		Indirect emission	31 W	3742 lm				
	NIGHT MODE		68 W	ND	7615 mW			
2368 mm	DAY MODE	Direct emission	75 W	3306 lm	4690 mW	3600 K	80	**AT236.**01/04/05**.IN2APP**
		Indirect emission	50 W	5613 lm				
	NIGHT MODE		109 W	ND	12183 mW			
2960 mm	DAY MODE	Direct emission	93 W	4132 lm	5863 mW	3600 K	80	**AT246.**01/04/05**.IN2APP**
		Indirect emission	67 W	7484 lm				
	NIGHT MODE		136 W	ND	15229 mW			



Optic Length	Code
1184 mm (4 pcs)	**M186700IN**
1480 mm (5 pcs)	**AT09900IN**

Length	Screen quantity to order
1184 mm	**1** M186700IN
1482 mm	**1** AT09900IN
2368 mm	**2** M186700IN
2960 mm	**2** AT09900IN

Accessories suspension	Code
Undimmable Feeding kit including 2 suspension cables 2000 mm (3 poles)	**AT10400**
Mechanical joint including 1 suspension cable for system	**AT09500**
End cap kit (2 pcs)	**AT895.**01/04/05

Accessories ceiling	Code
End cap kit (2 pcs)	**AT895.**01/04/05
Ceiling bracket and mechanical joint for system	**AT09501**
End ceiling bracket (2 pcs)	**AT09502**

Optional control devices - BLL wireless switch



Device for switching and controlling Artemide App products.
Max N.3 inputs for external push buttons.
Max 1 m distance.
Mains power supply required.
To be installed inside flush mounting boxes or junction boxes.

DV1080APP



Device for switching and controlling Artemide App products.
Pure Integralis: N.2 inputs for external push buttons to enable/disable Antimicrobial action mode. N.1 input to control security ring.
Installation as indipendent use. Max 15 m distance.
Mains power supply required.

DV1101APP

* ONLY for professional use: contact qualified Artemide personnel to evaluate and validate the applicability in compliance with the minimum installation requirements. Coordination with environmental safety systems and sensors required. Installation must only be performed by qualified personnel. For further information contact Artemide.



PATENT OF INVENTION

ARTEMIDE
APP



A.39 sharp refractive White INTEGRALIS

Carlotta de Bevilacqua
2021

A.39 SHARP REFRACTIVE WHITE INTEGRALIS

White **01** Black **04** Silver **05**

Screens supplied separately.
Optional Artemide App interface supplied separately.
The APP driver can not be controlled by DALI dimming system and viceversa.

MacAdam 3SDCM
L70(9K)=50000h
CRI = 90
*** 1 DALI address**
**** 2 DALI addresses**
***** 3 DALI addresses**

IP20

A.39 SHARP REFRACTIVE EMISSION - Suspension, ceiling direct emission[1]

		W	Luminous Flux[1]	Radiant Flux	CCT	CRI	Undimmable Code	Dimmable DALI Code
1184 mm	DAY MODE	35 W	4185 lm	2856 mW	5000 K	90	**BZ012.**01/04/05.**IN0**	**BZ024.**01/04/05.**IN0***
1480 mm	DAY MODE	43 W	5232 lm	3570 mW	5000 K	90	**BZ015.**01/04/05.**IN0**	**BZ027.**01/04/05.**IN0***
2368 mm	DAY MODE	70 W	8371 lm	5712 mW	5000 K	90	**BZ018.**01/04/05.**IN0**	**BZ030.**01/04/05.**IN0****
2960 mm	DAY MODE	86 W	10464 lm	7140 mW	5000 K	90	**BZ021.**01/04/05.**IN0**	**BZ033.**01/04/05.**IN0****



[1] Direct luminous flux: measured using black louvres.

A.39 SHARP REFRACTIVE EMISSION - Suspension direct/indirect emission1

			W	Luminous Flux[1]	Radiant Flux	CCT	CRI	Undimmable Code	Dimmable DALI Code
1184 mm	DAY MODE	Direct emission	35 W	4185 lm	2856 mW	5000 K	90	**BZ036.**01/04/05.**IN0**	**BZ048.**01/04/05.**IN0****
		Indirect emission	23 W	2267 lm	1749 mW				
1480 mm	DAY MODE	Direct emission	43 W	5232 lm	3570 mW	5000 K	90	**BZ039.**01/04/05.**IN0**	**BZ051.**01/04/05.**IN0****
		Indirect emission	31 W	3023 lm	2331 mW				
2368 mm	DAY MODE	Direct emission	70 W	8371 lm	5712 mW	5000 K	90	**BZ042.**01/04/05.**IN0**	**BZ054.**01/04/05.**IN0*****
		Indirect emission	50 W	4535 lm	3497 mW				
2960 mm	DAY MODE	Direct emission	86 W	10464 lm	7140 mW	5000 K	90	**BZ045.**01/04/05.**IN0**	**BZ057.**01/04/05.**IN0*****
		Indirect emission	67 W	6046 lm	4662 mW				



[1] Direct luminous flux: measured using black louvres.

Louvers Length	Code
1184 mm	**BZ059.** 01/04
1482 mm	**BZ060.** 01/04
2368 mm	**BZ061.** 01/04
2960 mm	**BZ062.** 01/04

Angle element (not lit)

90° suspension/ceiling corner
(on same plane)
L=57x57 mm

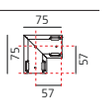

Code
BH350. 01/04/05

Corner cover (not lit)



90° corner covers
L=57x57 mm

Code
BZ070. 01/04

Accessories suspension

	Code
Undimmable Feeding kit including 2 suspension cables 2000 mm (3 poles)	**AT10400**
Dimmable or APP Feeding kit including 2 suspension cables 2000h mm (5 poles)	**AT10500** **AT10500APP** (Up to 40 DALI addresses)
Mechanical joint including 1 suspension cable for system	**AT09500**
End cap kit (2 pcs)	**BZ058.** 01/04/05

Accessories ceiling

	Code
End cap kit (2 pcs)	**BZ058.** 01/04/05
Ceiling bracket and mechanical joint for system	**AT09501**
End ceiling bracket (2 pcs)	**AT09502**
BLL - DALI interface for Artemide App (with antenna, can be used to control with Artemide App up to 40 DALI driver)	**DV1054APP**

PATENT OF INVENTION

ARTEMIDE
APP



A.39 sharp refractive stand alone White INTEGRALIS

Carlotta de Bevilacqua
2021

A.39 SHARP REFRACTIVE 600X600 WHITE INTEGRALIS

White **01** Black **04** XF

Louvres supplied separately.
DALI electronic driver included.

MacAdam 3SDCM
L70 (6K) 50000h
CRI =90
CCT (K) : 5000K

IP20

A.39 Sharp REFRACTIVE 600x600 recessed

	W	Luminous Flux[1]	Radiant Flux	CCT	CRI
DAY MODE	28 W	3503 lm	2741 mW	5000 K	90

Dimmable DALI
Code
CD0031.01/04**.IN0**



A.39 Sharp REFRACTIVE 600x600 ceiling

	W	Luminous Flux[1]	Radiant Flux	CCT	CRI
DAY MODE	28 W	3503 lm	2741 mW	5000 K	90

Dimmable DALI
Code
CD1031.01/04**.IN0**



[1] Direct luminous flux: measured using black louvres.

A.39 Sharp REFRACTIVE 1200x300 recessed

	W	Luminous Flux[1]	Radiant Flux	CCT	CRI
DAY MODE	35 W	4671 lm	3655 mW	5000 K	90

Dimmable DALI
Code
CD0131.01/04**.IN0**



A.39 Sharp REFRACTIVE 1200x300 ceiling

	W	Luminous Flux[1]	Radiant Flux	CCT	CRI
DAY MODE	35 W	4671 lm	3655 mW	5000 K	90

Dimmable DALI
Code
CD1131.01/04**.IN0**



[1] Direct luminous flux: measured using black louvres.

Frame for recessed version

	Code
Recessed frame for installation on plasterboard false ceiling. A.39 Sharp Refractive 600x600	**M160600**
Recessed frame for installation on plasterboard false ceiling. A.39 Sharp Refractive 1200x300	**CD910000**

Louvres

		Code
A.39 Sharp Refractive 600x600	4X (6pcs)	**BZ063.** 01/04
A.39 Sharp Refractive 1200x300	4X (8pcs)	**BZ059.** 01/04



ARTEMIDE
APP



A.39
600x600 diffused
Pure INTEGRALIS

Carlotta de Bevilacqua
2021

A.39 600X600 DIFFUSED PURE INTEGRALIS

White

Artemide App electronic driver included.

Life L70 28400h
CRI = 80
CCT= 3600 K

IP20

A.39 600x600 DIFFUSED recessed*

	W	Luminous Flux	Radiant Flux	CCT	CRI
DAY MODE	39 W	3007 lm	4544 mW	3600 K	80
NIGHT MODE	54 W	ND	14022 mW		

Artemide App
Code
AT90001IN2APP



Optional control devices - BLL wireless switch



Device for switching and controlling Artemide App products.
Max N.3 inputs for external push buttons.
Max 1 m distance.
Mains power supply required.
To be installed inside flush mounting boxes or junction boxes.

Code
DV1080APP



Device for switching and controlling Artemide App products.
Pure Integralis: N.2 inputs for external push buttons to enable/disable Antimicrobial action mode. N.1 input to control security ring.
Installation as indipendent use. Max 15 m distance.
Mains power supply required.

DV1101APP

* ONLY for professional use: contact qualified Artemide personnel to evaluate and validate the applicability in compliance with the minimum installation requirements. Coordination with environmental safety systems and sensors required. Installation must only be performed by qualified personnel. For further information contact Artemide.





Heliopolis Hospice, Binasco (Milan) Italy, Ph. Federico Villa

PATENT OF INVENTION

ARTEMIDE
APP



Nur 1618 acoustic White INTEGRALIS

Ernesto Gismondi
2020

NUR ACOUSTIC WHITE INTEGRALIS

XF



MacAdam 3SDCM
L80 (10K) 55000h
CRI =90
CCT (K) : 5000K

IP20

NUR ACOUSTIC GREY						
	W	Beam	Luminous Flux	Radiant Flux	CCT	CRI
DAY MODE	80 W	XF	6733 lm	4553 mW	5000 K	90

Push dimmable
Code
A243700IN0



NUR ACOUSTIC WHITE						
	W	Beam	Luminous Flux	Radiant Flux	CCT	CRI
DAY MODE	80 W	XF	6733 lm	4553 mW	5000 K	90

Push dimmable
Code
A243720IN0



ARTEMIDE
APP



Sharp refractive White INTEGRALIS

Carlotta de Bevilacqua
2022

SHARP REFRACTIVE WHITE INTEGRALIS

White **01** Black **04** Silver **05** WF

Driver 350mA SELV/SELV120
and louvres supplied separately.

Optional Artemide App interface supplied separately.

MacAdam 3SDCM
L70 (9K) 50000h
CRI =90
CCT (K) : 5000K

IP20

SHARP REFRACTIVE TRIM 4X

	W	Luminous Flux[1]	Radiant Flux[1]	CCT	CRI	Code
DAY MODE	8 W	1063 lm	822 mW	5000 K	90	**CE134.**01/04/05**.IN0**



[1] Luminous and radiant flux: measured using black louvres.

SHARP REFRACTIVE TRIM 8X

	W	Luminous Flux[1]	Radiant Flux[1]	CCT	CRI	Code
DAY MODE	16 W	2126 lm	1644 mW	5000 K	90	**CE144.**01/04/05**.IN0**



[1] Luminous and radiant flux: measured using black louvres.

SHARP REFRACTIVE TRIM 12X

	W	Luminous Flux[1]	Radiant Flux[1]	CCT	CRI	Code
DAY MODE	24 W	3189 lm	2466 mW	5000 K	90	**CE154.**01/04/05**.IN0**



[1] Luminous and radiant flux: measured using black louvres.

SHARP REFRACTIVE TRIM 16X

	W	Luminous Flux[1]	Radiant Flux[1]	CCT	CRI	Code
DAY MODE	32 W	4252 lm	3288 mW	5000 K	90	**CE164.**01/04/05**.IN0**



[1] Luminous and radiant flux: measured using black louvres.

Louvres



	Code
To be used on Sharp Refractive 4x	**BZ071.** 01/04
To be used on Sharp Refractive 8x	**BZ072.** 01/04
To be used on Sharp Refractive 12x	**BZ073.** 01/04
To be used on Sharp Refractive 16x	**BZ074.** 01/04

Driver

	Vac	Lmm	Wmm	Hmm	Sharp Refractive	Min. ceiling depht [mm]		Code
20 W 350mA	220-240	120	52	22	8x	80	Undimmable	**DV1089**
20 W 350mA	220-240	120	52	22	8x	80	Push, 0-10V	**DV1090**
38 W 350mA	220-240	147	44	30	8x	80	DALI	**DV1091**
50 W 350mA	220-240	124	79	22	8x	100	Artemide App	**DV1092APP**
60 W 350mA	220-240	124	79	22	16x	100	DALI, Push, 0-10V	**DV1093**

BLL - DALI interface for Artemide App (with antenna, can be used to control with Artemide App up to 40 DALI driver)

	Vac	Lmm	Wmm	Hmm	Min. ceiling depht (mm)		Code
	220-240	160	88	33	100	BLL-DALI Interface	**DV1054APP**

ARTEMIDE
APP



Sharp
Violet INTEGRALIS

Carlotta de Bevilacqua
2021

LAMP CONCEPT

SHARP VIOLET INTEGRALIS

White **01** | Black **04** | Silver **05**

F | WF | XF

Louvres supplied separately.
220/240Vac 50/60Hz electronic ballast included.

Life L70 50000h

IP20

SHARP SMD 8X*

	W	Beam		Radiant Flux
NIGHT MODE	24 W	F	20°	6810 mW
		WF	36°	6810 mW
		XF	52°	6810 mW

Undimmable

Code
AF463.01/04/05**.IN4**
AF464.01/04/05**.IN4**
AF465.01/04/05**.IN4**



Louvres



4X (1pc)

Code
AF952.01/04

* ONLY for professional use: contact qualified Artemide personnel to evaluate and validate the applicability in compliance with the minimum installation requirements. Coordination with environmental safety systems and sensors required. Installation must only be performed by qualified personnel. For further information contact Artemide.

SHARP VIOLET INTEGRALIS

White **01** Black **04** Silver **05**

F WF XF

Driver 700mA SELV and louvres supplied separately.

Life L70 50000h

IP20

SHARP TRIMLESS 4X*

	W	Beam		Radiant Flux	Code
NIGHT MODE	11 W	F	20°	3495 mW	**AF60600IN4**
		WF	36°	3495 mW	**AF60700IN4**
		XF	52°	3495 mW	**AF60800IN4**



SHARP TRIMLESS 8X*

	W	Beam		Radiant Flux	Code
NIGHT MODE	22 W	F	20°	6810 mW	**AF65300IN4**
		WF	36°	6810 mW	**AF65400IN4**
		XF	52°	6810 mW	**AF65500IN4**



SHARP TRIM 4X*

	W	Beam		Radiant Flux	Code
NIGHT MODE	11 W	F	20°	3495 mW	**AF106.**01/04/05**.IN4**
		WF	36°	3495 mW	**AF107.**01/04/05**.IN4**
		XF	52°	3495 mW	**AF108.**01/04/05**.IN4**



SHARP TRIM 8X*

	W	Beam		Radiant Flux	Code
NIGHT MODE	22 W	F	20°	6810 mW	**AF153.**01/04/05**.IN4**
		WF	36°	6810 mW	**AF154.**01/04/05**.IN4**
		XF	52°	6810 mW	**AF155.**01/04/05**.IN4**



* ONLY for professional use: contact qualified Artemide personnel to evaluate and validate the applicability in compliance with the minimum installation requirements. Coordination with environmental safety systems and sensors required. Installation must only be performed by qualified personnel. For further information contact Artemide.

SHARP VIOLET INTEGRALIS

White Black

01 **04**

Louvres



4X (1pc)

Code
AF952.01/04

Frame for recessed installation



	Code
4X	**AF90200**
8X	**AF90300**

Driver

	Vac	Lmm	Wmm	Hmm	Optic units	Min. ceiling depht (mm)		Code
20 W 700mA	220-240	125	38	23	4x	60	Undimmable	**DV1081**
32 W 700mA	220-240	129,5	42	30	8x	80	Undimmable	**DV1004**
25 W 700mA	220-240	164	38	24,5	4x	150 / 130 / 80 / 60	DALI[1]	**DV1003**
32 W 700mA	220-240	156	53	26	4x / 8x	90	DALI[1]	**DV1063**
48 W 700mA	220-240	125	82	29	4x / 8x	100	DALI[1]	**M077401**
37 W 700mA	220-240	124	79	22	4x / 8x	80	Artemide App	**DV1082IN4APP**

[1]DALI versions can be used ONLY in junction with presence detector and BMS. BMS have to send a switch-off command in case presence is detected.

Optional control devices - BLL wireless switch



Device for switching and controlling Artemide App products.
Max N.3 inputs for external push buttons.
Max 1 m distance.
Mains power supply required.
To be installed inside flush mounting boxes or junction boxes.

Code
DV1080APP



Device for switching and controlling Artemide App products.
Pure Integralis: N.2 inputs for external push buttons to enable/disable Antimicrobial action mode. N.1 input to control security ring.
Installation as indipendent use. Max 15 m distance.
Mains power supply required.

DV1101APP



Tagora 570
Pure INTEGRALIS

S. / R. Cornelissen
2021

PATENT OF INVENTION

ARTEMIDE
APP

LAMP CONCEPT

TAGORA 570 PURE INTEGRALIS

Orange Black	Beige **White**	Blue Black	Green Black	Grey White
1.	**2.**	**3.**	**4.**	**6.**

220/240Vac 50/60Hz electronic ballast included.
*** 4 DALI addresses**
**** 5 DALI addresses**

Life L70 28400h
CRI = 80
CCT= 3600 K

IP40
960°

TAGORA 570 suspension[1]

	W	Luminous Flux	Radiant Flux	CCT	CRI
DAY MODE	95 W	3232 lm	3603 mW	3600 K	80
NIGHT MODE	103 W	ND	10843 mW		

Artemide App
Code
M2493.1/2/3/4/6**.1IN2APP***



TAGORA 570 suspension direct/indirect emission[1]

		W	Luminous Flux	Radiant Flux	CCT	CRI
DAY MODE	Direct emission	95 W	3232 lm	3603 mW	3600 K	80
	Indirect emission	14 W	1200 lm			
NIGHT MODE		103 W	ND	10843 mW		

Artemide App
Code
M2403.1/2/3/4/6**.1IN2APP****

TAGORA 570 ceiling[1]

	W	Luminous Flux	Radiant Flux	CCT	CRI
DAY MODE	95 W	3232 lm	3603 mW	3600 K	80
NIGHT MODE	103 W	ND	10843 mW		

Artemide App
Code
M2483.1/2/3/4/6**.1IN2APP***



Optional control devices - BLL wireless switch



Device for switching and controlling Artemide App products.
Max N.3 inputs for external push buttons.
Max 1 m distance.
Mains power supply required.
To be installed inside flush mounting boxes or junction boxes.

Code
DV1080APP



Device for switching and controlling Artemide App products.
Pure Integralis: N.2 inputs for external push buttons to enable/disable Antimicrobial action mode. N.1 input to control security ring.
Installation as indipendent use. Max 15 m distance.
Mains power supply required.

DV1101APP

[1] ONLY for professional use: contact qualified Artemide personnel to evaluate and validate the applicability in compliance with the minimum installation requirements. Coordination with environmental safety systems and sensors required. Installation must only be performed by qualified personnel. For further information contact Artemide.



Vector White INTEGRALIS

Carlotta de Bevilacqua
2021

PATENT OF INVENTION

ARTEMIDE
APP

LAMP CONCEPT

VECTOR WHITE INTEGRALIS

White **01** Black **04** S F WF

Track version for Onetrack tracks, undimmable or DALI dimmable.
Magnetic version for A.24 tracks, D.ART dimmable.

MacAdam 3SDCM
Life L80 (10K) 66000h
CRI 90

IP20

VECTOR 55 track 230V

	W	Beam	Luminous Flux	Radiant Flux	CCT	CRI
DAY MODE	25 W	S 16°	1651 lm	1175 mW	5000 K	90
		F 23°	1686 lm	1224 mW		
		WF 32°	1768 lm	1301 mW		
DAY MODE	25 W	S 16°	1651 lm	1175 mW	5000 K	90
		F 23°	1686 lm	1224 mW		
		WF 32°	1768 lm	1301 mW		

Undimmable

Code
AN101.01/04**.IN0**
AN102.01/04**.IN0**
AN103.01/04**.IN0**

Dimmable DALI

Code
AN106.01/04**.IN0**
AN107.01/04**.IN0**
AN108.01/04**.IN0**



VECTOR 55 magnetic

	W	Beam	Luminous Flux	Radiant Flux	CCT	CRI
DAY MODE	23 W	S 16°	1651 lm	1175 mW	5000 K	90
		F 23°	1686 lm	1224 mW		
		WF 32°	1768 lm	1301 mW		

Dimmable DALI

Code
AP101.01/04**.IN0**
AP102.01/04**.IN0**
AP103.01/04**.IN0**



VECTOR 55 pendant magnetic

	W	Beam	Luminous Flux	Radiant Flux	CCT	CRI
DAY MODE	23 W	S 16°	1651 lm	1175 mW	5000 K	90
		F 23°	1686 lm	1224 mW		
		WF 32°	1768 lm	1301 mW		

Dimmable DALI

Code
AP301.01/04**.IN0**
AP302.01/04**.IN0**
AP303.01/04**.IN0**



Accessories

	Code
 Accessories holder	**AP91100**
 Lens for elliptical emission	**AP91200**
 Soft filter	**AP91300**

Accessories

	Color	Code
 Anti-dazzle louvre		**AP91400**
 Adjustable dowsers	●	**AP91500**



Vector
Violet INTEGRALIS

Carlotta de Bevilacqua
2021

PATENT OF INVENTION

ARTEMIDE
APP

LAMP CONCEPT

VECTOR VIOLET INTEGRALIS

White **01** Black **04** WF

Track version for Onetrack tracks, undimmable or DALI dimmable.
Magnetic version for A.24 tracks, D.ART dimmable.

Life L70 50000h **IP**20

Vector 55 TRACK 230V*

	W	Beam	Radiant Flux
NIGHT MODE	21 W	WF 30°	4087 mW

Undimmable

Code

AN103.01/04**.IN4**

Dimmable DALI[1]

Code

AN108.01/04**.IN4**



[1]DALI versions can be used ONLY in junction with presence detector and BMS. BMS have to send a switch-off command in case presence is detected.

Vector 55 magnetic*

	W	Beam	Radiant Flux
NIGHT MODE	21 W	WF 30°	4087 mW

Dimmable DALI

Code

AP103.01/04**.IN4**



Accessories

	Code
Accessories holder	**AP91100**
Lens for elliptical emission	**AP91200**
Soft filter	**AP91300**

Accessories

	Color	Code
Anti-dazzle louvre		**AP91400**
Adjustable dowsers	●	**AP91500**

Optional control devices - BLL wireless switch

	Code
Device for switching and controlling Artemide App products. Max N.3 inputs for external push buttons. Max 1 m distance. Mains power supply required. To be installed inside flush mounting boxes or junction boxes.	**DV1080APP**
Device for switching and controlling Artemide App products. Violet Integralis: N.2 inputs for external push buttons to enable/disable Antimicrobial action mode. N.1 input to control security ring. Installation as indipendent use. Max 15 m distance. Mains power supply required.	**DV1101APP**

* ONLY for professional use: contact qualified Artemide personnel to evaluate and validate the applicability in compliance with the minimum installation requirements. Coordination with environmental safety systems and sensors required. Installation must only be performed by qualified personnel. For further information contact Artemide.

UVC INTEGRALIS

Shorter wavelengths UV irradiation

Ultraviolet rays (100-400 nm) are a type of naturally occurring radiation generated by the sun but only partially found on Earth due to the ozone layer in the atmosphere acting as a filter with a percentage of attenuation up to 100% for wavelengths shorter than UV-C.

By ultraviolet rays we mean electromagnetic waves which are divided into three main wavelength ranges:

- UV-A (315-400 nm) with tanning properties;
- UV-B (280-315 nm) with therapeutic and vitamin synthesis properties "D";
- UV-C (100-280 nm) with germicidal properties.

UV-C rays have the strongest germicidal effect and are most effective at a wavelength of 265 nm.
The germicidal effect of UV-C radiation extends to viruses, bacteria, spores, mould fungi and mites. It is mainly due to the destructive effect exerted by UV-C radiation on their RNA / DNA: in fact, UV-C damages their genetic makeup, preventing their replication.

Viruses, bacteria, spores, fungi, moulds and mites are all sensitive and can therefore be eliminated with UV-C rays respect to different energy doses required.

Environmental sustainability

UV rays are environmentally sustainable.

Environmental chemical pollution is inevitable when using normal disinfectants. There is also the risk that can occur from the direct inhalation of the vapours or from the ingestion of foodstuffs contaminated by contact with these same chemical disinfectants.

Where it is not possible to eliminate the use of chemical disinfectants (food, pharmaceutical, health sectors etc.) the use of ultraviolet rays in disinfection allows a reduction in their quantities of use in favour of greater respect for the environment, while maintaining or improving the degree of disinfection of surfaces and spaces.

UV-C ray devices can be installed in various types of environments and programmed according to cycles capable of ensuring ideal conditions from a hygienic point of view, while eliminating the time and physical presence constraints typical of chemical-based systems that require human intervention. By way of example, the sanitisation of lifts and toilets which can be automated in the absence of people and with a controlled environment.

Currently UV-C rays are used on a daily basis in various industries including the food and pharmaceutical sectors, hospitals, air conditioning and water treatment systems.

All UV-C sources available today, whether they are mercury tubes or LEDs, are subject to a deterioration in performance over time: the expected useful technical lifespan is around 8-10,000 hours.

Human safety

UV-C radiation can be safely used to disinfect surfaces or objects in a closed environment in the absence of occupants (humans, animals or plants) where the UV light does not escape outside.
Subject to exceptions, the transparency of materials to visible light does not coincide with transparency at UV-C wavelengths: ordinary glass and transparent plastics are opaque to UV-C.

Systems with UV-C sources installed on the wall or ceiling that generate UV-C light without protecting the user from exposure, represent a potential hazard depending on the wavelength, intensity and length of exposure, in view of the fact that UV-C radiation itself cannot be perceived by humans as it does not give out any thermal or other sensation (at least until the damage is manifested) and is not visible.
In fact, as documented in literature, UV-C radiation in the 250-280 nm range is capable of causing serious damage to the eyes and skin. In addition, UV-C radiation is a proven carcinogen for humans for ocular and skin cancers.

The limit values set by current legislation in relation to the use of germicidal lamps with UV-C 180-250 nm emission have recently been confirmed by the SCHEER (Scientific Committee on Environmental Health and Emerging Risks) in relation to the evidence that accidental exposure to UV-C generated by germicidal lamps in this wavelength range can cause serious skin damage, burns and severe forms of photokeratitis and photoconjunctivitis to subjects unknowingly exposed even for short periods (SCHEER - Health effects of UV-C lamps 2017). Therefore, to prevent damage from accidental exposure, it is essential that the sources are turned on only if the presence of people, animals or plants in the irradiation area is excluded.

Since this is an application to be carried out in the absence of people, the difference between a safe quality project and an application that is dangerous or harmful to humans and other living beings arises from knowledge of the subject and by compliance with the current regulations in force on this matter, as well as in the implementation of multiple and various levels of safety to guarantee the correct use of the technology which must be properly integrated in the design of the environment.

Artemide proposes the use of **integrated and non-integrated UV-C systems intended as equipped with double emission (UV-C and visible light) or UV-C only.**

Artemide offers devices with safety sensors, which must be further combined and integrated with the safety system of the spaces in which the product is installed and which involves the installer and the space manager.

Surface sanification and UV materials resistance

When a UV-C source is activated, a marked reduction in the microbes present in the ambient air and on the surfaces reached by the UV rays can be obtained, depending on the energy emitted.
Even where the use of chemical disinfectants is foreseen, irradiating the surfaces avoiding shaded areas (in the absence of people) with appropriate fast cycles can avoid the rapid recontamination of the surfaces and keep them in constant optimal conditions from a microbiological point of view.

An important aspect that should not be underestimated is the UV-C resistance of the finishing materials. Since these are very energetic wavelengths, the materials subjected to this type of radiation can show premature aging of an aesthetic and / or mechanical nature. The materials that have proved to be the most resistant are metals and ceramics, while plastics (unless properly treated), fabrics, wood and other materials of an organic nature have shown poor resistance to UV-C.
This is a fundamental variable to consider in the design phase, which will guide the project towards the choice of a specific technology not only for its antimicrobial effectiveness but also for its sustainability as dictated by the expected duration of an architectural space.

Air sanification

Viruses, bacteria and moulds, animal residues, mites and pollen are among the main causes of dangerous infections and allergies. Each of these contaminants disperses in a different way.
Some, such as mites, spores and moulds, are continuously transported by the air, others like bacteria and viruses, “cling” to solid particles, such as the spores themselves or droplets of moisture and are breathed in by humans.

In the presence of an air conditioning system, when contaminants enter the air treatment plant (or AHU) and the channels that distribute it, the system itself, being dark and humid, becomes a fertile ground for their growth and multiplication, rendering the air that we breathe dangerous.

Irradiating the air inside the centralised system or setting up an air purifier complete with UV lamps reduces the chances that these pollutants can proliferate or be dispersed into the environment.

To complete the INTEGRALIS® technology eco-system, which acts by irradiating surfaces with appropriate wavelengths, Artemide is also developing a complementary system for air sanitisation.

ARTEMIDE
APP



Dual Function Line
UVC INTEGRALIS

Carlotta de Bevilacqua, Fabio Zanola
2021

DUAL FUNCTION LIGHT UVC INTEGRALIS + WHITE LIGHT

Custom driver 48 Vdc SELV input for power both white light channel (500 mA) or UV-C channel (150 mA) separately.

Consider the power of white light channel for sizing of the SELV power supply.

White Light
MacAdam 3SDCM
Life L80 (9K) 50000h
CRI = 90

DUAL FUNCTION LINE recessed*

	W	Flux	CCT	Radiant Flux	Code
DAY MODE	20 W	1400 lm	3000 K		**on demand**
NIGHT MODE (UV-C Emitter)	12 W	-	peak: 274nm	138mW	



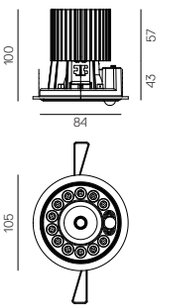

Driver

	Vdc	Code
50 W	48	**on demand**
100 W	48	**on demand**
200 W	48	**on demand**

* ONLY for professional use: contact qualified Artemide personnel to evaluate and validate the applicability in compliance with the minimum installation requirements. Coordination with environmental safety systems and sensors required. Installation must only be performed by qualified personnel. For further information contact Artemide.

ARTEMIDE
APP



Sharp
UVC INTEGRALIS

Carlotta de Bevilacqua
2021

SHARP UVC INTEGRALIS

XF



Driver 100mA SELV
and louvres supplied separately.

SHARP TRIMLESS 4X*

W	Beam		Radiant Flux	Code
3 W	XF	52°	28 mW	**on demand**



SHARP TRIMLESS 8X*

W	Beam		Radiant Flux	Code
6 W	XF	52°	56 mW	**on demand**



SHARP TRIM 4X*

W	Beam		Radiant Flux	Code
3 W	XF	52°	28 mW	**on demand**



SHARP TRIM 8X*

W	Beam		Radiant Flux	Code
6 W	XF	52°	56 mW	**on demand**



Louvres

	Code
4X (1pc)	**AF952.**01/04



Frame for recessed installation

	Code
4X	**AF90200**
8X	**AF90300**



* ONLY for professional use: contact qualified Artemide personnel to evaluate and validate the applicability in compliance with the minimum installation requirements. Coordination with environmental safety systems and sensors required. Installation must only be performed by qualified personnel. For further information contact Artemide.



Outdoor

General lighting



894 ↪ 895

Alphabet of light
outdoor 896
Cuneo 900
Dreispitz outdoor 906
Funivia outdoor 910
Gople outdoor 930
Granito LED 936
Molla 940
Niki 942
Nottola 946
"O" 950
Reeds 960
Se|eS 966
Tolomeo outdoor 972
Tolomeo XXL 982
Unterlinden outdoor 986

Alphabet of light outdoor

BIG, 2021





“Expanding on the Alphabet of light family by contributing a strong presence for the outdoor realm, the Alphabet of light outdoor circle light offers subtle yet suprising illumination along paths and roads of parks and forests. It honours the beauty of the tree by endowing it with a generous halo.”

BIG - Bjarke Ingels Group

Black

XF

220/240Vac 50/60Hz
electronic ballast
included

MacAdam 4SDCM
CRI =90

IP65

W	Weight	Beam	Flux	CCT	Code
68 W	8,5 kg	XF	2200 lm	3000K	**T089030**



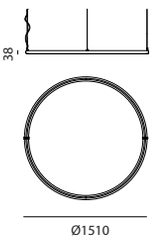







Cuneo
Cuneo Mini

Klaus Begasse
2010, 2015



The elliptical light emission and the flat shape of the fixture make it particularly suitable for floors or spacious areas in gardens to provide a side lighting.

Light fixture with direct side emission, with high-performance LED light sources. Monochromatic LEDs are used together with collimators and a light-diffusing prismatic screen to obtain an optimum lighting beam.

Floor or wall installation. In the wall installation, the light can be pointed either upwards or downwards.

Available in 3 finishes: light grey, dark grey and rust painted.

Consists of lighting cap and terminal board fixed together by means of locking screws.

Cap and terminal board in die-cast EN AB-47100 aluminium, gaskets in silicone rubber. Electronic ballast integrated in the fixture.

Cuneo: PMMA collimators installed on the LED light sources. Light-diffusing prismatic screen in PMMA siliconed flush with the lighting cap.

Cuneo Mini: High-yield COB LED source with high-reflection anodized aluminium body. Etched tempered glass screen glued flush to the lighting body with silicon.

Power connection to the mains to be carried out outside the fixture, without the need to open, by means of a pre-installed IP65 connection device suitable for cables with a diameter between 6 and 13 mm.

Wall installation by means of a bracket in folded steel sheet to which the fixture is fastened with two screws.

Screws in AISI 316 stainless steel.

All the components in die-cast aluminium and the steel bracket for wall or floor fixing are painted by means of 3-stage outdoor treatment: nanotechnologies, antioxidant primer, polyester paint.

Technical features of light fixtures in compliance with EN60598-1.

ENEC approved.



CUNEO, CUNEO MINI

Grey-white Ral 9002 **00** | Rust **10** | Antrhracite Grey **20** | AS

220/240Vac 50/60Hz
electronic ballast
included

MacAdam 2SDCM
Life L70 (6K)= 50000h
CRI =90

IP65

CUNEO

W	Weight	Beam	Flux	CCT	Code
15 W	1,8 kg	AS	1022 lm	3000K	**T0827.** 00/10/20



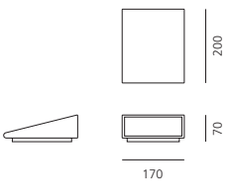

CUNEO MINI

W	Weight	Beam	Flux	CCT	Code
11 W	0,88 kg	AS	805 lm	3000K	**T0828.** 00/10/20



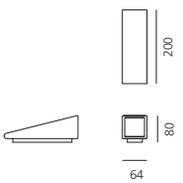









Private Villa, Catania, Italy, Ph. Federico Villa



Dreispitz outdoor

Herzog & de Meuron 2024

In the outdoor version, the Dreispitz section grows to meet technical requirements and establish a harmonious connection with both architecture and nature in the expansive outdoor areas.

Dreispitz outdoor is conceived as a vertical suspension with diffusing elements on all three sides of the triangular section. Available in two lengths, 90 and 120 cm, providing the flexibility to tailor the lighting based on the heights of the spaces and the required performance.

Like with Dreispitz, the central core contains the electronics, while the lighting elements are modular. Ideal for both private and public spaces, it engages with architecture with a presence that effectively defines and characterises the illuminated areas.





DREISPITZ OUTDOOR

Silver Green Black

Driver supplied separately.

Fitting to be completed with installation frame.

MacAdam 3SDCM
Life L70 (9K) 50000h
CRI =90

IP65

SUSPENSION VERTICAL

3 Diffused emission

Lenght	W	Flux	Colours	Code
90	30 W	3586 lm		**1858000A**
		3280 lm		**1858010A**
		3206 lm		**1858030A**
120	42 W	4931 lm		**1859000A**
		4510 lm		**1859010A**
		4408 lm		**1859030A**



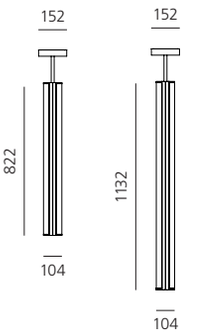

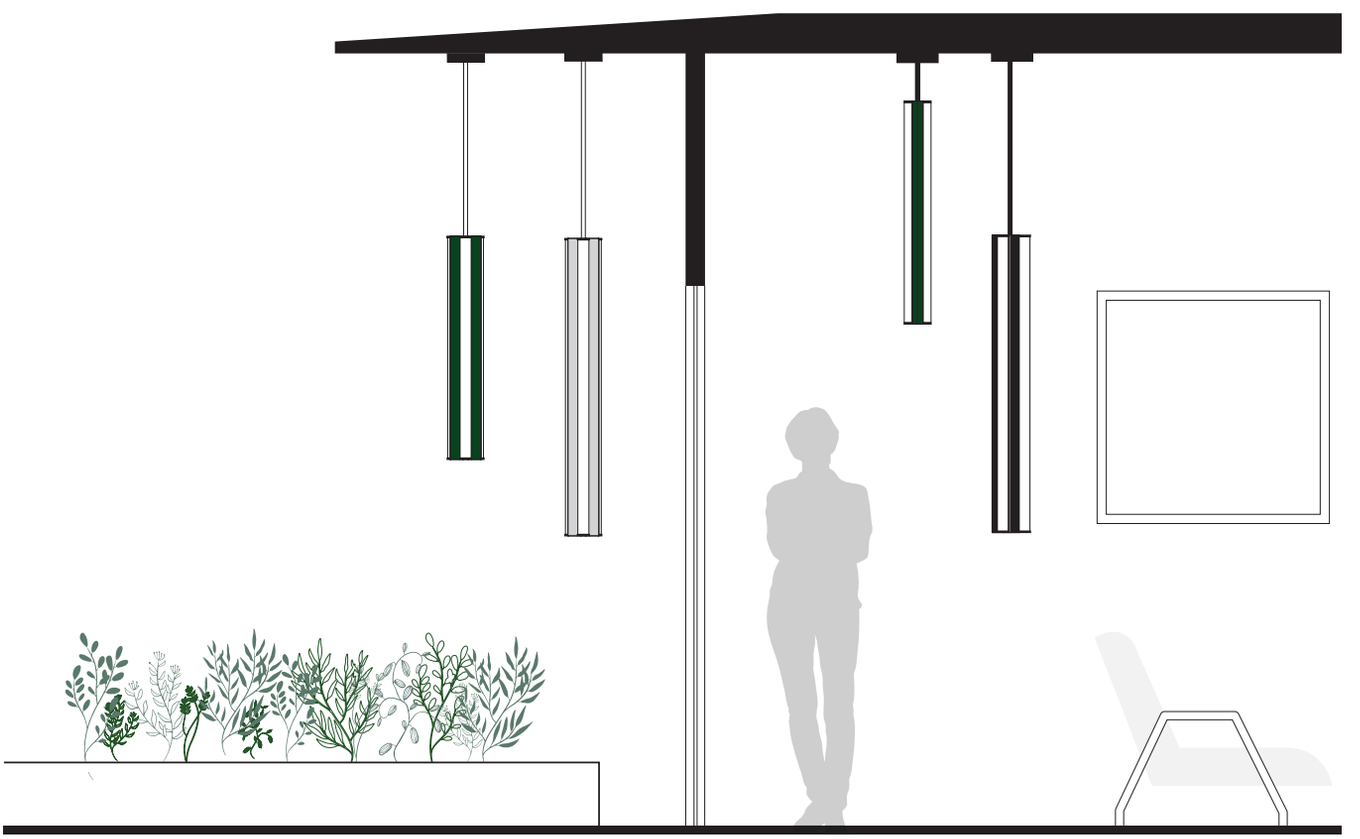

Funivia outdoor

Carlotta de Bevilacqua
2022



Funivia is a functional network of tangible and intangible relations that is free and inclusive and can evolve through the cooperation of its elements. It starts out from the essential, with a “mountaineering” spirit, discovering a new level of freedom of light in spaces, now both indoor and outdoor.

A rope, the cable that supplies energy and the nails, the elements used to fix within space, form the basis to go far beyond the limits dictated by the rigidity of standard systems.

The cable, with a special minimum section that can withstand mechanical tension and thermal stress, is the channel that distributes the system’s energy. From a single power supply, it can run infinitely with the only limit being the power installed on its length.

The light elements are connected to the cable via a “bridge” element, node of BLL signal intangible network through which all appliances can dialogue with Artemide App.

PATENT OF INVENTION



ARTEMIDE
APP



Funivia indoor 48V

(IP20)



Funivia outdoor 24V

(IP65)


MECHANICAL
CONNECTIONS
DOUBLE CLABLE
SUPPORT


ENERGETIC AND
BLL NODE
MECHANICAL
CONNECTION

Energetic and intelligent net

Cable reinforced with aramid fiber		
Length	Color	Code
5000 mm	●	FT00004
10000 mm	●	FT00104
20000 mm	●	FT00204



8

5



Mechanical joints

Cube

Length	Color
60 x 60 h 60 mm	●

Code
FT01004



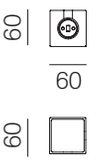

Tensioner

	Color
	●

Code
FV03004



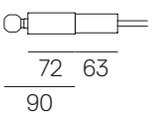

n.1 Cube FT01004 + n.1 Tensioner FV03004

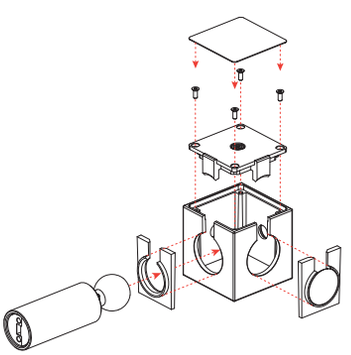

n.1 Cube FT01004 + n.2 Tensioners FV03004

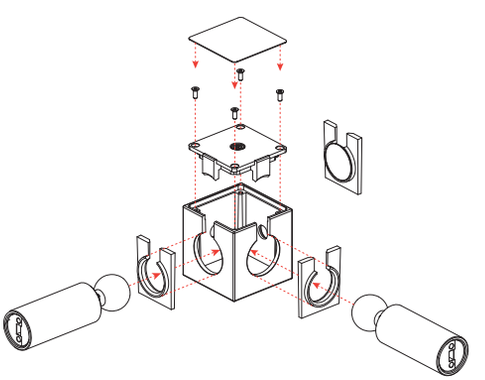

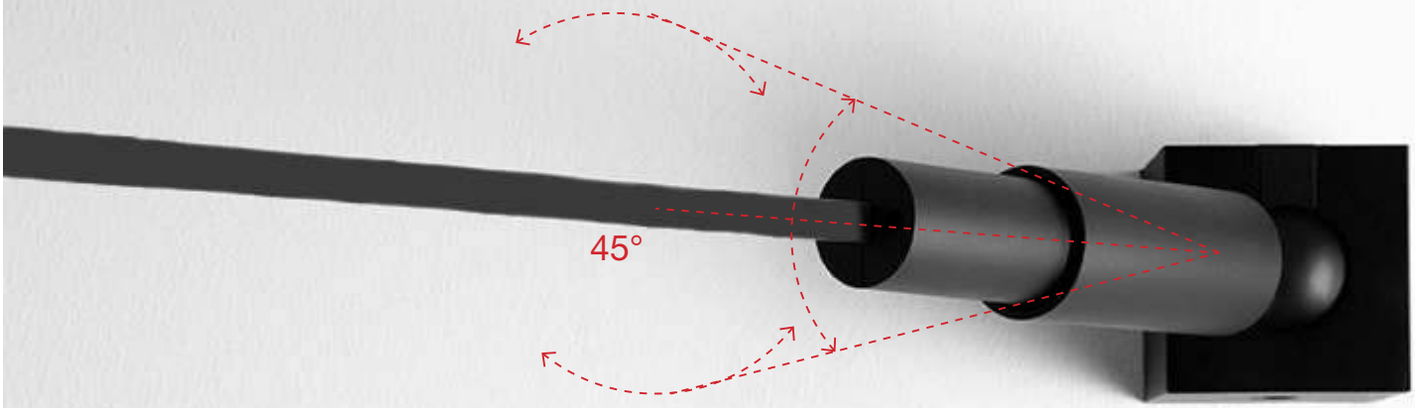
45°

Mechanical joints

Diverter

Length	Color	Code
Ø 40 x h 55,5 mm	●	**FV02004**



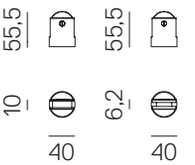

Anchor plate*

Length	Color	Code
150x150 h 6 mm	●	**FT07004**



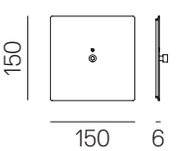

* Accessory for Cube and Diverter.

Single cable support (for long distances)

Length	Color	Code
Ø 20 x h 15 mm	●	**FV05004**



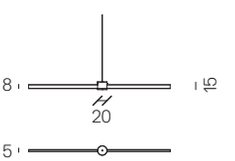

Double cable support (for long distances)

Length	Color	Code
Ø 20 x h 30mm	●	**FV06004**



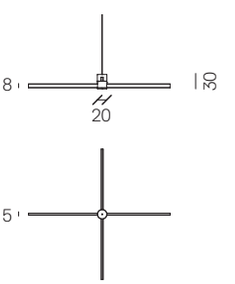



Power unit kits

SMD - Power supply	Color	Undimmable Code
100W SMD power supply kit CV 110-277V 24V - **IP**65 ⏚ - 306x140x44H	●	**DV1114**
200W SMD power supply kit CV 110-277V 24V - **IP**65 ⏚ - 306x140x44H	●	**DV1113**



Remote Power supply	Color	Undimmable Code
100W Remote power supply unit CV 110-277V 24V - **IP**65 ⏚ - 245x68x39H	●	DV1117
200W Remote power supply unit CV 110-277V 24V - **IP**65 ⏚ - 220x68x39H	●	DV1116


LAMP CONCEPT



100W POWER SUPPLY - DV1114/DV1117

MAX POWER OUTPUT 85W
max power configuration load 40W - max configuration leng 52m
max power configuration load 60W - max configuration leng 35m
[1] max power configuration load 85W - max configuration leng 25m



200W POWER SUPPLY - DV1113/DV1116

MAX POWER OUTPUT 175W
max power configuration load 100W - max configuration leng 20m
max power configuration load 140W - max configuration leng 15m
[2] max power configuration load 175W - max configuration leng 12m

Figures[1]

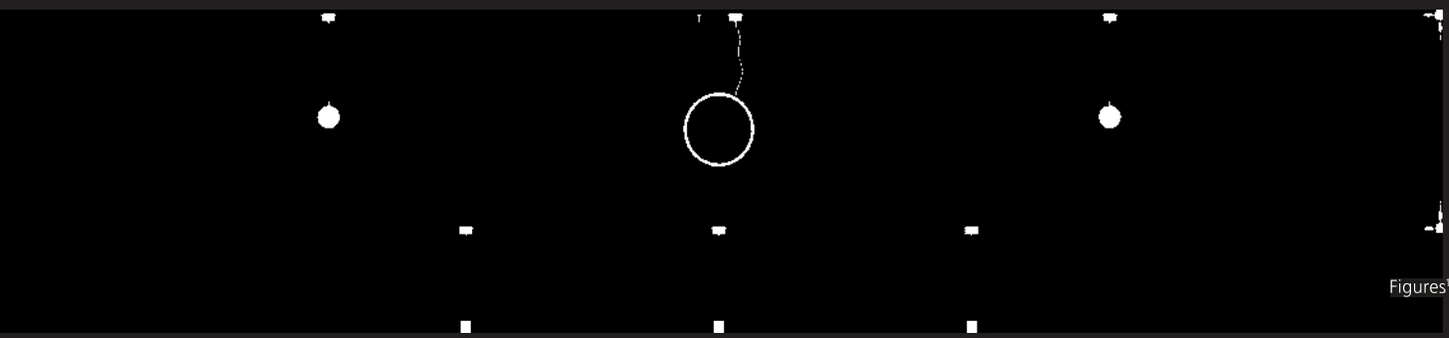

Figures[1]

Figures[2]



Multiple light performances



“O” 45 suspension
ELEMENTAL

“I”
ELEMENTAL



Obice Mini suspension
Alessandro Pedretti

Obice Mini spot
Alessandro Pedretti

Funivia Sphere 14
Carlotta de Bevilacqua

La Linea 25
BIG - Bjarke Ingels Group

“O”&”I” FUNIVIA OUTDOOR

CRI = 90 IP65

“O” 45

Diameter	W	Flux	CCT	Color	Code
450 mm	15 W	450 lm	3000K	●	**FT21004**

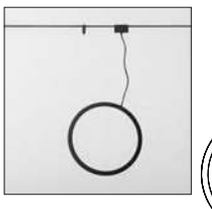

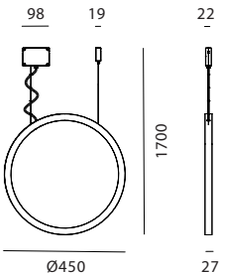

“I”

Length	W	Flux	CCT	Color	Code
1400 mm	15 W	450 lm	3000K	●	**FT71004**



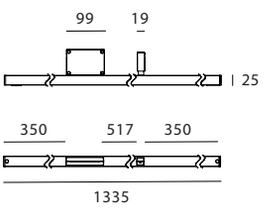

SPHERE 14

W	Flux	CCT	Color	Code
6,5 W	670 lm	3000K	○	**FT61004**

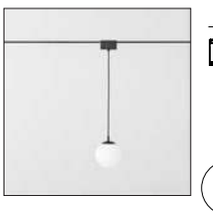

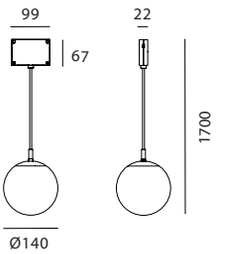

LA LINEA 25

W	Flux	CCT	Color	Code
4,8 W/m	600 lm/m	3000K	○	**FT31004**

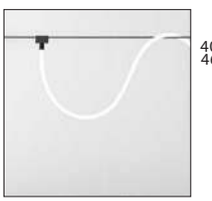

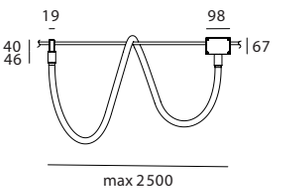

OBICE MINI SPOT

W	Beam	Flux	CCT	Color	Code
6,5 W	FL 19°	560 lm	3000K	●	**FT41104**
	WF 34°	510 lm	3000K	●	**FT41204**

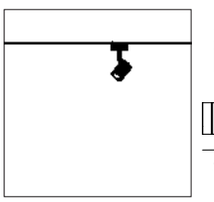

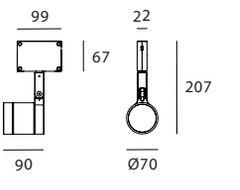

OBICE MINI SUSPENSION

W	Beam	Flux	CCT	Color	Code
6,5 W	FL 19°	560 lm	3000K	●	**FT51104**
	WF 34°	510 lm	3000K	●	**FT51204**

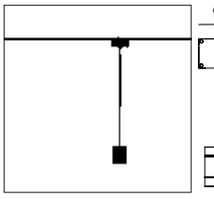

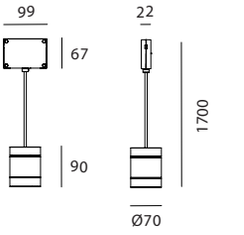





Gople outdooor

BIG
2020



Starting from the iconic silhouette of the glass diffuser, Gople proposes new sizes and materials to create different ways of lighting spaces.

BIG designs a family of outdoor lights with the freedom and flexibility to suit any space, with an almost nomadic character.

The diffuser, made in lightweight, durable plastic, is the central element of the project which combines with other elements to bring light into spaces, giving rise to different versions of Gople outdoor.

The different versions interpret a common approach to light that develops close interactions with activities and people.

Enabling new ways of using light in outdoor spaces with the utmost freedom, Gople outdoor can be reused and reinterpreted in multiple spaces and situations.





GOPLE OUTDOOR

White

XF

IP67

GOPLE OUTDOOR

IP67		
W	Weight	Code
LED Retrofit max 1x21W (E27)	4,00 Kg	**T040020**



ACCESSORIES

IP67		
		Code
Suspension Kit		**T040120**
Stem	88 mm	**T040220**
	563 mm	**T040320**
	1038 mm	**T040420**
Stem base	Ø 336 mm	**T040520**
Spike		**T040620**

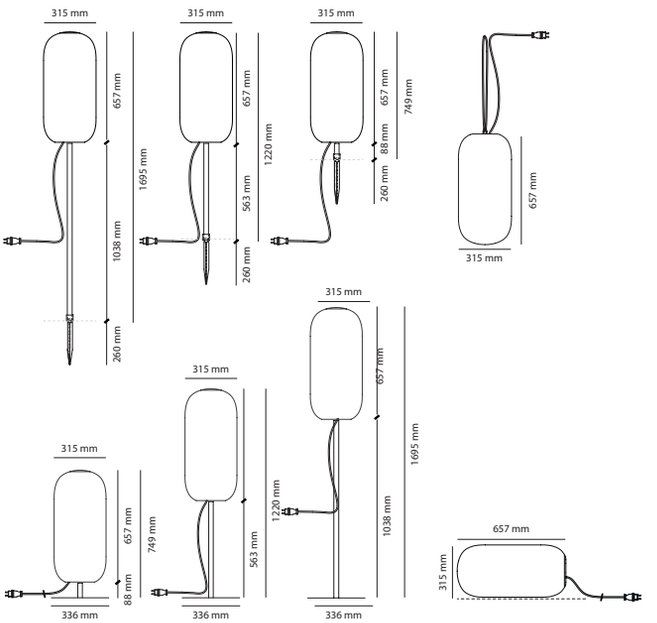

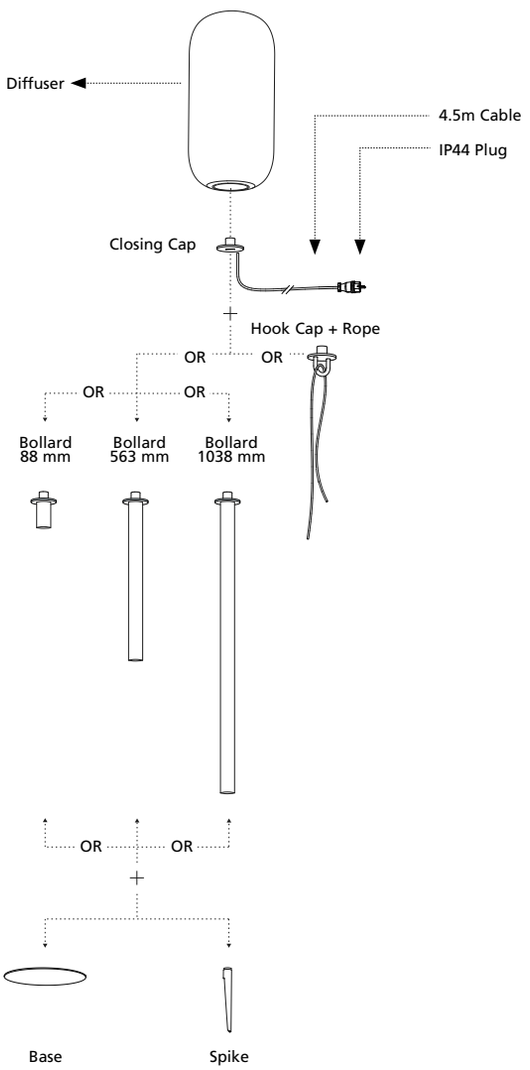



Granito LED

Ernesto Gismondi
2010

Light fixture with metal halide sources.

The four light beams projected through the fissures on the sides make it particularly suitable for lighting drives or creating light effects in parks and gardens.

Available in 2 heights: h 30cm and h 60cm.

Available in 1 finish: Cor-ten (weathering steel).

Transparent sodium-calcium bulb protection glass.

Ground mounting plate in steel with 3-stage outdoor treatment: nanotechnologies, antioxidant primer, polyester paint.

AISI 316 stainless steel screws and silicone seal gaskets.

Electronic ballast.

Suitable for watertight connection.

Technical features of light fixtures in compliance with EN60598-1.

ENEC approved.



GRANITO LED

Rust

00

AS

220/240Vac 50/60Hz
electronic ballast
included

IP65
IK10

GRANITO 30 LED

W	Weight	Flux	CCT
11 W	10,60 kg	46 lm	3000K

Code
T0832. 00



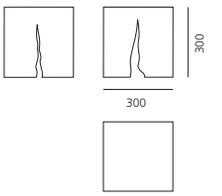

GRANITO 60 LED

W	Weight	Flux	CCT
11 W	16,60 kg	40 lm	3000K

Code
T0833. 00



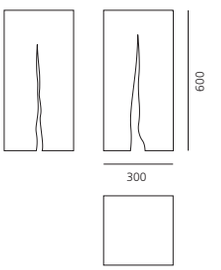

The colour of Cor-ten steel may change in time depending on weather conditions. Before stabilization, Cor-ten steel may release rust powder that may stain the surface where it is placed.
Artemide recommends not to position it on sensitive surfaces, such as clear stones, marbles, etc.







Private Villa, Catania, Italy. Ph. Federico Villa



Molla

Ernesto Gismondi
2011

Light fixture with 2 combined light beams: the large one with lighting function and the narrow one with decorative function.

Wall installation. The fixture can be installed with the main beam pointed either downwards or upwards according to the kind of lighting desired (direct or indirect).

The large beam is obtained by the combination of a monochromatic LED light source with a reflector. The narrow beam is obtained by the combination of a monochromatic LED light source with a high-performance projector.

Available in two finishes: light grey and anthracite grey painted.

Consists of lighting cap unit and terminal board fixed together by means of locking screws.

Cap and terminal board in die-cast EN AB-47100 aluminium.

Watertight gasket in silicone rubber.

Electronic ballast integrated in the fixture.

Projector consists of a body in reinforced polymer and PMMA lenses.

Tempered and silkscreened light-diffusing glasses, siliconed flush with the lighting cap.

Power connection to the mains to be carried out outside the fixture, without the need to open it, by means of a pre-installed IP65 connection device suitable for cables with a diameter between 6 and 13 mm.

Wall fixing by means of a bracket in folded steel sheet to which the fixture is fastened with two screws.

Locking screws used outside the fixture in AISI 316 stainless steel.

Die-cast aluminium and bracket painted with 3-stage outdoor treatment: nanotechnologies, antioxidant primer, polyester paint.

Technical features of light fixtures in compliance with EN60598-1.

MOLLA

Grey-white Ral 9002 **00**

Antrhracite Grey **10**

EL

220/240Vac 50/60Hz electronic ballast included

MacAdam 3SDCM
CRI =80

IP65

W	Weight	Beam	Flux	CCT
12 W	2 kg	AS	618 lm	3000K

Code
T4190NLW. 00/10



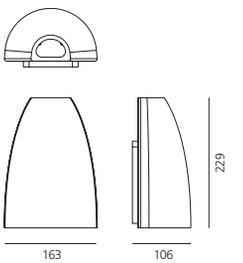



Niki

Ernesto Gismondi
1999



NIKI

Inox Satiny **15**

Inox Polished **13**

XF

220/240Vac 50/60Hz
electronic ballast
included

MacAdam 3SDCM
Life L70 (6K) 50000h
CRI =80

IP65
IK06

W	Weight	Beam		CCT
13 W	3 kg	XF	E27	3000K

Code
AH100. 13/15



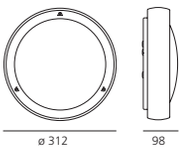

Light fixture with diffuse emission, with LED sources.
Wall and ceiling installation.
Lamp unit in AISI316 stainless steel.
Moulded covering frame in AISI316 stainless steel, satiny or polished finish.
AISI 316 stainless steel screws and polyurethane seal gaskets.
Suitable for watertight connection.
Electronic ballast.







Nottola

Alexander Bellman
2021

Nottola is an outdoor suspension lamp, thin and elegant, that offers diffused lighting and projects a subtle play of shadows into the environment.

A metal structure encloses the diffusing lighting body and through a few simple touches, defines a volume “without substance”.

It is a modern lantern that adapts perfectly to contemporary architecture but will also fit unobtrusively into the oldest of spaces, with full respect for the stylistic characteristics of the architecture.



NOTTOLA

Brass

XF

IP67

NOTTOLA

W	Weight	Beam	Flux	CCT	Code
20 W	5,20 kg	XF	2034 lm	3000K	**T070010**

The product is supplied with two interchangeable tiges,which allow to obtain two different lengths.



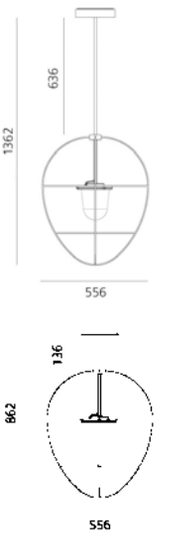







“O”

Elemental
2018

ARTEMIDE
APP

LAMP CONCEPT

“O” typologies

SUSPENSION

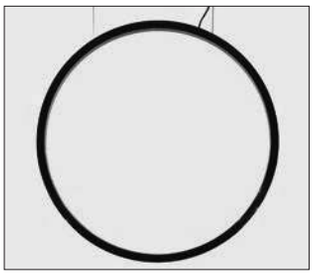

“O” Ø 150

XF
65 W
3126 lm
IP67

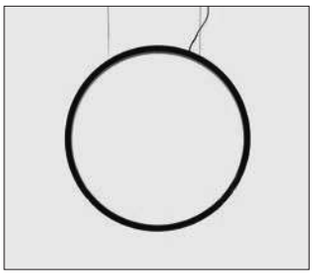

“O” Ø 90

XF
43 W
1830 lm
IP67

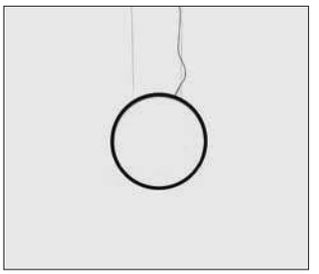

“O” Ø 45

XF
19 W
875 lm
IP67

ARTEMIDE
APP

Extruded and calendered aluminium ring, silicone diffuser, die-cast aluminium base

FLOOR



“O” Ø 150 / “O” Ø 150 INDOOR

XF
60 W
3126 lm
IP67

XF
60 W
3126 lm
IP20

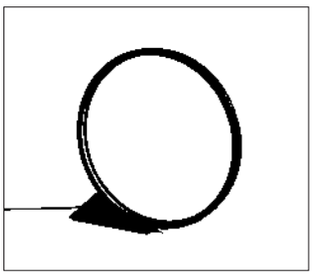

“O” Ø 90 / “O” Ø 90 INDOOR

XF
43 W
1830 lm
IP67

XF
43 W
1830 lm
IP20

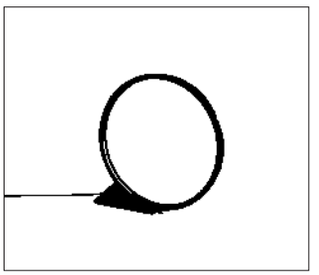

“O” Ø 450

XF
19 W
875lm
IP67

WALL/CEILING



“O” Ø 450

XF
19 W
875lm
IP67



“ O ”

Black

XF

MacAdam 3SDCM
Life L70 (6K)>40000h
CRI =90

IP67 / **IP**20

“O” 150 SUSPENSION

IP67					
Ø	W	Weight	Beam	Flux	CCT
1500 mm	60 W	6,50 kg	XF	3126 lm	3000K

IP67
Code
T072230

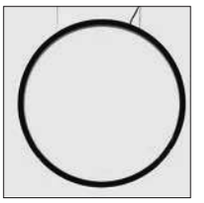

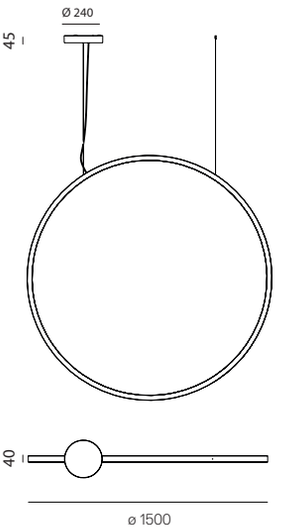

“O” 150 FLOOR

IP67					
Ø	W	Weight	Beam	Flux	CCT
1500 mm	60 W	13,00 kg	XF	3126 lm	3000K

IP67
Code
T071230



“O” 150 FLOOR INDOOR

IP20					
Ø	W	Weight	Beam	Flux	CCT
1500 mm	60 W	13,50 kg	XF	3126 lm	3000K

IP20
Code
T073130APP

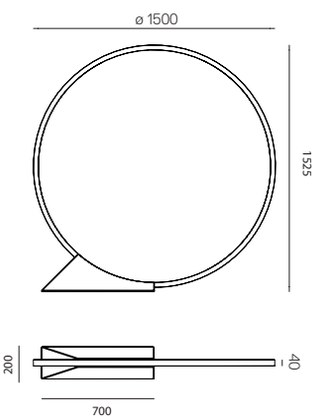

“O” 90 SUSPENSION

IP67					
Ø	W	Weight	Beam	Flux	CCT
900 mm	43 W	4,40 kg	XF	1830 lm	3000K

IP67
Code
T072030

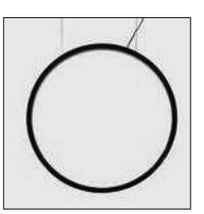

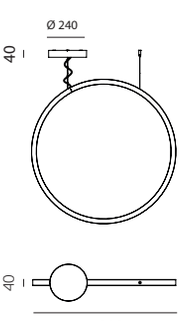

“O” 90 FLOOR

IP67					
Ø	W	Weight	Beam	Flux	CCT
900 mm	43 W	6,70 kg	XF	1830 lm	3000K

IP67
Code
T071030

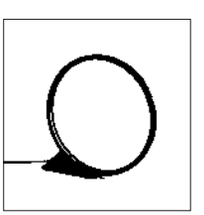

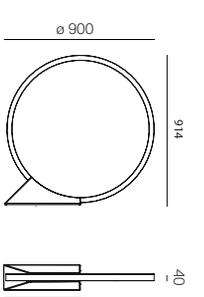

“O” 90 FLOOR INDOOR

IP20					
Ø	W	Weight	Beam	Flux	CCT
900 mm	43 W	6,90 kg	XF	1830 lm	3000K

IP20
Code
T073030
T073030APP





Atelier Cazzaro Costruzioni, Trebaseleghe (PD), Italy, Project by Gianmarco Cazzaro, Ph. Federico Villa


ATELIER

“ O ”

Black

XF

MacAdam 3SDCM
Life L70 (6K)>40000h
CRI =90

IP67 / **IP**20

“O” 45 SUSPENSION

IP67					
Ø	W	Weight	Beam	Flux	CCT
450 mm	19 W	2,20 kg	XF	875 lm	3000K

IP67
Code
T072130



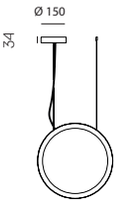

“O” 45 FLOOR / WALL / CEILING

IP67					
Ø	W	Weight	Beam	Flux	CCT
450 mm	19 W	2,20 kg	XF	875 lm	3000K

IP67
Code
T071130



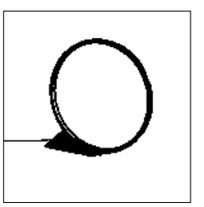

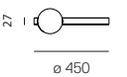

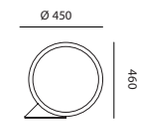

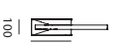



Reeds

Klaus Begasse
2013

Floor light fixture with diffuse emission, with monochromatic LED light sources.

Available with IP20 protection rating for indoors, IP67 and IP68 for outdoors. IP67 and IP68 versions are available in Single or Triple shape.

Light is diffused through 7 PMMA rods with different heights to give the impression of a reed bed and which can be screwed to the base by means of AISI 316 stainless steel bushes. Part of the light is also diffused on the floor around the base.

The base has an irregular shape, which has been designed to allow a «mosaic» connection with other light fixtures so as to create an elaborate composition as needed.

Technical features in compliance with EN60598-1 (IP20, IP67) and section 2-18 (IP68).

Reeds IP20

Consists of a base made up of a transparent polycarbonate casing.

Installed between 2 aluminium plates and anti-scratch support feet.

Technopolymer aesthetic cover.

Complete with integrated ballast and plug with transparent cable. Switching on and off are performed by means of the pedal push button located on the cable.

Reeds IP67

Consists of a base made up of a transparent polycarbonate casing installed between 2 AISI316 stainless steel plates fixed by means of AISI316 stainless steel screws. Water sealing is assured by a silicone gasket. The light fixture can be fastened to the floor by means of the holes in the lower plate. Technopolymer aesthetic cover.

Complete with integrated ballast and supplied with a 1.5 m-long H05RN-F 2x1 cable provided with IP67 connector for the electrical connection to the mains suitable for 5-13.5mm diameter cables.

Reeds IP68

Consists of a base made up of a transparent polycarbonate casing installed between 2 AISI316 stainless steel plates fixed by means of AISI316 stainless steel screws. Water sealing is assured by a silicone gasket. The light fixture can be fastened to the floor by means of the holes in the lower plate. Technopolymer aesthetic cover.

The light fixture is supplied with 24V DC power and is provided with a 5 m-long H05RN-F 2x1 cable with IP68 connector for the electrical connection to the mains suitable for 5-13.5mm diameter cables.







REEDS

Antrhracite Grey	AS	220/240Vac 50/60Hz electronic ballast included	MacAdam 4SDCM Life L70 (6K)>35600h CRI =80	**IP**20/**IP**67/**IP**68 ⧈ **IK**10
20				

IP20

W	Weight	Beam	Flux	CCT	Code
9,5 W	1,73 kg	AS	79 lm	3000K	**T087300**



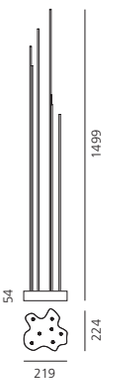

IP67

W	Weight	Beam	Flux	CCT	Code
8 W	2,53 kg	AS	105 lm	3000K	**T087400**

Electronic ballast included.



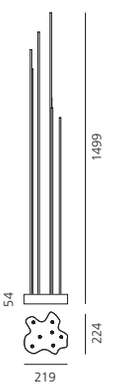

IP68

W	Weight	Beam	Flux	CCT	Code
8 W	2,53 kg	AS	105 lm	3000K	**T087500**

Electronic ballast 24Vdc supplied separately.
Please see page 1159 for drivers installation details.

Driver	Vac in	Vac out	Lmm	Wmm	Hmm	IP	Code
25 W 24Vdc	110-277	24	150	40	32	67	**T409996**
60 W 24Vdc	110-277	24	165	43	32	67	**T409998**
90 W 24Vdc	110-277	24	165	61	36	67	**T409999**



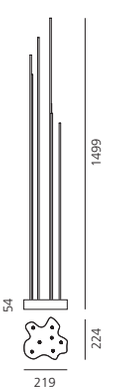

REEDS TRIPLE

Antrhracite Grey



20

AS



220/240Vac 50/60Hz
electronic ballast
included

MacAdam 4SDCM
Life L70 (6K)>35600h
CRI =80

IP20/**IP**67/**IP**68

IK10

IP67

W	Weight	Beam	Flux	CCT	Code
23 W	7,38 kg	AS	314 lm	3000K	**T087700**

Electronic ballast included.





IP68

W	Weight	Beam	Flux	CCT	Code
23 W	7,38 kg	AS	314 lm	3000K	**T087800**

Electronic ballast 24Vdc supplied separately.
Please see page 1559 for drivers installation details.





Driver	Vac in	Vac out	Lmm	Wmm	Hmm	IP	Code
60 W 24Vdc	110-277	24	165	43	32	67	**T409998**
90 W 24Vdc	110-277	24	165	61	36	67	**T409999**

Se|eS

Carolina Gismondi de Bevilacqua, Daniele Moioli
2022

Se|eS wants to become a spatial palindrome which hides itself in illuminating and reflecting its surroundings.

Se|eS is a disk mirrored on both sides which, with a continuous light set back on the side, illuminates the environment without invading it.

Se|eS is a perfect solution for indoor and outdoor space, it reflects the architecture creating new perspective and interacts with the dynamism of the surrounding nature.

Se|eS can be oriented on the vertical axis, creating multiple sets. The two heights from the ground and the suspended version allow to capture different points of view and reflections to change the perception of the space creating scenographic landscape.











SE|ES

Mirror

XF

IP67

SE|ES FLOOR 180

W	Weight	Beam	Flux	CCT	Code
35 W	28,80 kg	XF	1138 lm	3000K	**T070510**



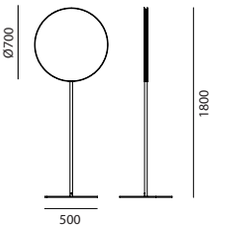

SE|ES FLOOR

W	Weight	Beam	Flux	CCT	Code
35 W	16,70 kg	XF	1138 lm	3000K	**T070410**



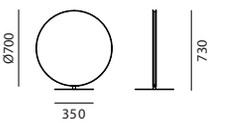

SE|ES SUSPENSION

W	Weight	Beam	Flux	CCT	Code
35 W	13,20 kg	XF	1138 lm	3000K	**T070310**



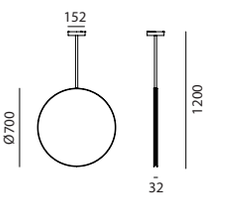


Ph. Pierpaolo Ferrari
LAMP CONCEPT

Tolomeo outdoor

Michele De Lucchi, Giancarlo Fassina
2015

Floor, suspension, and hook, as well as lampshade and lamppost versions, made with materials and finishes suited for outdoor use.

The LED source is contained within a diffusing cap fitted inside a clear IP65 plastic element.

The suspension version has protection rating IP65, whereas the floor and hook versions have protection rating IP44.

All the versions of Tolomeo Outdoor are available with or without lampshade.

The frames with lighting body of the lamppost and lampshade versions have different features.

Tolomeo outdoor paralume





Tolomeo outdoor lampione





TOLOMEO OUTDOOR PARALUME

Structure Aluminium

White **30**

Dove Grey **40**

Black **50**

XF

MacAdam 3SDCM
Life L70 (6K)=50000h
CRI =80

IP44/ **IP**65

TOLOMEO OUTDOOR PARALUME FLOOR

W	Weight	Beam	Flux	CCT
20 W	3,8 kg	XF	815 lm	3000K
Base + rod				
Diffuser ø52				

Code
T076100
T076300
T0773. 30/40/50



IP44

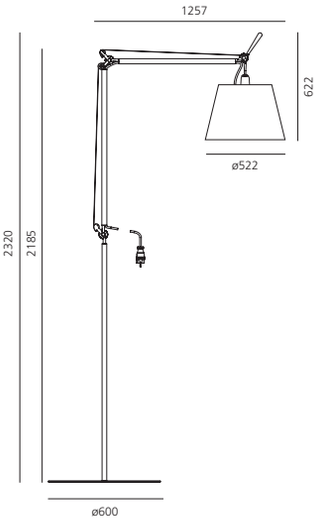

TOLOMEO OUTDOOR PARALUME SUSPENSION

W	Weight	Beam	Flux	CCT
20 W	2 kg	XF	815 lm	3000K
Diffuser ø52				

Code
T076000
T0773. 30/40/50



IP65

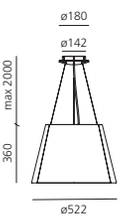

TOLOMEO OUTDOOR PARALUME HOOK

W	Weight	Beam	Flux	CCT
20 W	2 kg	XF	815 lm	3000K
Diffuser ø52				

Code
T076500
T0773. 30/40/50



IP44

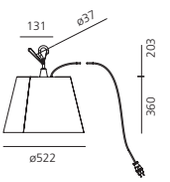







TOLOMEO OUTDOOR LAMPIONE

Structure
Aluminium

XF

MacAdam 3SDCM
Life L70 (6K)=50000h
CRI =80

IP44/ **IP**65

TOLOMEO OUTDOOR LAMPIONE FLOOR

W	Weight	Beam	Flux	CCT	Code
20 W	4,6 kg	XF	1613 lm	3000K	**T078100**
Base + rod					**T076300**



IP44

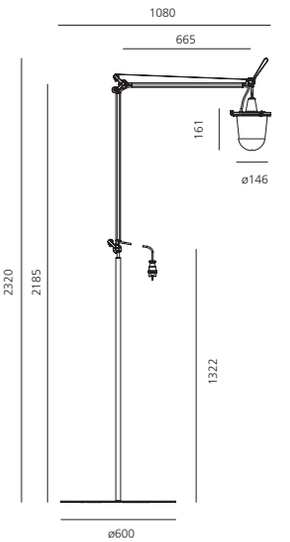

TOLOMEO OUTDOOR LAMPIONE SUSPENSION

W	Weight	Beam	Flux	CCT	Code
20 W	2 kg	XF	1613 lm	3000K	**T078000**



IP65

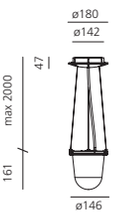

TOLOMEO OUTDOOR LAMPIONE HOOK

W	Weight	Beam	Flux	CCT	Code
20 W	2 kg	XF	1613 lm	3000K	**T078500**



IP44

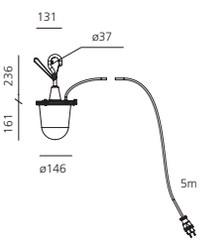





TOLOMEO OUTDOOR LAMPIONE WALL

Structure
Aluminium

XF

MacAdam 3SDCM
Life L70 (6K)=50000h
CRI =80

IP44/ **IP**65

TOLOMEO OUTDOOR LAMPIONE WALL

W	Weight	Beam	Flux	CCT	Code
20 W	2 kg	XF	1613 lm	3000K	**T076600**



IP44



Tolomeo XXL

Michele De Lucchi, Giancarlo Fassina
2009



Light fixture with direct emission, with fluorescent or LED.

Available with base or fixed support (pivot) made of mass-coloured concrete.

Diffuser in mass-pigmented polypropylene, screen in light-diffusing silkscreened methacrylate, reflector in painted aluminium.

Mobile-arm structure in extruded EN-AW-6060 aluminium with bright anodizing treatment.

Polished-painted articulations in die-cast EN-AB 46100 aluminium.

Adjustment system in AISI 316 stainless steel.

Silicone seal gaskets.

Suitable for watertight connection.

Electronic ballast.

Technical features of light fixtures in compliance with EN60598-1.

ENEC approved.



Meet Design 2011, Rome, Italy

TOLOMEO XXL

Silver Grey
00

XF

220/240Vac 50/60Hz
electronic ballast
included

MacAdam 3SDCM
Life L70 (6K)=50000h
CRI =90

IP65

30° base/90° perno

TOLOMEO XXL WITH BASE

LED					
W	Weight	Beam	Flux	CCT	Code
55 W	190,00 kg	XF	5052 lm	3000K	**1532150A**



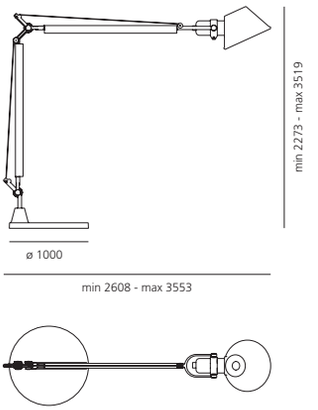

TOLOMEO XXL WITH FIXED SUPPORT

LED					
W	Weight	Beam	Flux	CCT	Code
55 W	89,00 kg	XF	5052 lm	3000K	**1535150A**



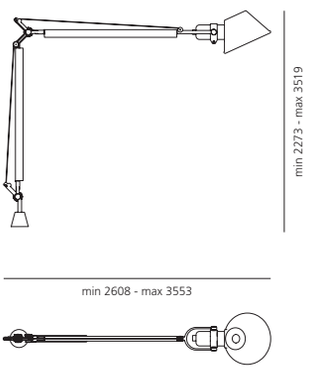



Unterlinden outdoor

Herzog & de Meuron
2022

The characteristic aluminum head of the Unterlinden indoor family grows in a version with a 17 cm diameter instead of 11 cm, to obtain superior light performance and give rise to a perfect version for outdoor settings too.

In the bollard version, the rod exits the centre of the head without compromising its luminous efficiency achieved thanks to a special optics that opens the light along the path.

In the entire Unterlinden family, simplicity is combined with sophistication, expressed in well-balanced and understated shapes, devised with accurate care for details: functional, elegant and unique both in textures and finishes.







UNTERLINDEN OUTDOOR

Aluminum

XF

* IP connectors to be supplied by installator

IP67

UNTERLINDEN OUTDOOR SUSPENSION

W	Weight	Beam	Flux	CCT	Code
15 W	2,70 kg	XF	1325 lm	3000K	**T0790010**



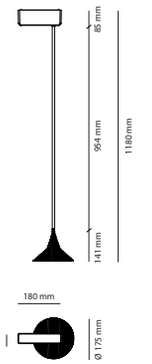

UNTERLINDEN OUTDOOR BOLLARD

W	Weight	Beam	Flux	CCT	Code
9 W	4,20 kg	XF	860 lm	3000K	**T0792010**



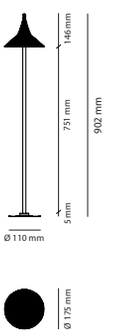

DriverVac		L_{mm}	W_{mm}	H_{mm}		Code
90W CV 24VDC	110-240	250	63	30	0-10	**DV1075**
90W CV 24VDC	110-240	250	63	30	DALI	**DV1076**
25W CV 24VDC	110-240	148	40	32	Undimmable	**T409996***
60W CV 24VDC	110-240	163	43	32	Undimmable	**T409998***
90W CV 24VDC	110-240	161	61	36	Undimmable	**T409999***



UNTERLINDEN OUTDOOR

Aluminum

XF

IP67

UNTERLINDEN OUTDOOR WALL

W	Weight	Beam	Flux	CCT	Code
15 W	5,20 kg	XF	1325 lm	3000K	**T0791010**



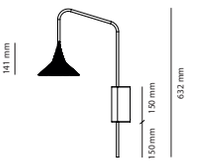

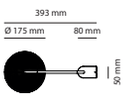



Path lighting



Cefiso 996
Chilone 1002
Ciclope 1010
Knop 1016
Needoo 1022
Nuda 1038
Oblique 1044
Piroscafo 1048
Slicing 1052
Tetragono 1062
Walking 1066

Cefiso

Alessandro Pedretti (Studio Rota & Partners) 2011

Light fixture with adjustable direct emission, with high-performance LED light sources.

Floor, wall and eaves installation.

2 sizes: Cefiso 14, Cefiso 20.

Available in two finishes: grey-white painted (RAL 9002) and anthracite grey painted.

Consists of adjustable lighting unit and terminal board. A graduated metal ring allows an accurate adjustment. Positioning is maintained by means of locking dowels.

Body and terminal board in EN AB44100 aluminium, silicone gaskets.

Electronic ballast integrated in the body.

Silkscreened tempered glass siliconed flush with the body to avoid backwater.

Wiring to be carried out inside the terminal board by piercing an IP65 grommet suitable for cables with a diameter of 8-13 mm.

PMMA lenses in 3 different versions of beams.

Screws in AISI 316 stainless steel.

Painted die-cast aluminium with 3-stage outdoor treatment: nanotechnologies, antioxidant primer, polyester paint.

Technical features of light fixtures in compliance with EN60598-1 and part 2-5.

reddot design award
2012



LAMP CONCEPT

CEFISO

Grey-white Ral 9002 — **00**

Antrhracite Grey — **10**

XS WF WW

220/240Vac 50/60Hz
electronic ballast
included

MacAdam 4SDCM
Life L70 (6K)>39300h
CRI =80

IP65
IK10
90° 180°

CEFISO 14

W	Weight	Beam	Flux	CCT	Code
23 W	2,1 kg	XF 9°	1950 lm	3000K	**T418010W.** 00/10
		WF 37°	1654 lm	3000K	**T418039W.** 00/10
		WW	1596 lm	3000K	**T4180ELW.** 00/10



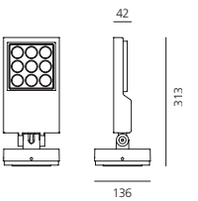

CEFISO 20

W	Weight	Beam	Flux	CCT	Code
38 W	4,4 kg	XF 9°	3558 lm	3000K	**T418110W.** 00/10
		WF 37°	3019 lm	3000K	**T418139W.** 00/10
		WW	2912 lm	3000K	**T4181ELW.** 00/10



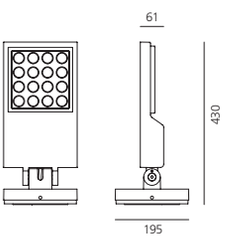









Extra Spot optic

Concentrated luminous flow to highlight details avoiding unwanted light dispersion.



Wide Flood optic

Wide luminous flow suitable for lighting large areas.



Elliptical optic (WW)

Elliptical distribution of the luminous flow suitable for wall washer effect.

Centro Servizi dello Studentato Universitario, Trento - IT
Project: Studio Palerm and Tabares de Nava s.L. Arquitectos + CLA SdS Engeneering, ing Luca Masini



Cefiso palo

Alessandro Pedretti (Studio Rota & Partners) 2011



Light fixture with adjustable direct emission, with high-performance LED light sources.

Pole installation.

Available in two finishes: light grey painted and anthracite grey painted.

Consists of lighting unit and pole support. Fixing is maintained by means of locking dowels.

The pole, not supplied, must have a ø 60 mm and h90 mm shank to correctly fix the head- pole. The pole height must be 4 m from the ground to provide a correct surface lighting. In this way, the poles can be installed at a distance of 15 m, suitable to light a 4 m carriageway in compliance with S3 class for cycle tracks.

Body in EN AB44100 aluminium, pole support in galvanized iron, silicone gaskets.

Electronic ballast integrated in the body.

The light fixture is protected from impulse overvoltage up to 4KV both in differential and common mode.

Silicone-sealed silk-screened tempered glass.

IP67 connector for electric connection to the mains, it can be housed in the pole compartment and is suitable for cables with a diameter of 5-13.5 mm.

LED circuits with PMMA lenses with road emission beam.

Screws in AISI 316 stainless steel.

All parts in die-cast aluminium and galvanised iron are painted with 3-stage outdoor treatment: nanotechnologies, antioxidant primer, polyester paint.

Technical features of light fixtures in compliance with EN60598-1.

CEFISO PALO

Grey-white Ral 9002 — **00**

Antrhracite Grey — **10**

WW

220/240Vac 50/60Hz
electronic ballast
included

MacAdam 4SDCM
Life L70 (6K)>39300h
CRI =80

IP65
IK10

W	Weight	Beam	Flux	CCT
41 W	2,1 kg	AS	3.110 lm	3000K

Code
T418200W.00/10



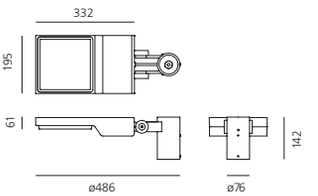

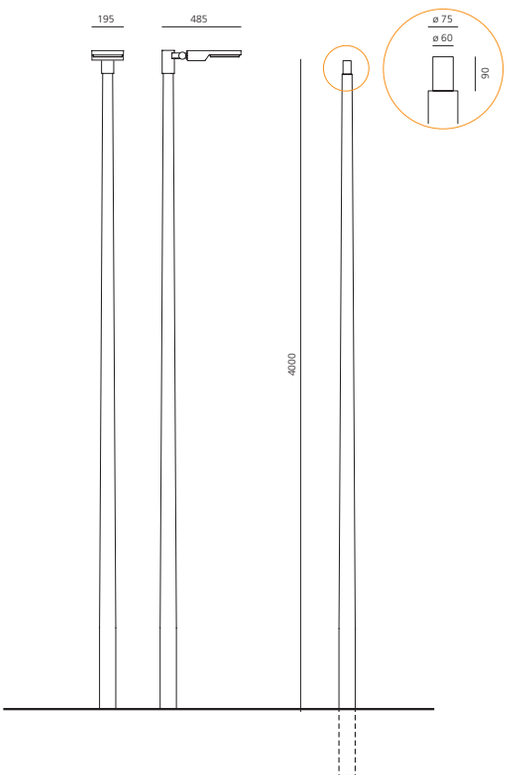

LED 40W			Lighting application		
h	L	a	Em	Emax	Emin
4.0 m	4.0 m	15 m	13 lux	27 lux	2.3 lux

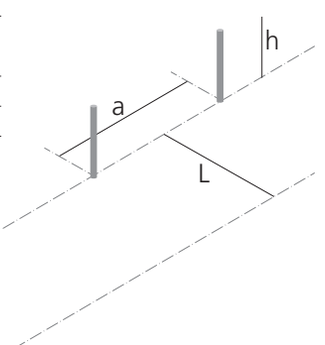



Suitable for street lighting in the class S3 (bike paths).

Chilone

Ernesto Gismondi
2009

Series of light fixtures with direct emission, with high-performance LED light sources.

Floor, pole or wall installation.

Available in 3 finishes: light grey painted (RAL 9002), anthracite grey and rust painted.

Painting is obtained by means of 3-stage outdoor treatment: nanotechnologies, antioxidant primer, polyester paint.

AISI 316 stainless steel screws and silicone seal gasket.

Provided with IP67 cable and connector for the mains connection.

Technical features of light fixtures in compliance with EN60598-1.

ENEC approved.

Consists of lamp, lamp support and: wall support (Chilone wall), ground fixing pole (Chilone pole), ground mounting plate (Chilone floor).

Lamp unit in die-cast EN-AB 47100 aluminium.

UV resistant diffuser in shock resistant polycarbonate with satiny finish.

Lamp support in extruded EN-AW-6060 aluminium.

Chilone wall: it can be installed with the light pointed either downwards or upwards. Wall support in steel included.

Chilone pole: height 250 cm, ground fixing pole in painted extruded EN-AW-6060 aluminium. It must be installed by means of a proper foundation plinth.

Chilone floor: available with downward emission in two heights (h45cm and h 90cm) and with upward emission (Chilone Up). Support pole in extruded EN-AW-6060 aluminium, chromate treated and painted. Mounting plate in folded, welded and painted steel, with holes for ground fixing by means of log bolts or dowels.

Private Villa, Catania, Italy, Ph. Federico Villa

CHILONE FLOOR 45

LED 8 W			Lighting application		
h	L	a	Em	Emax	Emin
0.45 m	1.0 m	3.0 m	43 lux	842 lux	1 lux

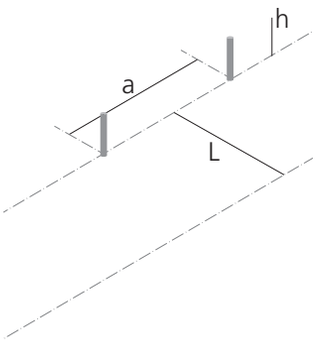



CHILONE FLOOR 90

LED 8 W			Lighting application		
h	L	a	Em	Emax	Emin
0.90 m	1.0 m	4.0 m	16 lux	96 lux	1 lux

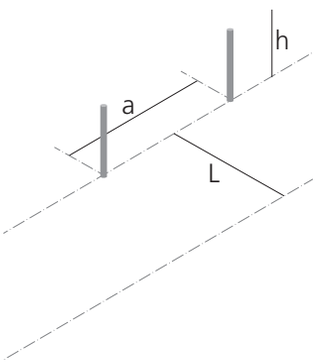



CHILONE POLE

LED 16 W			Lighting application		
h	L	a	Em	Emax	Emin
2.50 m	2.5 m	9 m	4 lux	9 lux	0.6 lux

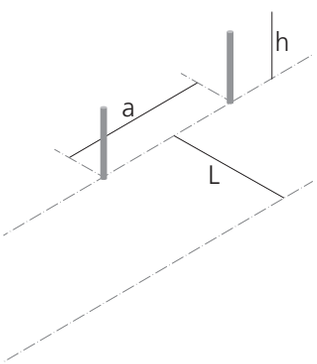







CHILONE

Grey-white Ral 9002 — **00**

Rust — **10**

Antrhracite Grey — **20**

AS 220/240Vac 50/60Hz
electronic ballast
included

MacAdam 7SDCM
Life L70 (10K)>35500h
CRI =80

IP65
IK06

CHILONE WALL

W	Weight	Beam	Flux	CCT	Code
14 W	3,81 kg	AS	865 lm	3000K	**T0824.** 00/10/20



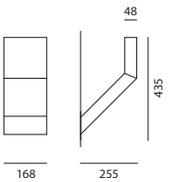

CHILONE FLOOR 45

W	Weight	Beam	Flux	CCT	Code
8 W	3,98 kg	AS	350 lm	3000K	**T0822.** 00/10/20



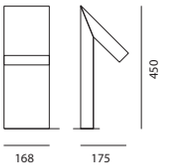

CHILONE UP

W	Weight	Beam	Flux	CCT	Code
14 W	3,81 kg	AS	865 lm	3000K	**T0823.** 00/10/20



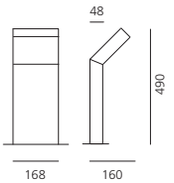

CHILONE FLOOR 90

W	Weight	Beam	Flux	CCT	Code
8 W	5,27 kg	AS	350 lm	3000K	**T0821.** 00/10/20



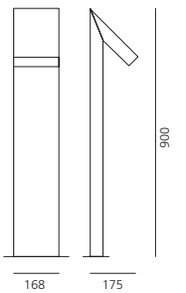

CHILONE POLE

W	Weight	Beam	Flux	CCT	Code
14 W	10,65 kg	AS	628 lm	3000K	**T0820.** 00/10/20



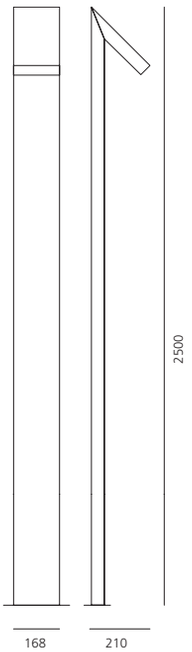





Ranco (Varese), Italy

Ciclope

Alessandro Pedretti (Studio Rota & Partners) 2009

Lighting system with diffuse unilateral or bilateral emission, with high-performance LED light sources.

Light emission is obtained by the combination of six monochromatic LED light sources, a reflector and an opaline diffuser.

Floor in unilateral and bilateral emission, wall or recessed installation.

Available in 3 finishes: light grey (RAL 9002), anthracite grey and rust painted.

Technical features of light fixtures in compliance with EN60598-1.

ENEC approved.

Lighting unit consists of: frame in reinforced polymer; diffuser in light-diffusing polycarbonate; plate in pickled, machined and galvanised steel; watertight gasket in silicone rubber; LED circuit; electronic ballast; reflector in painted spun aluminium; PG13.5 cable gland, H05RN-F cable and IP65 electrical connection device suitable for cables with a diameter between 6 and 13 mm to allow electrical interfacing with the external mains without the need to open the fixture.

The lighting unit houses the electrical components and sources.

Aesthetic cover in die-cast EN AB-47100 aluminium. The components in die-cast, extruded aluminium and steel are painted by means of 3-stage outdoor treatment: nanotechnologies, antioxidant primer, polyester paint.

The elements are fixed together by means of screws. All the locking screws used outside the fixture and inside the stem are in AISI 304 stainless steel.

Ciclope floor: available in two heights (h 50cm and h 90cm), stem in extruded EN AW-6060 aluminium. Ground mounting plate in folded, welded and painted steel, with holes for ground fixing by means of log bolts or dowels.

Ciclope recessed: recessing box in reinforced polymer, can be ordered separately.

Ciclope wall: box in extruded EN AW-6060 aluminium.



CICLOPE FLOOR 50 UNILATERAL

LED 6W			Lighting application		
h	L	a	Em	Emax	Emin
0.5 m	1.0 m	3 m	59 lux	378 lux	1 lux

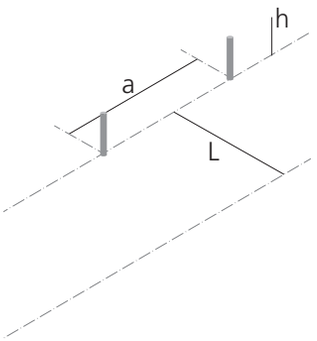



CICLOPE FLOOR 90 UNILATERAL/BILATERAL

LED 6W			Lighting application		
h	L	a	Em	Emax	Emin
0.9 m	1.0 m	3.5 m	28 lux	87 lux	1 lux

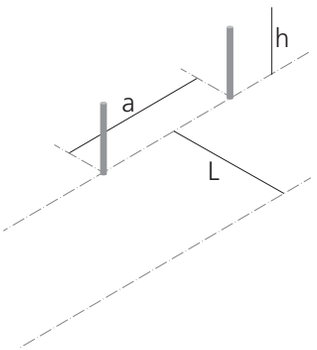



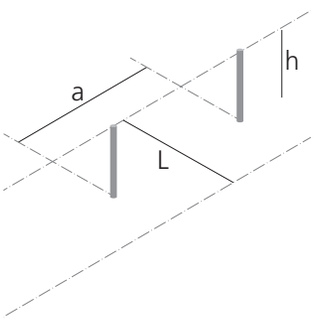



CICLOPE WALL/RECESSED

LED 6W			Lighting application		
h	L	a	Em	Emax	Emin
0.5 m	1.0 m	2.9 m	41 lux	281 lux	1 lux

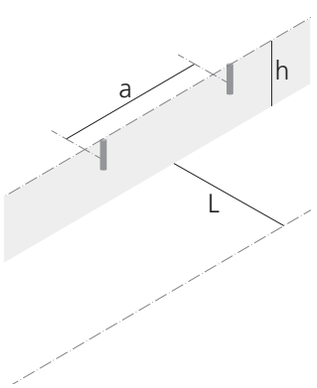





RECESSED HOLE

230 x 330 x 50 mm



RECESSING BOX

201 x 300 x 48,5 mm



LIGHTING UNIT



AESTHETIC COVER



CICLOPE FLOOR

Grey-white Ral 9002 **00** | Rust **10** | Antrhracite Grey **20** | AS

220/240Vac 50/60Hz electronic ballast included

Mounting plate included

MacAdam 2SDCM
Life L90 (20K)=118000h
CRI =90

IP65
IK10

CICLOPE FLOOR 50 UNILATERAL

W	Weight	Beam	Flux	CCT	Code
6,5 W	4,5 kg	AS	383 lm	3000K	**T0810.** 00/10/20



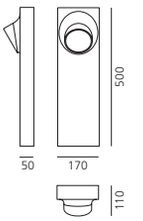

CICLOPE FLOOR 50 BILATERAL

W	Weight	Beam	Flux	CCT	Code
13 W	4,5 kg	AS	765 lm	3000K	**T0813.** 00/10/20



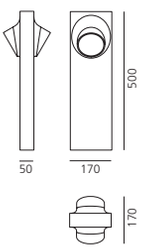

CICLOPE FLOOR 90 UNILATERAL

W	Weight	Beam	Flux	CCT	Code
6,5 W	5,5 kg	AS	383 lm	3000K	**T0811.** 00/10/20



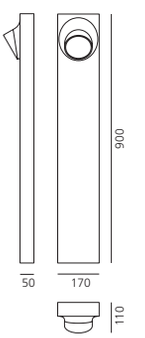

CICLOPE FLOOR 90 BILATERAL

W	Weight	Beam	Flux	CCT	Code
13 W	5,5 kg	AS	765 lm	3000K	**T0814.** 00/10/20



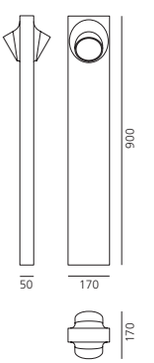

CICLOPE WALL

Grey-white Ral 9002 **00** | Rust **10** | Antrhracite Grey **20** | AS

220/240Vac 50/60Hz
electronic ballast
included

MacAdam 2SDCM
Life L90 (20K)=118000h
CRI =90

IP65
IK10

CICLOPE RECESSED

W	Weight	Beam	Flux	CCT	Code
6,5 W	1,2 kg	AS	383 lm	3000K	**T0815.** 00/10/20
Recessing box					**T081600**



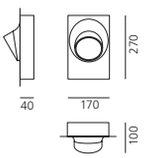

CICLOPE WALL

W	Weight	Beam	Flux	CCT	Code
6,5 W	2 kg	AS	383 lm	3000K	**T0812.** 00/10/20



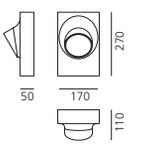



Vulcangas, Torriana Rimini, Italy, Ph. Diego De Pol

Knop

BIG
2023

Knop collection is iconic in the simplicity of its geometric shapes, perfectly functional and designed to interact with the surrounding natural environment. The curvature of the head echoes the geometry of Gople, a detail that creates a dialogue with BIG's other indoor and outdoor proposals for Artemide.

A "family feeling" that is not formal standardisation but a sign that creates a compositional balance within diversification.

This geometry, combined with carefully selected finishes, is perfect for blending seamlessly into outdoor environments, reflecting nature and helping to keep the bollard head clean.

The Knop collection consists of three elements of different heights and a wall version to cater to the various needs of outdoor spaces, marking paths or creating large illuminated areas where people can linger.

The geometry of the head screens light in compliance with regulations, avoiding glare, and the structure is minimal but very durable, perfect not only for private but also public outdoor spaces.



Knop typologies





KNOP WALL/CEILING



XF
11 W
709 lm
IP65

KNOP 45



XF
11 W
760 lm
IP65

KNOP 90



XF
11 W
760 lm
IP65

KNOP 225



XF
15 W
1020 lm
IP65


LAMP CONCEPT

KNOP

Silver

XF

IP67

KNOP 45

W	Weight	Beam	Flux	CCT	Code
11 W	2,70 kg	XF	760 lm	3000K	**T050010**



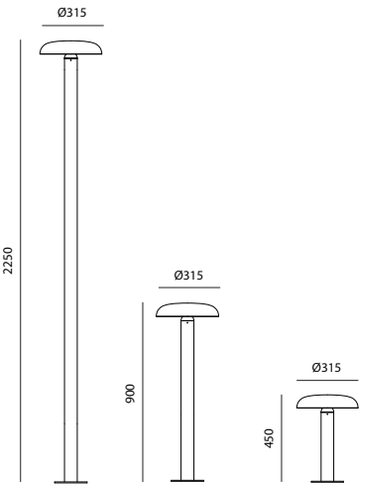

KNOP 90

W	Weight	Beam	Flux	CCT	Code
11 W	3,35 kg	XF	760 lm	3000K	**T050110**

KNOP 225

W	Weight	Beam	Flux	CCT	Code
15 W	5,00 kg	XF	1020 lm	3000K	**T050210**





KNOP

Silver

XF

IP67

KNOP WALL/CEILING

W	Weight	Beam	Flux	CCT	Code
11 W	1,80 kg	XF	709 lm	3000K	**T050310**









Needoo

Davide Oppizzi
2021

Needoo is a new project that puts the environment first. Comprised of a bollard and three different poles, it offers perfectly controlled light that respects nature by illuminating only what is strictly necessary. Perched atop the pole there is a shelter for birds. The light head is positioned below the nest and consists of a plate which screens the light and forms a surface upon which small animals can rest.

It combines an approach that is mindful of the perceptive needs of humans and animals and that speaks of respecting and sharing spaces. Birds must be able to navigate their way using their natural reference points which are the night sky with the stars and the moon.

The controlled light of Needoo does not interfere with this perception and does not dazzle them. The carefully designed optics, their positioning, the quality of light and its control via integrated sensors help to ensure harmonious co-existence of humans and nature, respecting the circadian rhythms of each species and a positive energy balance.

The interaction between light, humans and nature is guided by smart programming that calibrate light intensity based on presence, employing a gradual progression that creates no unsettling contrasts.



Needoo compatibility of components



Needoo pole 900

Needoo pole 2500

Colors:
- Green
- Rust

Needoo pole 900[1]
Ø 75 x 900 mm
Use with:
Head

Needoo pole 2500[1]
Ø 75 x 2500 mm
Use with:
Head

Needoo pole 3000[2]
Ø 75 x 3000 mm
Use with:
Head
Head to nest fitting
Nest

Needoo pole 3300[2]
Ø 75 x 3300 mm
Use with:
Nest

[1] Provide for installation only by Flange.
[2] Provide for installation only by plynth.



Needoo pole 3000

Needoo pole 3300

Lighting performances



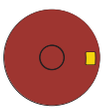

Single light emissions
Light Blade



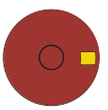

Single light emissions
Asymmetric





Single light emissions
Rotosymmetric



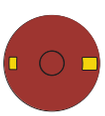

Double light emissions
Light Blade + Asymmetric



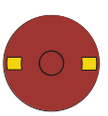

Double light emissions
Asymmetric + Asymmetric



Single light
Light Blade emission

Single light
Asymmetric emission

Single light
Rotosymmetric emission



Double light
Asymmetric + Light Blade
emission

Double light
Asymmetric emission

Needoo optical system

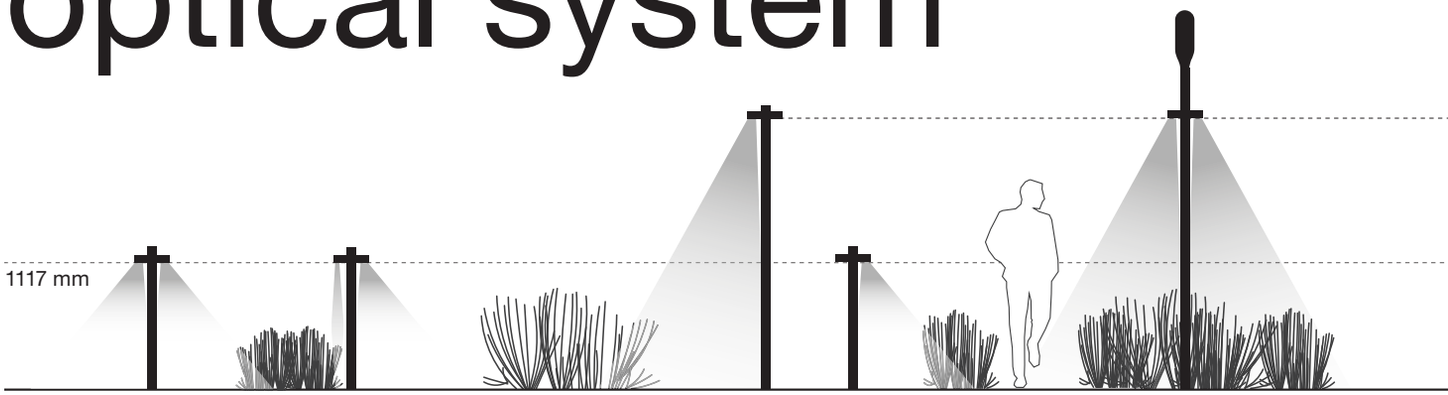

ASYMMETRIC + ASYMMETRIC EMISSION

ASYMMETRIC + LIGHT BLADE EMISSION

ASYMMETRIC EMISSION

ASYMMETRIC EMISSION

ASYMMETRIC + ASYMMETRIC EMISSION



SINGLE LIGHT
LIGHT BLADE EMISSION



SINGLE LIGHT
ROTOSYMMETRIC EMISSION

2715 mm

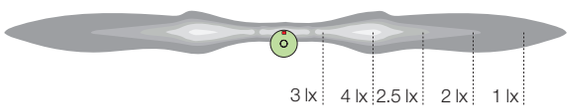

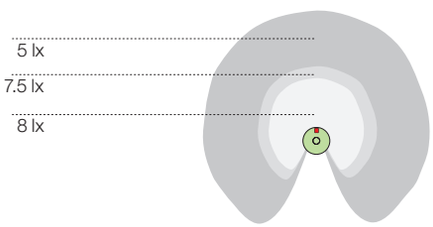

9 m

6 m

1170 mm

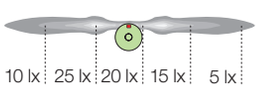

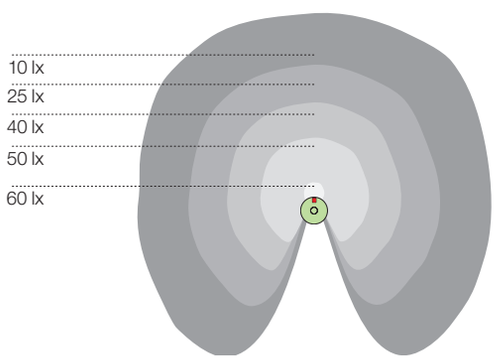

9 m

6 m

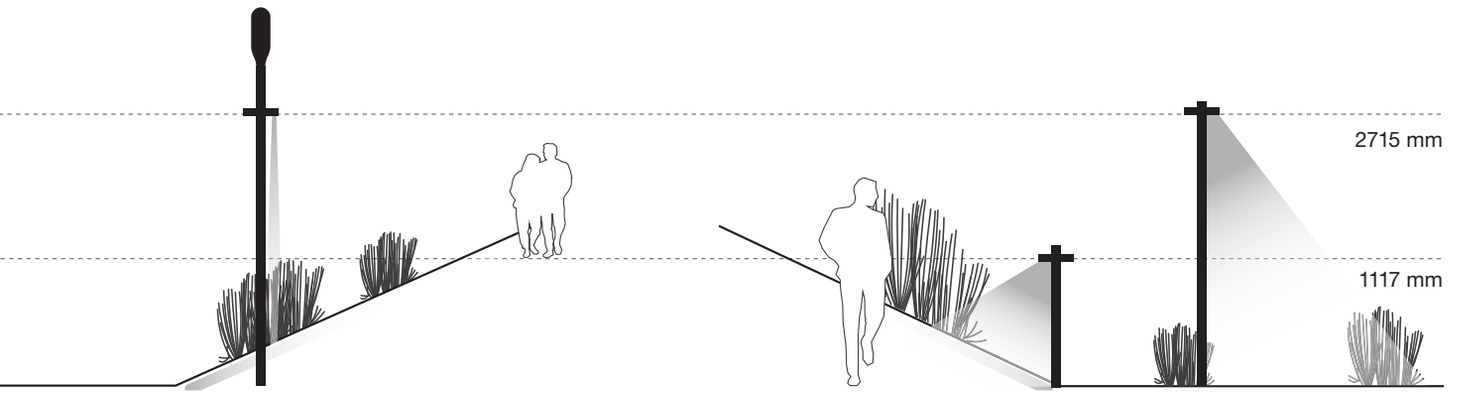

LIGHT BLADE
EMISSION

ROTOSYMETRIC
EMISSION

ROTOSYMETRIC
EMISSION

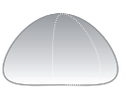

SINGLE LIGHT
ASYMMETRIC EMISSION

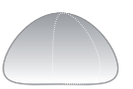

DOUBLE LIGHT
ASYMMETRIC EMISSION

2715 mm

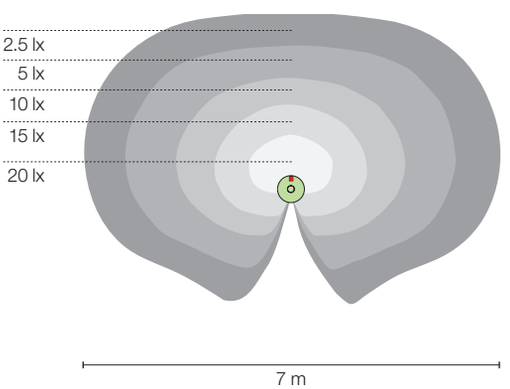

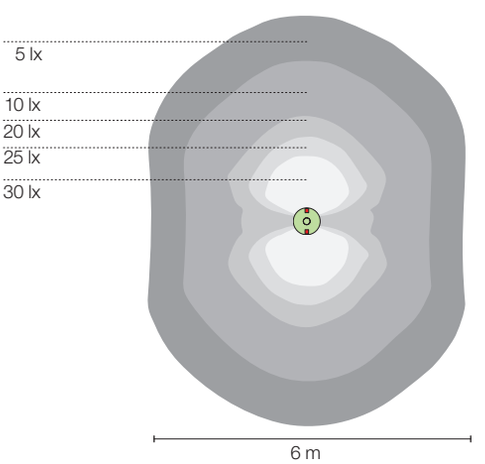

1170 mm

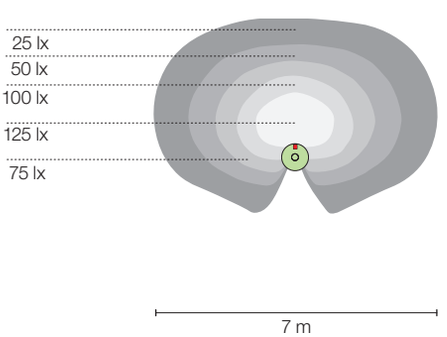

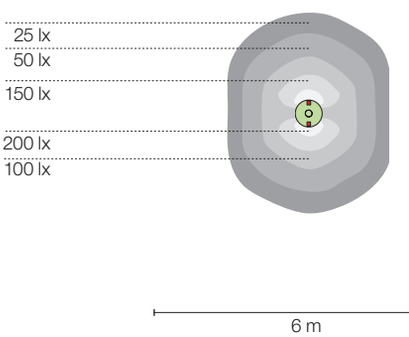




LAMP CONCEPT

Needoo and biodiversity

Needoo is not just an outdoor lighting system but above all a place ready to embrace biodiversity.

Needoo is the perfect system for helping animals in our contemporary spaces, offering suitable shelter in parks to help repopulate urban areas with different species, enriching our quality of life. As indicated by numerous studies, the lack of nesting spaces is one cause of the loss of biodiversity. Needoo aims to be a small but practical step, an action to help reverse this worrying trend.








Nesting hatch holes



Ø 26 mm

Code T031700

Blue Tit
Marsh Tit
Coal Tit
Crested Tit
Common Redstart
Eurasian Nuthatch
Collared Flycatcher
European Pied Flycatcher
Eurasian Wryneck
House Sparrow
Eurasian Tree Sparrow
European greenfinch
Common Firecrest
Common Chiffchaff
European Serìn
Common Chaffinch
Eurasian Blackcap
European Goldfinch
Eurasian Bullfinch



Ø 32 mm

Code T031710

Common Starling
Great Spotted Woodpecker
Middle Spotted Woodpecker
Collared Flycatcher
Song Thrush
Great Tit
Coal Tit
Crested Tit
Eurasian Wryneck
Song Thrush
Eurasian Nutharch
European Greenfinch
Marsh Tit
Common Chiffchaff
European Serìn
Common Chaffinch
Eurasian Blackcap
Red-backed Shrike
European Goldfinch



Ø 45 mm

Code T031720

Common Starling
Great Spotted Woodpecker
Middle Spotted Woodpecker
Collared Flycatcher
European Pied Flycatcher
Song Thrush
Great Tit
Coal Tit
Crested Tit
Eurasian Wryneck
Eurasian Nuthatch
European Greenfinch
Marsh Tit
Common Chiffchaff
European Serìn
Common Chaffinch
Eurasian Blackcap
Red-backed Shrike
European Goldfinch

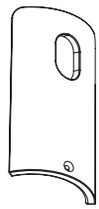

Ø 55x29 mm

Code T031730

Blue Tit
Marsh Tit
Coal Tit
Crested Tit
Common Redstart
Eurasian Nuthatch
Collared Flycatcher
European Pied Flycatcher
Eurasian Blackcap
House Sparrow
Eurasian Tree Sparrow
European Greenfinch
Common Firecrest
Common Chiffchaff
European Serin
Common Chaffinch
European Goldfinch
Eurasian Bullfinch

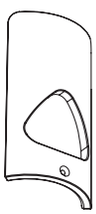

Ø 84x93 mm

Code T031750

White Wagtail
European Pied Flycatcher
Black Redstart
Northern Wren
European Robin
Song Thrush

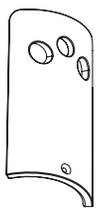

3 holes Ø 26 mm

Code T031740

Blue Tit
Marsh Tit
Coal Tit
Crested Tit



For bats

Code T031760

Soprano Pìpìstrelle

Needoo structure

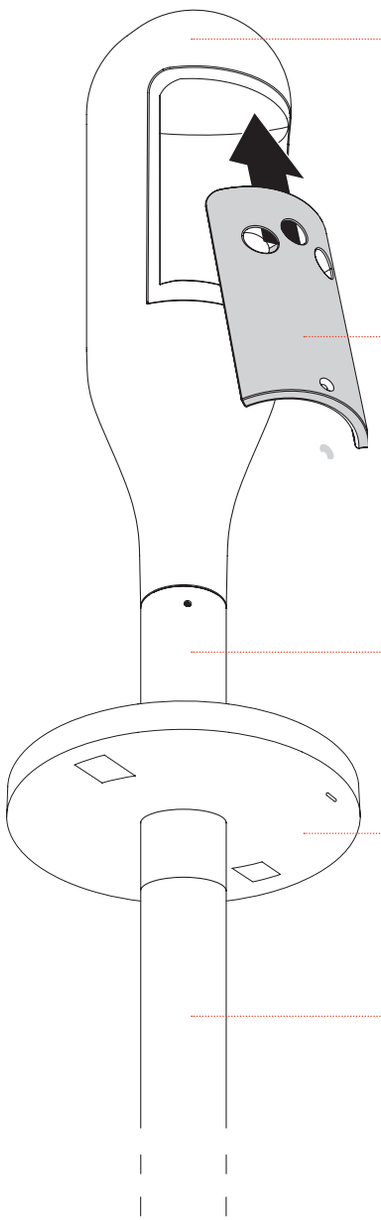

Nest body
Ø 170 x 590 h mm
Green / Rust

Nest hatch
H 170 mm
Dove

Head to nest fitting
Ø 75 x 273 h mm
Green / Rust

Head
Ø 307 x 217 h mm
Green / Rust

Pale
Ø 75 x 900/2500/3000/3300 h mm
Green / Rust

Needoo composition

NEEDOO POLE 900 mm

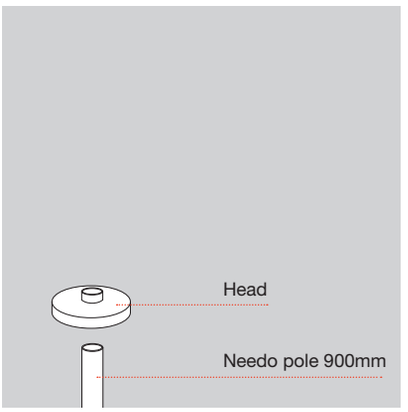

NEEDOO POLE 2500 mm

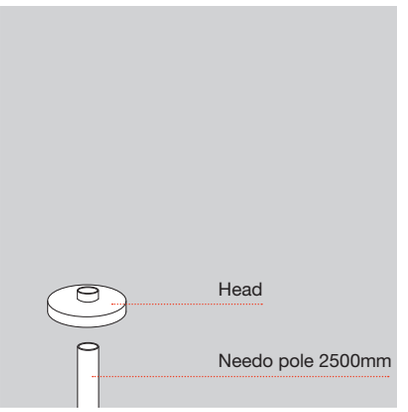

NEEDOO POLE 3000 mm

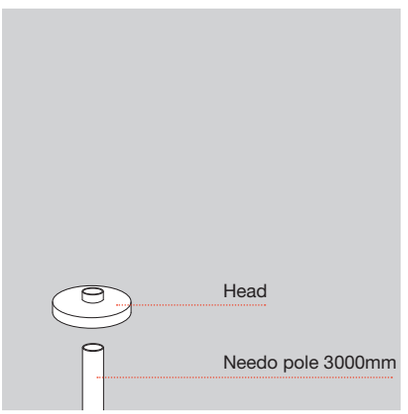

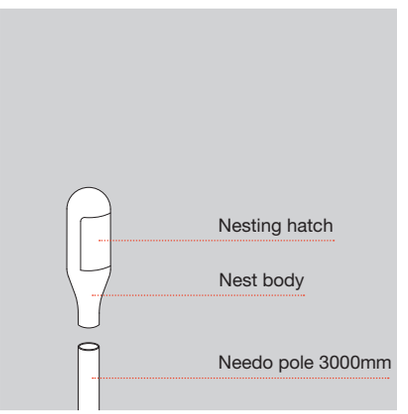

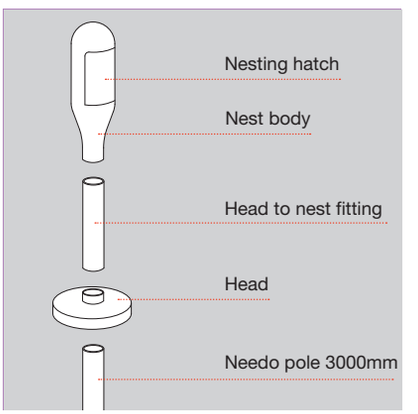

NEEDOO POLE 3300 mm

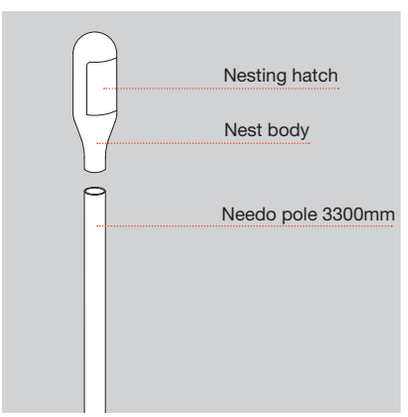

COMMERCIAL POLE Ø 60

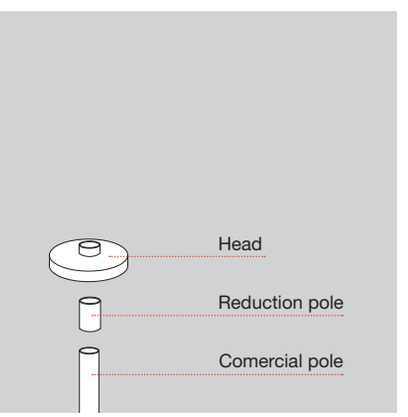

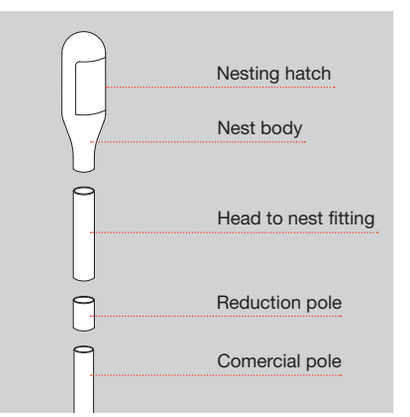

NEEDOO

Rust Green

00. **10.**

MacAdam 2SDCM
Life L70 (24K) 145000h
CRI =90
* MacAdam 3SDCM
* Life L70 (9K) 5000h
* CRI =80

IP65

POLE

Height	Installation	Color	Code
900 mm	Flange		**T0310.**00/10
2500 mm	Flange		**T0311.**00/10
3000 mm	Plynth		**T0312.**00/10
3300 mm	Plynth		**T0313.**00/10

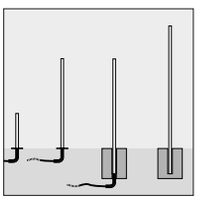

HEAD

SINGLE LIGHT EMISSION

	W	Flux	CCT	Color	Code
Light Blade*	4 W	23 lm	3000K		**T0304.**00/10
Asymmetric	11 W	455 lm	3000K		**T0301.**00/10
Rotosymmetric	11 W	337 lm	3000K		**T0300.**00/10

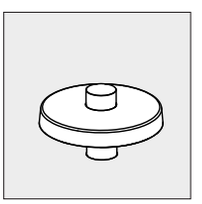

DOUBLE LIGHT EMISSION

	W	Flux	CCT	Color	Code
Light Blade* + Asymmetric	13 W	478 lm	3000K		**T0303.**00/10
Asymmetric + Asymmetric	21 W	910 lm	3000K		**T0302.**00/10

NEST BODY

	Color	Code
Use only poles for plynths		**T0314.**00/10

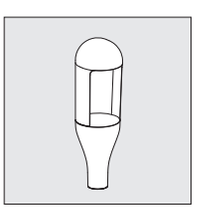

NESTING HATCH

NESTING HATCH 1 HOLE

	Color Dove	Code
Ø 26		**T031700**
Ø 32		**T031710**
Ø 45		**T031720**
Ø 55x29 mm		**T031730**
Ø 84x93 mm		**T031750**

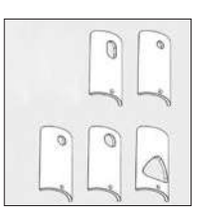

NESTING HATCH 3 HOLES

	Color Dove	Code
Ø 26		**T031740**

NESTING HATCH FOR BATS

	Color Dove	Code
		T031760

NEEDOO

Rust **00.**

Green **10.**

IP65

HEAD TO NEST FITTING

	Color	Code
		T0320.00/10

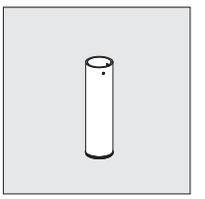

REDUCTION POLE FOR INSTALLATION ON COMMERCIAL POLE Ø 60 mm

	Color	Code
For head		**T0318.**00/10
For nest body		**T0319.**00/10

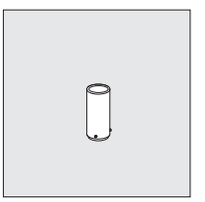

Nuda

Ernesto Gismondi
2010

Series of light fixtures with direct unilateral or bilateral emission, with high-performance LED light sources.

Floor and recessed installation.

Available in 3 finishes: grey-white painted (RAL 9002), dark grey and rust painted.

Painting is obtained by means of 3-stage outdoor treatment: nanotechnologies, antioxidant primer, polyester paint.

AISI 316 stainless steel screws and silicone seal gasket.

Technical features of light fixtures in compliance with EN60598-1.

ENEC approved.

Nuda floor

Available in unilateral and bilateral emission version and in two heights (h 50cm and h 100cm).

Consist of lamp, support pole and ground mounting plate.

Lamp unit in die-cast EN-AB 47100 aluminium.

UV resistant diffuser in shock resistant polycarbonate with satin finish.

Specular reflector in aluminium. It conveys and diffuses the luminous flow downwards to ensure visual comfort.

Support pole in extruded EN-AW-6060 aluminium, chromate treated and painted.

Mounting plate in folded, welded and painted steel, with holes for ground fixing by means of log bolts or dowels.

Provided with IP67 cable and connector for the mains connection.

Nuda recessed

Consist of lamp and recessing box for recessed wall installation.

Lamp unit in painted die-cast EN-AB 44100 aluminium, complete with holding plate for electrical components.

Specular reflector in aluminium. It conveys and diffuses the luminous flow downwards to ensure visual comfort.

UV resistant diffuser in shock resistant polycarbonate with satin finish.

Aesthetic cover in painted aluminium.

Provided with IP67 cable and connector suitable for H07RN-F cables with a diameter from 5 to 13.5 mm for the mains connection.

Recessing box in reinforced polymer, can be ordered separately.



Centro Servizi dello Studentato Universitario, Trento, Italy
Project by Studio Palerm and Tabares de Nava s.L. Arquitectos + CLA SdS Engeneering, ing Luca Masini

NUDA FLOOR 50 UNILATERAL

LED 8,5 W			Lighting application		
h	L	a	Em	Emax	Emin
0.5 m	0.5 m	1.8 m	52 lux	178 lux	0.5 lux

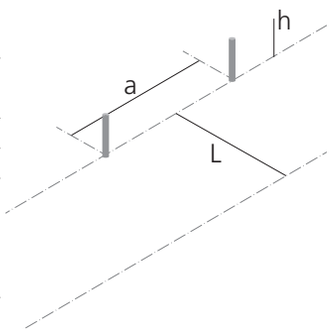



NUDA FLOOR 100 UNILATERAL

LED 17 W			Lighting application		
h	L	a	Em	Emax	Emin
1.0 m	1.0 m	2.5 m	24 lux	66 lux	0.5 lux



NUDA FLOOR 50 BILATERAL

LED 8,5 W			Lighting application		
h	L	a	Em	Emax	Emin
0.5 m	0.5 m	1.8 m	10 lux	59 lux	0.5 lux

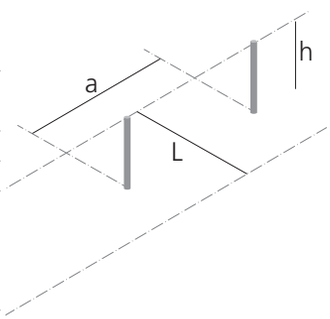



NUDA FLOOR 100 BILATERAL

LED 17 W			Lighting application		
h	L	a	Em	Emax	Emin
1.0 m	1.0 m	2.5 m	7 lux	26 lux	0.5 lux



RECESSED HOLE

200 x 260 x 60 mm



RECESSING BOX

190 x 250 x 55 mm



LIGHTING UNIT

AESTHETIC COVER



NUDA

Grey-white Ral 9002 **00** | Rust **10** | Antrhracite Grey **20** | AS

220/240Vac 50/60Hz
electronic ballast
included

MacAdam 7SDCM
Life L70 (10K)>35500h
CRI =80

IP65
IK06

NUDA RECESSED

W	Weight	Beam	Flux	CCT	Code
8 W	1,24 kg	AS	316 lm	3000K	**T0835.** 00/10/20
Recessing box					**T083400**



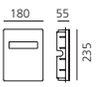

NUDA FLOOR 50 UNILATERAL

W	Weight	Beam	Flux	CCT	Code
8 W	3,6 kg	AS	316 lm	3000K	**T0836.** 00/10/20



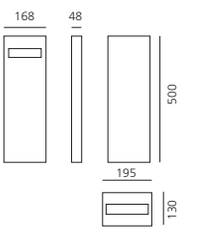

NUDA FLOOR 50 BILATERAL

W	Weight	Beam	Flux	CCT	Code
8 W	3,6 kg	AS	335 lm	3000K	**T0837.** 00/10/20



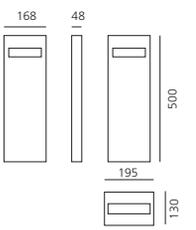

NUDA FLOOR 100 UNILATERAL

W	Weight	Beam	Flux	CCT	Code
14 W	5,21 kg	AS	563 lm	3000K	**T0838.** 00/10/20



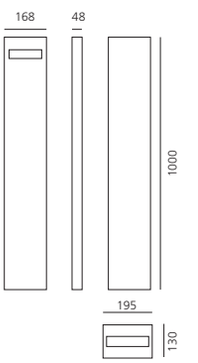

NUDA FLOOR 100 BILATERAL

W	Weight	Beam	Flux	CCT	Code
14 W	5,21 kg	AS	596 lm	3000K	**T0839.** 00/10/20



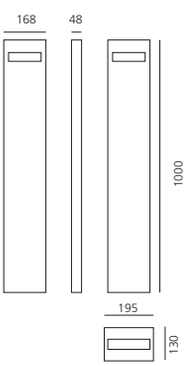



Zurich North America Headquarters, Chicago (USA) - Ph. Leslie Schwartz Photography

Oblique

Arik Levy
2014



Series of direct-light appliances fitted with high-yield LED sources.

Floor, bollard, or wall fitting.

Available with 2 finishes: painted grey-white (RAL 9002) and charcoal grey.

Pre-treated with hard anodic oxide coating, for enhanced resistance to corrosion, and subsequent polyester painting.

The technical specifications of the appliances comply with EN60598-1.

Made up of lighting body, wall mount (wall version); lighting body, bollard available in two heights, floor fixing flange (bollard version.)

Accessories available for the wall version include: 250cm-high bollard; floor fixing peg.

EN-AB 471000 die-cast aluminium lighting body.

EN-AW-6060 aluminium extruded bollard.

Supplied with IP68 connector for connection with mains.



OBLIQUE

White	Antrhracite Grey	AS	220/240Vac 50/60Hz electronic ballast included	MacAdam 3SDCM Life L70 (6K)= 50000h CRI =80	IP65 IK07
20	**00**				

OBLIQUE BOLLARD 75

W	Weight	Beam	Flux	CCT	Code
23 W	4 kg	AS	1263 lm	3000K	**T086300**



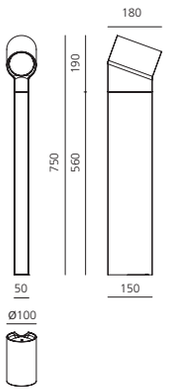

Accessories	Code
Ground picket	**T086500**

OBLIQUE BOLLARD 45

W	Weight	Beam	Flux	CCT	Code
17 W	43 kg	AS	1088 lm	3000K	**T086200**



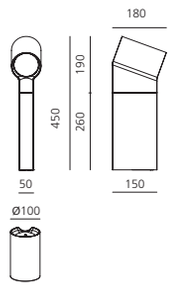

Accessories	Code
Ground picket	**T086500**

OBLIQUE WALL

W	Weight	Beam	Flux	CCT	Code
23 W	2 kg	AS	1263 lm	3000K	**T0860.** 00/20



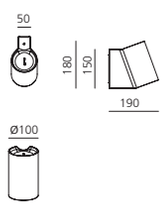

Accessories	Code
Ground picket	**T086500**
Pole	**T086400**



Piroscafo

Ernesto Gismondi
2014



Lighting appliance for ground fixing with directional light emission, using monochrome LED light sources.

The appliance consists of a body and a fixing base of EN-AB 47100 die-cast aluminium finished with a 3-stage outdoor treatment: nanotechnologies, anti-oxidising primer, polyester painting.

Shock-resistant tempered glass screen.

AISI 316 stainless steel screws and silicone seal gaskets.

Provided with cable and IP67 connector for connection to the mains. Supports cables with 7 to 12 mm diameters.

Technical specifications comply with the EN60598-1 norm.

PIROSCAFO

Antrhracite Grey **00** | Rust **10** | Green **20**

AS

220/240Vac 50/60Hz
electronic ballast
included

MacAdam 7SDCM
Life L70 (6K)>36300h
CRI =80

IP65

W	Weight	Beam	Flux	CCT
14 W	3,65 kg	AS	1143 lm	3000K

Code
T0819. 00/10/20



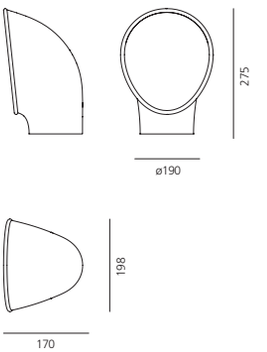









Slicing

BIG
2021

Slicing breaks down the iconic Gople silhouette and scale into different dimensions and proportions to bring light indoor and outdoor, by interpreting the relationship between spaces and nature.

Starting from the principles of production, energy sustainability and respect for the natural environment in which they are inserted, a series of overlapping slats interact with the light and define the body of three suspension lights two floor and one wall/ceiling elements.



Slicing typologies

SUSPENSION



SLICING 21

XF
14 W
418 lm
IP65



SLICING 42

XF
30 W
1600 lm
IP65



SLICING 63

XF
28 W
2149 lm
IP65

FLOOR



STEM

XF
20 W
521 lm
IP65



BOLLARD

XF
20 W
580 lm
IP65

WALL/CEILING



WALL CEILING

XF
14 W
207lm
IP65







SLICING

Silver

XF

IP67

SLICING SUSPENSION

SLICING 21

W	Weight	Beam	Flux	CCT	Code
14 W	2,80 kg	XF	418 lm	3000K	**T250310**



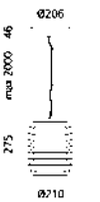

SLICING 42

W	Weight	Beam	Flux	CCT	Code
30 W	5,60 kg	XF	1600 lm	3000K	**T250410**



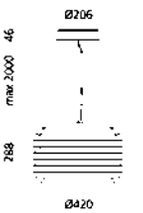

SLICING 63

W	Weight	Beam	Flux	CCT	Code
28 W	6,80 kg	XF	2149 lm	3000K	**T250510**



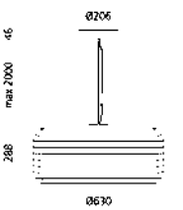

Flat packaging





SLICING

Silver

XF

IP67

SLICING BOLLARD

W	Weight	Beam	Flux	CCT	Code
20 W	8,20 kg	XF	580 lm	3000K	**T250110**





SLICING STEM

W	Weight	Beam	Flux	CCT	Code
20 W	9,20 kg	XF	521 lm	3000K	**T250210**





SLICING WALL/CEILING

W	Weight	Beam	Flux	CCT	Code
14 W	1,90 kg	XF	207 lm	3000K	**T250610**







Tetragono

Ernesto Gismondi
2013



Lighting fixtures with direct asymmetrical light (floor version) and radial emission (wall version), with monochromatic LED light sources.

Floor or wall installation.
Finishing: anthracite grey painted.

Technical features of light fixtures in compliance with EN60598-1.

ENEC approved.

Tetragono floor: consists of lamp and supporting pole in extruded EN-AW-6060 aluminium, subjected to chromate treatment and painted, height 450 and 900mm, with painted steel base flange, with holes for floor installation by means of log bolts or dowels.

Tetragono wall: light fixture with radial light emission, consists of body and wall fixing plate; Lamp support in extruded EN-AW-6060 aluminium, subjected to chromate treatment and painted, with painted steel base flange, with holes for wall installation.

Lighting unit in die-cast EN-AB 47100 aluminium painted with 3-stage outdoor treatment: nanotechnologies, anti-oxidising primer, polyester paint.

Provided with metalised polycarbonate reflectors.

UV resistant diffuser in shock resistant polycarbonate with bright finish.

AISI 316 fixing screws and silicone gaskets.

Provided with cable and IP68 connector for the connection to the mains suitable for 5-13.5mm diameter cables (floor version) or for max 3,5mm diameter cables (wall version).







TETRAGONO

Antrhracite Grey	AS	220/240Vac 50/60Hz electronic ballast included	MacAdam 2SDCM Life L70 (6K)>36300h CRI =90	**IP**65 ⏚ **IK**10

TETRAGONO WALL

W	Weight	Beam	Flux	CCT	Code
15 W	1,8 kg	AS	481 lm	3000K	**T417300W00**



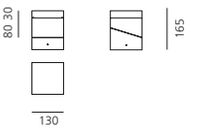

TETRAGONO FLOOR 45

W	Weight	Beam	Flux	CCT	Code
15 W	3,4 kg	AS	481 lm	3000K	**T417100W00**



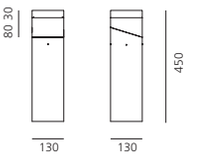

TETRAGONO FLOOR 90

W	Weight	Beam	Flux	CCT	Code
15 W	5,4 kg	AS	481 lm	3000K	**T417200W00**



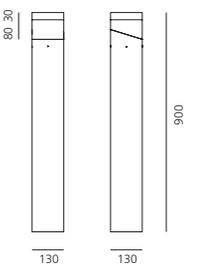







Walking

Carlotta de Bevilacqua
2017





Urban Housing, Milan, Italy. Project by Sonia Calzoni, Ph. by Michele Nastasi

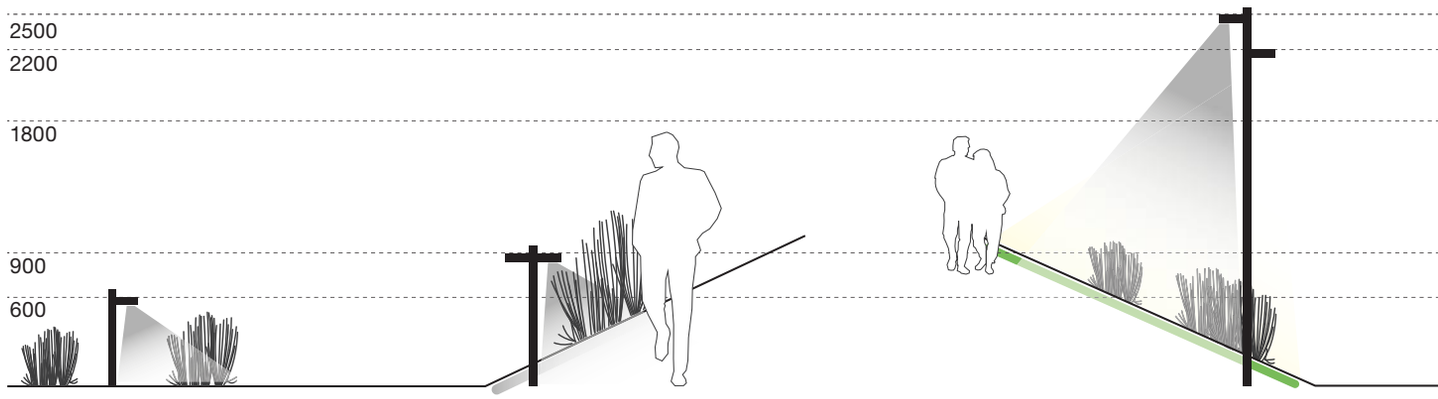

ASYMMETRIC EMISSION

ASYMMETRIC EMISSION + LIGHT BLADE

ASYMMETRIC EMISSION + LIGHT BLADE



LIGHT BLADE

Walking optical system

It can create different luminous landscapes starting from three white or coloured lighting performances, either single or combined within the same element according to a space gradient of structures of different heights.
It defines a new, exciting lighting language, respectful of the surrounding space, which it approaches with deeds that promote its perception and a man-sized experience. A dynamic discovery of space that is allowed, among other things, by the possible interaction with sensors, the Artemide App and advanced intelligences.



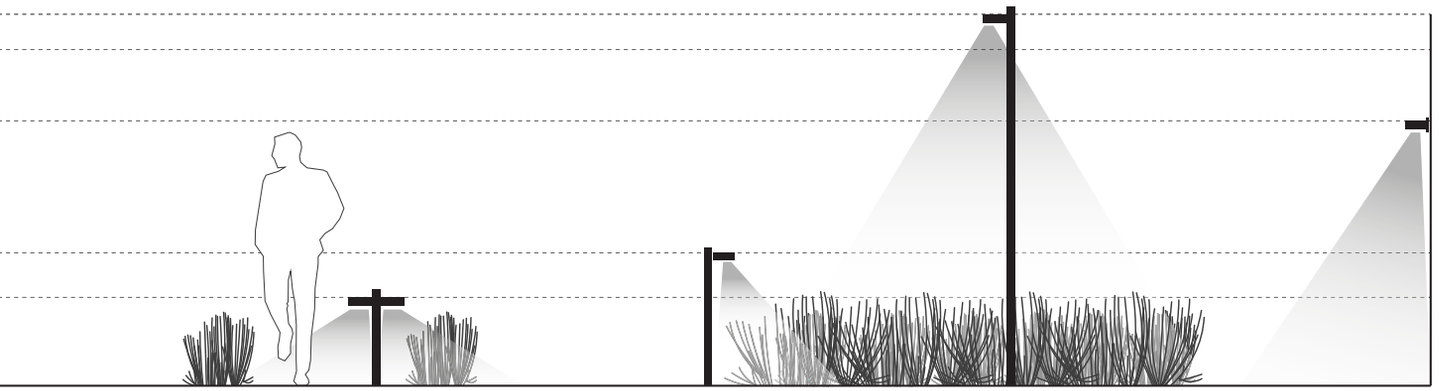

ROTOSYMMETRIC EMISSION

ASYMMETRIC EMISSION

ROTOSYMMETRIC EMISSION

ASYMMETRIC EMISSION



FUNCTIONAL LIGHT
ROTOSYMMETRIC EMISSION



FUNCTIONAL LIGHT
ASYMMETRIC EMISSION

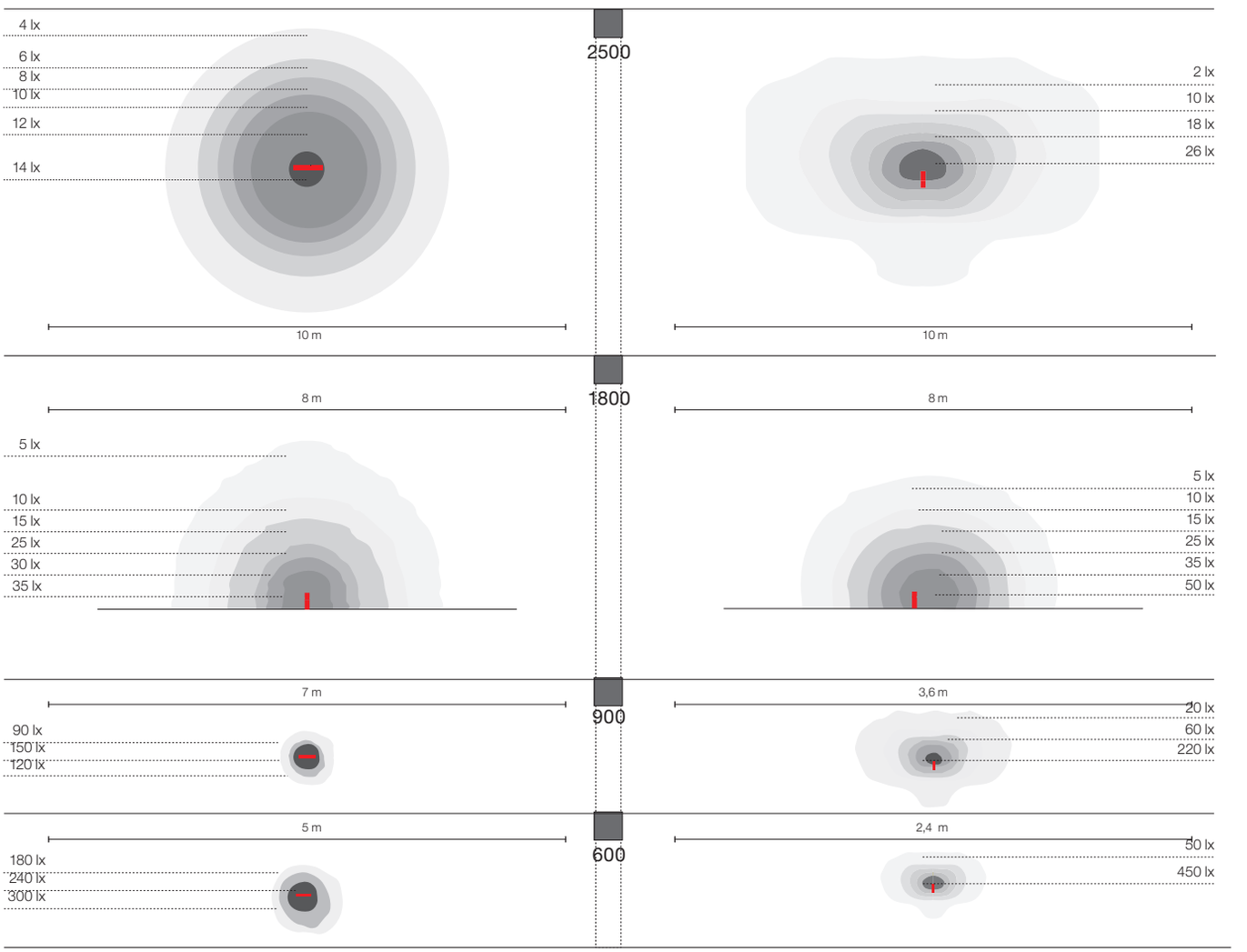

Walking
head pole typologies

FUNCTIONAL LIGHT



ROTOSYMMETRIC EMISSION



ASYMMETRIC EMISSION



S 2x63°
10 W
328 lm



S 2x60° / 16°+54°
10 W
443 lm

LIGHT BLADE



RED EMISSION



GREEN EMISSION



BLUE EMISSION



WHITE EMISSION

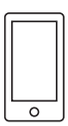

ARTEMIDE
APP
on request

Walking wall typologies

FUNCTIONAL LIGHT



ROTOSYMMETRIC EMISSION



ASYMMETRIC EMISSION



S 2x63°
10 W
328 lm



S 2x60° / 16°+54°
10 W
443 lm

LIGHT BLADE



RED EMISSION



GREEN EMISSION



BLUE EMISSION



WHITE EMISSION

Walking pole configuration typologies



H.600

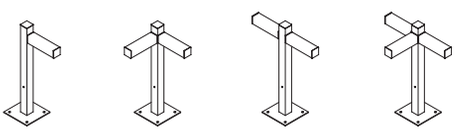

H. 900

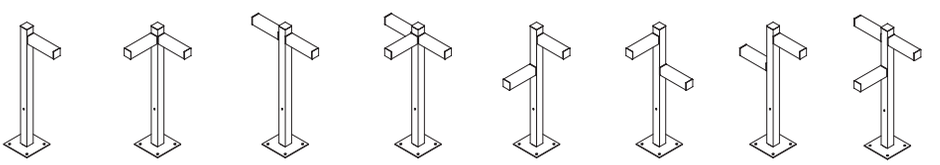

H.2500

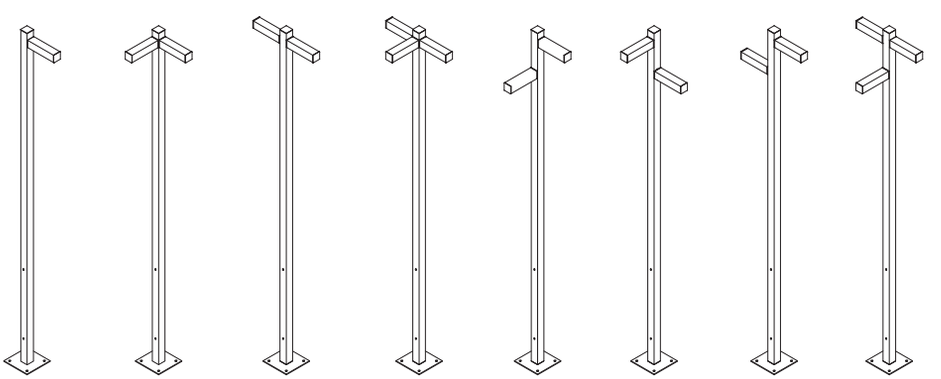



WALKING - POLE

Black

POLE 600

Pole configuration	Head	A Head	Code
A	1x	60 h.	**T4505A30**
A, A	2x90°	60 h.	**T4505B30**
A, A	2x180°	60 h.	**T4505C30**
A, A, A	3x270°	60 h.	**T4505D30**

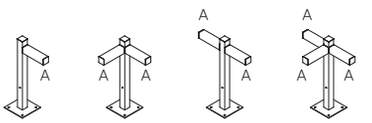

POLE 900

Pole configuration	Head	A Head up	B Head down	Code
A	1x	90 h.		**T4506A30**
A, A	2x90°	90 h.		**T4506B30**
A, A	2x180°	90 h.		**T4506C30**
A, A, A	3x180°	90 h.		**T4506D30**
A, B	2x90°	90 h.	60 h.	**T4506E30**
B, A	2x90°	90 h	60 h.	**T4506F30**
B, A	2x180°	90 h.	60 h.	**T4506G30**
A, A, B	3x180°	90 h.	60 h.	**T4506H30**

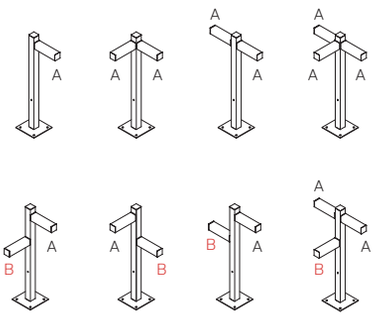

POLE 2500

Pole configuration	Head	A Head up	B Head down	Code
A	1x	250 h.		**T4507A30**
A, A	2x90°	250 h.		**T4507B30**
A, A	2x180°	250 h.		**T4507C30**
A, A, A	3x180°	250 h.		**T4507D30**
A, B	2x90°	250 h.	210 h.	**T4507E30**
B, A	2x90°	250 h.	210 h.	**T4507F30**
B, A	2x180°	250 h.	210 h.	**T4507G30**
A, A, B	3x180°	250 h.	210 h.	**T4507H30**

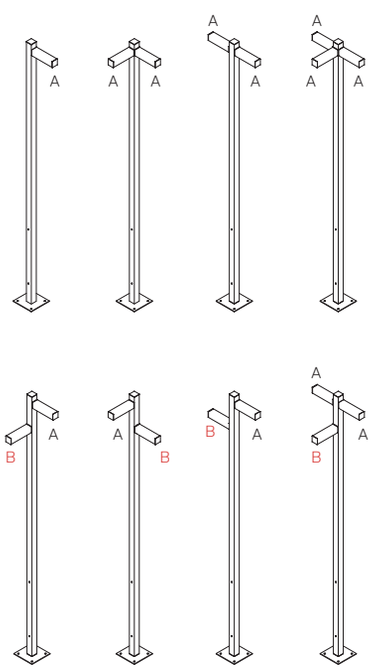

WALKING - HEAD POLE

Grey-white Ral 9002 **20** | Blue **50** | Black **30** | Red **40** | Yellow **60**

S | AS

MacAdam 7SDCM
Life L90 (10K)>60500h
CRI =80

IP65

FUNCTIONAL LIGHT

W	L. Cable	Beam	Flux	CCT	Code
10 W	270	S	328 lm	3000K	**T4501SM0.** 20/30/40/50/60
		AS	443 lm	3000K	**T4501AS0.** 20/30/40/50/60



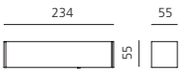

LIGHT BLADE

W	L. Cable	Light color	Code
4 W	270	Red	**T4501LR0.** 20/30/40/50/60
		Green	**T4501LG0.** 20/30/40/50/60
		Blue	**T4501LB0.** 20/30/40/50/60
		White	**T4501LW0.** 20/30/40/50/60



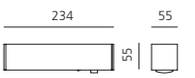





WALKING - WALL

Grey-white Ral 9002 **20** | Blue **50** | Black **30** | Red **40** | Yellow **60**

S | AS

MacAdam 7SDCM
Life L90 (10K)>60500h
CRI =80

IP65

FUNCTIONAL LIGHT

W	L. Cable	Beam	Flux	CCT	Code
10 W	270	S	328 lm	3000K	**T4503SM0.**20/30/40/50/60
		AS	443 lm	3000K	**T4503AS0.**20/30/40/50/60



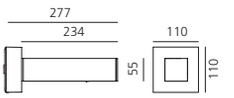

LIGHT SIGNS

W	L. Cable	Light color	Code
4 W	270	Red	**T4503LR0.** 20/30/40/50/60
		Green	**T4503LG0.** 20/30/40/50/60
		Blue	**T4503LB0.** 20/30/40/50/60
		White	**T4503LW0.**20/30/40/50/60



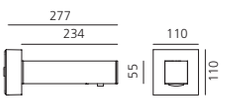



Technical and scenographic lighting

1080 ↪ 1081

Antarktikós 1082
Calumet 1088
Coherence 1092
Effetto 1096
Ego downlight 1102
Ego walk/drive over 1120
Ego Spot 1136
LineaLed - drive over 1140
LineaLed - wallwasher 1144
Minispot 1148
Spike 1150

Antarktikós

Carlotta de Bevilacqua
2017



PATENT OF INVENTION: OPTICS



Antarktikós optic system

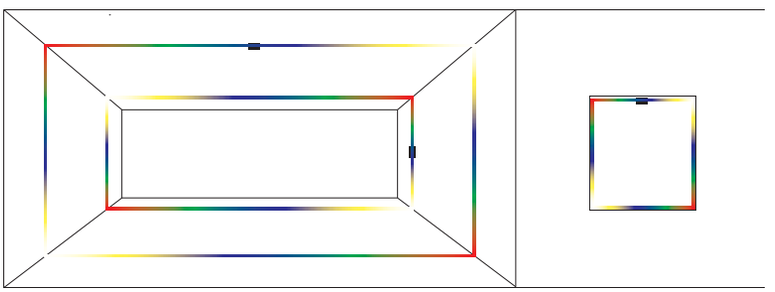

An innovative patented optic realizes a light blade that, from a single LED source, draws a 360 ° light profile. A perfect tool for architectural lighting that emphasizes with high efficiency the different opening profiles.

LIGHT TEMPERATURES AND COLORS

3000 K

RGB





ANTARKTIKÓS

Grey-white
Ral 9002

MacAdam 3SDCM
CRI =80

IP65
IK06

ANTARKTIKÓS WHITE EMISSION

W	Weight	Flux	CCT	Code
9 W	0,46 kg	60 lm	3000K	**T4522030A**



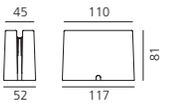

Driver		Vac	Lmm	Wmm	Hmm	IP	n°device in series		Code
cc 10W	700mA	220-240	75	38	25	20	1max	Undimmable	**NL19035**
cc 14W	700mA	220-240	79	38	25	67	1-2max	Undimmable	**DV3003**
cc 25W	900mA	220-240	164	38	25	20	1-2max	DALI/PUSH dimmable	**DV1003**
cc 38W	900mA	220-240	185	35	33	67	1-4max	DALI/PUSH dimmable	**DV1042**

Driver 700/900 mA SELV supplied separately.
Vf=9V reported values are subject to a tolerance +/-10%.

ANTARKTIKÓS RGB EMISSION

W	Weight	Beam	Flux	Code
3 W	0,47 kg		15 lm	**T4521030**



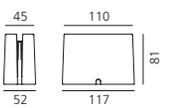

Driver	Iout	Vin	Vout	Lmm	Wmm	Hmm	IP	n°device in series	Code
25 W		100-277 Vac	12Vdc	148	40	32	67	max 5	**DV1055**
40 W		100-277 Vac	12Vdc	163	43	32	67	max 8	**DV1056**
96 W		100-277 Vac	12Vdc	140	63	32	67	max 20	**DV1057**
150 W		100-277 Vac	12Vdc	228	68	39	67	max 30	**DV1043**
DIMMER DMX 350mA		12-24Vdc		88	54	25	20	max 1	**DV1059**
DIMMER DALI 350mA		12-24 Vdc		88	54	25	20	max 1	**DV1052**

Driver 12Vdc Power Supply and 350mA constant current DIMMER supplied separately.

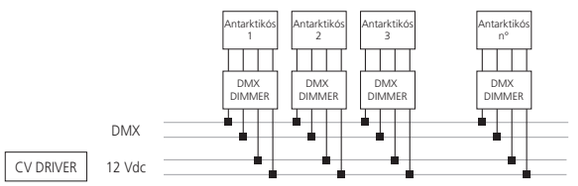

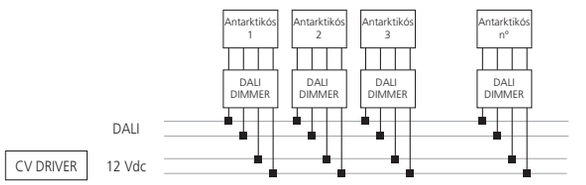

Notes:
It is necessary to use 1 Dimmer for each Antarktikos RGB as indicated in the scheme.
Use DMX suitable twisted pair cables with an impedance of 120Ω and a low capacitance.
Max. of 32 standard devices connected over a max. cable length of 300m wired in a multi-drop bus topology commonly called “daisy chain”.
Terminate the last driver with an impedance of 120Ω (120Ω resistor joining pins + and -).
After 32 unit loads a repeater/booster should be used.
Use DMX Splitters for larger installations or to simplify wiring. The output of a DMX splitter is considered a new DMX line, with the same rules applying.



Calumet

Ernesto Gismondi
2012





Lighting system with single or double emission, with high-performance LED light sources combined with lenses which optimize the light emitting efficiency of the beams and determine their spread.

Available in two sizes: ø 8 e ø 13 cm.

Ceiling and wall installation.

Available in two finishes: light grey and anthracite grey painted.

Wall version with single or double emission.

Consist of lighting body, lighting cap and wall fixing bracket / ceiling fixing flange (in EN AW-6060 aluminium)

Cylindrical body in EN AW-6060 aluminium containing the electronic power supply components.

Optical lighting body in EN AW-6060 aluminium.

Led and collimator lenses which swing by means of an aluminium bracket.

Diffuser in toughened glass.

Wall fixing bracket in bent steel.

Water tight silicone gaskets.

Electronic ballast integrated in the body.

PMMA lenses with narrow (wall-version) or wide (ceiling-version) beam.

Wall version: IP65 electrical connection device suitable for cables with a diameter between 6 and 13 mm and allowing the electrical interfacing with the external mains without need of opening the fixture.

Ceiling version: wiring to be made inside the fixture, by piercing a membrane fairlead IP65 suitable for of 6-13mm diameter cables.

All fixing dowels used outside the fixture are in AISI 304 stainless steel.

The components in die-cast aluminium and the steel bracket for wall fixing are painted by means of 3-stage outdoor treatment: nanotechnologies, antioxidant primer, polyester paint.

Technical features of light fixtures in compliance with EN60598-1.

CALUMET

Grey-white Ral 9002 — **00**

Antrhracite Grey — **10**

XS F

220/240Vac 50/60Hz
electronic ballast
included

MacAdam 4SDCM
CRI =80

IP65
IK06

CALUMET 8 WALL

One emission

W	Weight	Beam	Flux	CCT	Code
4 W	1,69 kg	7,8°	185 lm	3000K	**T41911NW.**00/10

Double emission

W	Weight	Beam	Flux	CCT	Code
7,5 W	1,69 kg	2x7,8°	369 lm	3000K	**T41922NW.** 00/10



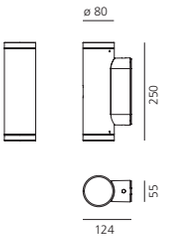

CALUMET 13 WALL

One emission

W	Weight	Beam	Flux	CCT	Code
7,5 W	3,8 kg	6°	653 lm	3000K	**T41941NW.**00/10

Double emission

W	Weight	Beam	Flux	CCT	Code
15 W	3,8 kg	2x6°	1.306 lm	3000K	**T41952NW.** 00/10



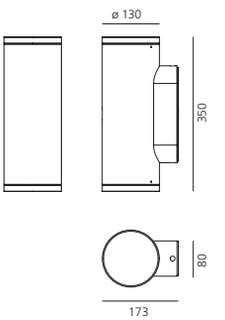

CALUMET 8 CEILING

W	Weight	Beam	Flux	CCT	Code
4 W	1,69 kg	25°	189 lm	3000K	**T41931LW.** 00/10



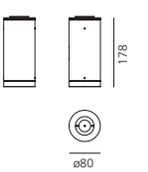

CALUMET 13 CEILING

W	Weight	Beam	Flux	CCT	Code
7,5 W	3,8 kg	38°	554 lm	3000K	**T41961LW.** 00/10



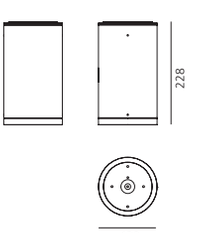





Coherence

Carlotta de Bevilacqua
2019

Projector for indoor or outdoor use with innovative patented optical system that controls a 2°, 5° and 10° opening light beam with precise cut-off net that guarantees excellent performance.

PATENT OF INVENTION: OPTICS



COHERENCE

Black

220/240Vac 50/60Hz
electronic ballast
included

MacAdam 4SDCM
CRI =95

IP65

COHERENCE

W	Beam	Flux		CCT	Code
9,5 W	2°	24 lm	18.000 cd	3000K	**T060030**
9,5 W	5°	90 lm	14.500 cd	3000K	
9,5 W	10°	160 lm	7.000 cd	3000K	



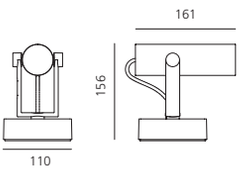

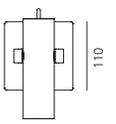

Driver	V(ac)	L x W x H(mm)	IP	N.max	DIM	
cc 10W 700mA	220-240	75 x 38 x 25	20	4	-	**NL19035**
cc 14W 700mA	220-240	79 x 38 x 25	67	5	-	**DV3003**
cc 25W 900mA	220-240	164 x 38 x 25	20	9	DALI/PUSH	**DV1003**
cc 38W 900mA	220-240	185 x 35 x 33	67	12	DALI/PUSH	**DV1042**



Effetto

Ernesto Gismondi
2011









Light fixture with 1, 2 or 4 light beams using monochromatic LED light sources together with light-diffusing lenses which optimize the optical performance of the beams and establish their width. Designed to create geometric lights of scenic effect, it is available with beams of the same spread or with combined beams.

Beam spread 2,6° / 38° (Effetto Round) and 3,6° / 46° (Effetto Square).

Wall installation.

Available in two shapes: square and round and in two finishes: grey-white painted and rust painted.

Consists of lighting cap unit and terminal board fixed together by means of locking dowels.

Cap in die-cast EN AB-47100 aluminium.

Terminal board in reinforced polymer.

Watertight gasket in silicone rubber.

Electronic ballast integrated in the fixture.

PMMA lenses siliconed flush with the cap to obtain two different beam angle opening (narrow and wide).

Wiring to be carried out inside the terminal board by piercing an IP65 membrane grommet suitable for cables with a diameter of 6-13 mm.

Locking dowels used outside the fixture in AISI 316 stainless steel.

Painted die-cast aluminium with 3-stage outdoor treatment: nanotechnologies, antioxidant primer, polyester paint.

Technical features of light fixtures in compliance with EN60598-1.





EFFETTO

Grey-white Ral 9002 — **00**

Rust — **10**

Antrhracite Grey — **20**

XS WF XF

220/240Vac 50/60Hz
electronic ballast
included.

MacAdam 4SDCM
Life L70 (9K)> 51400h
CRI =80

IP65
IK10

1 narrow beam

W	Weight	Beam Square	Beam Round	Flux Square	Flux Round	CCT
4,6 W	2,5 kg	1x3,6°	1x3,6°	19 lm	23 lm	3000 K

Square
Code
T42021NW. 00/10/20

Round
Code
T42121NW. 00/10/20

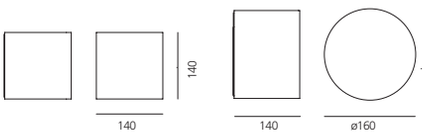



1 large beam

W	Weight	Beam Square	Beam Round	Flux Square	Flux Round	CCT
4,5 W	2,5 kg	1x4,6°	1x4,6°	54 lm	50 lm	3000 K

Square
Code
T42021LW. 00/10/20

Round
Code
T42121LW. 00/10/20

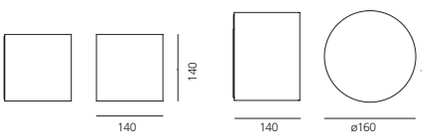



2 narrow beams

W	Weight	Beam Square	Beam Round	Flux Square	Flux Round	CCT
7 W	2,5 kg	2x 3,6°	2x 3,6°	38 lm	49 lm	3000 K

Square
Code
T42012NW. 00/10/20

Round
Code
T42112NW. 00/10/20

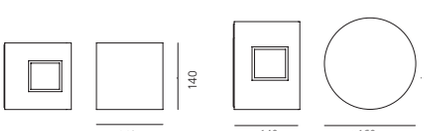



1 narrow beam 1 large beam

W	Weight	Beam Square	Beam Round	Flux Square	Flux Round	CCT
7 W	2,5 kg	1x 3,6°+ 1x 46	1x 3,6°+ 1x 46°	73 lm	73 lm	3000 K

Square
Code
T4201NLW. 00/10/20

Round
Code
T4211NLW. 00/10/20

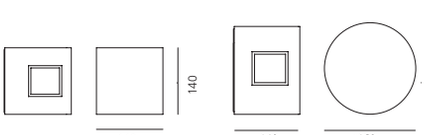



EFFETTO

Grey-white Ral 9002 **00** | Rust **10** | Antrhracite Grey **20**

XS | WF | XF

220/240Vac 50/60Hz
electronic ballast
included.

MacAdam 4SDCM
Life L70 (9K)> 51400h
CRI =80

IP65
IK10

2 large beams

W	Weight	Beam Square	Beam Round	Flux Square	Flux Round	CCT
7 W	2,5 kg	2x46°	2x46°	109 lm	100 lm	3000 K

Square Code: **T42012LW.** 00/10/20

Round Code: **T42112LW.** 00/10/20

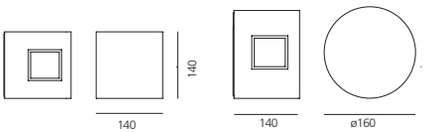



4 narrow beams

W	Weight	Beam Square	Beam Round	Flux Square	Flux Round	CCT
11 W	2,5 kg	4x 3,6°	4x 3,6°	76 lm	102 lm	3000 K

Square Code: **T42004NW.** 00/10/20

Round Code: **T42104NW.** 00/10/20

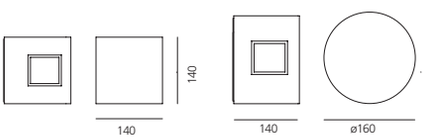





4 large beams

W	Weight	Beam Square	Beam Round	Flux Square	Flux Round	CCT
11 W	2,5 kg	4x 46°	4x 46°	219 lm	205 lm	3000 K

Square Code: **T42004LW.** 00/10/20

Round Code: **T42104LW.** 00/10/20

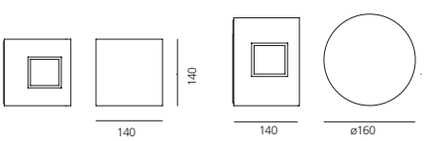





Ego downlight

2012







Ego downlight typologies



⌀ 47 ±1 mm

max 35 mm

⌀ 80 ±2 mm

max 35 mm

⌀ 135 ±2 mm

□ 135 ±2 mm

max 40 mm

⌀ 47 ±1 mm

max 40 mm

⌀ 80 ±2 mm

max 35 mm

⌀ 135 ±2 mm

□ 135 ±2 mm

max 40 mm

Remote ballast
supplied separately.
(Ego Flat, Ego 55-90)

Lighting unit
with built-in springs.

Round or square frame in aluminium
or stainless steel.
Silkscreened tempered glass.

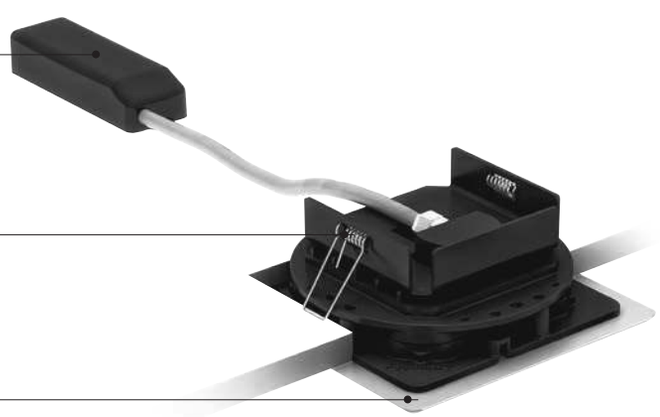



⌀ 203 ±2 mm

max 40 mm

□ 203 ±2 mm

⌀ 203 ±2 mm

max 35 mm

□ 203 ±2 mm

Light fixture with high-performance LED light sources.

Ceiling installation.

Two different housing depths.

Round and square version in five sizes.

Consists of body, frame, glass diffuser, fixing springs (Ego Flat and Ego 55-90), fixing brackets (Ego 150-220-320).

Body in EN AB-44100 aluminium, silicone gaskets.

Frame in aluminium or stainless steel AISI 316.

Black silkscreened tempered glass, 8mm-thick.

Fixing springs in harmonic iron.

Power connection to the mains by means of a H05RN-r cable and IP68 electrical terminal board, supplied with the fixture.

Glass surface temperature lower than 40°C.

Fixed and adjustable optics. PMMA lenses in 3 different versions of beams.

Painted die-cast aluminium with 3-stage outdoor treatment: nanotechnologies, anti-oxydant primer, polyester paint.

Technical features of light fixtures in compliance with EN60598-1 and part 2-13.





Centro Servizi dello Studentato Universitario, Trento, Italy
Project: Studio Palerm and Tabares de Nava s.L. Arquitectos + CLA SdS Engeneering, ing Luca Masini

EGO 55 DOWNLIGHT ROUND

Aluminium IK09 | Stainless steel IK10

Fixed beam

XS | WF | EL

Electronic ballast 24V SELV supplied separately

MacAdam 4SDCM
Life L90 (9K) >54400h
CRI = 80

IP65/ **IP**67

EGO 55 DOWNLIGHT ROUND

W	CRI	Weight	Beam	Flux	CCT	**Aluminium IK**09 Code	**Stainless steel IK**10 Code
1,5 W	80	0,28 kg	14°	83 lm	3000K	**T4081SPW00**	**T4080SPW00**
			32°	76 lm	3000K	**T4081WFLW00**	**T4080WFLW00**
			EL	77 lm	3000K	**T4081ELPTW00**	**T4080ELPTW00**



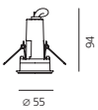

ø 47±1 max 35 mm

Driver	24W IP67	DALI	185x35x33mm	**DV1041**
Driver	25 W IP67		148x40x32mm	**T409996**
Driver	60 W IP67		163x43x32mm	**T409998**
Driver	90 W IP67		161x61x36mm	**T409999**

Verify driver / recessed hole's dimensions.

Please see page 945 for drivers installation details.

EGO 55 FLAT DOWNLIGHT ROUND

W	CRI	Weight	Beam	Flux	CCT	**Aluminium IK**09 Code	**Stainless steel IK**10 Code
1,2 W	80	0,39 kg	14°	83 lm	3000K	**T42001SPW00**	**T42009SPW00**
			32°	76 lm	3000K	**T42001WFLW00**	**T42009WFLW00**
			EL	78 lm	3000K	**T42001ELPTW00**	**T42009ELPTW00**





ø 47±1 max 40 mm

Electronic ballast 350mA SELV supplied separately

Driver	V(ac)	L x W x H(mm)	IP	N.max	DIM	
cc 14W 350mA	220-240	79 x 38 x 25	67	4	-	**DV3001**
cc 23W 350mA	220-240	185 x 35 x 33	67	5	DALI	**DV1042**

Verify driver / recessed hole's dimensions.

EGO 55 DOWNLIGHT SQUARE

Aluminium IK09 | Stainless steel IK10

Fixed beam

XS | WF | EL

Electronic ballast
24V SELV supplied separately

MacAdam 4SDCM
Life L90 (9K) >54400h
CRI = 80

IP65/ **IP**67

EGO 55 DOWNLIGHT SQUARE

W	CRI	Weight	Beam	Flux	CCT	**Aluminium IK**09 Code	**Stainless steel IK**10 Code
1,5 W	80	0,52 kg	14°	83 lm	3000K	**T4061SPW00**	**T4060SPW00**
			32°	76 lm	3000K	**T4061WFLW00**	**T4060WFLW00**
			EL	77 lm	3000K	**T4061ELPTW00**	**T4060ELPTW00**



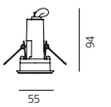

ø 47±1 max 35 mm

Driver	24W IP67	DALI	185x35x33mm	**DV1041**
Driver	25 W IP67		148x40x32mm	**T409996**
Driver	60 W IP67		163x43x32mm	**T409998**
Driver	90 W IP67		161x61x36mm	**T409999**

Verify driver / recessed hole's dimensions.

Please see page 945 for drivers installation details.

EGO 55 FLAT DOWNLIGHT SQUARE

W	CRI	Weight	Beam	Flux	CCT	**Aluminium IK**09 Code	**Stainless steel IK**10 Code
1,2 W	80	0,39 kg	14°	83 lm	3000K	**T42002SPW00**	**T42010SPW00**
			32°	76 lm	3000K	**T42002WFLW00**	**T42010WFLW00**
			EL	78 lm	3000K	**T42002ELPTW00**	**T42010ELPTW00**



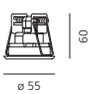

ø 47±1 max 40 mm

Electronic ballast 350mA SELV supplied separately

Driver	V(ac)	L x W x H(mm)	IP	N.max	DIM	
cc 14W 350mA	220-240	79 x 38 x 25	67	4	-	**DV3001**
cc 23W 350mA	220-240	185 x 35 x 33	67	5	DALI	**DV1042**

Verify driver / recessed hole's dimensions.

EGO 90 DOWNLIGHT ROUND

Aluminium IK09 | Stainless steel IK10

XS | WF | EL

Electronic ballast 24V
SELV supplied separately

MacAdam 4SDCM
Life L90 (9K) >54400h
CRI = 80

IP65/ **IP**67

EGO 90 DOWNLIGHT ROUND

W	CRI	Weight	Beam	Flux	CCT	**Aluminium IK**10 Code	**Stainless steel IK**10 Code
3,5 W	80	0,50 kg	10°	220 lm	3000K	**T4083SPW00**	**T4082SPW00**
			24°	179 lm	3000K	**T4083FLW00**	**T4082FLW00**
			EL	162 lm	3000K	**T4083ELPTW00**	**T4082ELPTW00**



Driver	24W IP67	DALI	185x35x33mm	**DV1041**
Driver	25 W IP67		148x40x32mm	**T409996**
Driver	60 W IP67		163x43x32mm	**T409998**
Driver	90 W IP67		161x61x36mm	**T409999**

Verify driver / recessed hole's dimensions.

Please see page 1158 for drivers installation details.

EGO 90 FLAT DOWNLIGHT ROUND

W	CRI	Weight	Beam	Flux	CCT	**Aluminium IK**10 Code	**Stainless steel IK**10 Code
3,2 W	80	0,52 kg	10°	220 lm	3000K	**T42003SPW00**	**T42011SPW00**
			24°	179 lm	3000K	**T42003FLW00**	**T42011FLW00**
			EL	162 lm	3000K	**T42003ELPTW00**	**T42011ELPTW00**

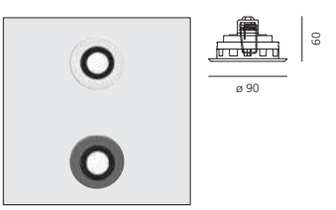

Electronic ballast 350mA SELV supplied separately

Driver	V(ac)	L x W x H(mm)	IP	N.max	DIM	
cc 14W 350mA	220-240	79 x 38 x 25	67	4	-	**DV3001**
cc 23W 350mA	220-240	185 x 35 x 33	67	5	DALI	**DV1042**

Verify driver / recessed hole's dimensions.

EGO 90 DOWNLIGHT SQUARE

Aluminium IK09 | Stainless steel IK10

XS | WF | EL

Electronic ballast
24V SELV supplied separately

MacAdam 4SDCM
Life L90 (9K) >54400h
CRI = 80

IP65/ **IP**67

EGO 90 DOWNLIGHT SQUARE

W	CRI	Weight	Beam	Flux	CCT	**Aluminium IK**10 Code	**Stainless steel IK**10 Code
3,5 W	80	0,50 kg	10°	220 lm	3000K	**T4063SPW00**	**T4062SPW00**
			24°	179 lm	3000K	**T4063FLW00**	**T4062FLW00**
			EL	162 lm	3000K	**T4063ELPTW00**	**T4062ELPTW00**





ø 47±2

max 35 mm

Driver	24W IP67	DALI	185x35x33mm	**DV1041**
Driver	25 W IP67		148x40x32mm	**T409996**
Driver	60 W IP67		163x43x32mm	**T409998**
Driver	90 W IP67		161x61x36mm	**T409999**

Verify driver / recessed hole's dimensions.

Please see page 1158 for drivers installation details.

EGO 90 FLAT DOWNLIGHT SQUARE

W	CRI	Weight	Beam	Flux	CCT	**Aluminium IK**10 Code	**Stainless steel IK**10 Code
3,2 W	80	0,52 kg	10°	220 lm	3000K	**T42004SPW00**	**T42012SPW00**
			24°	179 lm	3000K	**T42004FLW00**	**T42012FLW00**
			EL	162 lm	3000K	**T42004ELPTW00**	**T42012ELPTW00**





ø 80±2

max 35 mm

Electronic ballast 350mA SELV supplied separately

Driver	V(ac)	L x W x H(mm)	IP	N.max	DIM	
cc 14W 350mA	220-240	79 x 38 x 25	67	4	-	**DV3001**
cc 23W 350mA	220-240	185 x 35 x 33	67	5	DALI	**DV1042**

Verify driver / recessed hole's dimensions.

EGO 150 DOWNLIGHT ROUND

Aluminium IK09 | Stainless steel IK10

Fixed beam | Adjustable beam +/- 15°

XS | WF | EL

MacAdam 4SDCM
Life L70 (7K) >42300h
CRI = 80

IP65/ **IP**67

EGO 150 DOWNLIGHT ROUND

W	CRI	Weight	Beam	Flux	CCT	**Aluminium IK**09 Code	**Stainless steel IK**09 Code
8 W	80	1,3 kg	9°	666 lm	3000K	**T4085NSPW00**	**T4084NSPW00**
			37°	565 lm	3000K	**T4085WFLW00**	**T4084WFLW00**
			EL	545 lm	3000K	**T4085ELPTW00**	**T4084ELPTW00**



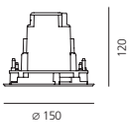

ø 135±2

max 40 mm

220/240Vac 50/60Hz electronic ballast included

EGO 150 FLAT DOWNLIGHT ROUND

W	CRI	Weight	Beam	Flux	CCT	**Aluminium IK**09 Code	**Stainless steel IK**09 Code
6 W	80	0,88 kg	9°	666 lm	3000K	**T42005NSPW00**	**T42013NSPW00**
			37°	565 lm	3000K	**T42005WFLW00**	**T42013WFLW00**
			EL	545 lm	3000K	**T42005ELPTW00**	**T42013ELPTW00**



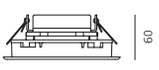

ø 135±2

max 35 mm

Fixed beam

Electronic ballast 500mA SELV supplied separately

Driver	V(ac)	L x W x H(mm)	IP	N.max	DIM	
cc 14W 500mA	220-240	79 x 38 x 25	67	2	-	**DV3002**
cc 28W 500mA	220-240	120 x 38 x 25	67	2-3	-	**DV1039**
cc 31W 500mA	220-240	185 x 35 x 33	67	3	DALI	**DV1042**

Verify driver / recessed hole's dimensions.

EGO 150 DOWNLIGHT SQUARE

Aluminium IK09 | Stainless steel IK10

Fixed beam | Adjustable beam +/- 15°

XS | WF | EL

MacAdam 4SDCM
Life L70 (7K) >42300h
CRI = 80

IP65/ **IP**67

EGO 150 DOWNLIGHT SQUARE

W	CRI	Weight	Beam	Flux	CCT	**Aluminium IK**09 Code	**Stainless steel IK**09 Code
8 W	80	1,35 kg	5°	666 lm	3000K	**T4065NSPW00**	**T4064NSPW00**
			38°	565 lm	3000K	**T4065WFLW00**	**T4064WFLW00**
			EL	545 lm	3000K	**T4065ELPTW00**	**T4064ELPTW00**



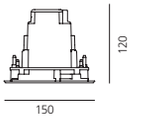

220/240Vac 50/60Hz electronic ballast included

135 x 135±2

max 40 mm

EGO 150 FLAT DOWNLIGHT SQUARE

W	CRI	Weight	Beam	Flux	CCT	**Aluminium IK**09 Code	**Stainless steel IK**09 Code
6 W	80	0,88 kg	5°	666 lm	3000K	**T42006NSPW00**	**T42014NSPW00**
			38°	565 lm	3000K	**T42006WFLW00**	**T42014WFLW00**
			EL	545 lm	3000K	**T42006ELPTW00**	**T42014ELPTW00**



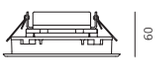

135 x 135±2

max 35 mm

Fixed beam

Electronic ballast 500mA SELV supplied separately

Driver	V(ac)	L x W x H(mm)	IP	N.max	DIM	
cc 14W 500mA	220-240	79 x 38 x 25	67	2	-	**DV3002**
cc 28W 500mA	220-240	120 x 38 x 25	67	2-3	-	**DV1039**
cc 31W 500mA	220-240	185 x 35 x 33	67	3	DALI	**DV1042**

Verify driver / recessed hole's dimensions.

EGO 220 DOWNLIGHT ROUND

Aluminium IK09 | Stainless steel IK10

Fixed beam | Adjustable beam +/- 15°

XS | WF | EL

MacAdam 4SDCM
Life L70 (7K) >42300h
CRI = 80

IP65/ **IP**67

EGO 220 DOWNLIGHT ROUND

W	CRI	Weight	Beam	Flux	CCT	**Aluminium IK**10 Code	**Stainless steel IK**10 Code
16 W	80	2,6 kg	5°	1499 lm	3000K	**T4087NSPW00**	**T4086NSPW00**
			38°	1272 lm	3000K	**T4087WFLW00**	**T4086WFLW00**
			EL	1227 lm	3000K	**T4087ELPTW00**	**T4086ELPTW00**

220/240Vac 50/60Hz electronic ballast included

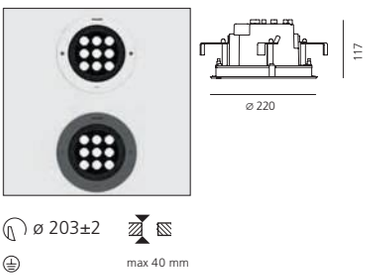

EGO 220 FLAT DOWNLIGHT ROUND

W	CRI	Weight	Beam	Flux	CCT	**Aluminium IK**10 Code	**Stainless steel IK**10 Code
14 W	80	1,78 kg	5°	1499 lm	3000K	T42007NSPW00	T42015NSPW00
			38°	1272 lm	3000K	T42007WFLW00	T42015WFLW00
			EL	1227 lm	3000K	T42007ELPTW00	T42015ELPTW00

Electronic ballast 500mA SELV supplied separately

Driver	V(ac)	L x W x H(mm)	IP	N.max	DIM	
cc 28W 500mA	220-240	120 x 38 x 25	67	1	-	**DV1039**
cc 31W 500mA	220-240	185 x 35 x 33	67	1	DALI	**DV1042**

Verify driver / recessed hole's dimensions.

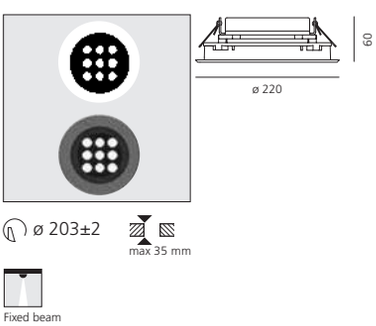

EGO 220 DOWNLIGHT SQUARE

Aluminium IK09 | Stainless steel IK10





Fixed beam


Adjustable beam +/- 15°

XS | WF | EL





MacAdam 4SDCM
Life L70 (7K) >42300h
CRI = 80

IP65/ **IP**67

EGO 220 DOWNLIGHT SQUARE

W	CRI	Weight	Beam	Flux	CCT	**Aluminium IK**10 Code	**Stainless steel IK**10 Code
16 W	80	2,7 kg	5°	1499 lm	3000K	**T4067NSPW00**	**T4066NSPW00**
			38°	1272 lm	3000K	**T4067WFLW00**	**T4066WFLW00**
			EL	1227 lm	3000K	**T4067ELPTW00**	**T4066ELPTW00**

220/240Vac 50/60Hz electronic ballast included


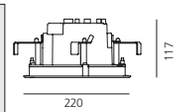


203 x 203±2


max 40 mm



EGO 220 FLAT DOWNLIGHT SQUARE

W	CRI	Weight	Beam	Flux	CCT	**Aluminium IK**10 Code	**Stainless steel IK**10 Code
14 W	80	1,78 kg	5°	1499 lm	3000K	**T42008NSPW00**	**T42016NSPW00**
			38°	1272 lm	3000K	**T42008WFLW00**	**T42016WFLW00**
			EL	1227 lm	3000K	**T42008ELPTW00**	**T42016ELPTW00**


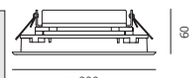


203 x 203±2


max 35 mm


Fixed beam

Electronic ballast 500mA SELV supplied separately

Driver	V(ac)	L x W x H(mm)	IP	N.max	DIM	
cc 28W 500mA	220-240	120 x 38 x 25	67	1	-	**DV1039**
cc 31W 500mA	220-240	185 x 35 x 33	67	1	DALI	**DV1042**

Verify driver / recessed hole's dimensions.

Ego downlight glass







Extra Spot optic 6°

Concentrated luminous flow to highlight details avoiding unwanted light dispersion.





Wide Flood optic 40°

Wide luminous flow suitable for lighting large areas.





Elliptical optic EL

Elliptical distribution of the luminous flow suitable for wall washer effect.

EGO 150 GLASS DOWNLIGHT

Black Glass



MacAdam 4SDCM
Life L70 (7K) >42300h
CRI = 80

IP65/ **IP**67
IK09

EGO 150 GLASS DOWNLIGHT

W	CRI	Weight	Beam	Flux	CCT	Round Code	Square Code
8 W	80	1,3 kg	9°	666 lm	3000K	**T4130NSPW00**	**T4120NSPW00**
			37°	565 lm	3000K	**T4130WFLW00**	**T4120WFLW00**
			EL	545 lm	3000K	**T4130ELPTW00**	**T4120ELPTW00**

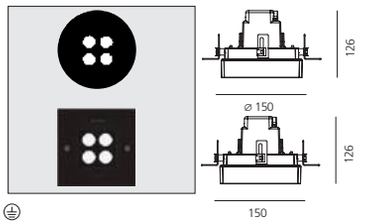

220/240Vac 50/60Hz electronic ballast included



	Round	Square
Plate for plasterboard	**T409919**	**T409920**



EGO 150 FLAT GLASS DOWNLIGHT

W	CRI	Weight	Beam	Flux	CCT	Round Code	Square Code
6 W	80	0,92 kg	9°	666 lm	3000K	**T42017NSPW00**	**T42018NSPW00**
			37°	565 lm	3000K	**T42017WFLW00**	**T42018WFLW00**
			EL	545 lm	3000K	**T42017ELPTW00**	**T42018ELPTW00**

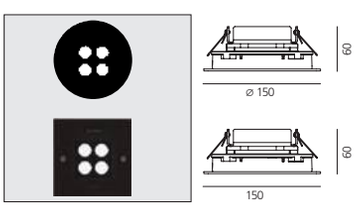

Electronic ballast 500mA supplied separately





Driver	V(ac)	L x W x H(mm)	IP	N.max	DIM	
cc 14W 500mA	220-240	79 x 38 x 25	67	2	-	**DV3002**
cc 28W 500mA	220-240	120 x 38 x 25	67	2-3	-	**DV1039**
cc 31W 500mA	220-240	185 x 35 x 33	67	3	DALI	**DV1042**



Verify driver / recessed hole's dimensions.

EGO 220 GLASS DOWNLIGHT

Aluminium IK09 | Stainless steel IK10

Fixed beam | Adjustable beam +/- 15°

XS | WF | EL

MacAdam 4SDCM
Life L70 (7K) >42300h
CRI = 80

IP65/ **IP**67
IK09

EGO 220 GLASS DOWNLIGHT

W	CRI	Weight	Beam	Flux	CCT	Round Code	Square Code
16 W	80	2,4 kg	4°	1499 lm	3000K	**T4131NSPW00**	**T4121NSPW00**
			38°	1272 lm	3000K	**T4131WFLW00**	**T4121WFLW00**
			EL	1227 lm	3000K	**T4131ELPTW00**	**T4121ELPTW00**

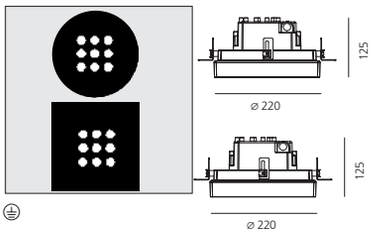

220/240Vac 50/60Hz electronic ballast included



Plate for plasterboard — **T409917** — **T409918**



EGO 220 FLAT GLASS DOWNLIGHT

W	CRI	Weight	Beam	Flux	CCT	Round Code	Square Code
14 W	80	1,67 kg	4°	1499 lm	3000K	**T42019NSPW00**	**T42020NSPW00**
			38°	1272 lm	3000K	**T42019WFLW00**	**T42020WFLW00**
			EL	1227 lm	3000K	**T42019ELPTW00**	**T42020ELPTW00**

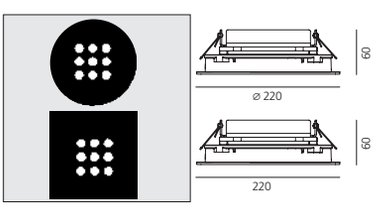

Electronic ballast 500mA SELV supplied separately





Driver	V(ac)	L x W x H(mm)	IP	N.max	DIM	
cc 28W 500mA	220-240	120 x 38 x 25	67	1	-	**DV1039**
cc 31W 500mA	220-240	185 x 35 x 33	67	1	DALI	**DV1042**



Verify driver / recessed hole's dimensions.



Milano Fiori Residential Complex, Assago (Milan), Italy
Project: OBR - Open Building Research, Ph. Michele Nastasi

Ego walk over
Ego drive over

2012










Artemide
IP 65/6



Milano Fiori Residential Complex, Assago (Milan), Italy
Project: OBR - Open Building Research, Ph. Michele Nastasi

Ego walk/drive over typologies

EGO

Tempered glass flush with the floor

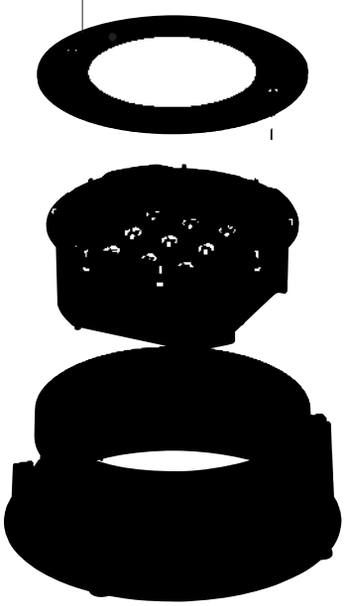



Round or square frame in stainless steel.
Silkscreened tempered glass

Lighting unit

Integrated drive

Polymer recessing box

Recessed depth:

Ego 55	100mm
Ego 90	100mm
Ego 150	120mm
Ego 220	117mm

EGO FLAT

Silkscreened tempered glass thickness 8mm
T glass 30°C.
Static load 5000Kg

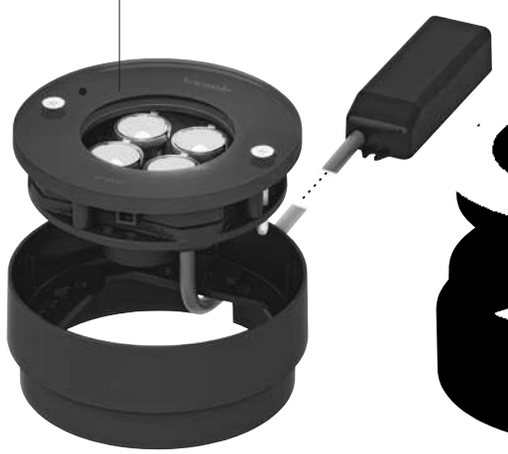

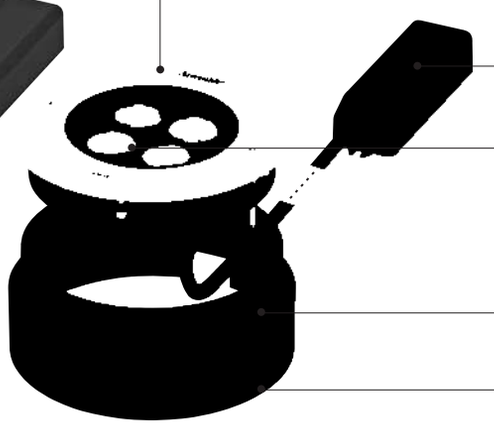

Round or square frame with painted aluminium (3mm) or stainless steel AISI 316 (3mm) ring.
Silkscreened tempered glass thickness 8mm
T glass 30°C.
Static load 5000Kg

Electronic ballast supplied separately

Lighting unit

Polymer recessing box

Reduced recessed depth: 60mm

Light fixture with high-performance LED light sources.

Recessed ground installation.

Walk-over and drive-over versions.

Depth of recess box:
Ego WO/DO: 110-120 mm
Ego Flat WO: 60 mm

WO/DO round and square version, each one in 5 different sizes.

Fixture consisting of body, frame, glass diffuser, housing.

Aluminium body EN AB-44100 with silicone gaskets.

All versions are available with stainless steel frames.
Ego 55-90 / Ego flat 55-90 also available with polished aluminium frame.
Ego 150-220 / Ego flat 150-220 also available with 8mm-thick glass flush with the floor.

Housing in composite techno polymer, to be ordered separately.

Ego Flat WO H05RN-F feeding cable length: 300 cm.
Ego WO/DO feeding cable:
H05RNF 2x1 for Ego 55 - 90,
H05RNF 3x1 for Ego 150,
H07RNF 3x1 for Ego 220 - 320, cable length 30 cm.

All Ego versions (excluding Flat version) are supplied with electronic power supply inside the luminaire body. For 55 and 90 versions 24 V power supply and remote power supply to be ordered separately.

All Ego Flat can be operated by a remote power supply to be ordered separately. Connection cable includes a IP68 electrical terminal board.

Housing locked by anti-vandal TORX screws in AISI 316 stainless steel.

Glass surface temperature below 40°C.

Fixed and adjustable lenses in PMMA in 3 versions with different beam angles.

Die-cast painted aluminium with 3-stage outdoor treatment: nanotechnologies, antioxidant primer, polyester paint.

Technical features of light fixtures in compliance with EN60598-1 and part 2-13.

EGO 55 ALUMINIUM

Aluminium

XS WF EL

Fixed beam

Electronic ballast
24V SELV supplied
separately

MacAdam 4SDCM
Life L90 (10K) >54400h
CRI = 80

IP65/ **IP**67

IK09

EGO 55 WALK OVER

W	CRI	Weight	Beam	Flux	CCT	Round	Square
						Code	Code
1,5 W	80	0,28 kg	14°	83 lm	3000K	**T4031SPW00**	**T4001SPW00**
			32°	76 lm	3000K	**T4031WFLW00**	**T4001WFLW00**
			EL	77 lm	3000K	**T4031ELPTW00**	**T4001ELPTW00**



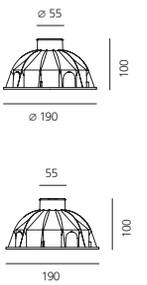

Recessing box				
Drive	24 W IP67	DALI	185x35x33mm	**T409908**
Drive	24 W IP67		148x40x32mm	**DV1041**
Drive	60 W IP67		163x43x32mm	**T409996**
Drive	90 W IP67		161x61x36mm	**T409998**
				T409999

Please see page 945 for drives installation details.

EGO 55 FLAT WALK OVER

W	CRI	Weight	Beam	Flux	CCT	Round	Square
						Code	Code
1,2 W	80	0,39 kg	14°	83 lm	3000K	**T40000SPW00**	**T40001SPW00**
			32°	76 lm	3000K	**T40000WFLW00**	**T40001WFLW00**
			EL	77 lm	3000K	**T40000ELPTW00**	**T40001ELPTW00**



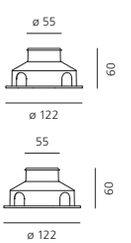

Electronic ballast 350mA supplied separately

Recessing box	**NL40021H0**

Driver	V(ac)	L x W x H(mm)	IP	N.max	DIM	Code
cc 14W 350mA	220-240	79 x 38 x 25	67	2-10	-	**DV3001**
cc 23W 350mA	220-240	185 x 35 x 33	67	3-12	DALI	**DV1042**

Verify drive / recessed hole's dimensions.

EGO 55 STAINLESS STEEL

Stainless steel

XS WF EL

Fixed beam

Electronic ballast
24V SELV supplied
separately

MacAdam 4SDCM
Life L90 (10K) >54400h
CRI = 80

IP65/ **IP**67

IK09

EGO 55 DRIVE OVER

W	CRI	Weight	Beam	Flux	CCT	Round	Square
						Code	Code
1,5 W	80	0,28 kg	14°	83 lm	3000K	**T4032SPW00**	**T4002SPW00**
			32°	76 lm	3000K	**T4032WFLW00**	**T4002WFLW00**
			EL	77 lm	3000K	**T4032ELPTW00**	**T4002ELPTW00**



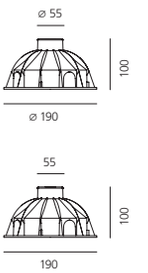

Recessing box				
Drive	24 W IP67	DALI	185x35x33mm	**T409908**
Drive	24 W IP67		148x40x32mm	**DV1041**
Drive	60 W IP67		163x43x32mm	**T409996**
Drive	90 W IP67		161x61x36mm	**T409998**
				T409999

Please see page 945 for drives installation details.

EGO 55 FLAT WALK OVER

W	CRI	Weight	Beam	Flux	CCT	Round	Square
						Code	Code
1,2 W	80	0,39 kg	14°	83 lm	3000K	**T40002SPW00**	**T40003SPW00**
			32°	76 lm	3000K	**T40002WFLW00**	**T40003WFLW00**
			EL	77 lm	3000K	**T40002ELPTW00**	**T40003ELPTW00**



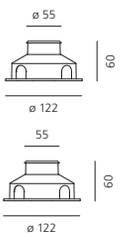

Electronic ballast 350mA supplied separately

Recessing box	**NL40021H0**

Driver	V(ac)	L x W x H(mm)	IP	N.max	DIM	Code
cc 14W 350mA	220-240	79 x 38 x 25	67	2-10	-	**DV3001**
cc 23W 350mA	220-240	185 x 35 x 33	67	3-12	DALI	**DV1042**

Verify drive / recessed hole's dimensions.

EGO 90 ALUMINIUM

Aluminium

Fixed beam

Adjustable beam +/- 8°

XS WF EL

Electronic ballast
24V SELV supplied separately

MacAdam 4SDCM
Life L90 (10K) >54400h
CRI = 80

IP65/ **IP**67

IK09

EGO 90 WALK OVER

W	CRI	Weight	Beam	Flux	CCT	Round	Square
						Code	Code
3,5 W	80	0,50 kg	10°	220 lm	3000K	**T4034SPW00**	**T4004SPW00**
			24°	179 lm	3000K	**T4034FLW00**	**T4004FLW00**
			EL	162 lm	3000K	**T4034ELPTW00**	**T4004ELPTW00**



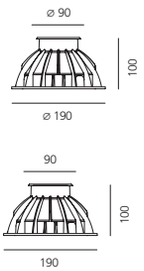

Recessing box				
Drive	24 W IP67	DALI	185x35x33mm	**T409907**
Drive	24 W IP67		148x40x32mm	**DV1041**
Drive	60 W IP67		163x43x32mm	**T409996**
Drive	90 W IP67		161x61x36mm	**T409998**
				T409999

Please see page 1158 for drives installation details.

EGO 90 FLAT WALK OVER

W	CRI	Weight	Beam	Flux	CCT	Round	Square
						Code	Code
3,2 W	80	0,50 kg	10°	220 lm	3000K	**T40004SPW00**	**T40005SPW00**
			24°	179 lm	3000K	**T40004FLW00**	**T40005FLW00**
			EL	162 lm	3000K	**T40004ELPTW00**	**T40005ELPTW00**



Fixed beam

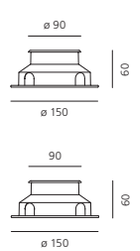

Recessing box	**NL40022H0**

Driver	V(ac)	L x W x H(mm)	IP	N.max	DIM	Code
cc 14W 350mA	220-240	79 x 38 x 25	67	2-10	-	**DV3001**
cc 23W 350mA	220-240	185 x 35 x 33	67	3-12	DALI	**DV1042**

Verify drive / recessed hole's dimensions.

EGO 90 STAINLESS STEEL

Stainless steel

Fixed beam | Adjustable beam +/- 8°

XS | WF | EL

Electronic ballast
24V SELV supplied separately

MacAdam 4SDCM
Life L90 (10K) >54400h
CRI = 80

IP65/ **IP**67

IK09

EGO 90 DRIVE OVER

W	CRI	Weight	Beam	Flux	CCT	Round	Square
3,5 W	80	0,50 kg	10°	220 lm	3000K	**T4033SPW00**	**T4003SPW00**
			24°	179 lm	3000K	**T4033FLW00**	**T4003FLW00**
			EL	162 lm	3000K	**T4033ELPTW00**	**T4003ELPTW00**



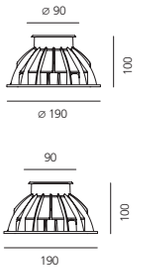

Recessing box				
Drive	24 W IP67	DALI	185x35x33mm	**T409907**
Drive	24 W IP67		148x40x32mm	**DV1041**
Drive	60 W IP67		163x43x32mm	**T409996**
Drive	90 W IP67		163x43x32mm	**T409998**
Drive	90 W IP67		161x61x36mm	**T409999**

Please see page 1158 for drives installation details.

EGO 90 FLAT WALK OVER

W	CRI	Weight	Beam	Flux	CCT	Round	Square
3,2 W	80	0,50 kg	10°	220 lm	3000K	**T40006SPW00**	**T40007SPW00**
			24°	179 lm	3000K	**T40006FLW00**	**T40007FLW00**
			EL	162 lm	3000K	**T40006ELPTW00**	**T40007ELPTW00**



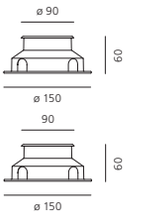

Fixed beam

Recessing box	**NL40022H0**

Driver	V(ac)	L x W x H(mm)	IP	N.max	DIM	Code
cc 14W 350mA	220-240	79 x 38 x 25	67	2-10	-	**DV3001**
cc 23W 350mA	220-240	185 x 35 x 33	67	3-12	DALI	**DV1042**

Verify drive / recessed hole's dimensions.

EGO 150 STAINLESS STEEL

Stainless steel




Fixed beam


Adjustable beam +/- 15°

XS



WF



EL



MacAdam 4SDCM
Life L70 (7K) >42300h
CRI = 80

IP65/ **IP**67



IK09

EGO 150 DRIVE OVER

W	CRI	Weight	Beam	Flux	CCT	Round Code	Square Code
8 W	80	1,35 kg	9°	666 lm	3000K	**T4036NSPW00**	**T4006NSPW00**
			37°	565 lm	3000K	**T4036WFLW00**	**T4006WFLW00**
			EL	545 lm	3000K	**T4036ELPTW00**	**T4006ELPTW00**

220/240Vac 50/60Hz electronic ballast included

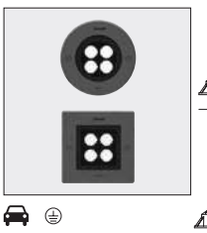

	Round	Square
Recessing box	**T409905**	**T409906**

EGO 150 FLAT WALK OVER

W	CRI	Weight	Beam	Flux	CCT	Round Code	Square Code
6 W	80	0,88 kg	9°	666 lm	3000K	**T40010NSPW00**	**T40011NSPW00**
			37°	565 lm	3000K	**T40010WFLW00**	**T40011WFLW00**
			EL	545 lm	3000K	**T40010ELPTW00**	**T40011ELPTW00**

Electronic ballast 500mA SELV supplied separately

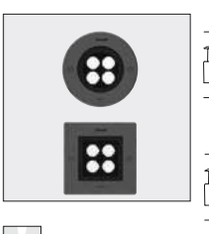


Fixed beam

	Round	Square
Recessing box	**NL40025H0**	**NL40023H0**

Driver	V(ac)	L x W x H(mm)	IP	N.max	DIM	Code
cc 14W 500mA	220-240	79 x 38 x 25	67	2	-	**DV3002**
cc 28W 500mA	220-240	120 x 38 x 25	67	2-3	-	**DV1039**
cc 31W 500mA	220-240	185 x 35 x 33	67	3	DALI	**DV1042**

Verify drive / recessed hole's dimensions.

EGO 220 STAINLESS STEEL

Stainless steel

Fixed beam | Adjustable beam +/- 15° | XS | WF | EL

MacAdam 4SDCM
Life L70 (7K) >42300h
CRI = 80

IP65/ **IP**67
IK09

EGO 220 DRIVE OVER

W	CRI	Weight	Beam	Flux	CCT	Round	Square
						Code	Code
16 W	80	3,20 kg	5°	1499 lm	3000K	**T4039NSPW00**	**T4009NSPW00**
			38°	1272 lm	3000K	**T4039WFLW00**	**T4009WFLW00**
			EL	1227 lm	3000K	**T4039ELPTW00**	**T4009ELPTW00**



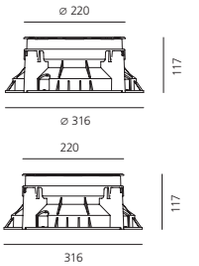

220/240Vac 50/60Hz electronic ballast included

Recessing box	**T409903**	**T409904**

EGO 220 FLAT WALK OVER

W	CRI	Weight	Beam	Flux	CCT	Round	Square
						Code	Code
14 W	80	1,78 kg	5°	1499 lm	3000K	**T40014NSPW00**	**T40015NSPW00**
			38°	1272 lm	3000K	**T40014WFLW00**	**T40015WFLW00**
			EL	1227 lm	3000K	**T40014ELPTW00**	**T40015ELPTW00**



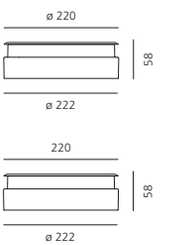

Fixed beam

Electronic ballast 500mA SELV supplied separately

Recessing box	**NL40026H0**	**NL40023H0**

Driver	V(ac)	L x W x H(mm)	IP	N.max	DIM	Code
cc 28W 500mA	220-240	120 x 38 x 25	67	1	-	**DV1039**
cc 31W 500mA	220-240	185 x 35 x 33	67	1	DALI	**DV1042**

Verify drive / recessed hole's dimensions.

Ego walk over Glass



Milano Fiori Residential Complex, Assago (Milan), Italy
Project: OBR - Open Building Research, Ph. Michele Nastasi

Vulcangas, Torriana Rimini, Italy, Ph. Diego De Pol

EGO 150 GLASS WALK OVER

Black Glass



MacAdam 4SDCM
Life L70 (7K) >42300h
CRI = 80

IP65/ **IP**67

IK09

EGO 150 WALK OVER

W	CRI	Weight	Beam	Flux	CCT	Round Code	Square Code
8 W	80	1,35 kg	9°	666 lm	3000K	**T4110NSPW00**	**T4100NSPW00**
			37°	565 lm	3000K	**T4110WFLW00**	**T4100WFLW00**
			EL	545 lm	3000K	**T4110ELPTW00**	**T4100ELPTW00**

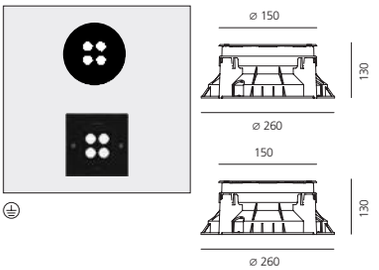

220/240Vac 50/60Hz electronic ballast included

	Round	Square
Recessing box	**T409913**	**T409914**

EGO 150 FLAT WALK OVER

W	CRI	Weight	Beam	Flux	CCT	Round Code	Square Code
6 W	80	0,92 kg	9°	666 lm	3000K	**T40017NSPW00**	**T40018NSPW00**
			37°	565 lm	3000K	**T40017WFLW00**	**T40018WFLW00**
			EL	545 lm	3000K	**T40017ELPTW00**	**T40018ELPTW00**

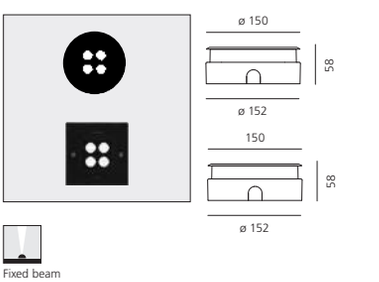

Electronic ballast 500mA supplied separately

	Round	Square
Recessing box	**NL40029H0**	**NL40027H0**

Driver	V(ac)	L x W x H(mm)	IP	N.max	DIM	Code
cc 14W 500mA	220-240	79 x 38 x 25	67	2	-	**DV3002**
cc 28W 500mA	220-240	120 x 38 x 25	67	2-3	-	**DV1039**
cc 31W 500mA	220-240	185 x 35 x 33	67	3	DALI	**DV1042**

Verify drive / recessed hole's dimensions.

EGO 220 GLASS WALK OVER

Black Glass

Fixed beam

Adjustable beam +/- 15°

XS WF EL

MacAdam 4SDCM
Life L70 (7K) >42300h
CRI = 80

IP65/ **IP**67

IK09

EGO 220 WALK OVER

W	CRI	Weight	Beam	Flux	CCT	Round	Square
						Code	Code
16 W	80	3,20 kg	5°	1499 lm	3000K	**T4111NSPW00**	**T4101NSPW00**
			38°	1272 lm	3000K	**T4111WFLW00**	**T4101WFLW00**
			EL	1227 lm	3000K	**T4111ELPTW00**	**T4101ELPTW00**

220/240Vac 50/60Hz electronic ballast included

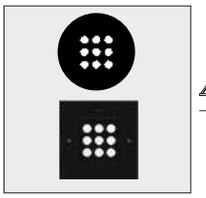

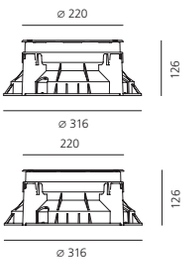

Recessing box	**T409911**	**T409912**

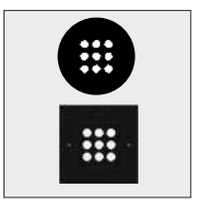

EGO 220 FLAT WALK OVER

W	CRI	Weight	Beam	Flux	CCT	Round	Square
						Code	Code
14 W	80	1,67 kg	5°	1499 lm	3000K	**T40019NSPW00**	**T40020NSPW00**
			38°	1272 lm	3000K	**T40019WFLW00**	**T40020WFLW00**
			EL	1227 lm	3000K	**T40019ELPTW00**	**T40020ELPTW00**

Electronic ballast 500mA supplied separately

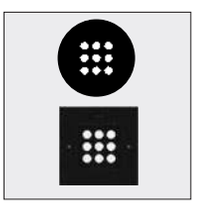

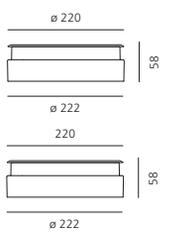



Fixed beam

Recessing box	**NL40030H0**	**NL40028H0**

Driver	V(ac)	L x W x H(mm)	IP	N.max	DIM	Code
cc 28W 500mA	220-240	120 x 38 x 25	67	1	-	**DV1039**
cc 31W 500mA	220-240	185 x 35 x 33	67	1	DALI	**DV1042**

Verify drive / recessed hole's dimensions.

Ego spot

2005



EGO SPOT

Silver grey

S F EL

Driver 24Vdc SELV
supplied separately

MacAdam 3SDCM
Life L70 (6K)=50000h
CRI =80

IP65
+/-90°

W	Weight	Beam	Flux	CCT	Code
12 W	0,75 kg	S 10°	755 lm	3000K	**T7633SPW00**
		F 26°	711 lm	3000K	**T7633FLW00**
		EL	723 lm	3000K	**T7633ELPTW00**



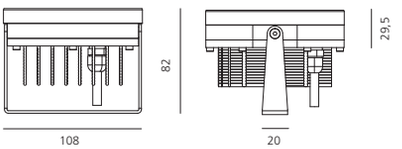

Accessories

	Code
Picket	**NL97150**

Driver	Vdc	IP	LxWxH	24W	DIM	Code
24W	24Vdc	IP67	185x35x35	1	DALI	**DV1041**
25W	24Vdc	IP67	148x40x32	1		**T409996**
60W	24Vdc	IP67	163x43x32	4		**T409998**
90W	24Vdc	IP67	161x61x36	6		**T409999**
150W	24Vdc	IP67	228x68x39	10		**DV5004**
288W	24Vdc	IP20	156x52x26	DALI/PUSH/1-10/0-10 DIMMER		**NL19096**

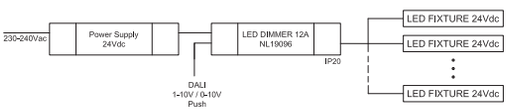





Spot optic

Concentrated luminous flow to highlight details avoiding unwanted light dispersion.





Flood optic

Medium luminous flux to highlight details, large
sections of windows.





Elliptical optic

Elliptical distribution of the luminous flow suitable for wallwasher effect.

Light fixture with high-performance LED light sources.

Ground, floor, wall installation.

Consists of body, frame, glass and bracket.

Aluminium folded sheet bracket. All aluminium components are anodized.

Diffuser in glass, 10mm-thick.

Gaskets in EPDM.

Remote driver supplied separately.

Power connection to the driver by means of H05RN-F cable and IP68 electrical terminal board, supplied with the fixture.

Fixed optic. PMMA lenses in 3 different versions of beams.

Picket for ground installation in galvanized sheet iron.

Painted aluminium with 2-stage outdoor treatment: antioxidant primer, polyester paint.

Technical features of light fixtures in compliance with EN60598-1 and part 2-13.

Installation must be carried out by specialized personnel.



Hotel Château Monfort, Milan, Italy, Project Arch. Sofia Vedani + FZI Interiors, Ph. Stefano Oppo


MONACO

LineaLed Drive over

Carlotta de Bevilacqua
2010





Walk over and drive over approved up to 5000Kg.

Light fixture with high-performance LED light sources.

Walk-over and drive-over recessed floor installation.

Monochromatic or RGB light.

Composed of body, diffuser, recessing box, closing end caps, junctions.

Body in extruded EN AW6060 T5 aluminum.

Opal non-slippery tempered glass 8mm-thick.

Glass surface temperature lower than 35°.

Profile end caps in aluminum EN AW 6060.

Recessing box for laying in stainless steel AISI 304.

Recessing box end caps and junction in stainless steel AISI 304.

Electrical connection to the ballast by means of a two-pole cable H05RN-F, with IP68 quick-release terminal block which is supplied with the fixture and can be housed in the recessing box.

24Vdc remote ballast.

Body fastened to the recessing box by means of proper pre-stressed steel springs supplied with the fixture.

Painted profile with 2-stage outdoor treatment: primer, outdoor paint.

RGB version with Full Colour RGB LEDs.

Technical features of light fixtures in compliance with EN60598-1.

LINEALED DRIVE OVER

Silver grey

XF

24Vdc power supplied separately.

MacAdam 7SDCM
Life L70 (6K)=35000h
CRI =75

IP65 / IP67

LINEALED

W	Lenght	Beam	Flux	CCT	Code
5W	618 mm	XF	115 lm	3000K	**NL7398VSK0**
8W	978 mm	XF	184 lm	3000K	**NL7419VSK0**



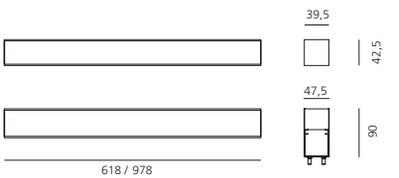

Driver	Vdc	IP	LxWxH	12W	24W	36W	48W	Code
24W DALI	24Vdc	IP67	185x35x35	4				**DV1041**
25W	24Vdc	IP67	148x40x32	1				**T409996**
60W	24Vdc	IP67	163x43x32	4	2	1	1	**T409998**
90W	24Vdc	IP67	161x61x36	6	3	2	1	**T409999**
150W	24Vdc	IP67	228x68x39	1	5	3	2	**DV5004**
288W DIMMER	24Vdc	IP20	156x52x26					**NL19096**

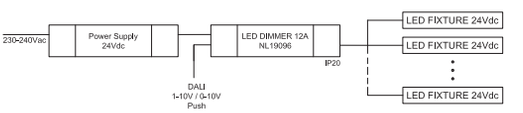

Maximum linear length of a series of products with one supply line: 6m.
For lines oif length exceeding 6m, provide multiple supply lines.

LINEALED RGB

W	Length	Code
10W	618mm	**NL76480**
16W	978mm	**NL76490**



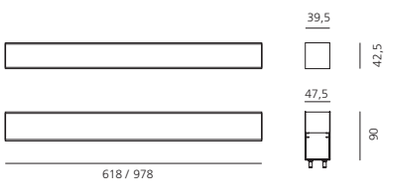

16,7 M

Driver	Vac	W	Vdc	Ch	Control	LxWxH	IP	25W	Code
Driver NLX1-100	120-250Vac	95W	24Vdc PWM	1xRGB	DMX/DALI	388x42x30	40	3 max	**NL12150**
Driver NLX1-75		144W	24Vdc PWM	1xRGB	DMX/DALI	153x50x23	40		**NL19084**
PUS 150W	90-305Vac	150W	24Vdc			228x68x39	67	5 max	**DV5004**
Driver NLX2-75	90-260Vac	75W	24Vdc PWM	2xRGB	DMX	270x200x80	40	3 max	**NL75190**
Driver NLX1-100 IP	120-250Vac	95W	24Vdc PWM	1xRGB	DMX/DALI	340x103x61	66	3 max	**DV1046**

PWM driver for fixtures with autonomous colour programmers for stand-alone or controlled working by means of DMX 512 protocol for installations of all sizes.

	Code
DSC 30 USB interfaced DMX stand alone	**NL19030**

Digital interface provided with software. If connected to the PC USB port, it transforms the programmers instructions into DMX 512 control signals.
DSC30 (512 DMX controllable channels, real-time clock, local use) allows computer-interactive programming and stand-alone mode, that is the possibility of autonomous interface repetition without PC connection.

9V/350mA ballast with mini USB connector for DSC30	**NL84100**
50cm-long Cable with HE10 connector for connection to a keyboard	**NL77270**

Accessories		Code
Housing	L=622mm	**NL76720**
Housing	L=982mm	**NL76700**
Continuity joint - 80 x 50 x 1,5mm		**NL75810**
Housing end cap (pair) - 46,5 x 62,5 x1,5mm		**NL76750**
Power supply connector & connector end cap		**NL19052**
Female power connector for discontinuous connection		**NL19023**
Male power connector for discontinuous connection		**NL19021**



Twirl, Università Statale di Milano, Milan, Italy , Project by Zaha Hadid

LAMP CONCEPT

LineaLed Wallwasher

Carlotta de Bevilacqua
2011

Walk over and drive over approved up to 5000Kg.

Light fixture with high-performance LED light sources.

LineaLed Wallwasher: walk-over and drive-over recessed floor installation. Consist of body, diffuser, recessing box, closing end caps, junctions. Body fastened to the recessing box by means of proper pre-stressed steel springs supplied with the fixture.

LineaLed Wallwasher adjustable: Wall or ceiling installation. Consist by body in extruded aluminium, protection glass, adjustable die-cast aluminium brackets.

Body in extruded EN AW6060 T5 aluminum.

Transparent non-slippery tempered glass 8mm-thick. Glass surface temperature lower than 50°.

Profile end caps in injection-mould polycarbonate with silicone gasket.

Recessing box for laying, recessing box end caps and junction in stainless steel AISI 304.

Electrical connection to the ballast by means of a two-pole cable H05RN-F; with IP68 quick-release terminal block which is supplied with the fixture and can be housed in the recessing box (LineaLed Wallwasher) or with IP68 terminal board supplied with the fixture (LineaLed Wallwasher adjustable).

24Vdc remote ballast.

Optics. PMMA lenses in 3 different versions of beams.

Painted profile and brackets with 2-stage outdoor treatment: primer, outdoor paint.

Technical features of light fixtures in compliance with EN60598-1.



Palazzo Via Manzoni, Milan, Italy, Project by Studio Pi vato SAS, arch. Cristina Pivato

Spot optic (12°)

Concentrated luminous flow to highlight details avoiding unwanted light dispersion.

Flood optic (28°)

Medium luminous flux to highlight details, large sections of windows.

Elliptical optic (EL)

Elliptical distribution of the luminous flow suitable for wallwasher effect.















Chiesa di Capalbio Scalo, Capalbio - IT

LINEALED WALLWASHER

Silver grey

S F EL

Driver 24Vdc SELV
supplied separately.

MacAdam 2SDCM
Life L70 (6K)=50000h
CRI =80

IP65/ IP67
IK07

LINEALED WALLWASHER

W	Lenght	Weight	Beam	Flux	CCT	Code
8,5 W	300 mm	0,9 kg	S 19°	788 lm	3000K	**NL1732010K0**
			F 31°	714 lm	3000K	**NL1732025K0**
			EL	730 lm	3000K	**NL17320ELK0**
17 W	500 mm	1,5 kg	S 19°	1576 lm	3000K	**NL1732110K0**
			F 31°	1428 lm	3000K	**NL1732125K0**
			EL	1459 lm	3000K	**NL17321ELK0**
25 W	780 mm	2,21 kg	S 19°	2364 lm	3000K	**NL1732210K0**
			F 31°	2143 lm	3000K	**NL1732225K0**
			EL	2189 lm	3000K	**NL17322ELK0**
34 W	978 mm	2,77 kg	S 19°	3152 lm	3000K	**NL1732310K0**
			F 31°	2857 lm	3000K	**NL1732325K0**
			EL	2919 lm	3000K	**NL17323ELK0**



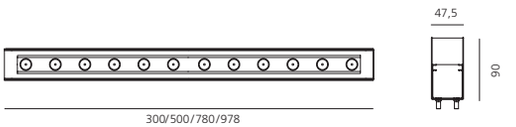

Maximum linear length of a series of products with one supply line: 2m.
For lines oif length exceeding 2m, provide multiple supply lines.
Choose cable cross-section according to the load / maximum voltage drop 2V

Accessories		Code
Housing	L=300mm	**NL76740**
	L=500mm	**NL76730**
	L=780mm	**NL76710**
	L=980mm	**NL76700**
Continuity joint - 80 x 50 x 1,5mm		**NL75810**
Housing end cap (pair) - 46,5 x 62,5 x1,5mm		**NL76750**
Power feed connector & connector end cap		**NL19052**
Female power connector for discontinuous connection		**NL19023**
Male power connector for discontinuous connection		**NL19021**

LINEALED WALLWASHER ADJUSTABLE

W	Lenght	Weight	Beam	Flux	CCT	Code
8,5 W	300 mm	0,9 kg	S 19°	788 lm	3000K	**NL1733010K0**
			F 31°	714 lm	3000K	**NL1733025K0**
			EL	730 lm	3000K	**NL17330ELK0**
17 W	500 mm	1,5 kg	S 19°	1576 lm	3000K	**NL1733110K0**
			F 31°	1428 lm	3000K	**NL1733125K0**
			EL	1459 lm	3000K	**NL17331ELK0**
25 W	780 mm	2,21 kg	S 19°	2364 lm	3000K	**NL1733210K0**
			F 31°	2143 lm	3000K	**NL1733225K0**
			EL	2189 lm	3000K	**NL17332ELK0**
34 W	978 mm	2,77 kg	S 19°	3152 lm	3000K	**NL1733310K0**
			F 31°	2857 lm	3000K	**NL1733325K0**
			EL	2919 lm	3000K	**NL17333ELK0**



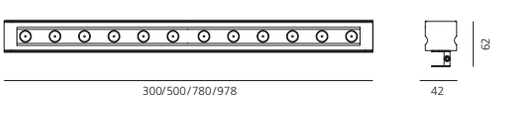

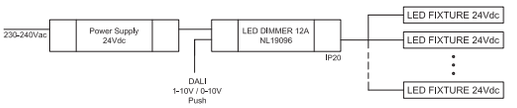

Driver	Vdc	IP	LxWxH	8,5W	17W	25W	34W	DIM	Code
24W	24Vdc	IP67	185x35x35	2	1			-	**DV1041**
25W	24Vdc	IP67	148x40x32	2	1			-	**T409996**
60W	24Vdc	IP67	163x43x32	6	3	2	1	-	**T409998**
90W	24Vdc	IP67	161x61x36	8	4	3	2	-	**T409999**
150W	24Vdc	IP67	228x68x39	12	7	5	3	DALI	**DV5004**
288W	24Vdc	IP20	156x52x26					DALI/PUSH/1-10/0-10 DIMMER	**NL19096**

Minispot

2007



Light fixture with high-performance LED light sources.

Ground, floor, wall installation.

Consists of body, metal ring, diffuser in opaline polycarbonate, 3mm thick.

Body and metal ring in anticorodal aluminium, anodized.

Silicone o-ring gaskets.

Remote driver supplied separately.

Power connection to the driver by means of H05RN-F cable and IP68 electrical terminal board, supplied with the fixture.

Fixed optic. PMMA lenses in 3 different versions of beams.

Picket for ground installation.

Technical features of light fixtures in compliance with EN60598-1 and part 2-5.

Installation must be carried out by specialized personnel.

MINISPOT

Silver grey

F WF

Driver 700mA SELV supplied separately

MacAdam 3SDCM
Life L70 (6K)=50000h
CRI =80

IP65
+/-150°

W	Weight	Beam	Flux	CCT	Code
2W	0,19 kg	F 24°	99 lm	3000 K	**NL702910K0**
		WF 32°	95 lm	3000 K	**NL702925K0**
		WF° 45	114 lm	3000 K	**NL7029ELK0**



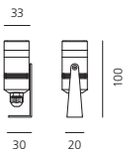

Accessories

	Code
Picket in anodised metal 37 x 180mm	**NL97150**

Driver	V(ac)	L_{mm}	W_{mm}	H_{mm}	IP	N°	DIM	Code
cc 14 W 700mA	220-240	79	38	25	67	1 - 5	-	**DV3003**
cc 30 W 700mA	220-240	120	38	25	67	7 - 12	-	**DV3004**
cc 38W 700mA	220-240	185	35	33	67	3 - 13	DALI	**DV1042**



Private residence, Milan - IT, interior design: Erna Corbetta. Ph. Beppe Raso

Spike

2006





Lighting appliance with high-yield LED sources.

Wall or ceiling mounted.

Monochrome or RGB light.

EN AW6060 T5 extruded aluminium body.

3mm-thick methacrylate diffuser.

Die-cast aluminium caps with silicon rim.

EN AB 47100 aluminium adjustment brackets.

Power unit connection with bipolar H05RN-F cable (monochrome) or quadripolar silicon/rubber cable (RGB), with standard IP 68 clamp.

Remote 24 Vdc power unit.

Body in anodized extruded aluminium. Caps and brackets in painted die-cast aluminium with 3-stage outdoor treatment: nanotechnologies, anti-oxidant primer, polyester paint.

Optional painted extruded aluminium anti-glare screen.

Optical units. PMMA lenses with 3 different beam options.

RGB version made up of monochrome red, green and blue LEDs.

Technical specifications of EN60598-1 compliant appliances.



SPIKE

Silver grey

S F EL

24Vdc power supplied separately.
* new version longer than 4 mm.

MacAdam 4SDCM
Life L90 (9K) >54400h
CRI =80

IP65

SPIKE

Watt	Lenght	Weight	Beam	Flux	CCT	Code
12W	268 mm*	0,37 kg	S19°	1080 lm	3000K	**T430010W00**
			F 31°	980 lm	3000K	**T430025W00**
			EL 18°x40°	1054 lm	3000K	**T4300ELW00**
24W	490 mm*	0,75 kg	S19°	2160 lm	3000K	**T430110W00**
			F 31°	1959 lm	3000K	**T430125W00**
			EL 18°x40°	2109 lm	3000K	**T4301ELW00**
36W	730 mm*	1,06 kg	S19°	3239 lm	3000K	**T430210W00**
			F 31°	2939 lm	3000K	**T430225W00**
			EL 18°x40°	3163 lm	3000K	**T4302ELW00**
48W	970 mm*	1,34 kg	S19°	4319 lm	3000K	**T430310W00**
			F 31°	3919 lm	3000K	**T430325W00**
			EL 18°x40°	4218 lm	3000K	**T4303ELW00**



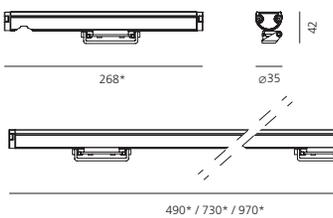

Antidazzle screen	Code
Spike 12W	**T430806**
Spike 24W	**T430812**
Spike 36W	**T430818**
Spike 48W	**T430824**

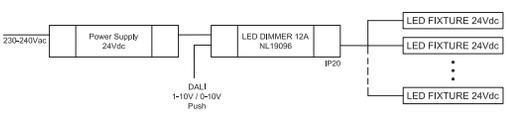

Driver	Vdc	IP	LxWxH	12W	24W	36W	48W	DIM	Code
24W	24Vdc	IP67	185x35x35	1				DALI	**DV1041**
25W	24Vdc	IP67	148x40x32	1				-	**T409996**
60W	24Vdc	IP67	163x43x32	4	2	1	1	-	**T409998**
90W	24Vdc	IP67	161x61x36	6	3	2	1	-	**T409999**
150W	24Vdc	IP67	228x68x39	1	5	3	2	-	**DV5004**
288W	24Vdc	IP20	156x52x26	DALI/PUSH/1-10/0-10 DIMMER					**NL19096**

SPIKE RGB

Watt	Lenght	Weight	Beam	Code
25W	784 mm*	1,06 kg	S10°	**NL5003110C002**
			F 25°	**NL5003130C002**
			EL	**NL50031ELC002**
			40°	**NL5003140C002**



16,7 M

Driver	Vac	W	Vdc	Ch	Control	LxWxH	IP	25W	Code
Driver NLX1-100	120-250Vac	95W	24Vdc PWM	1xRGB	DMX/DALI	388x42x30	40	3 max	**NL12150**
Driver NLX1-75		144W	24Vdc PWM	1xRGB	DMX/DALI	153x50x23	40		**NL19084**
PUS 150W	90-305Vac	150W	24Vdc			228x68x39	67	5 max	**DV5004**
Driver NLX2-75	90-260Vac	75W	24Vdc PWM	2xRGB	DMX	270x200x80	40	3 max	**NL75190**
Driver NLX1-100 IP	120-250Vac	95W	24Vdc PWM	1xRGB	DMX/DALI	340x103x61	66	3 max	**DV1046**

	Code
DSC 30 USB interfaced DMX stand alone Digital interface provided with software. If connected to the PC USB port, it transforms the programme instructions into DMX 512 control signals. DSC30 (512 DMX controllable channels, real-time clock, local use) allows computer-interactive programming and stand-alone mode, that is the possibility of autonomous interface repetition without PC connection.	**NL19030**
9V/350mA ballast with mini USB connector for DSC30	**NL19031**
50cm-long cable with HE10 connector for connection to a keyboard	**NL7833**
Antidazzle screen	**T430836**



490* / 730* / 970*



Palazzo Biandrà, Milan, Italy

LAMP CONCEPT



Technical

The carefulness of Artemide for new technologies and for the improvement of its products implies a continuous updating of technical information.
For in-depth and detailed products specifications, Artemide recommends to refer to the website and Artemide Cloud platform, tools that are constantly updated.

artemide.com
cloud.artemide.com

PRODUCT GENERAL INFORMATION

A.24 SUSPENSION SHARPING EMISSION

White **01** Black **04** — Fast delivery

Brushed Silver **15** Brushed Copper **18** Brushed Bronze **20** — Delivery time on demand

F XF

*Uses 1 DALI address
** Uses 2 DALI addresses
*** Uses 3 DALI addresses

MacAdam 2SDCM
Life L90 (20K) 118000h
CRI = 90

IP20

LINEAR MODULES

Length	W	Beam	Flux	CCT	Code
1176 mm*	22W	F 24°	1617 lm	2700K	**AQ424.** 01/04 15/18/20
			1628 lm	3000K	**AQ420.** 01/04 15/18/20
			1742 lm	4000K	**AQ421.** 01/04 15/18/20
		XF 62°	1718 lm	2700K	**AQ444.** 01/04 15/18/20
			1731 lm	3000K	**AQ440.** 01/04 15/18/20
			1852 lm	4000K	**AQ441.** 01/04 15/18/20
2352 mm**	45W	F 24°	3233 lm	2700K	**AQ425.** 01/04 15/18/20
			3256 lm	3000K	**AQ422.** 01/04 15/18/20
			3485 lm	4000K	**AQ423.** 01/04 15/18/20
		XF 62°	3437 lm	2700K	**AQ445.** 01/04 15/18/20
			3461 lm	3000K	**AQ442.** 01/04 15/18/20
			3704 lm	4000K	**AQ443.** 01/04



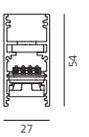

POWER OF DEVICE
POWER OF DEVICE
LUMINOUS BEAM OPENING
DEVICE LUMINOUS FLUX
LIGHT COLOR TEMPERATURE
PRODUCT CODE
DEVICE COLOR

KEY

CLASSIFICATIONS

Class I
Device in which electrical safety is provided by an additional protective conductor (earth) connected to the metal frame of the lamp.

Class II
Device in which protection against electric shocks is not provided solely by the basic insulation, but which has additional safety measures such as double or reinforced insulation.
These measures do not involve earthing devices and do not depend on the installation conditions.

Class III
Device in which protection against electric shocks is based on a safety extra-low voltage power source and in which no voltages greater than this can be generated.
A class III device does not need earth protection.

APPROVALS

ENEC certification of European conformity.

RATES

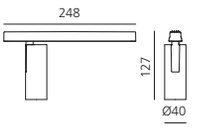

The diagrams shown in this catalogue are expressed in millimetres.

IP DEGREE OF PROTECTION

Electrical fittings are designed to prevent the intrusion and contact of solids and liquids with live parts.
Resistance to the penetration of solids and liquids is expressed by the acronym IP, followed by two digits that show the degree of protection: the first digit refers to solid bodies, the second to liquids.

First digit
0 No protection.
1 Protected against the penetration of solid bodies larger than 50 mm.
2 Protected against the penetration of solid bodies larger than 12 mm.
3 Protected against the penetration of solid bodies larger than 2.5 mm.
4 Protected against the penetration of solid bodies larger than 1 mm.
5 Protected against dust.
6 Totally dust-tight.

Second digit
0 No protection.
1 Protected against dripping water.
2 Protected against dripping water up to 15° from the vertical.
3 Protected against rain.
4 Protected against splashing water.
5 Protected against water jets.
6 Protected against waves.
7 Water-tight on immersion.
8 Water-tight on submersion.

SPECIFICATIONS FOR EGO 55 AND EGO 90 POWER SUPPLY

Number of fixtures which can be installed according to: Power, Cable section, line length

Ego 55

Code	Power	Line length	Cable 1,5 mm²	Cable 2,5 mm²	Cable 4 mm²
T409996	25W 24Vdc	10 m	13	13	13
	25W 24Vdc	50 m	13	13	13
	25W 24Vdc	100 m	13	13	13
	25W 24Vdc	150 m	12	12	13
	25W 24Vdc	200 m	11	12	13
T409998	60W 24Vdc	10 m	33	33	33
	60W 24Vdc	50 m	31	32	33
	60W 24Vdc	100 m	27	30	31
	60W 24Vdc	150 m	23	27	30
	60W 24Vdc	200 m	19	25	29
T409999	90W 24Vdc	10 m	49	50	50
	90W 24Vdc	50 m	43	46	48
	90W 24Vdc	100 m	35	42	46
	90W 24Vdc	150 m	26	37	42
	90W 24Vdc	200 m	19	31	39

Ego 90

Code	Power	Line length	Cable 1,5 mm²	Cable 2,5 mm²	Cable 4 mm²
T409996	25W 24Vdc	10 m	5	5	5
	25W 24Vdc	50 m	5	5	5
	25W 24Vdc	100 m	4	5	5
	25W 24Vdc	150 m	4	4	5
	25W 24Vdc	200 m	4	4	4
T409998	60W 24Vdc	10 m	12	12	12
	60W 24Vdc	50 m	12	12	12
	60W 24Vdc	100 m	10	11	12
	60W 24Vdc	150 m	8	10	11
	60W 24Vdc	200 m	7	9	11
T409999	90W 24Vdc	10 m	18	18	18
	90W 24Vdc	50 m	16	17	18
	90W 24Vdc	100 m	13	16	17
	90W 24Vdc	150 m	9	14	16
	90W 24Vdc	200 m	7	12	15

SPECIFICATIONS FOR REEDS IP68 AND REEDS IP68 TRIPLE POWER SUPPLY

Number of fixtures which can be installed according to: Power, Cable section, Line length

Reeds IP68

Code	Power	Line length	Cable 1,5 mm²	Cable 2,5 mm²	Cable 4 mm²
T409996	25W 24Vdc	10 m	2	2	2
	25W 24Vdc	50 m	2	2	2
	25W 24Vdc	100 m	2	2	2
	25W 24Vdc	150 m	2	2	2
	25W 24Vdc	200 m	1	2	2
T409998	60W 24Vdc	10 m	5	5	6
	60W 24Vdc	50 m	5	5	5
	60W 24Vdc	100 m	4	4	5
	60W 24Vdc	150 m	3	4	4
	60W 24Vdc	200 m	2	3	4
T409999	90W 24Vdc	10 m	8	8	8
	90W 24Vdc	50 m	7	7	8
	90W 24Vdc	100 m	5	6	7
	90W 24Vdc	150 m	3	5	6
	90W 24Vdc	200 m	2	4	5

Reeds IP68 triple

Code	Power	Line length	Cable 1,5 mm²	Cable 2,5 mm²	Cable 4 mm²
T409998	60W 24Vdc	10 m	1	1	2
	60W 24Vdc	50 m	1	1	1
	60W 24Vdc	100 m	1	1	1
	60W 24Vdc	150 m	1	1	1
	60W 24Vdc	200 m	-	1	1
T409999	90W 24Vdc	10 m	2	2	2
	90W 24Vdc	50 m	2	2	2
	90W 24Vdc	100 m	1	2	2
	90W 24Vdc	150 m	1	1	2
	90W 24Vdc	200 m	-	1	2

Max surge supported by the ballasts: 2kV.
Working temperature of the ballasts: -35°C + 50°C.
The ballasts must not be directly exposed to UV-rays.
When calculating sections/lengths, all the fixtures should supplied with power at the line end.
The IP67 connector supplied with the fixtures is suitable for sections from 1.5 to 4 mm2.
Insulation class II. Earthing is not required.

Artemide APP Intelligence Interaction Experience

Through the App, the user can control 99% of the Artemide Collection, both Design and Architectural Catalogue, ranging between different application fields through various project scenarios.

Artemide has decided to create a univocal protocol, underlining its boost towards innovation. The unique protocol can be expanded and widen, adding new functions and advanced features, linked to innovation processes, Artemide research results and patents of invention.



Design of new architectures or spaces



Renovation of architectures or spaces



Intervention in historical architectures

1. Sustainable in time	Quick and last minute system installation changes with minimum effort, following the user requests. The Artemide App allows the complexity and flexibility of a DALI protocol system without additional dedicated wiring processes.
2. Easily scalable	Adding new lighting fixtures effortlessly, both for small and large design projects, thanks to a simple reconfiguration process as a network and as settings of the App.
3. Dialogue with sensors	Possibility to combine with the use of various sensors, allowing the reduction of energy consumption (ex. movement and daylight sensor), a more accurate control of the lighting performance (ex. target point) and additional specific functions (ex. environmental quality sensor).
4. Cost effective	Energetic-wise, the Artemide App allows the reduction of energy consumption; budget-wise, the system has no need for additional specific wiring processes; time-wise, the user has the possibility to configure the system without a programmer.
5. Completely free	Free donwload from Apple and Google store
6. Effortessly use	Simplified system architecture and user interface for installation, commission and use phases. Artemide App allows both private users and professional installer to easily manage the lighting network.
7. Multimodal controls	Digital management through the App interface, the traditional control with BLL switch and voice commands thanks to the compatibility with Amazon Alexa.
8. Integrable and Interoperable	Artemide can custom communication layers of the App protocol to add Artemide lighting fixtures to other management systems.

Artemide APP ecosystem

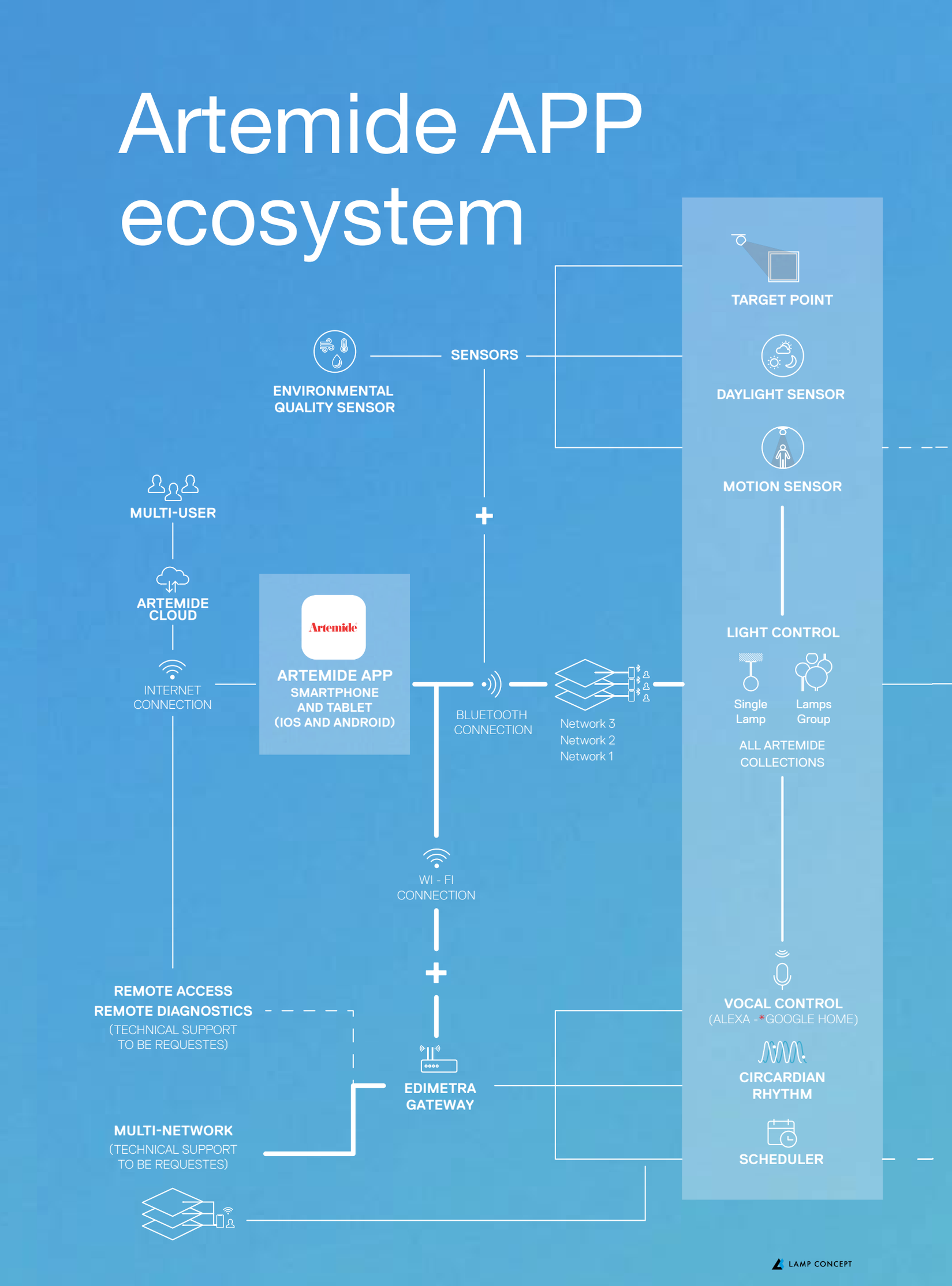

PURE EMISSIONS (1 emission)

W | TW | RGBW



PURE INTEGRALIS | WHITE- VIOLET INTEGRALIS | WHITE INTEGRALIS | VIOLET INTEGRALIS



HYBRID EMISSIONS (>1 emission)

W+W | W+TW | W+RGB | RWB



W+W+TW | W+W+RGB



PURE INTEGRALIS +W | WHITE VIOLET INTEGRALIS +W | WHITE INTEGRALIS +W



*HEAT MAPS
(TECHNICAL SUPPORT TO BE REQUESTED)

FUNCTION SELECTION AND DIMMING

BLL SWITCH

SETTING SCENE

STATIC SCENES — Relax | Creativity | Energy

DYNAMIC SCENES

Edimetra Gateway
Bridge for innovative scenarios and human light experiences

Device designed by Artemide which, by liaising with Artemide App, allows you to extend the standard functions of the Artemide App BLL wireless network with advanced features and, thanks to the presence of a radio Wi-Fi and 2.4GHz BLL radio, it allows you to connect to the internet the BLL wireless network created into Artemide App.

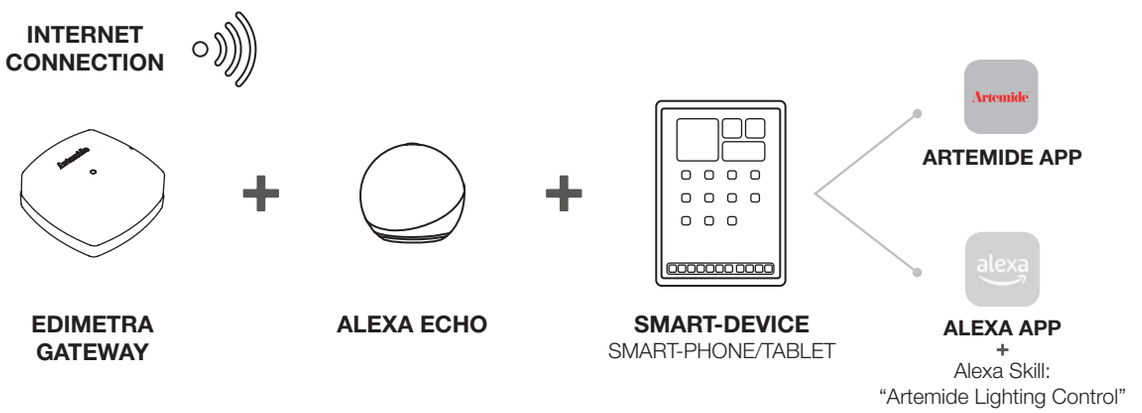


Artemide







SCHEDULING

This function allows you to turn on/off the light, dim it and recall pre-configurated scenes programmed over time. You can set minutes, hours, days of the week, months and years.
Through a simple interface you can assign commands to the groups of the network. It is applicable to simple network or multi-network settings.



VOICE CONTROL

By registering for the Amazon Alexa service, it will be possible to put in communication the Edimetra Gateway with Amazon Alexa devices, to control by voice commands the Artemide App compatible products.
Commands can be applied to different typologies of lighting fixtures as stable white, RGBW and tunable white.
The available languages are English and Italian.
Voice control of Artemide products requires, through a dedicated skill, a simple pairing between the Artemide and Amazon Alexa Apps.



CIRCADIAN RHYTHM

Starting from time and geolocation principles, the Artemide App changes the colour temperature and the intensity of artificial light to match them with natural light cycles. The geo and time location parameters are combined with human behavioural patterns divided among three representative lifestyle types to calibrate light according to the space of each individual's activities. Light modulation is suggested by light recipes that take into account all these variables going hand in hand with the freedom for the user to modify extreme temperatures and intensities, as well as to adjust the time-related light modulation.

Moving from residential applications to professional ones, a further advanced feature allowed by Edimetra Gateway is the possibility to create Heat Maps of the spaces.



HEAT MAPS
feature on demand

This function allows to map closed spaces in order to understand their occupancy over time. It can be done by installing PIR BLL motion sensors and programming the Edimetra Gateway, by uploading on Artemide App the map of the space and the position of the sensors inside it.
This feature generates information on space use working as a source of information on behaviours and a data-collection tool. Displayed on a map or with histograms summarizing the space occupancy trend in time, such data becomes a convenient source of information for retail, exhibition or public places.

EDIMETRA GATEWAY

White

01

Integrated antenna.
Included USB type C wire.
Adapter 5V 2A not included.

IP20

Edimetra Gateway

Code
DV900301APP





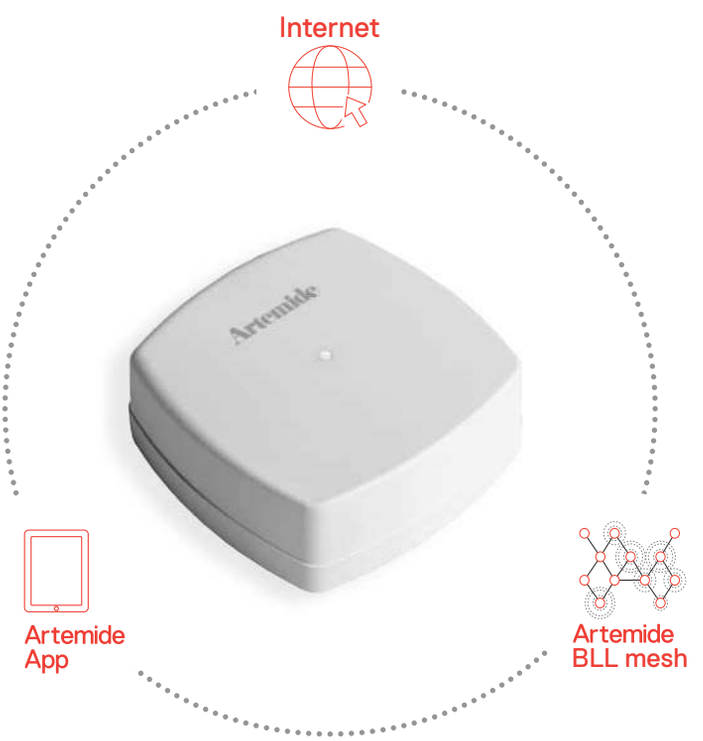

Geo-LiFi
Intelligence
Interaction
Experience





powered by GRALL

Reinventing end-user experience through intelligent scenarios / Tracking position with high precision / Delivering simple messages, images or videos / Sharing data, information and activating connections through light, beacon and GPS coordinates / It transforms simple information in added value services for space user / It creates a tool for data analytics

CONTENTS TYPE



PROTOCOLS



By using Geo-LiFi technology each lighting device emits a coded light, undetectable to the human eye, but recognized by the App through the smart-device camera and used as a trigger in order to recall the proper contents from the web thanks to the data-connection of the smart-device. Contents are stored in a web data-base (cloud) and can be implemented and updated by the administrator of the space using the admin version of the App.

Each luminaire emits continuously a unique coded signal one way to the camera (detector) of the smart-device able to receive and translate the series and timing of the VLC in a specific content.

Geo-LiFi technology now opens to an interactive way to exchange information and contents: a unique multiprotocol network combining VLC, BLE beacon and GPS coordinates for geolocalization-based information without any discontinuity, both in indoor and outdoor environments.

For contents management different solutions are available from the smart-device to the dedicated web application in order to facilitate installation and administration of Geo-LiFi projects, making possible both local and remote management and targeting of the contents according to marketing tools availability and customers desires.

Accurate communication range through VLC coded light
Also possible through BLE beacon (accuracy from 1 up to 5 m) and GPS (accuracy from 10 to 100 m)

Multilingual App (64 languages)
Automatic translation of text messages, based on smart-device setting

Targeted contents & push notification
Creation of public or targeted contents for end-users logged into the App

Analytics
Data relating the number of trigged points, trigged contents, viewed contents, type of contents and content languages

Inclusive technology
The App is in compliance with the European standard EN 301549 for digital accessibility

Geo-LiFi platform is able to generate a contextualized, real-time and tailored experience for the single user. Final user can receive automatically from the cloud general or targeted information (based on it is geo-position), creating new possible services and performances within the space.

ART & EXHIBITION



WORKPLACES

RETAIL



TRANSPORTATION

INDUSTRY



OUTDOOR

Target Point
Parametric dialogue, balanced experience

A

Through Artemide App, it is possible to choose illuminance and CCT.

B

DALI/BLL control unit up to 5 groups with multiple lighting fixtures (max. 40 per control unit)

C

Target sensor can measure, through an optical reading, the values on a surface and send data to the control unit via wireless.

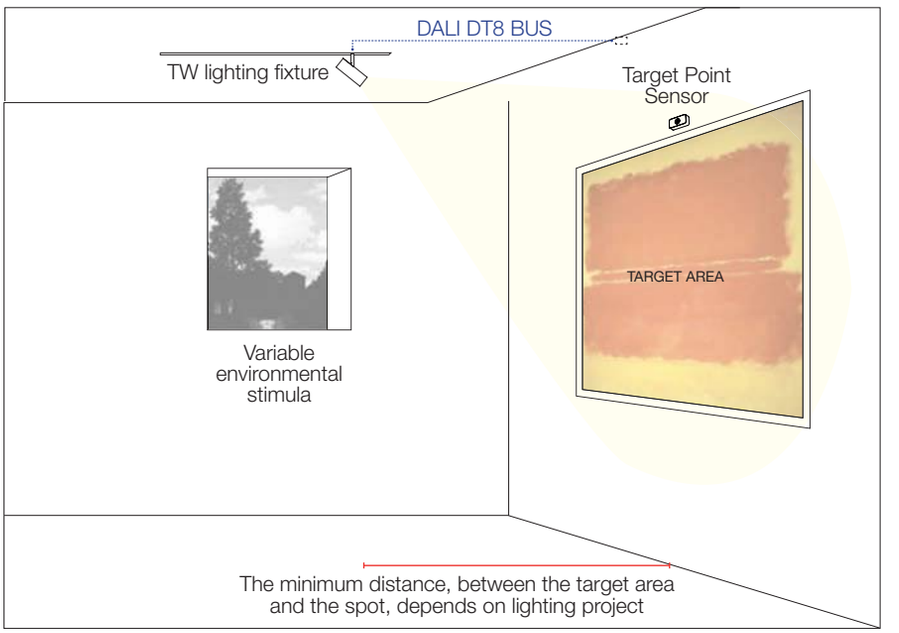

Parametric Design / Building a dialogue through light and environment / Dynamic interaction for a human light / Ensuring the right illuminance / Calibrating color temperature for a good perception / Integrating intelligent sensors, dynamic light and space

Artificial light can interact with natural and environmental phenomena according to measured parameters. Artemide Target Point is a system of Tunable White appliances and sensors that dynamically caliberates projected light on a perceptive effect of desired light within the surrounding environment.

The user has the ability to choose the correct perceptive effect of light on a target surface and, thanks to the Artemide App, can translate the setting in values of illuminance and color temperature. The innovation of the system lies in the intelligence able to read the environmental variations, which could over time alter the desired perceptual effect of light, recalibrating artificial light parameters to dynamically compensate them.

ARTEMIDE APP INTERFACE
FOR TARGET POINT

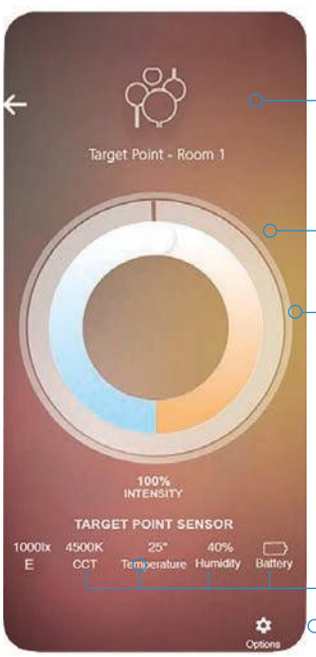

Create Target Point group
Sensor + controlled lighting fixtures

Set light intensity

Set CCT

Target values detected:
(possible to set data sending interval time - from 5s to 30s - during sensor enrollment into the App)

Illuminance, CCT, air Temperature, air Humidity, battery status

Save the preset Target

The Target Point system allows to ensure the constant illuminance and color temperature of a specific target area whatever the environment conditions.

Artemide offers a complete service that goes beyond the simple product. It combines systems with increasingly advanced performance, such as Tunable White projectors and the innovative control intelligences, that allow to respond in a more comprehensive and versatile way to projects and application needs, enhancing how spaces are experienced.

Suitable for several application fields like museums, retails, workplaces and others.

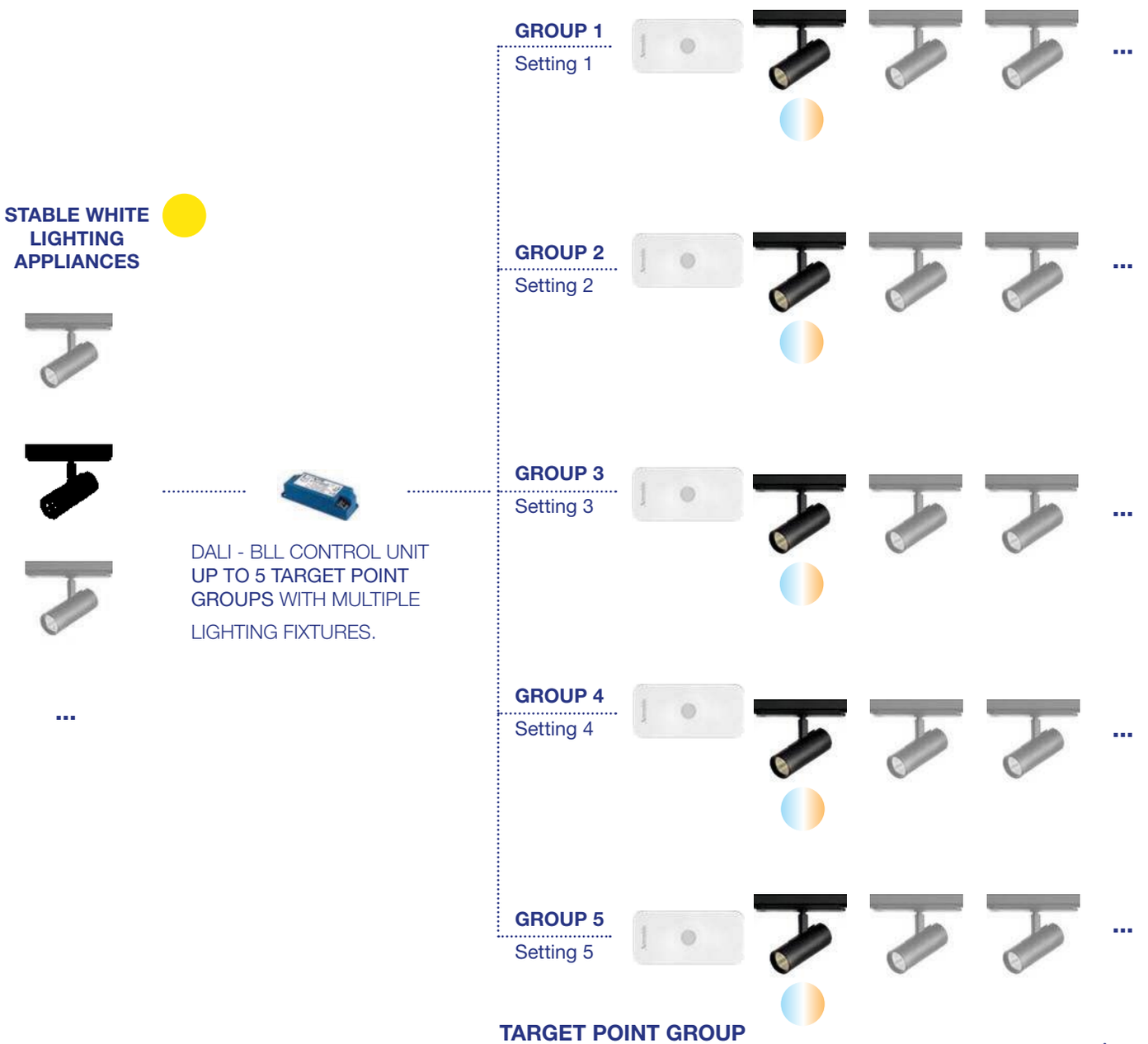

TARGET POINT SENSOR

White

01

Integrated antenna.
Integrated USB type C wire.
Adapter 5V 2A not included

IP20

	Code
Target point sensor	DV900401APP

LIGHTING PARAMETERS MEASURED

CCT (Colour correlated temperature)
Range: 2000 K - 8000 K

Illuminance
Range: 40 lx - 9900 lx

ENVIRONMENTAL PARAMETERS MEASURED

Air Humidity
Range RH: 20% - 80%

Air Temperature
Range: 0 - 40 °C

USB type C port
Rechargeable Li-Po battery
Charging time: 3h
Up to 7 months battery life



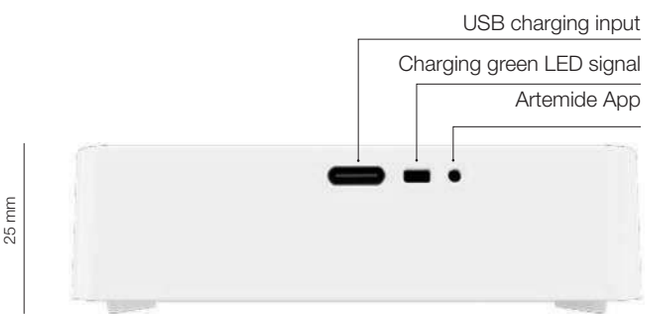

	Code
BII-Dali Interface	DV1054APP

NOTES

NOTES

NOTES

NOTES

© Artemide S.p.A.

Image editing
and 3D visualization
Giona Andreani
Simone Fantoni
Alessandro Peccati

Still lifes
Pierpaolo Ferrari
Jean Pierre Maurer
Manuel Maurer
Gio Pini
Federico Villa
Miro Zagnoli
Michele Nastasi

Prepress
Actualtype s.r.l.

Press
Rotolito Lombarda

Compasso D'oro
1967-1989-1994-2004 -2018

Winner European
Design Prize '97

Artemide S.p.A.
reserves the right to change, at any time
and without prior warning, the technical
specifications of any product illustrated
in this catalogue.



LAMP CONCEPT

LIGHTING

Avenue du Grand-Champsec 12
CH-1950 Sion

+41 27 565 59 00
Info@lamp-concept.ch
www.lamp-concept.ch

artemide