Professional

LAMP CONCEPT
LIGHTING

ARKOSLIGHT

LAMP CONCEPT

LIGHTING

ARKOSLIGHT

THE 2026 PROFESSIONAL COLLECTION

















Carbon Neutral Company / EcoVadis Bronze Medal / Environmental Product Declarations / ISO 14001 Certification / Minimalism and eco-design applied to the collection / Implementation of photovoltaic panels at the headquarters (100 kWp) / Elimination of plastic in packaging / Social employment companies as part of the productive workforce

The Light of a Conscious Future

ES_En Arkoslight la sostenibilidad se ubica ineludiblemente en el centro: sensibilizados con el cuidado del medioambiente y conscientes de la necesidad de contribuir al bienestar social. 2026 viene marcado por hitos especialmente relevantes y la consolidación de una estrategia trazada desde hace más de quince años. **EN**_At Arkoslight, sustainability is unavoidably at the centre of everything we do. We are committed to caring for the environment and aware of the need to contribute to social well-being. 2026 is marked by particularly significant milestones and the consolidation of a strategy that has been in place for more than fifteen years. **FR**_Chez Arkoslight, la durabilité occupe une place centrale : nous sommes sensibilisés à la protection de l'environnement et conscients de la nécessité de contribuer au bien-être social. L'année 2026 est marquée par des étapes particulièrement importantes et la consolidation d'une stratégie élaborée il y a plus de quinze ans. **IT**_In Arkoslight la sostenibilità si colloca inevitabilmente al centro: sensibilizzati alla tutela dell'ambiente e consapevoli della necessità di contribuire al benessere sociale. Il 2026 è segnato da traguardi particolarmente rilevanti e dal consolidamento di una strategia definita da oltre quindici anni. **DE**_Bei Arkoslight steht Nachhaltigkeit unweigerlich im Mittelpunkt: geprägt von einem starken Umweltbewusstsein und dem klaren Verständnis, aktiv zum sozialen Wohlbefinden beitragen zu müssen. Das Jahr 2026 ist von besonders relevanten Meilensteinen gekennzeichnet und steht für die Konsolidierung einer Strategie, die seit mehr als fünfzehn Jahren verfolgt wird.

Novelties


01


03


04


05


02


06


07


08


09


10


11


12


13

N **INDOOR** / **01**_NANO P.38 / **02**_BUDDY L P.50 / **03**_COCO M RECESSED P.111 · COCO M SURFACE P.133 · COCO M 48V P.242 · COCO M 3L P.282 / **04**_ MAGNETIC 24V MICRO SHAPER P.104 · MICRO SHAPER 24V P.233 / **05**_TRAY P.168 / **06**_ZENIT P.176 / **07**_ENSO P.198 / **08**_REC ASYMMETRIC P.203 / **09**_BLACK FOSTER CUSTOM SYSTEM COCO & FIT35 MODULES P.304 / **10**_DIVI P.314

OUTDOOR / **11**_PUCK OUTDOOR P.330 / **12**_MR BEAM P.328 / **13**_SLIM MINI P.332

CEILING RECESSED


BLACK FOSTER_10


SHOT LIGHT_24


NANO_38


LENS LIGHT_42


BUDDY_44

SWAP_54


POINTER_65


LEX_66

DUOMO_72

PUCK RECESSED_73


ALASKA TRIMLESS_74

OLYMPIA_76


DEEP_77


DROP_78


STRAM_80

FOX_82

MIX_83

MADISON_84

QUAD_85


ESSENTIALS_86


TWIST_89


ORBITAL_90


WELLIT_92


HUBBLE_95


HIDDEN_96


POP UP_97


MAGNETIC SYSTEM_98


SIX RECESSED_106


FIT RECESSED_108


PLUS RECESSED_109


COCO RECESSED_110


FLIP RECESSED_113

SURFACE


BLACK FOSTER SURFACE_117


SHOT LIGHT SURFACE_122

SCOPE SURFACE_125

TOP_126


PUCK_128


STRAM SURFACE_129

VOLA_130


SKY_130

FIFTY + SURFACE_131

COCO SURFACE_133

FLIP SURFACE_135

FIT SURFACE_136

iO SURFACE_138

ZEN TUBE SURFACE_139

SUSPENSION

LOOP_142

ART_148

ART CHANDELIER_158

WARP_160

DUNE_164

TRAY_168

HEY JOE_172

ALASKA_174

ZENIT_176

PIPE_180

SCOPE_181

STICK_182

HOLLY_183

SPIN_184

VOLA SUSPENSION_185

SALT_186

BLACK FOSTER SUSPENSION_189

FIFTY + SUSPENSION_190

LINE SUSPENSION_192

SLIMGOT_195

WALL

ENSO_198

REC_200

LIP_205

AURAE_205

RHINO_206

WALLY_207

TABLE & FLOOR

YORU_210

YORU BIG_211

STANDUP_214

UP_217

BLACK FOSTER MICRO 24V_226

ALASKA 24V_227

TOP MICRO 24V_227

PLUS MICRO 24V_228

SIX XS 24V_228

LINE MICRO 24V_229

iO MICRO 24V_229

FIT 24V_230

STICK 22 24V_231

MICRO SHAPER 24V_233

TRACK 48V_234

COCO 48V_242

SIX 48V_246

FIT 48V_249

PLUS 48V_255

iO 48V_256

FLIP 48V_257

ZEN TUBE 48V_258

BLACK FOSTER 48V_259

LINE 48V_261

PUCK S 48V_262

WIZ 48V_263

TOP 48V_264

STICK 48V_266

HOLLY 48V_267

SPIN 48V_268

DUNE 35 48V_269

TRACK 1L_270

iO_274

PLUS MINI 1L_275

FIT 65 1L_275

TRACK 3L_276

SIX_280

COCO M_282

FIT_283

PLUS_284

ZEN TUBE_286

THOR_287

CUSTOM SYSTEMS

FANCY SHAPE

TOP FANCY SHAPE_292

STICK FANCY SHAPE_293

ALASKA FANCY SHAPE_294

SPIN FANCY SHAPE_298

HOLLY FANCY SHAPE_299

BLACK FOSTER CUSTOM SYSTEMS

BLACK FOSTER_300

BLACK FOSTER MICRO_311

OTHER CUSTOM SYSTEMS

OUTDOOR

DIVI_314

BRIGHT LINE_318

FIFTY + CUSTOM_321

REC OUTDOOR_326

MR BEAM_328

PUCK OUTDOOR_330

SLIM_332

SKIP_335

YORU SPIKE_336

FLASH_339

STEP_340

DARK_343

LARK & ACCESSORIES

LED STRIP_350

LARK-111_354

LARK_355

TRIMLESS ACCESSORIES_356

WIRE TRIMLESS_358

TRACK LIGHTS

MINIMAL TRACK_220

LINE MICRO 24V_229

iO MICRO 24V_229

TRACK 48V_234

COCO 48V_242

SIX 48V_246

FIT 48V_249

ZEN TUBE 48V_258

BLACK FOSTER 48V_259

LINE 48V_261

PUCK S 48V_262

HOLLY 48V_267

SPIN 48V_268

DUNE 35 48V_269

TRACK 1L_270

TRACK 3L_276

SIX_280

COCO M_282

FIT_283

LAMP CONCEPT
LIGHTING



Casacuberta Offices, Barcelona (Spain) | Francesc Rifé Studio | Photo: Javier Márquez

CEILING RECESSED

Black Foster 10 / Shot Light 24 / Nano 38 / Lens Light 42 / Buddy 44 / Swap 54 / Pointer 65 / Lex 66 / Duomo 72 / Puck Recessed 73 / Alaska Trimless 74 / Olympia 76 / Deep 77 / Drop 78 / Stram 80 / Fox 82 / Mix 83 / Madison 84 / Quad 85 / Essentials 86 / Twist 89 / Orbital 90 / Wellit 92 / Hubble 95 / Hidden 96 / Pop Up 97 / Magnetic System 98 / Six Recessed 106 / Fit Recessed 108 / Plus Recessed 109 / Coco Recessed 110 / Flip Recessed 113

Black Foster

Rubén Saldaña

Extended Family / Black Foster Surface_117 / Black Foster Suspension_189 / Black Foster Micro 24V_226 / Black Foster 48V_259 / Black Foster Custom System_300



		P	CCT	I	Flux	LOR
BLACK FOSTER MICRO **Recessed 3**	**A414-10- -0- | N | W |**	4,2W	2700K	500mA	465 lm	87%
	A414-10- -1- | N | W |	4,2W	3000K	500mA	480 lm	87%
	A414-10- -3- | N | W |	4,2W	3500K	500mA	495 lm	87%
	A414-10- -2- | N | W |	4,2W	4000K	500mA	510 lm	87%

220 240 V~ | **IP**20 | CRI>90 | L90B10 > 60.000 h

MacAdam Step 3 | OPTIONS* | INCL | 24 X 60 | UGR <19 | 37°



		P	CCT	I	Flux	LOR
BLACK FOSTER MICRO **Recessed 2x2**	**A414-30- -0- | N | W |**	5,6W	2700K	500mA	620 lm	87%
	A414-30- -1- | N | W |	5,6W	3000K	500mA	640 lm	87%
	A414-30- -3- | N | W |	5,6W	3500K	500mA	660 lm	87%
	A414-30- -2- | N | W |	5,6W	4000K	500mA	680 lm	87%

220 240 V~ | **IP**20 | CRI>90 | L90B10 > 60.000 h

MacAdam Step 3 | OPTIONS* | INCL | 42 X 42 | UGR <19 | 37°



		P	CCT	I	Flux	LOR
BLACK FOSTER MICRO **Recessed 5**	**A414-20- -0- | N | W |**	7W	2700K	500mA	775 lm	87%
	A414-20- -1- | N | W |	7W	3000K	500mA	800 lm	87%
	A414-20- -3- | N | W |	7W	3500K	500mA	825 lm	87%
	A414-20- -2- | N | W |	7W	4000K	500mA	850 lm	87%

220 240 V~ | **IP**20 | CRI>90 | L90B10 > 60.000 h

MacAdam Step 3 | OPTIONS* | INCL | 24 X 96 | UGR <19 | 37°



		P	CCT	I	Flux	LOR
BLACK FOSTER MICRO **Recessed 3x3**	**A414-40- -0- | N | W |**	12,6W	2700K	500mA	1395 lm	87%
	A414-40- -1- | N | W |	12,6W	3000K	500mA	1440 lm	87%
	A414-40- -3- | N | W |	12,6W	3500K	500mA	1485 lm	87%
	A414-40- -2- | N | W |	12,6W	4000K	500mA	1530 lm	87%

220 240 V~ | **IP**20 | CRI>90 | L90B10 > 60.000 h

MacAdam Step 3 | OPTIONS* | INCL | 60 X 60 | UGR <19 | 37°



		P	CCT	I	Flux	LOR
BLACK FOSTER MICRO **Recessed 10**	**A414-50- -0- | N | W |**	14W	2700K	500mA	1550 lm	87%
	A414-50- -1- | N | W |	14W	3000K	500mA	1600 lm	87%
	A414-50- -3- | N | W |	14W	3500K	500mA	1650 lm	87%
	A414-50- -2- | N | W |	14W	4000K	500mA	1700 lm	87%

220 240 V~ | **IP**20 | CRI>90 | L90B10 > 60.000 h

MacAdam Step 3 | OPTIONS* | INCL | 24 X 187 | UGR <19 | 37°

FINISHING	Body	Lampshade
N	N ■	N ■
W	W □	CR ▮

	OPTIONS*
1	No DIM
2	DIM DALI
3	DIM PUSH
5	DIM Phase Cut**

** NOT AVAILABLE FOR BLACK FOSTER MICRO RECESSED 3 | OTHER DIM OPTIONS PLEASE CONSULT



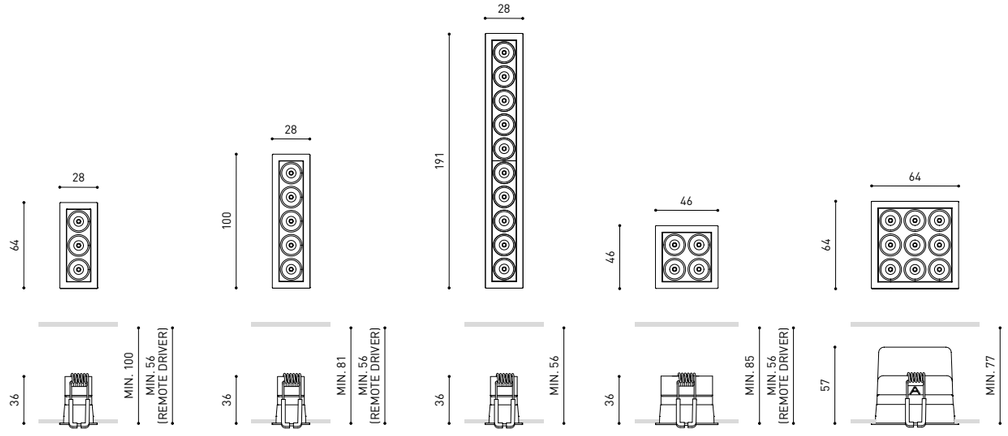

COLOUR | N ■ | W ▮ | MATERIAL | AL | ABS+PC | RAL ⓘ » 392

» 370

COLOUR | N ■ | W ▮ | MATERIAL | AL | ABS+PC | RAL ⓘ » 392

» 370

Black Foster

THE INVISIBLE BLACK



			P	CCT	Beam	I	Flux	LOR
BLACK FOSTER Recessed 1	A319-10-	-0- | N | WN | NMG |	2,1W	2700K	38°	700mA	190 lm	92%
	A319-10-	-1- | N | WN | NMG |	2,1W	3000K	38°	700mA	210 lm	92%
	A319-10-	-3- | N | WN | NMG |	2,1W	3500K	38°	700mA	230 lm	92%
	A319-10-	-2- | N | WN | NMG |	2,1W	4000K	38°	700mA	250 lm	92%
	A319-11-	-0- | N | WN | NMG |	2,1W	2700K	19°	700mA	190 lm	90%
	A319-11-	-1- | N | WN | NMG |	2,1W	3000K	19°	700mA	210 lm	90%
	A319-11-	-3- | N | WN | NMG |	2,1W	3500K	19°	700mA	230 lm	90%
	A319-11-	-2- | N | WN | NMG |	2,1W	4000K	19°	700mA	250 lm	90%
BLACK FOSTER Recessed 1 IP54	A546-10-	-0- | N | WN | NMG | W |	2,1W	2700K	38°	700mA	190 lm	86%
	A546-10-	-1- | N | WN | NMG | W |	2,1W	3000K	38°	700mA	210 lm	86%
	A546-10-	-3- | N | WN | NMG | W |	2,1W	3500K	38°	700mA	230 lm	86%
	A546-10-	-2- | N | WN | NMG | W |	2,1W	4000K	38°	700mA	250 lm	86%

220 240 V~ | IP20 | IP54 | CRI>90 | L90B10 > 102.000 h

MacAdam Step 3 | OPTIONS* | INCL | 50 X 50 | UGR <19 | 38° / 19°



			P	CCT	Beam	I	Flux	LOR
BLACK FOSTER Recessed 2	A319-20-	-0- | N | WN | NMG |	4,2W	2700K	38°	700mA	380 lm	92%
	A319-20-	-1- | N | WN | NMG |	4,2W	3000K	38°	700mA	420 lm	92%
	A319-20-	-3- | N | WN | NMG |	4,2W	3500K	38°	700mA	460 lm	92%
	A319-20-	-2- | N | WN | NMG |	4,2W	4000K	38°	700mA	500 lm	92%
	A319-21-	-0- | N | WN | NMG |	4,2W	2700K	19°	700mA	380 lm	90%
	A319-21-	-1- | N | WN | NMG |	4,2W	3000K	19°	700mA	420 lm	90%
	A319-21-	-3- | N | WN | NMG |	4,2W	3500K	19°	700mA	460 lm	90%
	A319-21-	-2- | N | WN | NMG |	4,2W	4000K	19°	700mA	500 lm	90%
BLACK FOSTER Recessed 2 IP54	A546-20-	-0- | N | WN | NMG | W |	4,2W	2700K	38°	700mA	380 lm	86%
	A546-20-	-1- | N | WN | NMG | W |	4,2W	3000K	38°	700mA	420 lm	86%
	A546-20-	-3- | N | WN | NMG | W |	4,2W	3500K	38°	700mA	460 lm	86%
	A546-20-	-2- | N | WN | NMG | W |	4,2W	4000K	38°	700mA	500 lm	86%

220 240 V~ | IP20 | IP54 | CRI>90 | L90B10 > 102.000 h

MacAdam Step 3 | OPTIONS* | INCL | 50 X 93 | UGR <19 | 38° / 19°

COLOUR | N ■ | W □ | WN ■□ | NMG ■■ | MATERIAL | AL | ABS+PC | RAL » 392

COLOURS MAY AFFECT THE LIGHTING PARAMETERS
"THE INVISIBLE BLACK" IS ONLY AVAILABLE FOR N, WN & NMG COLOURS

» 370



			P	CCT	Beam	I	Flux	LOR
BLACK FOSTER Recessed 3	A319-30-	-0- | N | WN | NMG |	6,3W	2700K	38°	700mA	570 lm	92%
	A319-30-	-1- | N | WN | NMG |	6,3W	3000K	38°	700mA	630 lm	92%
	A319-30-	-3- | N | WN | NMG |	6,3W	3500K	38°	700mA	690 lm	92%
	A319-30-	-2- | N | WN | NMG |	6,3W	4000K	38°	700mA	750 lm	92%
	A319-31-	-0- | N | WN | NMG |	6,3W	2700K	19°	700mA	570 lm	90%
	A319-31-	-1- | N | WN | NMG |	6,3W	3000K	19°	700mA	630 lm	90%
	A319-31-	-3- | N | WN | NMG |	6,3W	3500K	19°	700mA	690 lm	90%
	A319-31-	-2- | N | WN | NMG |	6,3W	4000K	19°	700mA	750 lm	90%
BLACK FOSTER Recessed 3 IP54	A546-30-	-0- | N | WN | NMG | W |	6,3W	2700K	38°	700mA	570 lm	86%
	A546-30-	-1- | N | WN | NMG | W |	6,3W	3000K	38°	700mA	630 lm	86%
	A546-30-	-3- | N | WN | NMG | W |	6,3W	3500K	38°	700mA	690 lm	86%
	A546-30-	-2- | N | WN | NMG | W |	6,3W	4000K	38°	700mA	750 lm	86%

220 240 V~ | IP20 | IP54 | CRI>90 | L90B10 > 102.000 h

MacAdam Step 3 | OPTIONS* | INCL | 50 X 136 | UGR <19 | 38° / 19°









	*OPTIONS
1	No DIM
2	DIM Push
4	DIM DALI
5	DIM Phase Cut**

FINISHING	Body	Lampshade
N	N ■	N ■
WN	W □	N ■
NMG	N ■	MG ■
W	W □	W □

** NOT AVAILABLE FOR BLACK FOSTER RECESSED 1 | OTHER DIM OPTIONS PLEASE CONSULT

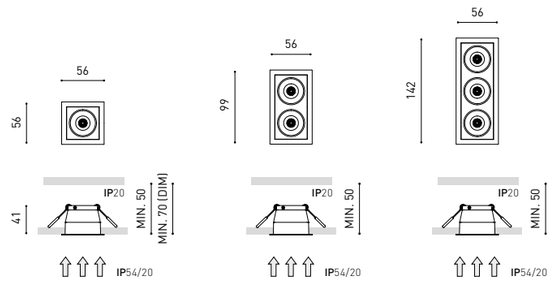

COLOUR | N ■ | W □ | WN ■□ | NMG ■■ | MATERIAL | AL | ABS+PC | RAL » 392

COLOURS MAY AFFECT THE LIGHTING PARAMETERS
"THE INVISIBLE BLACK" IS ONLY AVAILABLE FOR N, WN & NMG COLOURS

» 370

Black Foster



		P	CCT	Beam	I	Flux	LOR
BLACK FOSTER Recessed 5	A319-40- ◎ -0- | N | WN | NMG |	10,5W	2700K	38°	700mA	950 lm	92%
	A319-40- ◎ -1- | N | WN | NMG |	10,5W	3000K	38°	700mA	1050 lm	92%
	A319-40- ◎ -3- | N | WN | NMG |	10,5W	3500K	38°	700mA	1150 lm	92%
	A319-40- ◎ -2- | N | WN | NMG |	10,5W	4000K	38°	700mA	1250 lm	92%
	A319-41- ◎ -0- | N | WN | NMG |	10,5W	2700K	19°	700mA	950 lm	90%
	A319-41- ◎ -1- | N | WN | NMG |	10,5W	3000K	19°	700mA	1050 lm	90%
	A319-41- ◎ -3- | N | WN | NMG |	10,5W	3500K	19°	700mA	1150 lm	90%
	A319-41- ◎ -2- | N | WN | NMG |	10,5W	4000K	19°	700mA	1250 lm	90%
BLACK FOSTER Recessed 5 IP54	A546-40- ◎ -0- | N | WN | NMG | W |	10,5W	2700K	38°	700mA	950 lm	86%
	A546-40- ◎ -1- | N | WN | NMG | W |	10,5W	3000K	38°	700mA	1050 lm	86%
	A546-40- ◎ -3- | N | WN | NMG | W |	10,5W	3500K	38°	700mA	1150 lm	86%
	A546-40- ◎ -2- | N | WN | NMG | W |	10,5W	4000K	38°	700mA	1250 lm	86%

220 240 V~ | IP20 | IP54 | CRI>90 | L90B10 > 102.000 h

MacAdam Step 3 | OPTIONS* | INCL | 50 X 222 | UGR <19 | 38° / 19°



		P	CCT	Beam	I	Flux	LOR
BLACK FOSTER Recessed 2x2	A319-50- ◎ -0- | N | WN |	8,4W	2700K	38°	700mA	760 lm	92%
	A319-50- ◎ -1- | N | WN |	8,4W	3000K	38°	700mA	840 lm	92%
	A319-50- ◎ -3- | N | WN |	8,4W	3500K	38°	700mA	920 lm	92%
	A319-50- ◎ -2- | N | WN |	8,4W	4000K	38°	700mA	1000 lm	92%
	A319-51- ◎ -0- | N | WN |	8,4W	2700K	19°	700mA	760 lm	90%
	A319-51- ◎ -1- | N | WN |	8,4W	3000K	19°	700mA	840 lm	90%
	A319-51- ◎ -3- | N | WN |	8,4W	3500K	19°	700mA	920 lm	90%
	A319-51- ◎ -2- | N | WN |	8,4W	4000K	19°	700mA	1000 lm	90%
BLACK FOSTER Recessed 2x2 IP54	A546-50- ◎ -0- | N | WN | W |	8,4W	2700K	38°	700mA	760 lm	86%
	A546-50- ◎ -1- | N | WN | W |	8,4W	3000K	38°	700mA	840 lm	86%
	A546-50- ◎ -3- | N | WN | W |	8,4W	3500K	38°	700mA	920 lm	86%
	A546-50- ◎ -2- | N | WN | W |	8,4W	4000K	38°	700mA	1000 lm	86%

220 240 V~ | IP20 | IP54 | CRI>90 | L90B10 > 102.000 h

MacAdam Step 3 | OPTIONS* | INCL | 93 X 93 | UGR <19 | 38° / 19°

COLOUR | N ■ | W □ | WN ■□ | NMG ■■ | MATERIAL | AL | ABS+PC | RAL ⓘ » 392

COLOURS MAY AFFECT THE LIGHTING PARAMETERS
"THE INVISIBLE BLACK" IS ONLY AVAILABLE FOR N, WN & NMG COLOURS

& » 370



		P	CCT	Beam	I	Flux	LOR
BLACK FOSTER Recessed 10	A319-60- ◎ -0- | NT | WT | NTMG | WTW |	21W	2700K	38°	700mA	1900 lm	92%
	A319-60- ◎ -1- | NT | WT | NTMG | WTW |	21W	3000K	38°	700mA	2100 lm	92%
	A319-60- ◎ -3- | NT | WT | NTMG | WTW |	21W	3500K	38°	700mA	2300 lm	92%
	A319-60- ◎ -2- | NT | WT | NTMG | WTW |	21W	4000K	38°	700mA	2500 lm	92%
	A319-61- ◎ -0- | NT | WT | NTMG |	21W	2700K	19°	700mA	1900 lm	90%
	A319-61- ◎ -1- | NT | WT | NTMG |	21W	3000K	19°	700mA	2100 lm	90%
	A319-61- ◎ -3- | NT | WT | NTMG |	21W	3500K	19°	700mA	2300 lm	90%
	A319-61- ◎ -2- | NT | WT | NTMG |	21W	4000K	19°	700mA	2500 lm	90%

220 240 V~ | IP20 | CRI>90 | L90B10 > 102.000 h

MacAdam Step 3 | OPTIONS* | INCL | 50 X 440 | UGR <19 | 38° / 19°

◎	*OPTIONS
1	No DIM
2	DIM Push
4	DIM DALI
5	DIM Phase Cut

FINISHING	Body	Lampshade
N	N ■	N ■
WN	W □	N ■
NMG	N ■	MG ■
W	W □	W □
NT	NT ■	N ■
WT	WT □	N ■
NTMG	NT ■	MG ■
WTW	WT □	W □

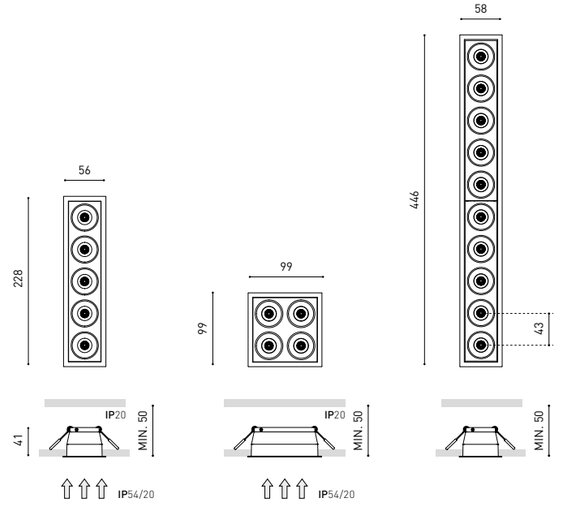

COLOUR | NT ■ | WT ■□ | NTMG ■■ | WTW □ | MATERIAL | AL | ABS+PC | RAL ⓘ » 392

COLOURS MAY AFFECT THE LIGHTING PARAMETERS
"THE INVISIBLE BLACK" IS ONLY AVAILABLE FOR N, WN & NMG COLOURS

& » 370

Black Foster



		P	CCT	I	Flux	LOR
BLACK FOSTER **Asymmetric Recessed 2**	**A374-20-** ◎ **-0- | N | WN |**	4,2W	2700K	700mA	380 lm	90%
	A374-20- ◎ **-1- | N | WN |**	4,2W	3000K	700mA	420 lm	90%
	A374-20- ◎ **-3- | N | WN |**	4,2W	3500K	700mA	460 lm	90%
	A374-20- ◎ **-2- | N | WN |**	4,2W	4000K	700mA	500 lm	90%

220 240 V~ | **IP**20 | CRI>90 | L90B10 >102.000 h

MacAdam Step 3 | OPTIONS* | INCL | 50 X 93 | 38°



		P	CCT	I	Flux	LOR
BLACK FOSTER **Asymmetric Recessed 3**	**A374-30-** ◎ **-0- | N | WN |**	6,3W	2700K	700mA	570 lm	90%
	A374-30- ◎ **-1- | N | WN |**	6,3W	3000K	700mA	630 lm	90%
	A374-30- ◎ **-3- | N | WN |**	6,3W	3500K	700mA	690 lm	90%
	A374-30- ◎ **-2- | N | WN |**	6,3W	4000K	700mA	750 lm	90%

220 240 V~ | **IP**20 | CRI>90 | L90B10 >102.000 h

MacAdam Step 3 | OPTIONS* | INCL | 50 X 136 | 38°



		P	CCT	I	Flux	LOR
BLACK FOSTER **Asymmetric Recessed 5**	**A374-40-** ◎ **-0- | N | WN |**	10,5W	2700K	700mA	950 lm	90%
	A374-40- ◎ **-1- | N | WN |**	10,5W	3000K	700mA	1050 lm	90%
	A374-40- ◎ **-3- | N | WN |**	10,5W	3500K	700mA	1150 lm	90%
	A374-40- ◎ **-2- | N | WN |**	10,5W	4000K	700mA	1250 lm	90%

220 240 V~ | **IP**20 | CRI>90 | L90B10 >102.000 h

MacAdam Step 3 | OPTIONS* | INCL | 50 X 222 | 38°

◎	*OPTIONS
1	No DIM
2	DIM Push
4	DIM DALI
5	DIM Phase Cut

OTHER DIM OPTIONS PLEASE CONSULT

FINISHING	Body	Lampshade
N	N ■	N ■
WN	W □	N ■

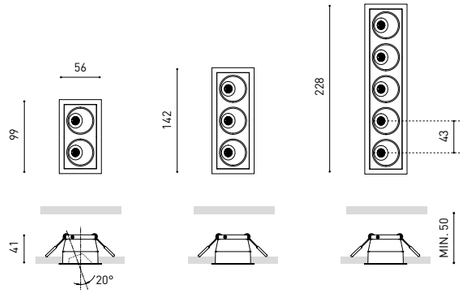

COLOUR | **N** ■ | **WN** ■□ | MATERIAL | **AL** | **ABS+PC** | RAL ⓘ » 392

» 370



		P	CCT	Beam	I	Flux	LOR
BLACK FOSTER **Tilt 5**	**A479-40-** ◎ **-0- | NT | WT | NTMG | WTW |**	10,5W	2700K	38°	700mA	950 lm	92%
	A479-40- ◎ **-1- | NT | WT | NTMG | WTW |**	10,5W	3000K	38°	700mA	1050 lm	92%
	A479-40- ◎ **-3- | NT | WT | NTMG | WTW |**	10,5W	3500K	38°	700mA	1150 lm	92%
	A479-40- ◎ **-2- | NT | WT | NTMG | WTW |**	10,5W	4000K	38°	700mA	1250 lm	92%
	A479-41- ◎ **-0- | NT | WT | NTMG |**	10,5W	2700K	19°	700mA	950 lm	90%
	A479-41- ◎ **-1- | NT | WT | NTMG |**	10,5W	3000K	19°	700mA	1050 lm	90%
	A479-41- ◎ **-3- | NT | WT | NTMG |**	10,5W	3500K	19°	700mA	1150 lm	90%
	A479-41- ◎ **-2- | NT | WT | NTMG |**	10,5W	4000K	19°	700mA	1250 lm	90%

220 240 V~ | **IP**20 | CRI>90 | L90B10 >102.000 h

MacAdam Step 3 | OPTIONS* | INCL | 70 X 235 | 30° | 38° / 19°

◎	*OPTIONS
1	No DIM
2	DIM DALI
3	DIM Push
5	DIM Phase Cut

OTHER DIM OPTIONS PLEASE CONSULT

FINISHING	Body	Tilt Profile	Lampshade
NT	NT ■	NT ■	N ■
WT	WT □	WT □	N ■
NTMG	NT ■	NT ■	MG ■
WTW	WT □	WT □	W □



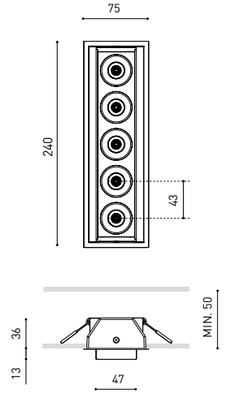



COLOUR | **NT** ■ | **WT** □ | **NTMG** ■■ | **WTW** □□ | MATERIAL | **AL** | **ABS+PC** | RAL ⓘ » 392

COLOURS MAY AFFECT THE LIGHTING PARAMETERS
"THE INVISIBLE BLACK" IS ONLY AVAILABLE FOR N, WT & NTMG COLOURS

» 370

Black Foster











		P	CCT	Beam	I	Flux	LOR
BLACK FOSTER Trimless 2	A558-20- ⓒ -0- | N | W | NMG |	4,2W	2700K	38°	700mA	380 lm	92%
	A558-20- ⓒ -1- | N | W | NMG |	4,2W	3000K	38°	700mA	420 lm	92%
	A558-20- ⓒ -3- | N | W | NMG |	4,2W	3500K	38°	700mA	460 lm	92%
	A558-20- ⓒ -2- | N | W | NMG |	4,2W	4000K	38°	700mA	500 lm	92%
	A558-21- ⓒ -0- | N | NMG |	4,2W	2700K	19°	700mA	380 lm	90%
	A558-21- ⓒ -1- | N | NMG |	4,2W	3000K	19°	700mA	420 lm	90%
	A558-21- ⓒ -3- | N | NMG |	4,2W	3500K	19°	700mA	460 lm	90%
	A558-21- ⓒ -2- | N | NMG |	4,2W	4000K	19°	700mA	500 lm	90%
BLACK FOSTER Trimless 3	A558-30- ⓒ -0- | N | W | NMG |	6,3W	2700K	38°	700mA	570 lm	92%
	A558-30- ⓒ -1- | N | W | NMG |	6,3W	3000K	38°	700mA	630 lm	92%
	A558-30- ⓒ -3- | N | W | NMG |	6,3W	3500K	38°	700mA	690 lm	92%
	A558-30- ⓒ -2- | N | W | NMG |	6,3W	4000K	38°	700mA	750 lm	92%
	A558-31- ⓒ -0- | N | NMG |	6,3W	2700K	19°	700mA	570 lm	90%
	A558-31- ⓒ -1- | N | NMG |	6,3W	3000K	19°	700mA	630 lm	90%
	A558-31- ⓒ -3- | N | NMG |	6,3W	3500K	19°	700mA	690 lm	90%
	A558-31- ⓒ -2- | N | NMG |	6,3W	4000K	19°	700mA	750 lm	90%
BLACK FOSTER Trimless 5	A558-40- ⓒ -0- | N | W | NMG |	10,5W	2700K	38°	700mA	950 lm	92%
	A558-40- ⓒ -1- | N | W | NMG |	10,5W	3000K	38°	700mA	1050 lm	92%
	A558-40- ⓒ -3- | N | W | NMG |	10,5W	3500K	38°	700mA	1150 lm	92%
	A558-40- ⓒ -2- | N | W | NMG |	10,5W	4000K	38°	700mA	1250 lm	92%
	A558-41- ⓒ -0- | N | NMG |	10,5W	2700K	19°	700mA	950 lm	90%
	A558-41- ⓒ -1- | N | NMG |	10,5W	3000K	19°	700mA	1050 lm	90%
	A558-41- ⓒ -3- | N | NMG |	10,5W	3500K	19°	700mA	1150 lm	90%
	A558-41- ⓒ -2- | N | NMG |	10,5W	4000K	19°	700mA	1250 lm	90%
BLACK FOSTER Trimless 10	A558-50- ⓒ -0- | N | W | NMG |	21W	2700K	38°	700mA	1900 lm	92%
	A558-50- ⓒ -1- | N | W | NMG |	21W	3000K	38°	700mA	2100 lm	92%
	A558-50- ⓒ -3- | N | W | NMG |	21W	3500K	38°	700mA	2300 lm	92%
	A558-50- ⓒ -2- | N | W | NMG |	21W	4000K	38°	700mA	2500 lm	92%
	A558-51- ⓒ -0- | N | NMG |	21W	2700K	19°	700mA	1900 lm	90%
	A558-51- ⓒ -1- | N | NMG |	21W	3000K	19°	700mA	2100 lm	90%
	A558-51- ⓒ -3- | N | NMG |	21W	3500K	19°	700mA	2300 lm	90%
	A558-51- ⓒ -2- | N | NMG |	21W	4000K	19°	700mA	2500 lm	90%
BLACK FOSTER Trimless 15	A558-60- ⓒ -0- | N | W | NMG |	31,5W	2700K	38°	700mA	2850 lm	92%
	A558-60- ⓒ -1- | N | W | NMG |	31,5W	3000K	38°	700mA	3150 lm	92%
	A558-60- ⓒ -3- | N | W | NMG |	31,5W	3500K	38°	700mA	3450 lm	92%
	A558-60- ⓒ -2- | N | W | NMG |	31,5W	4000K	38°	700mA	3750 lm	92%
	A558-61- ⓒ -0- | N | NMG |	31,5W	2700K	19°	700mA	2850 lm	90%
	A558-61- ⓒ -1- | N | NMG |	31,5W	3000K	19°	700mA	3150 lm	90%
	A558-61- ⓒ -3- | N | NMG |	31,5W	3500K	19°	700mA	3450 lm	90%
	A558-61- ⓒ -2- | N | NMG |	31,5W	4000K	19°	700mA	3750 lm	90%

220 240 V~ | IP20 | CRI>90 | L90B10 >102.000 h

EXCL** | MacAdam Step 3 | OPTIONS* | INCL | UGR <19 | 38° / 19°

COLOUR | N ■ | W □ | NMG ■ | MATERIAL | AL | ABS+PC | RAL ⓘ » 392

COLOURS MAY AFFECT THE LIGHTING PARAMETERS
PLASTERBOARD CEILING, MANDATORY THICKNESS 12,5mm.

» 370

ⓒ	*OPTIONS
1	No DIM
2	DIM Push
4	DIM DALI
5	DIM Phase Cut***

*** NOT AVAILABLE FOR BLACK FOSTER TRIMLESS 15 | OTHER DIM OPTIONS PLEASE CONSULT

FINISHING	Body	Lampshade
N	N ■	N ■
W	W □	W □
NMG	N ■	MG ■







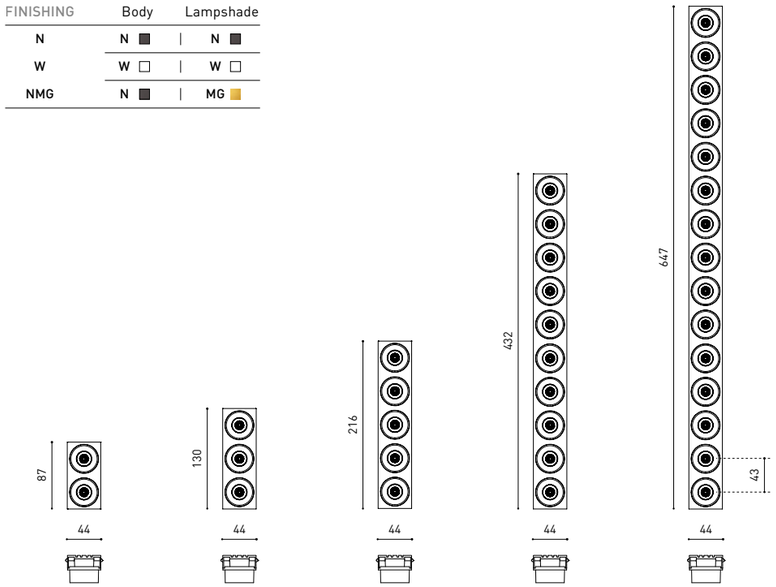

ACCESSORIES**

BLACK FOSTER Trimless 2 Accessory
A560-00-02- | W | N |
49 X 93

BLACK FOSTER Trimless 3 Accessory
A560-00-03- | W | N |
49 X 136

BLACK FOSTER Trimless 5 Accessory
A560-00-05- | W | N |
49 X 222

BLACK FOSTER Trimless 10 Accessory
A560-00-10- | W | N |
49 X 438

BLACK FOSTER Trimless 15 Accessory
A560-00-15- | W | N |
49 X 653

** MANDATORY FOR INSTALLATION

EASY INSTALLATION

ACCESSIBLE DRIVER AFTER INSTALLATION

N

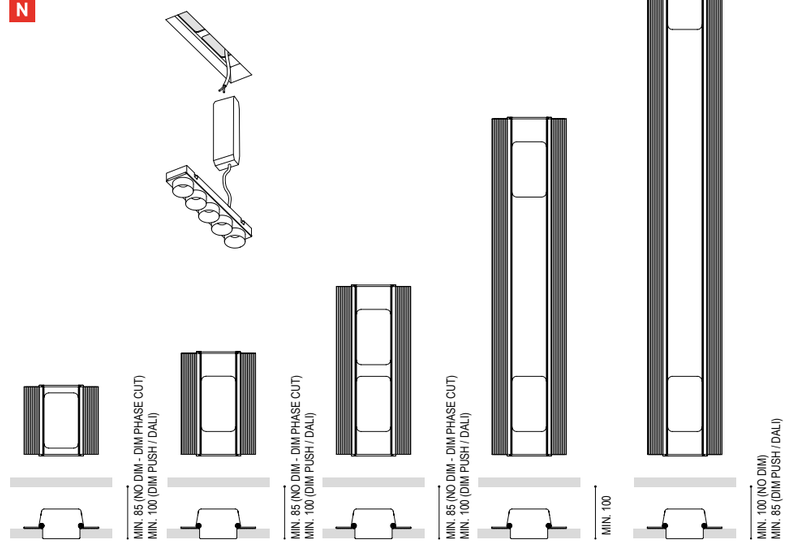

COLOUR | N ■ | W □ | NMG ■ | MATERIAL | AL | ABS+PC || AL | RAL ⓘ » 392

COLOURS MAY AFFECT THE LIGHTING PARAMETERS
PLASTERBOARD CEILING, MANDATORY THICKNESS 12,5mm.

» 370

Black Foster

THE INVISIBLE BLACK











		P	CCT	I	Flux	LOR
BLACK FOSTER Asymmetric Trimless 2	**A559-20- -0- | N |**	4,2W	2700K	700mA	380 lm	90%
	A559-20- -1- | N |	4,2W	3000K	700mA	420 lm	90%
	A559-20- -3- | N |	4,2W	3500K	700mA	460 lm	90%
	A559-20- -2- | N |	4,2W	4000K	700mA	500 lm	90%

220 240 V~ | **IP**20 | CRI>90 | L90B10 > 102.000 h | EXCL** | MacAdam Step 3 | OPTIONS* | INCL | 38°

		P	CCT	I	Flux	LOR
BLACK FOSTER Asymmetric Trimless 3	**A559-30- -0- | N |**	6,3W	2700K	700mA	570 lm	90%
	A559-30- -1- | N |	6,3W	3000K	700mA	630 lm	90%
	A559-30- -3- | N |	6,3W	3500K	700mA	690 lm	90%
	A559-30- -2- | N |	6,3W	4000K	700mA	750 lm	90%

220 240 V~ | **IP**20 | CRI>90 | L90B10 > 102.000 h | EXCL** | MacAdam Step 3 | OPTIONS* | INCL | 38°

		P	CCT	I	Flux	LOR
BLACK FOSTER Asymmetric Trimless 5	**A559-40- -0- | N |**	10,5W	2700K	700mA	950 lm	90%
	A559-40- -1- | N |	10,5W	3000K	700mA	1050 lm	90%
	A559-40- -3- | N |	10,5W	3500K	700mA	1150 lm	90%
	A559-40- -2- | N |	10,5W	4000K	700mA	1250 lm	90%

220 240 V~ | **IP**20 | CRI>90 | L90B10 > 102.000 h | EXCL** | MacAdam Step 3 | OPTIONS* | INCL | 38°

		P	CCT	I	Flux	LOR
BLACK FOSTER Asymmetric Trimless 10	**A559-50- -0- | N |**	21W	2700K	700mA	1900 lm	90%
	A559-50- -1- | N |	21W	3000K	700mA	2100 lm	90%
	A559-50- -3- | N |	21W	3500K	700mA	2300 lm	90%
	A559-50- -2- | N |	21W	4000K	700mA	2500 lm	90%

220 240 V~ | **IP**20 | CRI>90 | L90B10 > 102.000 h | EXCL** | MacAdam Step 3 | OPTIONS* | INCL | 38°

		P	CCT	I	Flux	LOR
BLACK FOSTER Asymmetric Trimless 15	**A559-60- -0- | N |**	31,5W	2700K	700mA	2850 lm	90%
	A559-60- -1- | N |	31,5W	3000K	700mA	3150 lm	90%
	A559-60- -3- | N |	31,5W	3500K	700mA	3450 lm	90%
	A559-60- -2- | N |	31,5W	4000K	700mA	3750 lm	90%

220 240 V~ | **IP**20 | CRI>90 | L90B10 > 102.000 h | EXCL** | MacAdam Step 3 | OPTIONS* | INCL | 38°

COLOUR | **N** ■ | MATERIAL | **AL** | **ABS+PC** | RAL » 392

PLASTERBOARD CEILING, MANDATORY THICKNESS 12,5mm. » 370

	*OPTIONS
1	No DIM
2	DIM Push
4	DIM DALI
5	DIM Phase Cut***

*** NOT AVAILABLE FOR BLACK FOSTER TRIMLESS 15 | OTHER DIM OPTIONS PLEASE CONSULT

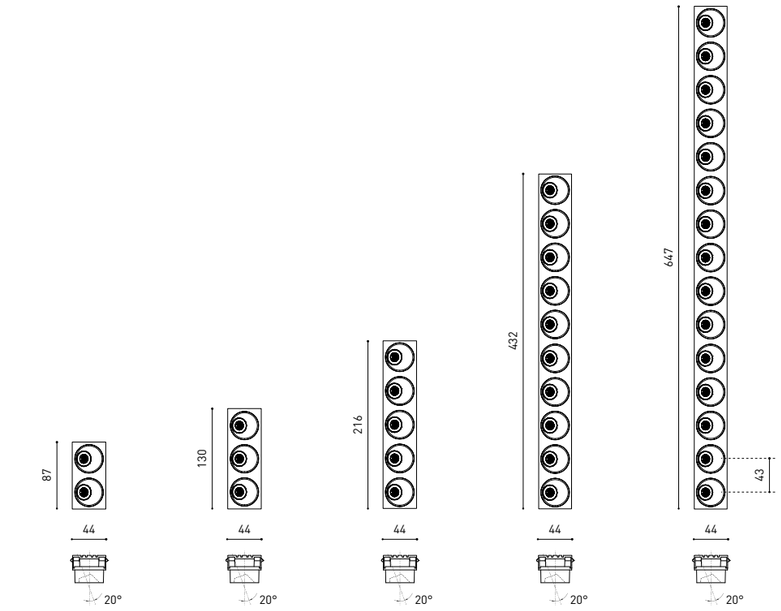

ACCESSORIES**

BLACK FOSTER Trimless 2 Accessory
A560-00-02- | W | N |
49 X 93

BLACK FOSTER Trimless 3 Accessory
A560-00-03- | W | N |
49 X 136

BLACK FOSTER Trimless 5 Accessory
A560-00-05- | W | N |
49 X 222

BLACK FOSTER Trimless 10 Accessory
A560-00-10- | W | N |
49 X 438

BLACK FOSTER Trimless 15 Accessory
A560-00-15- | W | N |
49 X 653

** MANDATORY FOR INSTALLATION

EASY INSTALLATION

ACCESSIBLE DRIVER AFTER INSTALLATION

N

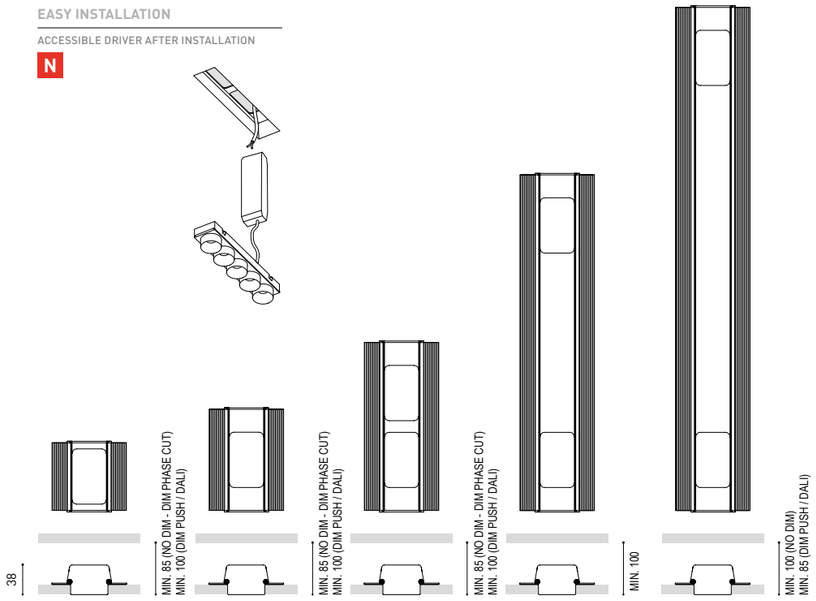

COLOUR | **N** ■ | **W** □ | MATERIAL | **AL** | **ABS+PC** || **AL** | RAL » 392

PLASTERBOARD CEILING, MANDATORY THICKNESS 12,5mm. » 370

Black Foster

THE INVISIBLE BLACK



		P	CCT	Beam	I	Flux	LOR
BLACK FOSTER S Recessed 1	A484-1- -00- | N | WN |	6W	2700K	23°	500mA	580 lm	86%
	A484-1- -01- | N | WN |	6W	3000K	23°	500mA	610 lm	86%
	A484-1- -02- | N | WN |	6W	4000K	23°	500mA	650 lm	86%
	A484-1- -10- | N | W | WN |	6W	2700K	39°	500mA	580 lm	87%
	A484-1- -11- | N | W | WN |	6W	3000K	39°	500mA	610 lm	87%
	A484-1- -12- | N | W | WN |	6W	4000K	39°	500mA	650 lm	87%

220 240 V~ | IP20 | CRI>90 | L80B10 >60.000h

MacAdam Step 2 | OPTIONS* | INCL | 70 X 70 | UGR <19 | 23° / 39°



		P	CCT	Beam	I	Flux	LOR
BLACK FOSTER S Recessed 2	A484-2- -00- | N | WN |	12W	2700K	23°	500mA	1160 lm	86%
	A484-2- -01- | N | WN |	12W	3000K	23°	500mA	1220 lm	86%
	A484-2- -02- | N | WN |	12W	4000K	23°	500mA	1300 lm	86%
	A484-2- -10- | N | W | WN |	12W	2700K	39°	500mA	1160 lm	87%
	A484-2- -11- | N | W | WN |	12W	3000K	39°	500mA	1220 lm	87%
	A484-2- -12- | N | W | WN |	12W	4000K	39°	500mA	1300 lm	87%

220 240 V~ | IP20 | CRI>90 | L80B10 >60.000h

MacAdam Step 2 | OPTIONS* | INCL | 70 X 132 | UGR <19 | 23° / 39°

	*OPTIONS
1	No DIM
2	DIM DALI
3	DIM Push
5	DIM Phase Cut

OTHER DIM OPTIONS PLEASE CONSULT

FINISHING	Body	Lampshade
N	N ■	N ■
W	W □	W □
WN	W □	N ■

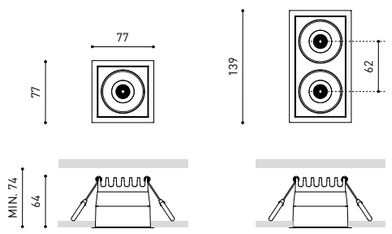

COLOUR | N ■ | W □ | WN ■□ | MATERIAL | AL | ABS+PC | RAL » 392

COLOURS MAY AFFECT THE LIGHTING PARAMETERS
"THE INVISIBLE BLACK" IS ONLY AVAILABLE FOR N & WN COLOURS

» 370



		P	CCT	Beam	I	Flux	LOR
BLACK FOSTER S Trimless 1	A485-1- -00- | N |	6W	2700K	23°	500mA	580 lm	86%
	A485-1- -01- | N |	6W	3000K	23°	500mA	610 lm	86%
	A485-1- -02- | N |	6W	4000K	23°	500mA	650 lm	86%
	A485-1- -10- | N |	6W	2700K	39°	500mA	580 lm	87%
	A485-1- -11- | N |	6W	3000K	39°	500mA	610 lm	87%
	A485-1- -12- | N |	6W	4000K	39°	500mA	650 lm	87%

220 240 V~ | IP20 | CRI>90 | L80B10 >60.000h

MacAdam Step 2 | OPTIONS* | INCL-REMOTE | 70 X 70 | UGR <19 | 23° / 39°



		P	CCT	Beam	I	Flux	LOR
BLACK FOSTER S Trimless 2	A485-2- -00- | N |	12W	2700K	23°	500mA	1160 lm	86%
	A485-2- -01- | N |	12W	3000K	23°	500mA	1220 lm	86%
	A485-2- -02- | N |	12W	4000K	23°	500mA	1300 lm	86%
	A485-2- -10- | N |	12W	2700K	39°	500mA	1160 lm	87%
	A485-2- -11- | N |	12W	3000K	39°	500mA	1220 lm	87%
	A485-2- -12- | N |	12W	4000K	39°	500mA	1300 lm	87%

220 240 V~ | IP20 | CRI>90 | L80B10 >60.000h

MacAdam Step 2 | OPTIONS* | INCL-REMOTE | 70 X 132 | UGR <19 | 23° / 39°



		P	CCT	Beam	I	Flux	LOR
BLACK FOSTER S Trimless 4	A485-4- -00- | N |	24W	2700K	23°	500mA	2320 lm	86%
	A485-4- -01- | N |	24W	3000K	23°	500mA	2440 lm	86%
	A485-4- -02- | N |	24W	4000K	23°	500mA	2600 lm	86%
	A485-4- -10- | N |	24W	2700K	39°	500mA	2320 lm	87%
	A485-4- -11- | N |	24W	3000K	39°	500mA	2440 lm	87%
	A485-4- -12- | N |	24W	4000K	39°	500mA	2600 lm	87%

220 240 V~ | IP20 | CRI>90 | L80B10 >60.000h

MacAdam Step 2 | OPTIONS* | INCL-REMOTE | 70 X 256 | UGR <19 | 23° / 39°

	*OPTIONS
1	No DIM
2	DIM DALI
3	DIM Push
5	DIM Phase Cut**

** NOT AVAILABLE FOR BLACK FOSTER S TRIMLESS 4 | OTHER DIM OPTIONS PLEASE CONSULT

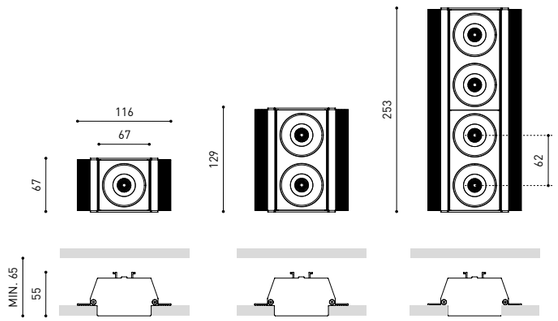

COLOUR | N ■ | MATERIAL | AL | ABS+PC | RAL » 392

PLASTERBOARD CEILING, MANDATORY THICKNESS 12,5mm.

» 370

Shot Light

Rubén Saldaña

Extended Family / Shot Light Surface_122



		P	CCT	Beam	I	Flux	LOR
SHOT LIGHT	**A268-01-10-** | **N** | **NMG** | **WMG** |	2,1W	2700K	19°	700mA	190 lm	90%
	A268-01-11- | **N** | **NMG** | **WMG** |	2,1W	3000K	19°	700mA	210 lm	90%
	A268-01-13- | **N** | **NMG** | **WMG** |	2,1W	3500K	19°	700mA	230 lm	90%
	A268-01-12- | **N** | **NMG** | **WMG** |	2,1W	4000K	19°	700mA	250 lm	90%
	A268-01-20- | **N** | **NMG** | **WMG** |	2,1W	2700K	38°	700mA	190 lm	92%
	A268-01-21- | **N** | **NMG** | **WMG** |	2,1W	3000K	38°	700mA	210 lm	92%
	A268-01-23- | **N** | **NMG** | **WMG** |	2,1W	3500K	38°	700mA	230 lm	92%
	A268-01-22- | **N** | **NMG** | **WMG** |	2,1W	4000K	38°	700mA	250 lm	92%

220 240 V~ | **IP**20 | CRI>90 | L90B10 > 102.000 h

MacAdam Step 3 | OPTIONS* | INCL | Ø38 | UGR <19 | 19° / 38°

		P	CCT	Beam	I	Flux	LOR
SHOT LIGHT **IP65**	**A268-02-20-** | **N** | **W** | **NMG** | **WMG** |	2,1W	2700K	38°	700mA	190 lm	86%
	A268-02-21- | **N** | **W** | **NMG** | **WMG** |	2,1W	3000K	38°	700mA	210 lm	86%
	A268-02-23- | **N** | **W** | **NMG** | **WMG** |	2,1W	3500K	38°	700mA	230 lm	86%
	A268-02-22- | **N** | **W** | **NMG** | **WMG** |	2,1W	4000K	38°	700mA	250 lm	86%

220 240 V~ | **IP**65 | CRI>90 | L90B10 > 102.000 h

MacAdam Step 3 | OPTIONS* | INCL | Ø38 | UGR <19 | 38°

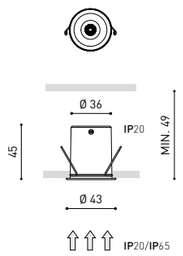

EASY INSTALLATION

DRIVER FITS INTO
CUT-OUT DIAMETER

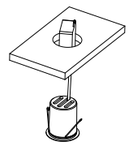

COLOUR | **N** | **NMG** | **WMG** | MATERIAL | **AL** | **ABS+PC** | RAL » 392

* DIM OPTIONS PLEASE CONSULT | COLOURS MAY AFFECT THE LIGHTING PARAMETERS
"THE INVISIBLE BLACK" IS ONLY AVAILABLE FOR N, NMG & WMG COLOURS

& » 370

Profusa, Murcia (Spain) | Srta. Rottenmeier

LAMP-CONCEPT.CH

Shot Light



		P	CCT	Beam	I	Flux	LOR
SHOT LIGHT Trimless	A269-01-10- | N | NMG |	2,1W	2700K	19°	700mA	190 lm	90%
	A269-01-11- | N | NMG |	2,1W	3000K	19°	700mA	210 lm	90%
	A269-01-13- | N | NMG |	2,1W	3500K	19°	700mA	230 lm	90%
	A269-01-12- | N | NMG |	2,1W	4000K	19°	700mA	250 lm	90%
	A269-01-20- | N | W | NMG |	2,1W	2700K	38°	700mA	190 lm	92%
	A269-01-21- | N | W | NMG |	2,1W	3000K	38°	700mA	210 lm	92%
	A269-01-23- | N | W | NMG |	2,1W	3500K	38°	700mA	230 lm	92%
	A269-01-22- | N | W | NMG |	2,1W	4000K	38°	700mA	250 lm	92%

220 240 V~ | IP20 | CRI>90 | L90B10 >102.000 h

MacAdam Step 3 | EXCL** | OPTIONS* | INCL | Ø43 | UGR <19 | 19° / 38°

		P	CCT	Beam	I	Flux	LOR
SHOT LIGHT Trimless IP54	A269-02-20- | N | W | NMG |	2,1W	2700K	38°	700mA	190 lm	86%
	A269-02-21- | N | W | NMG |	2,1W	3000K	38°	700mA	210 lm	86%
	A269-02-23- | N | W | NMG |	2,1W	3500K	38°	700mA	230 lm	86%
	A269-02-22- | N | W | NMG |	2,1W	4000K	38°	700mA	250 lm	86%

220 240 V~ | IP54 | CRI>90 | L90B10 >102.000 h

MacAdam Step 3 | EXCL** | OPTIONS* | INCL | Ø43 | UGR <19 | 38°

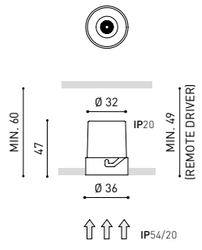

EASY INSTALLATION

DRIVER FITS INTO
CUT-OUT DIAMETER

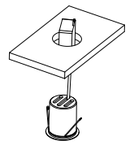

COLOUR | N | W | NMG | MATERIAL | AL | ABS+PC | RAL » 392

* DIM OPTIONS PLEASE CONSULT | COLOURS MAY AFFECT THE LIGHTING PARAMETERS
"THE INVISIBLE BLACK" IS ONLY AVAILABLE FOR N & NMG COLOURS

» 370

ACCESSORIES**

MANDATORY FOR TRIMLESS INSTALLATION

SHOT LIGHT Trimless Accessory — A269-00-00



SHOT LIGHT Trimless Accessory 2 — A269-00-01



SHOT LIGHT Trimless Accessory 3 — A269-00-02

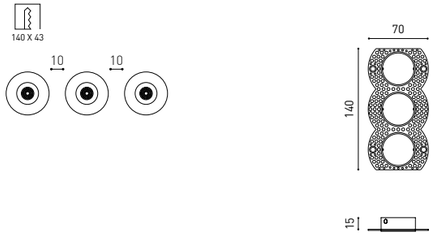

SHOT LIGHT Trimless Accessory 2x2 — A269-00-03

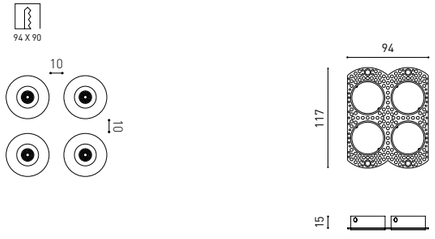

CUSTOM LAYOUT EXAMPLES

FOR EQUIDISTANT COMPOSITIONS

Trimless Accessory 2 + Trimless Accessory 2 / Trimless Accessory 3

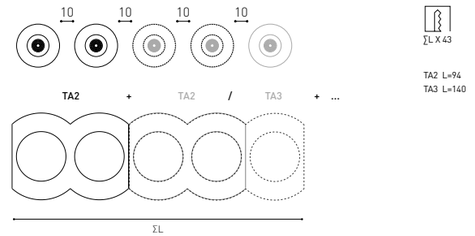

Trimless Accessory 3 + Trimless Accessory 2 / Trimless Accessory 3

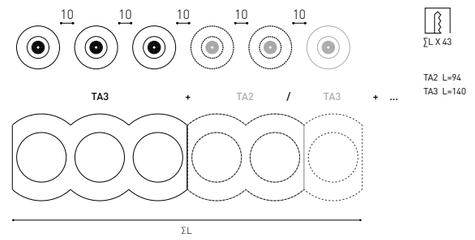

Trimless Accessory 2x2 + Trimless Accessory 2x2

THE "TA2X2" FRAME IS ONLY COMPATIBLE WITH FURTHER "TA2X2" FRAMES

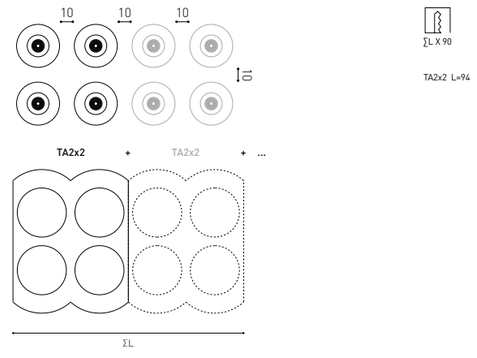

OPTIONAL ACCESSORY

TRIMLESS TOOL D43 X D70MM — A478-00-02



Shot Light



			P	CCT	Beam	I	Flux	LOR
SHOT LIGHT **S**	**A462-0-** ⓒ **-00-**	**N** | **NMG** | **WMG** |	6W	2700K	23°	500mA	580 lm	86%
	A462-0- ⓒ **-01-**	**N** | **NMG** | **WMG** |	6W	3000K	23°	500mA	610 lm	86%
	A462-0- ⓒ **-03-**	**N** | **NMG** | **WMG** |	6W	3500K	23°	500mA	630 lm	86%
	A462-0- ⓒ **-02-**	**N** | **NMG** | **WMG** |	6W	4000K	23°	500mA	650 lm	86%
	A462-0- ⓒ **-10-**	**N** | **NMG** | **WMG** |	6W	2700K	39°	500mA	580 lm	87%
	A462-0- ⓒ **-11-**	**N** | **NMG** | **WMG** |	6W	3000K	39°	500mA	610 lm	87%
	A462-0- ⓒ **-13-**	**N** | **NMG** | **WMG** |	6W	3500K	39°	500mA	630 lm	87%
	A462-0- ⓒ **-12-**	**N** | **NMG** | **WMG** |	6W	4000K	39°	500mA	650 lm	87%

220 240 V~ | **IP**20 | CRI>90 | L80B10 >60.000 h

MacAdam Step 2 · OPTIONS* · INCL · Ø55 · UGR <19 · 23° / 39°

			P	CCT	Beam	I	Flux	LOR
SHOT LIGHT **S** IP65	**A462-1-** ⓒ **-10-**	**N** | **W** | **NMG** | **WMG** |	6W	2700K	34°	500mA	580 lm	78%
	A462-1- ⓒ **-11-**	**N** | **W** | **NMG** | **WMG** |	6W	3000K	34°	500mA	610 lm	78%
	A462-1- ⓒ **-13-**	**N** | **W** | **NMG** | **WMG** |	6W	3500K	34°	500mA	630 lm	78%
	A462-1- ⓒ **-12-**	**N** | **W** | **NMG** | **WMG** |	6W	4000K	34°	500mA	650 lm	78%

220 240 V~ | **IP**65 | CRI>90 | L80B10 >60.000 h

MacAdam Step 2 · OPTIONS* · INCL · Ø55 · UGR <19 · 23° / 39°

ⓒ	*OPTIONS
1	No DIM
2	DIM DALI
3	DIM Push
5	DIM Phase Cut

OTHER DIM OPTIONS PLEASE CONSULT

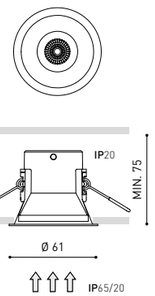

COLOUR | **N** ■ | **W** □ | **NMG** ■■ | **WMG** □■ | MATERIAL | **AL** | **ABS+PC** | RAL ⓘ » 392

COLOURS MAY AFFECT THE LIGHTING PARAMETERS
"THE INVISIBLE BLACK" IS ONLY AVAILABLE FOR N, NMG & WMG COLOURS

& » 370



			P	CCT	Beam	I	Flux	LOR
SHOT LIGHT **S** Trimless	**A463-0-** ⓒ **-00-**	**N** | **NMG** |	6W	2700K	23°	500mA	580 lm	86%
	A463-0- ⓒ **-01-**	**N** | **NMG** |	6W	3000K	23°	500mA	610 lm	86%
	A463-0- ⓒ **-03-**	**N** | **NMG** |	6W	3500K	23°	500mA	630 lm	86%
	A463-0- ⓒ **-02-**	**N** | **NMG** |	6W	4000K	23°	500mA	650 lm	86%
	A463-0- ⓒ **-10-**	**N** | **W** | **NMG** |	6W	2700K	39°	500mA	580 lm	87%
	A463-0- ⓒ **-11-**	**N** | **W** | **NMG** |	6W	3000K	39°	500mA	610 lm	87%
	A463-0- ⓒ **-13-**	**N** | **W** | **NMG** |	6W	3500K	39°	500mA	630 lm	87%
	A463-0- ⓒ **-12-**	**N** | **W** | **NMG** |	6W	4000K	39°	500mA	650 lm	87%

220 240 V~ | **IP**20 | CRI>90 | L80B10 >60.000 h

MacAdam Step 2 · EXCL** · OPTIONS* · INCL · Ø59 · UGR <19 · 23° / 39°

			P	CCT	Beam	I	Flux	LOR
SHOT LIGHT **S** Trimless IP54	**A463-1-** ⓒ **-10-**	**N** | **W** | **NMG** |	6W	2700K	34°	500mA	580 lm	78%
	A463-1- ⓒ **-11-**	**N** | **W** | **NMG** |	6W	3000K	34°	500mA	610 lm	78%
	A463-1- ⓒ **-13-**	**N** | **W** | **NMG** |	6W	3500K	34°	500mA	630 lm	78%
	A463-1- ⓒ **-12-**	**N** | **W** | **NMG** |	6W	4000K	34°	500mA	650 lm	78%

220 240 V~ | **IP**54 | CRI>90 | L80B10 >60.000 h

MacAdam Step 2 · EXCL** · OPTIONS* · INCL · Ø59 · UGR <19 · 34°

ⓒ	*OPTIONS
1	No DIM
2	DIM DALI
3	DIM Push
5	DIM Phase Cut

OTHER DIM OPTIONS PLEASE CONSULT

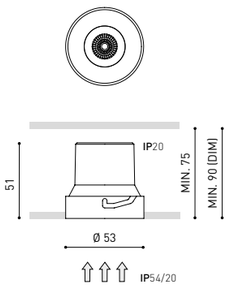

ACCESSORY

SHOT LIGHT **S Trimless Accessory**** **A463-00-00**

** MANDATORY FOR INSTALLATION

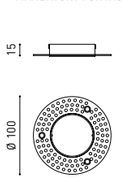

OPTIONAL ACCESSORY

TRIMLESS TOOL **D59 X D100mm** **A478-00-03**

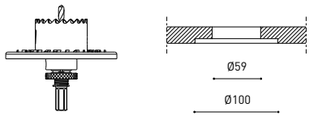

COLOUR | **N** ■ | **W** □ | **NMG** ■■ | MATERIAL | **AL** | **ABS+PC** | RAL ⓘ » 392

COLOURS MAY AFFECT THE LIGHTING PARAMETERS
"THE INVISIBLE BLACK" IS ONLY AVAILABLE FOR N & NMG COLOURS

& » 370

Shot Light



		P	CCT	Beam	I	Flux	LOR
SHOT LIGHT S Semi Recessed	A495-0- ⓪ -00- | WT | NT | BG | CR | NTMG |	6W	2700K	23°	500mA	580 lm	86%
	A495-0- ⓪ -01- | WT | NT | BG | CR | NTMG |	6W	3000K	23°	500mA	610 lm	86%
	A495-0- ⓪ -03- | WT | NT | BG | CR | NTMG |	6W	3500K	23°	500mA	630 lm	86%
	A495-0- ⓪ -02- | WT | NT | BG | CR | NTMG |	6W	4000K	23°	500mA	650 lm	86%
	A495-0- ⓪ -10- | WT | NT | BG | CR | NTMG | WTW |	6W	2700K	39°	500mA	580 lm	87%
	A495-0- ⓪ -11- | WT | NT | BG | CR | NTMG | WTW |	6W	3000K	39°	500mA	610 lm	87%
	A495-0- ⓪ -13- | WT | NT | BG | CR | NTMG | WTW |	6W	3500K	39°	500mA	630 lm	87%
	A495-0- ⓪ -12- | WT | NT | BG | CR | NTMG | WTW |	6W	4000K	39°	500mA	650 lm	87%

220 240 V~ | IP20 | CRI>90 | L80B10 >60.000h

MacAdam Step 2 · OPTIONS* · INCL · Ø50 · UGR <19 · 23° / 39°

⓪	*OPTIONS
1	No DIM
2	DIM DALI
3	DIM Push
5	DIM Phase Cut

OTHER DIM OPTIONS PLEASE CONSULT

FINISHING	Body	Lampshade
WT	WT □	N ■
NT	NT ■	N ■
BG	BG ■	N ■
CR	CR ■	N ■
NTMG	NT ■	MG ■
WTW	WT □	W □

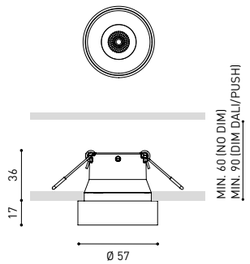


WTW


WT


NT


NTMG


CR


BG

COLOUR | WT □ | NT ■ | BG ■ | CR ■ | NTMG ■ | WTW □ | MATERIAL | AL | ABS+PC | RAL » 392

COLOURS MAY AFFECT THE LIGHTING PARAMETERS
"THE INVISIBLE BLACK" IS ONLY AVAILABLE FOR WT, NT, BG, CR & NTMG COLOURS

& » 370



		P	CCT	Beam	I	Flux	LOR
SHOT LIGHT S Flex	A477-0- ⓪ -00- | WT | NT | NTMG |	6W	2700K	23°	500mA	620 lm	86%
	A477-0- ⓪ -01- | WT | NT | NTMG |	6W	3000K	23°	500mA	650 lm	86%
	A477-0- ⓪ -03- | WT | NT | NTMG |	6W	3500K	23°	500mA	680 lm	86%
	A477-0- ⓪ -02- | WT | NT | NTMG |	6W	4000K	23°	500mA	690 lm	86%
	A477-0- ⓪ -10- | WT | NT | NTMG |	6W	2700K	34°	500mA	620 lm	78%
	A477-0- ⓪ -11- | WT | NT | NTMG |	6W	3000K	34°	500mA	650 lm	78%
	A477-0- ⓪ -13- | WT | NT | NTMG |	6W	3500K	34°	500mA	680 lm	78%
	A477-0- ⓪ -12- | WT | NT | NTMG |	6W	4000K	34°	500mA	690 lm	78%

220 240 V~ | IP20 | CRI>90 | L80B10 >60.000h

MacAdam Step 2 · OPTIONS* · INCL-REMOTE · 360° · 90° · Ø79 · 23° / 34°

⓪	*OPTIONS
1	No DIM
2	DIM DALI
3	DIM Push
5	DIM Phase Cut

OTHER DIM OPTIONS PLEASE CONSULT

OPTIONAL ACCESSORY

TRIMLESS TOOL D79 X D86mm A478-00-04

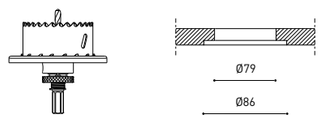

FINISHING**	Body	Lampshade
WT	WT □	N ■
NT	NT ■	N ■
NTMG	NT ■	MG ■







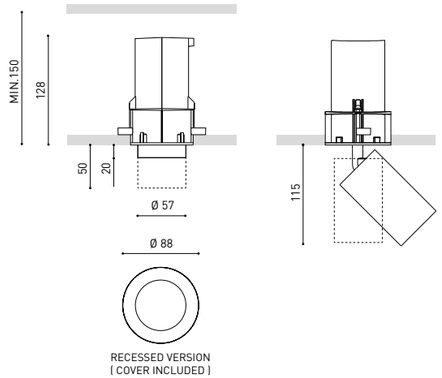

COLOUR | WT □ | NT ■ | NTMG ■ | MATERIAL | AL | ABS+PC | RAL » 392

** OTHER FINISHING COMBINATION PLEASE CONSULT

& » 370

Shot Light

THE INVISIBLE BLACK



			P	CCT	I	Flux	LOR
SHOT LIGHT **M 1**	**A297-01-10-**	**N** | **W** | **NMG** | **WMG**	5W	2700K	150mA	675 lm	86%
	A297-01-11-	**N** | **W** | **NMG** | **WMG**	5W	3000K	150mA	700 lm	86%
	A297-01-13-	**N** | **W** | **NMG** | **WMG**	5W	3500K	150mA	705 lm	86%
	A297-01-12-	**N** | **W** | **NMG** | **WMG**	5W	4000K	150mA	710 lm	86%
SHOT LIGHT **M 2**	**A297-02- -0-**	**N** | **W** | **NMG** | **WMG**	6,5W	2700K	200mA	910 lm	86%
	A297-02- -1-	**N** | **W** | **NMG** | **WMG**	6,5W	3000K	200mA	940 lm	86%
	A297-02- -3-	**N** | **W** | **NMG** | **WMG**	6,5W	3500K	200mA	955 lm	86%
	A297-02- -2-	**N** | **W** | **NMG** | **WMG**	6,5W	4000K	200mA	960 lm	86%
SHOT LIGHT **M 3**	**A297-03- -0-**	**N** | **W** | **NMG** | **WMG**	10,3W	2700K	300mA	1230 lm	86%
	A297-03- -1-	**N** | **W** | **NMG** | **WMG**	10,3W	3000K	300mA	1280 lm	86%
	A297-03- -3-	**N** | **W** | **NMG** | **WMG**	10,3W	3500K	300mA	1290 lm	86%
	A297-03- -2-	**N** | **W** | **NMG** | **WMG**	10,3W	4000K	300mA	1300 lm	86%

220 240 V~ | **IP**20 | CRI>90 | L90B10 >55.000 h

MacAdam Step 2 · OPTIONS* · INCL · Ø75 · UGR <19 · 38°

			P	CCT	I	Flux	LOR
SHOT LIGHT **M** IP65 1	**A297-21-10-**	**N** | **W**	5W	2700K	150mA	675 lm	78%
	A297-21-11-	**N** | **W**	5W	3000K	150mA	700 lm	78%
	A297-21-13-	**N** | **W**	5W	3500K	150mA	705 lm	78%
	A297-21-12-	**N** | **W**	5W	4000K	150mA	710 lm	78%
SHOT LIGHT **M** IP65 2	**A297-22- -0-**	**N** | **W**	6,5W	2700K	200mA	910 lm	78%
	A297-22- -1-	**N** | **W**	6,5W	3000K	200mA	940 lm	78%
	A297-22- -3-	**N** | **W**	6,5W	3500K	200mA	955 lm	78%
	A297-22- -2-	**N** | **W**	6,5W	4000K	200mA	960 lm	78%
SHOT LIGHT **M** IP65 3	**A297-23- -0-**	**N** | **W**	10,3W	2700K	300mA	1230 lm	78%
	A297-23- -1-	**N** | **W**	10,3W	3000K	300mA	1280 lm	78%
	A297-23- -3-	**N** | **W**	10,3W	3500K	300mA	1290 lm	78%
	A297-23- -2-	**N** | **W**	10,3W	4000K	300mA	1300 lm	78%

220 240 V~ | **IP**65 | CRI>90 | L90B10 >55.000 h

MacAdam Step 2 · OPTIONS* · INCL · Ø75 · UGR <19 · 37°

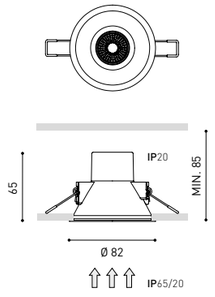

	*OPTIONS
1	No DIM
3	DIM DALI | Push
5	DIM Phase Cut

OTHER DIM OPTIONS PLEASE CONSULT

OPTIONAL ACCESSORY

SHOT LIGHT **M High Chromatic LED** » 361

NOT SOLD SEPARATELY | AFFECTS THE LIGHTING PARAMETERS

COLOUR | **N** | **W** | **NMG** | **WMG** | MATERIAL | **AL** | **ABS+PC** | RAL » 392

COLOURS MAY AFFECT THE LIGHTING PARAMETERS
"THE INVISIBLE BLACK" IS ONLY AVAILABLE FOR N, NMG & WMG COLOURS

& » 370



			P	CCT	I	Flux	LOR
SHOT LIGHT **M 1** Trimless	**A298-01-10-**	**N** | **W** | **NMG**	5W	2700K	150mA	675 lm	86%
	A298-01-11-	**N** | **W** | **NMG**	5W	3000K	150mA	700 lm	86%
	A298-01-13-	**N** | **W** | **NMG**	5W	3500K	150mA	705 lm	86%
	A298-01-12-	**N** | **W** | **NMG**	5W	4000K	150mA	710 lm	86%
SHOT LIGHT **M 2** Trimless	**A298-02- -0-**	**N** | **W** | **NMG**	6,5W	2700K	200mA	910 lm	86%
	A298-02- -1-	**N** | **W** | **NMG**	6,5W	3000K	200mA	940 lm	86%
	A298-02- -3-	**N** | **W** | **NMG**	6,5W	3500K	200mA	955 lm	86%
	A298-02- -2-	**N** | **W** | **NMG**	6,5W	4000K	200mA	960 lm	86%
SHOT LIGHT **M 3** Trimless	**A298-03- -0-**	**N** | **W** | **NMG**	10,3W	2700K	300mA	1230 lm	86%
	A298-03- -1-	**N** | **W** | **NMG**	10,3W	3000K	300mA	1280 lm	86%
	A298-03- -3-	**N** | **W** | **NMG**	10,3W	3500K	300mA	1290 lm	86%
	A298-03- -2-	**N** | **W** | **NMG**	10,3W	4000K	300mA	1300 lm	86%

220 240 V~ | **IP**20 | CRI>90 | L90B10 >55.000 h

MacAdam Step 2 · OPTIONS* · EXCL** · INCL · Ø79 · UGR <19 · 38°

	*OPTIONS
1	No DIM
3	DIM DALI | Push
5	DIM Phase Cut

OTHER DIM OPTIONS PLEASE CONSULT

ACCESSORY

SHOT LIGHT **M Trimless Accessory**** **A298-00-00**

** MANDATORY FOR INSTALLATION

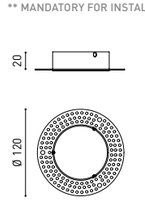

OPTIONAL ACCESSORIES

SHOT LIGHT **M High Chromatic LED** » 361

NOT SOLD SEPARATELY | AFFECTS THE LIGHTING PARAMETERS

TRIMLESS TOOL **D79 X D120mm** **A478-00-05**

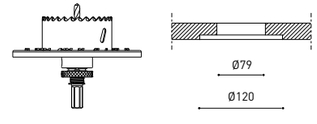

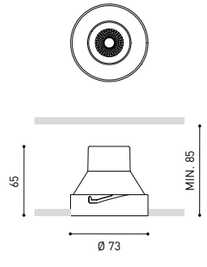

COLOUR | **N** | **W** | **NMG** | MATERIAL | **AL** | **ABS+PC** | RAL » 392

COLOURS MAY AFFECT THE LIGHTING PARAMETERS
"THE INVISIBLE BLACK" IS ONLY AVAILABLE FOR N & NMG COLOURS

& » 370

Shot Light



			P	CCT	I	Flux	LOR
SHOT LIGHT **M 1** Asymmetric	A297-11-10-	N | W	5W	2700K	150mA	675 lm	83%
	A297-11-11-	N | W	5W	3000K	150mA	700 lm	83%
	A297-11-13-	N | W	5W	3500K	150mA	705 lm	83%
	A297-11-12-	N | W	5W	4000K	150mA	710 lm	83%
SHOT LIGHT **M 2** Asymmetric	A297-12- ⓓ -0-	N | W	6,5W	2700K	200mA	910 lm	83%
	A297-12- ⓓ -1-	N | W	6,5W	3000K	200mA	940 lm	83%
	A297-12- ⓓ -3-	N | W	6,5W	3500K	200mA	955 lm	83%
	A297-12- ⓓ -2-	N | W	6,5W	4000K	200mA	960 lm	83%
SHOT LIGHT **M 3** Asymmetric	A297-13- ⓓ -0-	N | W	10,3W	2700K	300mA	1230 lm	83%
	A297-13- ⓓ -1-	N | W	10,3W	3000K	300mA	1280 lm	83%
	A297-13- ⓓ -3-	N | W	10,3W	3500K	300mA	1290 lm	83%
	A297-13- ⓓ -2-	N | W	10,3W	4000K	300mA	1300 lm	83%

220 240 V~ | IP20 | CRI>90 | L90B10 >55.000 h

MacAdam Step 2 | OPTIONS* | INCL | Ø75 | 38°

ⓓ	*OPTIONS
1	No DIM
3	DIM DALI | Push
5	DIM Phase Cut

OTHER DIM OPTIONS PLEASE CONSULT

SHOT LIGHT
ASYMMETRIC

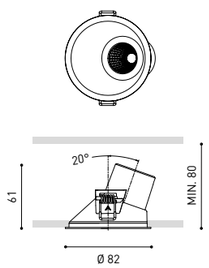

ⓓ	*OPTIONS
1	No DIM
3	DIM DALI | Push
5	DIM Phase Cut

OTHER DIM OPTIONS PLEASE CONSULT

OPTIONAL ACCESSORY

SHOT LIGHT **M High Chromatic LED** ⓘ » 361

NOT SOLD SEPARATELY | AFFECTS THE LIGHTING PARAMETERS

COLOUR | N ■ | W □ | MATERIAL | AL | ABS+PC | RAL ⓘ » 392

COLOURS MAY AFFECT THE LIGHTING PARAMETERS
"THE INVISIBLE BLACK" IS ONLY AVAILABLE FOR N COLOUR

» 370

THE INVISIBLE BLACK



			P	CCT	I	Flux	LOR
SHOT LIGHT **M 1** Asymmetric Trimless	A298-11-10-	N | W	5W	2700K	150mA	675 lm	83%
	A298-11-11-	N | W	5W	3000K	150mA	700 lm	83%
	A298-11-13-	N | W	5W	3500K	150mA	705 lm	83%
	A298-11-12-	N | W	5W	4000K	150mA	710 lm	83%
SHOT LIGHT **M 2** Asymmetric Trimless	A298-12- ⓓ -0-	N | W	6,5W	2700K	200mA	910 lm	83%
	A298-12- ⓓ -1-	N | W	6,5W	3000K	200mA	940 lm	83%
	A298-12- ⓓ -3-	N | W	6,5W	3500K	200mA	955 lm	83%
	A298-12- ⓓ -2-	N | W	6,5W	4000K	200mA	960 lm	83%
SHOT LIGHT **M 3** Asymmetric Trimless	A298-13- ⓓ -0-	N | W	10,3W	2700K	300mA	1230 lm	83%
	A298-13- ⓓ -1-	N | W	10,3W	3000K	300mA	1280 lm	83%
	A298-13- ⓓ -3-	N | W	10,3W	3500K	300mA	1290 lm	83%
	A298-13- ⓓ -2-	N | W	10,3W	4000K	300mA	1300 lm	83%

220 240 V~ | IP20 | CRI>90 | L90B10 >55.000 h

MacAdam Step 2 | OPTIONS* | EXCL** | INCL | Ø79 | 38°

ⓓ	*OPTIONS
1	No DIM
3	DIM DALI | Push
5	DIM Phase Cut

OTHER DIM OPTIONS PLEASE CONSULT

ACCESSORY

SHOT LIGHT **M Asymmetric Trimless Accessory****

A298-10-00

** MANDATORY FOR INSTALLATION

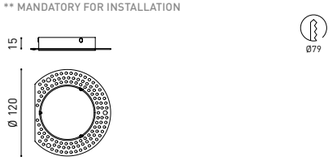

OPTIONAL ACCESSORIES

SHOT LIGHT **M High Chromatic LED** ⓘ » 361

NOT SOLD SEPARATELY | AFFECTS THE LIGHTING PARAMETERS

TRIMLESS TOOL **D79 X D120mm** **A478-00-05**

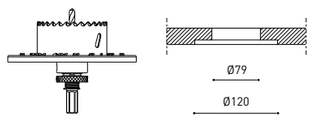

SHOT LIGHT
ASYMMETRIC TRIMLESS

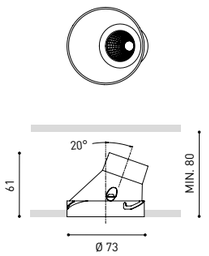

COLOUR | N ■ | W □ | MATERIAL | AL | ABS+PC | RAL ⓘ » 392

COLOURS MAY AFFECT THE LIGHTING PARAMETERS
"THE INVISIBLE BLACK" IS ONLY AVAILABLE FOR N COLOUR

» 370



Shot Light

THE INVISIBLE BLACK



	BEAM OPTIONS
1	18°
2	49°

			P	CCT	I	Flux	LOR
SHOT LIGHT Big 1		A448-11- ⓪ -0- | N |	11,8W	2700K	350mA	1490 lm	89%
		A448-11- ⓪ -1- | N |	11,8W	3000K	350mA	1600 lm	89%
		A448-11- ⓪ -2- | N |	11,8W	4000K	350mA	1720 lm	89%
SHOT LIGHT Big 2		A448-21- ⓪ -0- | N |	17,5W	2700K	500mA	2010 lm	89%
		A448-21- ⓪ -1- | N |	17,5W	3000K	500mA	2160 lm	89%
		A448-21- ⓪ -2- | N |	17,5W	4000K	500mA	2320 lm	89%
SHOT LIGHT Big 3		A448-31- ⓪ -0- | N |	25,3W	2700K	700mA	2600 lm	89%
		A448-31- ⓪ -1- | N |	25,3W	3000K	700mA	2780 lm	89%
		A448-31- ⓪ -2- | N |	25,3W	4000K	700mA	3000 lm	89%
		A448-32- ⓪ -0- | N |	25,3W	2700K	700mA	2600 lm	89%
	DALI*	A448-32- ⓪ -1- | N |	25,3W	3000K	700mA	2780 lm	89%
		A448-32- ⓪ -2- | N |	25,3W	4000K	700mA	3000 lm	89%
		A448-33- ⓪ -0- | N |	25,3W	2700K	700mA	2600 lm	89%
	PUSH*	A448-33- ⓪ -1- | N |	25,3W	3000K	700mA	2780 lm	89%
		A448-33- ⓪ -2- | N |	25,3W	4000K	700mA	3000 lm	89%

220 240 V~ | IP20 | CRI>90 | L80B10 >60.000h

MacAdam Step 2 | INCL | Ø121 | UGR <19 | 18° / 49°

* DIM PHASE CUT & OTHER DIM OPTIONS PLEASE CONSULT



			P	CCT	I	Flux	LOR
SHOT LIGHT Big IP65 1		A449-11-20- | N | W |	11,8W	2700K	350mA	1490 lm	86%
		A449-11-21- | N | W |	11,8W	3000K	350mA	1600 lm	86%
		A449-11-22- | N | W |	11,8W	4000K	350mA	1720 lm	86%
SHOT LIGHT Big IP65 2		A449-21-20- | N | W |	17,5W	2700K	500mA	2010 lm	86%
		A449-21-21- | N | W |	17,5W	3000K	500mA	2160 lm	86%
		A449-21-22- | N | W |	17,5W	4000K	500mA	2320 lm	86%
SHOT LIGHT Big IP65 3		A449-31-20- | N | W |	25,3W	2700K	700mA	2600 lm	86%
		A449-31-21- | N | W |	25,3W	3000K	700mA	2780 lm	86%
		A449-31-22- | N | W |	25,3W	4000K	700mA	3000 lm	86%
		A449-32-20- | N | W |	25,3W	2700K	700mA	2600 lm	86%
	DALI*	A449-32-21- | N | W |	25,3W	3000K	700mA	2780 lm	86%
		A449-32-22- | N | W |	25,3W	4000K	700mA	3000 lm	86%
		A449-33-20- | N | W |	25,3W	2700K	700mA	2600 lm	86%
	PUSH*	A449-33-21- | N | W |	25,3W	3000K	700mA	2780 lm	86%
		A449-33-22- | N | W |	25,3W	4000K	700mA	3000 lm	86%

220 240 V~ | IP65 | CRI>90 | L80B10 >60.000h

MacAdam Step 2 | INCL | Ø121 | UGR <19 | 50°

* DIM PHASE CUT & OTHER DIM OPTIONS PLEASE CONSULT

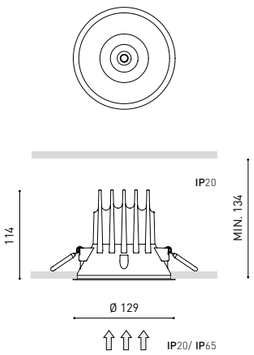

COLOUR | N ■ | W □ | MATERIAL | AL | ABS+PC | RAL ⓘ » 392

"THE INVISIBLE BLACK" IS ONLY AVAILABLE FOR N COLOUR

& » 370

Nano

Rubén Saldaña



		P	CCT	Beam	I	Flux	LOR
NANO Recessed	A539-0- -00- | N | W |	5,5W	2700K	18°	250mA	570 lm	76%
	A539-0- -01- | N | W |	5,5W	3000K	18°	250mA	600 lm	76%
	A539-0- -03- | N | W |	5,5W	3500K	18°	250mA	625 lm	76%
	A539-0- -02- | N | W |	5,5W	4000K	18°	250mA	640 lm	76%
	A539-0- -10- | N | W |	5,5W	2700K	34°	250mA	570 lm	84%
	A539-0- -11- | N | W |	5,5W	3000K	34°	250mA	600 lm	84%
	A539-0- -13- | N | W |	5,5W	3500K	34°	250mA	625 lm	84%
	A539-0- -12- | N | W |	5,5W	4000K	34°	250mA	640 lm	84%

220 240 V~ | IP20 | CRI>90 | L80B10 >55.000 h

MacAdam Step 2 · OPTIONS* · INCL · Ø30 · UGR <19 · 18° / 34°

	*OPTIONS
1	No DIM
2	DIM DALI

OTHER DIM OPTIONS PLEASE CONSULT





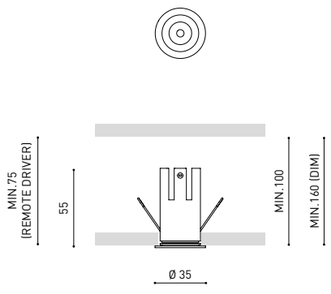

EASY INSTALLATION

DRIVER FITS INTO
CUT-OUT DIAMETER

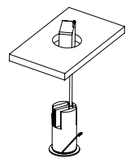

COLOUR | N ■ | W □ | MATERIAL | AL | ABS+PC | RAL » 392

COLOURS MAY AFFECT THE LIGHTING PARAMETERS · & » 370



		P	CCT	Beam	I	Flux	LOR
NANO Trimless	A540-0- -00- | N | W |	5,5W	2700K	18°	250mA	570 lm	76%
	A540-0- -01- | N | W |	5,5W	3000K	18°	250mA	600 lm	76%
	A540-0- -03- | N | W |	5,5W	3500K	18°	250mA	625 lm	76%
	A540-0- -02- | N | W |	5,5W	4000K	18°	250mA	640 lm	76%
	A540-0- -10- | N | W |	5,5W	2700K	34°	250mA	570 lm	84%
	A540-0- -11- | N | W |	5,5W	3000K	34°	250mA	600 lm	84%
	A540-0- -13- | N | W |	5,5W	3500K	34°	250mA	625 lm	84%
	A540-0- -12- | N | W |	5,5W	4000K	34°	250mA	640 lm	84%

220 240 V~ | IP20 | CRI>90 | L80B10 >55.000 h

MacAdam Step 2 · EXCL** · OPTIONS* · INCL · Ø33 · UGR <19 · 18° / 34°

	*OPTIONS
1	No DIM
2	DIM DALI*

OTHER DIM OPTIONS PLEASE CONSULT
* DRIVER MUST BE PLACED ON REMOTE

EASY INSTALLATION

NO DIM DRIVER FITS
INTO CUT-OUT DIAMETER

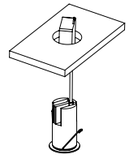



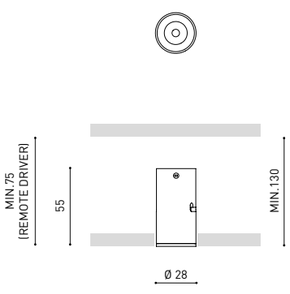

ACCESSORIES**

** MANDATORY FOR INSTALLATION

NANO Trimless Accessory A540-00-00

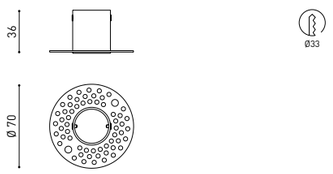

NANO Trimless Accessory 2 A540-00-01

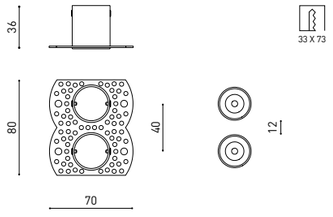

OPTIONAL ACCESSORY

TRIMLESS TOOL D43 X D70mm A478-00-02

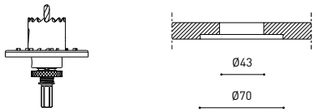

COLOUR | N ■ | W □ | MATERIAL | AL | ABS+PC | RAL » 392

COLOURS MAY AFFECT THE LIGHTING PARAMETERS · & » 370

Nano



		P	CCT	Beam	I	Flux	LOR
NANO Tilt	**A541-0- -00- | NT | WT |**	5,5W	2700K	18°	250mA	570 lm	76%
	A541-0- -01- | NT | WT |	5,5W	3000K	18°	250mA	600 lm	76%
	A541-0- -03- | NT | WT |	5,5W	3500K	18°	250mA	625 lm	76%
	A541-0- -02- | NT | WT |	5,5W	4000K	18°	250mA	640 lm	76%
	A541-0- -10- | NT | WT |	5,5W	2700K	34°	250mA	570 lm	84%
	A541-0- -11- | NT | WT |	5,5W	3000K	34°	250mA	600 lm	84%
	A541-0- -13- | NT | WT |	5,5W	3500K	34°	250mA	625 lm	84%
	A541-0- -12- | NT | WT |	5,5W	4000K	34°	250mA	640 lm	84%

220 240 V~ | **IP**20 | CRI>90 | L80B10 >55.000 h

MacAdam Step 2 | OPTIONS* | INCL | 20° | Ø44 | 18° / 34°

	*OPTIONS
1	No DIM
2	DIM DALI

OTHER DIM OPTIONS PLEASE CONSULT

EASY INSTALLATION

DRIVER FITS INTO
CUT-OUT DIAMETER

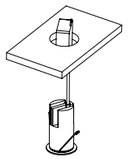





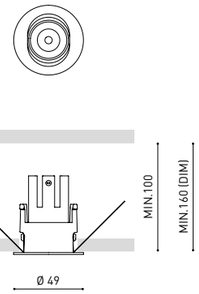





COLOUR | WT □ | NT ■ | MATERIAL | AL | ABS+PC | RAL » 392

COLOURS MAY AFFECT THE LIGHTING PARAMETERS

» 370



Lens Light



		P	CCT	I	Flux	LOR
LENS LIGHT	A469-0- -00- | N | W |	5,7W	2700K	500mA	510 lm	82%
	A469-0- -01- | N | W |	5,7W	3000K	500mA	540 lm	82%
	A469-0- -02- | N | W |	5,7W	4000K	500mA	580 lm	82%

220 240 V~ | IP20 | CRI>90 | L90B10 >108.000h

MacAdam Step 2 · OPTIONS* · INCL · Ø38 · UGR <19 · 12°

	*OPTIONS
1	No DIM
2	DIM DALI
3	DIM Push

DIM PHASE CUT & OTHER DIM OPTIONS
PLEASE CONSULT

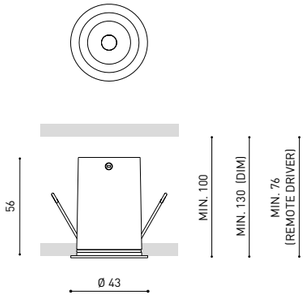

EASY INSTALLATION

DRIVER FITS INTO
CUT-OUT DIAMETER

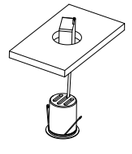





COLOUR | N ■ | W □ | MATERIAL | AL | ABS+PC | RAL » 392

COLOURS MAY AFFECT THE LIGHTING PARAMETERS » 370



		P	CCT	I	Flux	LOR
LENS LIGHT Trimless	A470-0- -00- | N | W |	5,7W	2700K	500mA	510 lm	82%
	A470-0- -01- | N | W |	5,7W	3000K	500mA	540 lm	82%
	A470-0- -02- | N | W |	5,7W	4000K	500mA	580 lm	82%

220 240 V~ | IP20 | CRI>90 | L90B10 >108.000h

MacAdam Step 2 · EXCL** · OPTIONS* · INCL · Ø43 · UGR <19 · 12°

	*OPTIONS
1	No DIM
2	DIM DALI
3	DIM Push

DIM PHASE CUT & OTHER DIM OPTIONS
PLEASE CONSULT

ACCESSORY

LENS LIGHT **Trimless Accessory**** **A470-00-00**

** MANDATORY FOR INSTALLATION

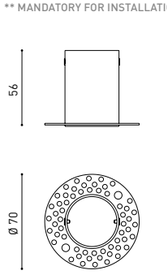

EASY INSTALLATION

DRIVER FITS INTO
CUT-OUT DIAMETER

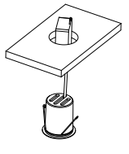

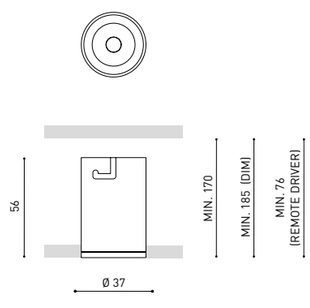

OPTIONAL ACCESSORY

TRIMLESS TOOL **D43 X D70mm** **A478-00-02**

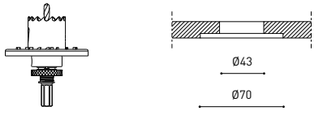





COLOUR | N ■ | W □ | MATERIAL | AL | ABS+PC | RAL » 392

COLOURS MAY AFFECT THE LIGHTING PARAMETERS » 370

Buddy

Rubén Saldaña



		CCT	Beam	LOR
BUDDY	A507-00- ○ -0- | W | N | WG | NG | WN |	2700K	29º / 43º / 54º	○
	A507-00- ○ -1- | W | N | WG | NG | WN |	3000K	29º / 43º / 54º	○
	A507-00- ○ -3- | W | N | WG | NG | WN |	3500K	29º / 43º / 54º	○
	A507-00- ○ -2- | W | N | WG | NG | WN |	4000K	29º / 43º / 54º	○
BUDDY Super Spot	A507-00-00- | W | N | WG | NG | WN |	2700K	12º	62%
	A507-00-01- | W | N | WG | NG | WN |	3000K	12º	62%
	A507-00-03- | W | N | WG | NG | WN |	3500K	12º	62%
	A507-00-02- | W | N | WG | NG | WN |	4000K	12º	62%

III IP54 | CRI>90 | L80B10 >66.000 h | L80B10 >55.000 h (Super Spot) — MacAdam Step 2 | EXCL* | Ø79 | UGR <19

BUDDY Tunable White	A507-01-17- | W | N | WG | NG | WN |	1800-4000K	28º	85%
	A507-01-18- | W | N | WG | NG | WN |	2700-5000K	28º	85%
	A507-01-27- | W | N | WG | NG | WN |	1800-4000K	43º	86%
	A507-01-28- | W | N | WG | NG | WN |	2700-5000K	43º	86%
	A507-01-37- | W | N | WG | NG | WN |	1800-4000K	55º	81%
	A507-01-38- | W | N | WG | NG | WN |	2700-5000K	55º	81%
BUDDY DIM to warm	A507-02-39- | W | N | WG | NG | WN |	1800-3000K	54º	75%

III IP54 | CRI>90 | L80B10 >55.000 h — MacAdam Step 3 | EXCL* | Ø79 | UGR <19



		CCT	Beam	LOR
BUDDY Trimless	A507-10- ○ -0- | W | N | G |	2700K	29º / 43º / 54º	○
	A507-10- ○ -1- | W | N | G |	3000K	29º / 43º / 54º	○
	A507-10- ○ -3- | W | N | G |	3500K	29º / 43º / 54º	○
	A507-10- ○ -2- | W | N | G |	4000K	29º / 43º / 54º	○
BUDDY Trimless Super Spot	A507-10-00- | W | N | G |	2700K	12º	62%
	A507-10-01- | W | N | G |	3000K	12º	62%
	A507-10-03- | W | N | G |	3500K	12º	62%
	A507-10-02- | W | N | G |	4000K	12º	62%

III IP54 | CRI>90 | L80B10 >66.000 h | L80B10 >55.000 h (Super Spot) — MacAdam Step 2 | EXCL* | EXCL** | Ø79 | UGR <19

BUDDY Trimless Tunable White	A507-11-17- | W | N | G |	1800-4000K	28º	85%
	A507-11-18- | W | N | G |	2700-5000K	28º	85%
	A507-11-27- | W | N | G |	1800-4000K	43º	86%
	A507-11-28- | W | N | G |	2700-5000K	43º	86%
	A507-11-37- | W | N | G |	1800-4000K	55º	81%
	A507-11-38- | W | N | G |	2700-5000K	55º	81%
BUDDY Trimless DIM to warm	A507-12-39- | W | N | G |	1800-3000K	54º	75%

III IP54 | CRI>90 | L80B10 >55.000 h — MacAdam Step 3 | EXCL* | EXCL** | Ø79 | UGR <19

COLOUR | W | N | WG | NG | WN | G | MATERIAL | AL | PC/PMMA | RAL » 392

COLOURS MAY AFFECT THE LIGHTING PARAMETERS
OTHER CCT OPTIONS PLEASE CONSULT

& » 370

*DRIVER OPTIONS			P	I	CCT	Flux
BUDDY 1	NO DIM	0434-01-85	4W	125mA	2700K	760 lm
					3000K	790 lm
					3500K	795 lm
					4000K	800 lm
BUDDY 2	NO DIM	0434-01-86	6,6W	200mA	2700K	1150 lm
	DALI	0434-01-89			3000K	1200 lm
	CASAMBI	0434-01-91			3500K	1210 lm
	PHASE CUT	0434-01-92			4000K	1220 lm
BUDDY Super Spot	NO DIM	0434-01-87	6W	500mA	2700K	750 lm
	DALI	0434-01-88			3000K	790 lm
					3500K	825 lm
					4000K	845 lm
BUDDY Tunable White	DALI	0434-01-90	6,7W	400mA	1800-4000K	690 lm
					2700-5000K	815 lm
BUDDY DIM to warm	DALI	0434-01-94	6W	350mA	1800-3000K	650 lm
	PHASE CUT	0434-01-95				

220 240 V~ | 48V PLEASE CONSULT

» 362

○	BEAM	LOR
1	29º	82%
2	43º	83%
3	54º	80%

W



N



WG



NG



WN



ACCESSORY

BUDDY Trimless Accessory**

A507-10-90

MANDATORY FOR INSTALLATION

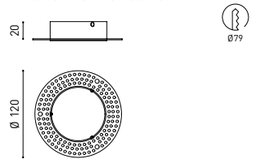

OPTIONAL ACCESSORIES

BUDDY

BUDDY Trimless

High Chromatic LED » 361

NOT SOLD SEPARATELY | AFFECTS THE LIGHTING PARAMETERS

TRIMLESS TOOL D79 X D120mm

A478-00-05

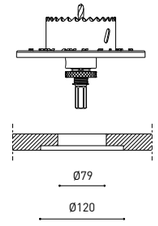

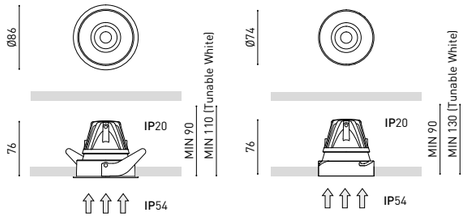

COLOUR | W | N | WG | NG | WN | G | MATERIAL | AL | PC/PMMA | RAL » 392

COLOURS MAY AFFECT THE LIGHTING PARAMETERS
OTHER CCT OPTIONS PLEASE CONSULT

& » 370

Buddy

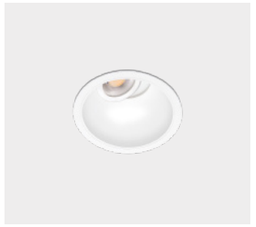

		CCT	Beam	LOR
BUDDY **Tilt**	A508-00- ○ -0- | W | N | WG | NG | WN |	2700K	29° / 43° / 54°	○
	A508-00- ○ -1- | W | N | WG | NG | WN |	3000K	29° / 43° / 54°	○
	A508-00- ○ -3- | W | N | WG | NG | WN |	3500K	29° / 43° / 54°	○
	A508-00- ○ -2- | W | N | WG | NG | WN |	4000K	29° / 43° / 54°	○
BUDDY **Tilt Super Spot**	A508-00-00- | W | N | WG | NG | WN |	2700K	12°	62%
	A508-00-01- | W | N | WG | NG | WN |	3000K	12°	62%
	A508-00-03- | W | N | WG | NG | WN |	3500K	12°	62%
	A508-00-02- | W | N | WG | NG | WN |	4000K	12°	62%

III **IP**54 | CRI>90 | L80B10 > 66.000 h | L80B10 > 55.000 h (Super Spot) — MacAdam Step 2 | EXCL* | 355° | 25° | Ø79

BUDDY **Tilt Tunable White**	A508-01-17- | W | N | WG | NG | WN |	1800-4000K	28°	85%
	A508-01-18- | W | N | WG | NG | WN |	2700-5000K	28°	85%
	A508-01-27- | W | N | WG | NG | WN |	1800-4000K	43°	86%
	A508-01-28- | W | N | WG | NG | WN |	2700-5000K	43°	86%
	A508-01-37- | W | N | WG | NG | WN |	1800-4000K	55°	81%
	A508-01-38- | W | N | WG | NG | WN |	2700-5000K	55°	81%
BUDDY **Tilt DIM to warm**	A508-02-39- | W | N | WG | NG | WN |	1800-3000K	54°	75%

III **IP**54 | CRI>90 | L80B10 > 55.000 h — MacAdam Step 3 | EXCL* | 355° | 25° | Ø79

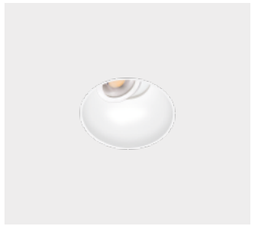

		CCT	Beam	LOR
BUDDY **Tilt Trimless**	A508-10- ○ -0- | W | N | G |	2700K	29° / 43° / 54°	○
	A508-10- ○ -1- | W | N | G |	3000K	29° / 43° / 54°	○
	A508-10- ○ -3- | W | N | G |	3500K	29° / 43° / 54°	○
	A508-10- ○ -2- | W | N | G |	4000K	29° / 43° / 54°	○
BUDDY **Tilt Trimless Super Spot**	A508-10-00- | W | N | G |	2700K	12°	62%
	A508-10-01- | W | N | G |	3000K	12°	62%
	A508-10-03- | W | N | G |	3500K	12°	62%
	A508-10-02- | W | N | G |	4000K	12°	62%

III **IP**54 | CRI>90 | L80B10 > 66.000 h | L80B10 > 55.000 h (Super Spot) — MacAdam Step 2 | EXCL* | EXCL** | 25° | Ø79

BUDDY **Tilt Trimless Tunable White**	A508-11-17- | W | N | G |	1800-4000K	28°	85%
	A508-11-18- | W | N | G |	2700-5000K	28°	85%
	A508-11-27- | W | N | G |	1800-4000K	43°	86%
	A508-11-28- | W | N | G |	2700-5000K	43°	86%
	A508-11-37- | W | N | G |	1800-4000K	55°	81%
	A508-11-38- | W | N | G |	2700-5000K	55°	81%
BUDDY **Tilt Trimless DIM to warm**	A508-12-39- | W | N | G |	1800-3000K	54°	75%

III **IP**54 | CRI>90 | L80B10 > 55.000 h — MacAdam Step 3 | EXCL* | EXCL** | 25° | Ø79

COLOUR | W | N | WG | NG | WN | G | MATERIAL | AL | PC/PMMA | RAL » 392

COLOURS MAY AFFECT THE LIGHTING PARAMETERS
OTHER CCT OPTIONS PLEASE CONSULT

& » 370

*DRIVER OPTIONS			P	I	CCT	Flux
BUDDY **Tilt 1**	NO DIM	**0434-01-85**	4W	125mA	2700K	760 lm
					3000K	790 lm
					3500K	795 lm
					4000K	800 lm
BUDDY **Tilt 2**	NO DIM	**0434-01-86**	6,6W	200mA	2700K	1150 lm
	DALI	**0434-01-89**			3000K	1200 lm
	CASAMBI	**0434-01-91**			3500K	1210 lm
	PHASE CUT	**0434-01-92**			4000K	1220 lm
BUDDY **Tilt Super Spot**	NO DIM	**0434-01-87**	6W	500mA	2700K	750 lm
	DALI	**0434-01-88**			3000K	790 lm
					3500K	825 lm
					4000K	845 lm
BUDDY **Tilt Tunable White**	DALI	**0434-01-90**	6,7W	400mA	1800-4000K	690 lm
					2700-5000K	815 lm
BUDDY **Tilt DIM to warm**	DALI	**0434-01-94**	6W	350mA	1800-3000K	650 lm
	PHASE CUT	**0434-01-95**				

220 240 V~ | 48V PLEASE CONSULT

» 362

○	BEAM	LOR
1	29°	82%
2	43°	83%
3	54°	80%

ACCESSORY

BUDDY **Tilt Trimless Accessory****

A508-10-90

MANDATORY FOR INSTALLATION

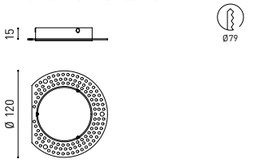

OPTIONAL ACCESSORIES

BUDDY **Tilt**

BUDDY **Tilt Trimless**

High Chromatic LED » 361

NOT SOLD SEPARATELY | AFFECTS THE LIGHTING PARAMETERS

TRIMLESS TOOL **D79 X D120mm**

A478-00-05

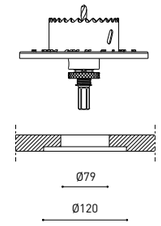

W



N



WG



NG



WN



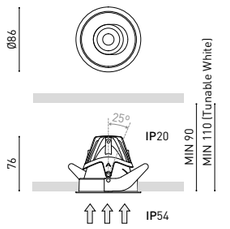

BUDDY TILT

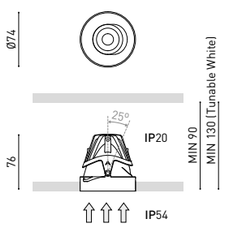

BUDDY TILT TRIMLESS

COLOUR | W | N | WG | NG | WN | G | MATERIAL | AL | PC/PMMA | RAL » 392

COLOURS MAY AFFECT THE LIGHTING PARAMETERS
OTHER CCT OPTIONS PLEASE CONSULT

& » 370

Buddy



		CCT	LOR
BUDDY WALL WASHER	A509-00-10- | W | N | WN |	2700K	48%
	A509-00-11- | W | N | WN |	3000K	48%
	A509-00-13- | W | N | WN |	3500K	48%
	A509-00-12- | W | N | WN |	4000K	48%

III **IP**20 | CRI>90 | L80B10 >66.000 h

MacAdam Step 2 | EXCL* | 360° | Ø79

		CCT	LOR
BUDDY WALL WASHER Tunable White	A509-01-17- | W | N | WN |	1800-4000K	49%
	A509-01-18- | W | N | WN |	2700-5000K	49%

III **IP**20 | CRI>90 | L80B10 >55.000 h

MacAdam Step 3 | EXCL* | 360° | Ø79

		CCT	LOR
BUDDY WALL WASHER Trimless	A509-10-10- | W | N |	2700K	48%
	A509-10-11- | W | N |	3000K	48%
	A509-10-13- | W | N |	3500K	48%
	A509-10-12- | W | N |	4000K	48%

III **IP**20 | CRI>90 | L80B10 >66.000 h

MacAdam Step 2 | EXCL* | EXCL** | Ø79

		CCT	LOR
BUDDY WALL WASHER Trimless Tunable White	A509-11-17- | W | N |	1800-4000K	49%
	A509-11-18- | W | N |	2700-5000K	49%

III **IP**20 | CRI>90 | L80B10 >55.000 h

MacAdam Step 3 | EXCL* | EXCL** | Ø79

COLOUR | W □ | N ■ | WN ◧ | MATERIAL | AL | PC/PMMA | RAL ⓘ » 392

COLOURS MAY AFFECT THE LIGHTING PARAMETERS
OTHER CCT & DIM OPTIONS PLEASE CONSULT

» 370

*DRIVER OPTIONS

			P	I	CCT	Flux
BUDDY WALL WASHER	NO DIM	0434-01-86	6,6W	200mA	2700K	1150 lm
	DALI	0434-01-89			3000K	1200 lm
	CASAMBI	0434-01-91			3500K	1210 lm
	PHASE CUT	0434-01-92			4000K	1220 lm
BUDDY WALL WASHER Tunable White	DALI	0434-01-96	8,4W	500mA	1800-4000K	830 lm
					2700-5000K	1000 lm

220 240 V~ | 48V PLEASE CONSULT

ⓘ » 362

ACCESSORY

BUDDY WALL WASHER

Trimless Accessory**

A509-10-90

MANDATORY FOR INSTALLATION



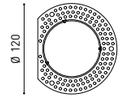

OPTIONAL ACCESSORIES

BUDDY WALL WASHER

BUDDY WALL WASHER Trimless

High Chromatic LED ⓘ » 361

NOT SOLD SEPARATELY | AFFECTS THE LIGHTING PARAMETERS

TRIMLESS TOOL D79 X D120mm

A478-00-05

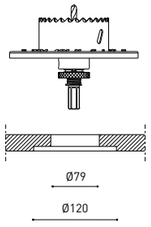



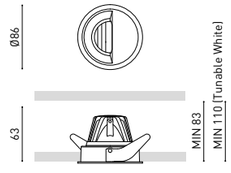

BUDDY WALL WASHER

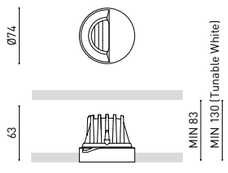

BUDDY WALL WASHER TRIMLESS

COLOUR | W □ | N ■ | WN ◧ | MATERIAL | AL | PC/PMMA | RAL ⓘ » 392

COLOURS MAY AFFECT THE LIGHTING PARAMETERS
OTHER CCT & DIM OPTIONS PLEASE CONSULT

» 370

Buddy

N



		CCT	Beam	LOR
BUDDY L	A568-00- ○ -0- | W | N | WG | NG | WN |	2700K	32° / 44° / 51°	○
	A568-00- ○ -1- | W | N | WG | NG | WN |	3000K	32° / 44° / 51°	○
	A568-00- ○ -3- | W | N | WG | NG | WN |	3500K	32° / 44° / 51°	○
	A568-00- ○ -2- | W | N | WG | NG | WN |	4000K	32° / 44° / 51°	○
BUDDY L Super Spot	A568-00-00- | W | N | WG | NG | WN |	2700K	13°	67%
	A568-00-01- | W | N | WG | NG | WN |	3000K	13°	67%
	A568-00-03- | W | N | WG | NG | WN |	3500K	13°	67%
	A568-00-02- | W | N | WG | NG | WN |	4000K	13°	67%

III **IP**54 | CRI>90 | L80B10 > 66.000 h

MacAdam Step 2 | EXCL* | Ø105 | UGR <19

BUDDY L Tunable White	A568-01-17- | W | N | WG | NG | WN |	1800-4000K	29°	78%
	A568-01-18- | W | N | WG | NG | WN |	2700-5000K	29°	78%
	A568-01-27- | W | N | WG | NG | WN |	1800-4000K	41°	83%
	A568-01-28- | W | N | WG | NG | WN |	2700-5000K	41°	83%
	A568-01-37- | W | N | WG | NG | WN |	1800-4000K	51°	84%
	A568-01-38- | W | N | WG | NG | WN |	2700-5000K	51°	84%
BUDDY L DIM to warm	A568-02-39- | W | N | WG | NG | WN |	1800-3000K	56°	82%

III **IP**54 | CRI>90 | L80B10 > 55.000 h

MacAdam Step 3 | EXCL* | Ø105 | UGR <19

N



		CCT	Beam	LOR
BUDDY L Trimless	A568-10- ○ -0- | W | N | G |	2700K	32° / 44° / 51°	○
	A568-10- ○ -1- | W | N | G |	3000K	32° / 44° / 51°	○
	A568-10- ○ -3- | W | N | G |	3500K	32° / 44° / 51°	○
	A568-10- ○ -2- | W | N | G |	4000K	32° / 44° / 51°	○
BUDDY L Trimless Super Spot	A568-10-00- | W | N | G |	2700K	13°	67%
	A568-10-01- | W | N | G |	3000K	13°	67%
	A568-10-03- | W | N | G |	3500K	13°	67%
	A568-10-02- | W | N | G |	4000K	13°	67%

III **IP**54 | CRI>90 | L80B10 > 66.000 h

MacAdam Step 2 | EXCL* | EXCL** | Ø105 | UGR <19

BUDDY L Trimless Tunable White	A568-11-17- | W | N | G |	1800-4000K	29°	78%
	A568-11-18- | W | N | G |	2700-5000K	29°	78%
	A568-11-27- | W | N | G |	1800-4000K	41°	83%
	A568-11-28- | W | N | G |	2700-5000K	41°	83%
	A568-11-37- | W | N | G |	1800-4000K	51°	84%
	A568-11-38- | W | N | G |	2700-5000K	51°	84%
BUDDY L Trimless DIM to warm	A568-12-39- | W | N | G |	1800-3000K	56°	82%

III **IP**54 | CRI>90 | L80B10 > 55.000 h

MacAdam Step 3 | EXCL* | EXCL** | Ø105 | UGR <19

COLOUR | W □ | N ■ | WG □■ | NG ■■ | WN □■ | G ■ | MATERIAL | AL | PC/PMMA | RAL ⓘ » 392

COLOURS MAY AFFECT THE LIGHTING PARAMETERS

& » 370

*DRIVER OPTIONS			P	I	CCT	Flux
BUDDY L 1	NO DIM	0433-01-37	8,1W	250mA	2700K	1500 lm
					3000K	1560 lm
					3500K	1600 lm
					4000K	1600 lm
BUDDY L 2	NO DIM	0433-00-21	11,5W	350mA	2700K	2010 lm
	DALI	0433-01-40			3000K	2090 lm
	CASAMBI	0433-01-43			3500K	2120 lm
	PHASE CUT	0433-01-39			4000K	2120 lm
BUDDY L Super Spot	NO DIM	0433-01-38	11,6W	650mA	2700K	1430 lm
	DALI	0433-01-41			3000K	1510 lm
	CASAMBI	0434-01-98			3500K	1570 lm
					4000K	1610 lm
BUDDY L Tunable White	DALI	0433-01-42	11,6W	350mA	1800-4000K	1270 lm
					2700-5000K	1630 lm
BUDDY L DIM to warm	DALI	0433-01-40	11,6W	350mA	1800-3000K	1280 lm
	CASAMBI	0433-01-43				
	PHASE CUT	0433-01-39				

220 240 V~ | 48V PLEASE CONSULT

ⓘ » 362

○	BEAM	LOR
1	32°	76%
2	44°	82%
3	51°	85%

ACCESSORY

BUDDY L **Trimless Accessory****

A568-10-90

MANDATORY FOR INSTALLATION

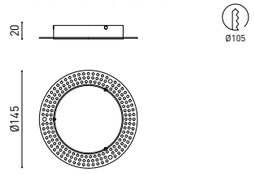

OPTIONAL ACCESSORIES

BUDDY L **Trimless**

High Chromatic LED ⓘ » 361

NOT SOLD SEPARATELY | AFFECTS THE LIGHTING PARAMETERS

TRIMLESS TOOL **D105 X D145mm**

A478-00-06

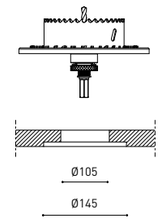

W



N



WG



NG



WN



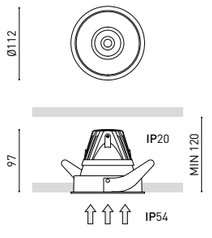

BUDDY L

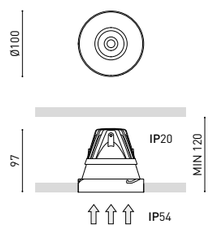

BUDDY L TRIMLESS

COLOUR | W □ | N ■ | WG □■ | NG ■■ | WN □■ | G ■ | MATERIAL | AL | PC/PMMA | RAL ⓘ » 392

COLOURS MAY AFFECT THE LIGHTING PARAMETERS

& » 370

Buddy



			CCT	Beam	LOR
BUDDY L **Tilt**	A569-00- ○ -0-	W N WG NG WN	2700K	32° / 44° / 51°	○
	A569-00- ○ -1-	W N WG NG WN	3000K	32° / 44° / 51°	○
	A569-00- ○ -3-	W N WG NG WN	3500K	32° / 44° / 51°	○
	A569-00- ○ -2-	W N WG NG WN	4000K	32° / 44° / 51°	○
BUDDY L **Tilt** **Super Spot**	A569-00-00-	W N WG NG WN	2700K	13°	67%
	A569-00-01-	W N WG NG WN	3000K	13°	67%
	A569-00-03-	W N WG NG WN	3500K	13°	67%
	A569-00-02-	W N WG NG WN	4000K	13°	67%

III **IP**54 | CRI>90 | L80B10 > 66.000 h

MacAdam Step 2 | EXCL* | 355° | 25° | Ø105

BUDDY L **Tilt** **Tunable White**	A569-01-17-	W N WG NG WN	1800-4000K	29°	78%
	A569-01-18-	W N WG NG WN	2700-5000K	29°	78%
	A569-01-27-	W N WG NG WN	1800-4000K	41°	83%
	A569-01-28-	W N WG NG WN	2700-5000K	41°	83%
	A569-01-37-	W N WG NG WN	1800-4000K	51°	84%
	A569-01-38-	W N WG NG WN	2700-5000K	51°	84%
BUDDY L **Tilt** **DIM to warm**	A569-02-39-	W N WG NG WN	1800-3000K	56°	82%

III **IP**54 | CRI>90 | L80B10 > 55.000 h

MacAdam Step 3 | EXCL* | 355° | 25° | Ø105



			CCT	Beam	LOR
BUDDY L **Tilt** **Trimless**	A569-10- ○ -0-	W N G	2700K	32° / 44° / 51°	○
	A569-10- ○ -1-	W N G	3000K	32° / 44° / 51°	○
	A569-10- ○ -3-	W N G	3500K	32° / 44° / 51°	○
	A569-10- ○ -2-	W N G	4000K	32° / 44° / 51°	○
BUDDY L **Tilt** **Trimless** **Super Spot**	A569-10-00-	W N G	2700K	13°	67%
	A569-10-01-	W N G	3000K	13°	67%
	A569-10-03-	W N G	3500K	13°	67%
	A569-10-02-	W N G	4000K	13°	67%

III **IP**54 | CRI>90 | L80B10 > 66.000 h

MacAdam Step 2 | EXCL* | EXCL** | 25° | Ø105

BUDDY L **Tilt** **Trimless** **Tunable White**	A569-11-17-	W N G	1800-4000K	29°	78%
	A569-11-18-	W N G	2700-5000K	29°	78%
	A569-11-27-	W N G	1800-4000K	41°	83%
	A569-11-28-	W N G	2700-5000K	41°	83%
	A569-11-37-	W N G	1800-4000K	51°	84%
	A569-11-38-	W N G	2700-5000K	51°	84%
BUDDY L **Tilt** **Trimless** **DIM to warm**	A569-12-39-	W N G	1800-3000K	56°	82%

III **IP**54 | CRI>90 | L80B10 > 55.000 h

MacAdam Step 3 | EXCL* | EXCL** | 25° | Ø105

COLOUR | W □ | N ■ | WG ■ | NG ■ | WN ■ | G ■ | MATERIAL | AL | PC/PMMA | RAL ⓘ » 392

COLOURS MAY AFFECT THE LIGHTING PARAMETERS

& » 370

*DRIVER OPTIONS			P	I	CCT	Flux
BUDDY L **Tilt 1**	NO DIM	**0433-01-37**	8,1W	250mA	2700K	1500 lm
					3000K	1560 lm
					3500K	1600 lm
					4000K	1600 lm
BUDDY L **Tilt 2**	NO DIM	**0433-00-21**	11,5W	350mA	2700K	2010 lm
	DALI	**0433-01-40**			3000K	2090 lm
	CASAMBI	**0433-01-43**			3500K	2120 lm
	PHASE CUT	**0433-01-39**			4000K	2120 lm
BUDDY L **Tilt** **Super Spot**	NO DIM	**0433-01-38**	11,6W	650mA	2700K	1430 lm
	DALI	**0433-01-41**			3000K	1510 lm
	CASAMBI	**0434-01-98**			3500K	1570 lm
					4000K	1610 lm
BUDDY L **Tilt** **Tunable White**	DALI	**0433-01-42**	11,6W	350mA	1800-4000K	1270 lm
					2700-5000K	1630 lm
BUDDY L **Tilt** **DIM to warm**	DALI	**0433-01-40**	11,6W	350mA	1800-3000K	1280 lm
	CASAMBI	**0433-01-43**				
	PHASE CUT	**0433-01-39**				

220 240 V~ | 48V PLEASE CONSULT

ⓘ » 362

○	BEAM	LOR
1	32°	76%
2	44°	82%
3	51°	85%

ACCESSORY

BUDDY L **Trimless Accessory****

A569-10-90

MANDATORY FOR INSTALLATION

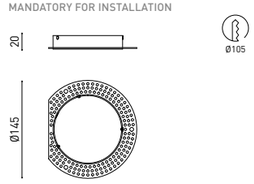

OPTIONAL ACCESSORIES

BUDDY L **Tilt**

BUDDY L **Tilt Trimless**

High Chromatic LED ⓘ » 361

NOT SOLD SEPARATELY | AFFECTS THE LIGHTING PARAMETERS

TRIMLESS TOOL **D105 X D145mm**

A478-00-06

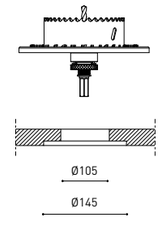

W



N



WG



NG



WN



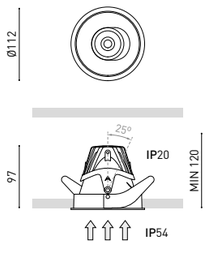

BUDDY L TILT

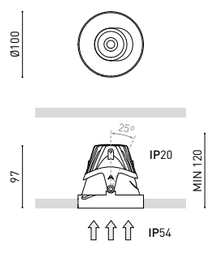

BUDDY L TILT TRIMLESS

COLOUR | W □ | N ■ | WG ■ | NG ■ | WN ■ | G ■ | MATERIAL | AL | PC/PMMA | RAL ⓘ » 392

COLOURS MAY AFFECT THE LIGHTING PARAMETERS

& » 370

Swap

Rubén Saldaña



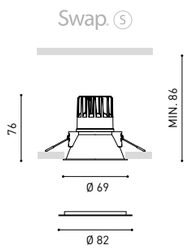

			P	CCT	I	Flux	LOR
SWAP **S** CRI>90		**A212-11-10-** | **W** | **G** | **Z** | **WN** | **N** | **W65** |	5W	2700K	150mA	675 lm	86%
		A212-11-11- | **W** | **G** | **Z** | **WN** | **N** | **W65** |	5W	3000K	150mA	700 lm	86%
		A212-11-13- | **W** | **G** | **Z** | **WN** | **N** | **W65** |	5W	3500K	150mA	705 lm	86%
		A212-11-12- | **W** | **G** | **Z** | **WN** | **N** | **W65** |	5W	4000K	150mA	710 lm	86%
		A212-12-10- | **W** | **G** | **Z** | **WN** | **N** | **W65** |	7W	2700K	200mA	910 lm	86%
		A212-12-11- | **W** | **G** | **Z** | **WN** | **N** | **W65** |	7W	3000K	200mA	940 lm	86%
		A212-12-13- | **W** | **G** | **Z** | **WN** | **N** | **W65** |	7W	3500K	200mA	955 lm	86%
		A212-12-12- | **W** | **G** | **Z** | **WN** | **N** | **W65** |	7W	4000K	200mA	960 lm	86%
		A212-12-20- | **W** | **G** | **Z** | **WN** | **N** | **W65** |	7W	2700K	200mA	910 lm	86%
		A212-12-21- | **W** | **G** | **Z** | **WN** | **N** | **W65** |	7W	3000K	200mA	940 lm	86%
	PHASE CUT**	**A212-12-23-** | **W** | **G** | **Z** | **WN** | **N** | **W65** |	7W	3500K	200mA	955 lm	86%
	PHASE CUT**	**A212-12-22-** | **W** | **G** | **Z** | **WN** | **N** | **W65** |	7W	4000K	200mA	960 lm	86%
		A212-12-30- | **W** | **G** | **Z** | **WN** | **N** | **W65** |	7W	2700K	200mA	910 lm	86%
		A212-12-31- | **W** | **G** | **Z** | **WN** | **N** | **W65** |	7W	3000K	200mA	940 lm	86%
	DALI | PUSH**	**A212-12-33-** | **W** | **G** | **Z** | **WN** | **N** | **W65** |	7W	3500K	200mA	955 lm	86%
	DALI | PUSH**	**A212-12-32-** | **W** | **G** | **Z** | **WN** | **N** | **W65** |	7W	4000K	200mA	960 lm	86%
SWAP **S** **Super CRI** CRI>97		**A312-12-10-** | **W** | **G** | **Z** | **WN** | **N** | **W65** |	7W	2700K	200mA	770 lm	86%
		A312-12-11- | **W** | **G** | **Z** | **WN** | **N** | **W65** |	7W	3000K	200mA	800 lm	86%
		A312-12-12- | **W** | **G** | **Z** | **WN** | **N** | **W65** |	7W	4000K	200mA	820 lm	86%
		A312-12-20- | **W** | **G** | **Z** | **WN** | **N** | **W65** |	7W	2700K	200mA	770 lm	86%
		A312-12-21- | **W** | **G** | **Z** | **WN** | **N** | **W65** |	7W	3000K	200mA	800 lm	86%
	PHASE CUT**	**A312-12-22-** | **W** | **G** | **Z** | **WN** | **N** | **W65** |	7W	4000K	200mA	820 lm	86%
		A312-12-30- | **W** | **G** | **Z** | **WN** | **N** | **W65** |	7W	2700K	200mA	770 lm	86%
		A312-12-31- | **W** | **G** | **Z** | **WN** | **N** | **W65** |	7W	3000K	200mA	800 lm	86%
	DALI | PUSH**	**A312-12-32-** | **W** | **G** | **Z** | **WN** | **N** | **W65** |	7W	4000K	200mA	820 lm	86%

220 240 V~ | **IP**20 | **IP**65* | L90B10 >55.000 h

MacAdam Step 2 | FAST \| CONNEC | INCL | INCL \| ACC. | Ø62 | 33°

OPTIONAL ACCESSORY

*SWAP IP65

AFFECTS THE LIGHTING PARAMETERS

WHITE · DIRECT REFERENCE	LOR
W65 ☐	81%
W65 ☐ **DIM TO WARM**	76%

OTHER COLOURS

IP65 ACCESSORY **S**

REFERENCE + A212-10-65- | W | N |

PRE-ASSEMBLED. NOT SOLD SEPARATELY

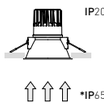

36°

		P	CCT	I	Flux	LOR
SWAP **S** **DIM to warm** CRI>90	PHASE CUT** **A212-13-29-** | **W** | **G** | **Z** | **WN** | **N** | **W65** |	6W	3000-1800K	350mA	640 lm	80%
	DALI | PUSH** **A212-13-39-** | **W** | **G** | **Z** | **WN** | **N** | **W65** |	6W	3000-1800K	350mA	640 lm	80%

220 240 V~ | **IP**20 | **IP**65* | L80B10 >55.000 h

MacAdam Step 3 | FAST \| CONNEC | INCL | INCL \| ACC. | Ø62 | UGR <19 | 33°

EPD INTERNATIONAL EPD SYSTEM

COLOUR | W ☐ | G ■ | Z ■ | WN ■ | N ■ | MATERIAL | AL | PC | PC | RAL » 392

** OTHER DIM OPTIONS PLEASE CONSULT | COLOURS MAY AFFECT THE LIGHTING PARAMETERS » 370



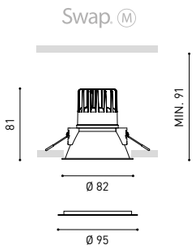

			P	CCT	I	Flux	LOR
SWAP **M** CRI>90		**A212-21-10-** | **W** | **G** | **Z** | **WN** | **N** | **W65** |	5W	2700K	150mA	675 lm	86%
		A212-21-11- | **W** | **G** | **Z** | **WN** | **N** | **W65** |	5W	3000K	150mA	700 lm	86%
		A212-21-13- | **W** | **G** | **Z** | **WN** | **N** | **W65** |	5W	3500K	150mA	705 lm	86%
		A212-21-12- | **W** | **G** | **Z** | **WN** | **N** | **W65** |	5W	4000K	150mA	710 lm	86%
		A212-22-10- | **W** | **G** | **Z** | **WN** | **N** | **W65** |	7W	2700K	200mA	910 lm	86%
		A212-22-11- | **W** | **G** | **Z** | **WN** | **N** | **W65** |	7W	3000K	200mA	940 lm	86%
		A212-22-13- | **W** | **G** | **Z** | **WN** | **N** | **W65** |	7W	3500K	200mA	955 lm	86%
		A212-22-12- | **W** | **G** | **Z** | **WN** | **N** | **W65** |	7W	4000K	200mA	960 lm	86%
		A212-22-20- | **W** | **G** | **Z** | **WN** | **N** | **W65** |	7W	2700K	200mA	910 lm	86%
		A212-22-21- | **W** | **G** | **Z** | **WN** | **N** | **W65** |	7W	3000K	200mA	940 lm	86%
	PHASE CUT**	**A212-22-23-** | **W** | **G** | **Z** | **WN** | **N** | **W65** |	7W	3500K	200mA	955 lm	86%
	PHASE CUT**	**A212-22-22-** | **W** | **G** | **Z** | **WN** | **N** | **W65** |	7W	4000K	200mA	960 lm	86%
		A212-22-30- | **W** | **G** | **Z** | **WN** | **N** | **W65** |	7W	2700K	200mA	910 lm	86%
		A212-22-31- | **W** | **G** | **Z** | **WN** | **N** | **W65** |	7W	3000K	200mA	940 lm	86%
	DALI | PUSH**	**A212-22-33-** | **W** | **G** | **Z** | **WN** | **N** | **W65** |	7W	3500K	200mA	955 lm	86%
	DALI | PUSH**	**A212-22-32-** | **W** | **G** | **Z** | **WN** | **N** | **W65** |	7W	4000K	200mA	960 lm	86%
SWAP **M** **Super CRI** CRI>97		**A312-22-10-** | **W** | **G** | **Z** | **WN** | **N** | **W65** |	7W	2700K	200mA	770 lm	86%
		A312-22-11- | **W** | **G** | **Z** | **WN** | **N** | **W65** |	7W	3000K	200mA	800 lm	86%
		A312-22-12- | **W** | **G** | **Z** | **WN** | **N** | **W65** |	7W	4000K	200mA	820 lm	86%
		A312-22-20- | **W** | **G** | **Z** | **WN** | **N** | **W65** |	7W	2700K	200mA	770 lm	86%
		A312-22-21- | **W** | **G** | **Z** | **WN** | **N** | **W65** |	7W	3000K	200mA	800 lm	86%
	PHASE CUT**	**A312-22-22-** | **W** | **G** | **Z** | **WN** | **N** | **W65** |	7W	4000K	200mA	820 lm	86%
		A312-22-30- | **W** | **G** | **Z** | **WN** | **N** | **W65** |	7W	2700K	200mA	770 lm	86%
		A312-22-31- | **W** | **G** | **Z** | **WN** | **N** | **W65** |	7W	3000K	200mA	800 lm	86%
	DALI | PUSH**	**A312-22-32-** | **W** | **G** | **Z** | **WN** | **N** | **W65** |	7W	4000K	200mA	820 lm	86%

220 240 V~ | **IP**20 | **IP**65* | L90B10 >55.000 h

MacAdam Step 2 | FAST \| CONNEC | INCL | INCL \| ACC. | Ø75 | UGR <19 | 42°

OPTIONAL ACCESSORIES

*SWAP IP65

AFFECTS THE LIGHTING PARAMETERS

WHITE · DIRECT REFERENCE	LOR
W65 ☐	81%
W65 ☐ **DIM TO WARM**	76%

OTHER COLOURS

IP65 ACCESSORY **M**

REFERENCE + A212-20-65- | W | N |

PRE-ASSEMBLED. NOT SOLD SEPARATELY

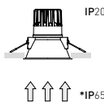

46°

FLAT SPRING ACCESSORY

A212-00-00

ACCESSORY FOR CONCRETE CEILINGS. NOT PRE-ASSEMBLED. SELF-INSTALLATION KIT TOGETHER WITH THE PRODUCT.



		P	CCT	I	Flux	LOR
SWAP **M** **DIM to warm** CRI>90	PHASE CUT** **A212-23-29-** | **W** | **G** | **Z** | **WN** | **N** | **W65** |	6W	3000-1800K	350mA	640 lm	80%
	DALI | PUSH** **A212-23-39-** | **W** | **G** | **Z** | **WN** | **N** | **W65** |	6W	3000-1800K	350mA	640 lm	80%

220 240 V~ | **IP**20 | **IP**65* | L80B10 >55.000 h

MacAdam Step 3 | FAST \| CONNEC | INCL | INCL \| ACC. | Ø75 | UGR <19 | 42°

EPD INTERNATIONAL EPD SYSTEM

COLOUR | W ☐ | G ■ | Z ■ | WN ■ | N ■ | MATERIAL | AL | PC | PC | RAL » 392

** OTHER DIM OPTIONS PLEASE CONSULT | COLOURS MAY AFFECT THE LIGHTING PARAMETERS » 370

Swap



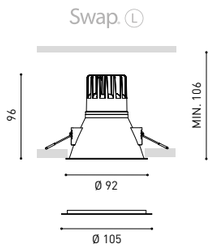

OPTIONAL ACCESSORIES

*SWAP IP65

AFFECTS THE LIGHTING PARAMETERS

WHITE · DIRECT REFERENCE	LOR
W65 ☐	81%
W65 ☐ DIM TO WARM	76%

OTHER COLOURS

IP65 ACCESSORY L

REFERENCE + A212-30-65- | W | N |

PRE-ASSEMBLED. NOT SOLD SEPARATELY



FLAT SPRING ACCESSORY

A212-00-00

ACCESSORY FOR CONCRETE CEILINGS. NOT PRE-ASSEMBLED. SELF-INSTALLATION KIT TOGETHER WITH THE PRODUCT.



			P	CCT	I	Flux	LOR
SWAP L CRI>90		A212-31-10- | W | G | Z | WN | N | W65 |	5W	2700K	150mA	675 lm	86%
		A212-31-11- | W | G | Z | WN | N | W65 |	5W	3000K	150mA	700 lm	86%
		A212-31-13- | W | G | Z | WN | N | W65 |	5W	3500K	150mA	705 lm	86%
		A212-31-12- | W | G | Z | WN | N | W65 |	5W	4000K	150mA	710 lm	86%
		A212-32-10- | W | G | Z | WN | N | W65 |	7W	2700K	200mA	910 lm	86%
		A212-32-11- | W | G | Z | WN | N | W65 |	7W	3000K	200mA	940 lm	86%
		A212-32-13- | W | G | Z | WN | N | W65 |	7W	3500K	200mA	955 lm	86%
		A212-32-12- | W | G | Z | WN | N | W65 |	7W	4000K	200mA	960 lm	86%
		A212-32-20- | W | G | Z | WN | N | W65 |	7W	2700K	200mA	910 lm	86%
		A212-32-21- | W | G | Z | WN | N | W65 |	7W	3000K	200mA	940 lm	86%
	PHASE CUT**	A212-32-23- | W | G | Z | WN | N | W65 |	7W	3500K	200mA	955 lm	86%
		A212-32-22- | W | G | Z | WN | N | W65 |	7W	4000K	200mA	960 lm	86%
		A212-32-30- | W | G | Z | WN | N | W65 |	7W	2700K	200mA	910 lm	86%
		A212-32-31- | W | G | Z | WN | N | W65 |	7W	3000K	200mA	940 lm	86%
	DALI | PUSH**	A212-32-33- | W | G | Z | WN | N | W65 |	7W	3500K	200mA	955 lm	86%
		A212-32-32- | W | G | Z | WN | N | W65 |	7W	4000K	200mA	960 lm	86%
SWAP L Super CRI CRI>97		A312-32-10- | W | G | Z | WN | N | W65 |	7W	2700K	200mA	770 lm	86%
		A312-32-11- | W | G | Z | WN | N | W65 |	7W	3000K	200mA	800 lm	86%
		A312-32-12- | W | G | Z | WN | N | W65 |	7W	4000K	200mA	820 lm	86%
		A312-32-20- | W | G | Z | WN | N | W65 |	7W	2700K	200mA	770 lm	86%
		A312-32-21- | W | G | Z | WN | N | W65 |	7W	3000K	200mA	800 lm	86%
	PHASE CUT**	A312-32-22- | W | G | Z | WN | N | W65 |	7W	4000K	200mA	820 lm	86%
		A312-32-30- | W | G | Z | WN | N | W65 |	7W	2700K	200mA	770 lm	86%
		A312-32-31- | W | G | Z | WN | N | W65 |	7W	3000K	200mA	800 lm	86%
	DALI | PUSH**	A312-32-32- | W | G | Z | WN | N | W65 |	7W	4000K	200mA	820 lm	86%

220 240 V~ | ☐ IP20 | IP65* | L90B10 >55.000 h

MacAdam Step 2 | FAST \| CONNEC | INCL | INCL \| ACC. | Ø85 | UGR <19 | 40°

			P	CCT	I	Flux	LOR
SWAP L DIM to warm CRI>90	PHASE CUT**	A212-33-29- | W | G | Z | WN | N | W65 |	6W	3000-1800K	350mA	640 lm	80%
	DALI | PUSH**	A212-33-39- | W | G | Z | WN | N | W65 |	6W	3000-1800K	350mA	640 lm	80%

220 240 V~ | ☐ IP20 | IP65* | L80B10 >55.000 h

MacAdam Step 3 | FAST \| CONNEC | INCL | INCL \| ACC. | Ø85 | UGR <19 | 40°

EPD INTERNATIONAL EPD SYSTEM

COLOUR | W ☐ | G ■ | Z ■ | WN ■ | N ■ | MATERIAL | AL | PC | PC | RAL » 392

** OTHER DIM OPTIONS PLEASE CONSULT | COLOURS MAY AFFECT THE LIGHTING PARAMETERS

& » 370



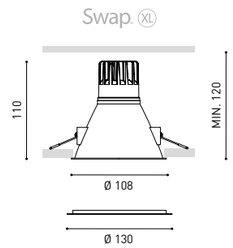

OPTIONAL ACCESSORIES

*SWAP IP65

AFFECTS THE LIGHTING PARAMETERS

WHITE · DIRECT REFERENCE	LOR
W65 ☐	81%
W65 ☐ DIM TO WARM	76%

OTHER COLOURS

IP65 ACCESSORY XL

REFERENCE + A212-40-65- | W | N |

PRE-ASSEMBLED. NOT SOLD SEPARATELY



FLAT SPRING ACCESSORY

A212-00-00

ACCESSORY FOR CONCRETE CEILINGS. NOT PRE-ASSEMBLED. SELF-INSTALLATION KIT TOGETHER WITH THE PRODUCT.



			P	CCT	I	Flux	LOR
SWAP XL CRI>90		A212-41-10- | W | G | Z | WN | N | W65 |	5W	2700K	150mA	675 lm	86%
		A212-41-11- | W | G | Z | WN | N | W65 |	5W	3000K	150mA	700 lm	86%
		A212-41-13- | W | G | Z | WN | N | W65 |	5W	3500K	150mA	705 lm	86%
		A212-41-12- | W | G | Z | WN | N | W65 |	5W	4000K	150mA	710 lm	86%
		A212-42-10- | W | G | Z | WN | N | W65 |	7W	2700K	200mA	910 lm	86%
		A212-42-11- | W | G | Z | WN | N | W65 |	7W	3000K	200mA	940 lm	86%
		A212-42-13- | W | G | Z | WN | N | W65 |	7W	3500K	200mA	955 lm	86%
		A212-42-12- | W | G | Z | WN | N | W65 |	7W	4000K	200mA	960 lm	86%
		A212-42-20- | W | G | Z | WN | N | W65 |	7W	2700K	200mA	910 lm	86%
		A212-42-21- | W | G | Z | WN | N | W65 |	7W	3000K	200mA	940 lm	86%
	PHASE CUT**	A212-42-23- | W | G | Z | WN | N | W65 |	7W	3500K	200mA	955 lm	86%
		A212-42-22- | W | G | Z | WN | N | W65 |	7W	4000K	200mA	960 lm	86%
		A212-42-30- | W | G | Z | WN | N | W65 |	7W	2700K	200mA	910 lm	86%
		A212-42-31- | W | G | Z | WN | N | W65 |	7W	3000K	200mA	940 lm	86%
	DALI | PUSH**	A212-42-33- | W | G | Z | WN | N | W65 |	7W	3500K	200mA	955 lm	86%
		A212-42-32- | W | G | Z | WN | N | W65 |	7W	4000K	200mA	960 lm	86%
SWAP XL Super CRI CRI>97		A312-42-10- | W | G | Z | WN | N | W65 |	7W	2700K	200mA	770 lm	86%
		A312-42-11- | W | G | Z | WN | N | W65 |	7W	3000K	200mA	800 lm	86%
		A312-42-12- | W | G | Z | WN | N | W65 |	7W	4000K	200mA	820 lm	86%
		A312-42-20- | W | G | Z | WN | N | W65 |	7W	2700K	200mA	770 lm	86%
		A312-42-21- | W | G | Z | WN | N | W65 |	7W	3000K	200mA	800 lm	86%
	PHASE CUT**	A312-42-22- | W | G | Z | WN | N | W65 |	7W	4000K	200mA	820 lm	86%
		A312-42-30- | W | G | Z | WN | N | W65 |	7W	2700K	200mA	770 lm	86%
		A312-42-31- | W | G | Z | WN | N | W65 |	7W	3000K	200mA	800 lm	86%
	DALI | PUSH**	A312-42-32- | W | G | Z | WN | N | W65 |	7W	4000K	200mA	820 lm	86%

220 240 V~ | ☐ IP20 | IP65* | L90B10 >55.000 h

MacAdam Step 2 | FAST \| CONNEC | INCL | INCL \| ACC. | Ø101 | UGR <19 | 43°

			P	CCT	I	Flux	LOR
SWAP XL DIM to warm CRI>90	PHASE CUT**	A212-43-29- | W | G | Z | WN | N | W65 |	6W	3000-1800K	350mA	640 lm	80%
	DALI | PUSH**	A212-43-39- | W | G | Z | WN | N | W65 |	6W	3000-1800K	350mA	640 lm	80%

220 240 V~ | ☐ IP20 | IP65* | L80B10 >55.000 h

MacAdam Step 3 | FAST \| CONNEC | INCL | INCL \| ACC. | Ø101 | UGR <19 | 43°

EPD INTERNATIONAL EPD SYSTEM

COLOUR | W ☐ | G ■ | Z ■ | WN ■ | N ■ | MATERIAL | AL | PC | PC | RAL » 392

** OTHER DIM OPTIONS PLEASE CONSULT | COLOURS MAY AFFECT THE LIGHTING PARAMETERS

& » 370

Swap



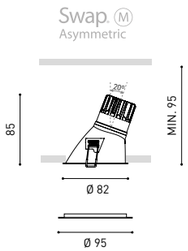

OPTIONAL ACCESSORY

*SWAP IP65

AFFECTS THE LIGHTING PARAMETERS

WHITE · DIRECT REFERENCE	LOR
W65 ☐	81%
W65 ☐ DIM TO WARM	76%

OTHER COLOURS

IP65 ACCESSORY **M**

REFERENCE + A212-20-65- | W | N |

PRE-ASSEMBLED. NOT SOLD SEPARATELY

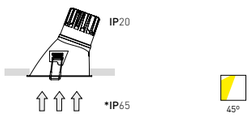

FLAT SPRING ACCESSORY

A212-00-00

ACCESSORY FOR CONCRETE CEILINGS. NOT PRE-ASSEMBLED. SELF-INSTALLATION KIT TOGETHER WITH THE PRODUCT.

			P	CCT	I	Flux	LOR
SWAP **M** Asymmetric CRI>90		A216-21-10- | W | G | Z | WN | N | W65 |	5W	2700K	150mA	675 lm	86%
		A216-21-11- | W | G | Z | WN | N | W65 |	5W	3000K	150mA	700 lm	86%
		A216-21-13- | W | G | Z | WN | N | W65 |	5W	3500K	150mA	705 lm	86%
		A216-21-12- | W | G | Z | WN | N | W65 |	5W	4000K	150mA	710 lm	86%
		A216-22-10- | W | G | Z | WN | N | W65 |	7W	2700K	200mA	910 lm	86%
		A216-22-11- | W | G | Z | WN | N | W65 |	7W	3000K	200mA	940 lm	86%
		A216-22-13- | W | G | Z | WN | N | W65 |	7W	3500K	200mA	955 lm	86%
		A216-22-12- | W | G | Z | WN | N | W65 |	7W	4000K	200mA	960 lm	86%
		A216-22-20- | W | G | Z | WN | N | W65 |	7W	2700K	200mA	910 lm	86%
		A216-22-21- | W | G | Z | WN | N | W65 |	7W	3000K	200mA	940 lm	86%
	PHASE CUT**	A216-22-23- | W | G | Z | WN | N | W65 |	7W	3500K	200mA	955 lm	86%
		A216-22-22- | W | G | Z | WN | N | W65 |	7W	4000K	200mA	960 lm	86%
		A216-22-30- | W | G | Z | WN | N | W65 |	7W	2700K	200mA	910 lm	86%
		A216-22-31- | W | G | Z | WN | N | W65 |	7W	3000K	200mA	940 lm	86%
	DALI | PUSH**	A216-22-33- | W | G | Z | WN | N | W65 |	7W	3500K	200mA	955 lm	86%
		A216-22-32- | W | G | Z | WN | N | W65 |	7W	4000K	200mA	960 lm	86%
SWAP **M** Asymmetric Super CRI CRI>97		A316-22-10- | W | G | Z | WN | N | W65 |	7W	2700K	200mA	770 lm	86%
		A316-22-11- | W | G | Z | WN | N | W65 |	7W	3000K	200mA	800 lm	86%
		A316-22-12- | W | G | Z | WN | N | W65 |	7W	4000K	200mA	820 lm	86%
		A316-22-20- | W | G | Z | WN | N | W65 |	7W	2700K	200mA	770 lm	86%
		A316-22-21- | W | G | Z | WN | N | W65 |	7W	3000K	200mA	800 lm	86%
	PHASE CUT**	A316-22-22- | W | G | Z | WN | N | W65 |	7W	4000K	200mA	820 lm	86%
		A316-22-30- | W | G | Z | WN | N | W65 |	7W	2700K	200mA	770 lm	86%
		A316-22-31- | W | G | Z | WN | N | W65 |	7W	3000K	200mA	800 lm	86%
	DALI | PUSH**	A316-22-32- | W | G | Z | WN | N | W65 |	7W	4000K	200mA	820 lm	86%

220 240 V~ | ☐ IP20 | IP65* | L90B10 >55.000 h

MacAdam Step 2 | FAST | CONNEC | INCL | INCL | ACC. | Ø75 | 45°

			P	CCT	I	Flux	LOR
SWAP **M** Asymmetric DIM to warm CRI>90	PHASE CUT**	A216-23-29- | W | G | Z | WN | N | W65 |	6W	3000-1800K	350mA	640 lm	80%
	DALI | PUSH**	A216-23-39- | W | G | Z | WN | N | W65 |	6W	3000-1800K	350mA	640 lm	80%

220 240 V~ | ☐ IP20 | IP65* | L80B10 >55.000 h

MacAdam Step 3 | FAST | CONNEC | INCL | INCL | ACC. | Ø75 | 45°

EPD INTERNATIONAL EPD SYSTEM

COLOUR | W ☐ | G ■ | Z ■ | WN ■ | N ■ | MATERIAL | AL | PC | PC | RAL » 392

** OTHER DIM OPTIONS PLEASE CONSULT | COLOURS MAY AFFECT THE LIGHTING PARAMETERS

& » 370



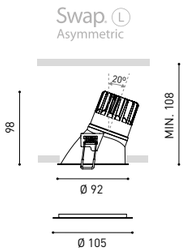

OPTIONAL ACCESSORY

*SWAP IP65

AFFECTS THE LIGHTING PARAMETERS

WHITE · DIRECT REFERENCE	LOR
W65 ☐	81%
W65 ☐ DIM TO WARM	76%

OTHER COLOURS

IP65 ACCESSORY **L**

REFERENCE + A212-30-65- | W | N |

PRE-ASSEMBLED. NOT SOLD SEPARATELY

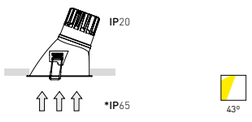

FLAT SPRING ACCESSORY

A212-00-00

ACCESSORY FOR CONCRETE CEILINGS. NOT PRE-ASSEMBLED. SELF-INSTALLATION KIT TOGETHER WITH THE PRODUCT.

			P	CCT	I	Flux	LOR
SWAP **L** Asymmetric CRI>90		A216-31-10- | W | G | Z | WN | N | W65 |	5W	2700K	150mA	675 lm	86%
		A216-31-11- | W | G | Z | WN | N | W65 |	5W	3000K	150mA	700 lm	86%
		A216-31-13- | W | G | Z | WN | N | W65 |	5W	3500K	150mA	705 lm	86%
		A216-31-12- | W | G | Z | WN | N | W65 |	5W	4000K	150mA	710 lm	86%
		A216-32-10- | W | G | Z | WN | N | W65 |	7W	2700K	200mA	910 lm	86%
		A216-32-11- | W | G | Z | WN | N | W65 |	7W	3000K	200mA	940 lm	86%
		A216-32-13- | W | G | Z | WN | N | W65 |	7W	3500K	200mA	955 lm	86%
		A216-32-12- | W | G | Z | WN | N | W65 |	7W	4000K	200mA	960 lm	86%
		A216-32-20- | W | G | Z | WN | N | W65 |	7W	2700K	200mA	910 lm	86%
		A216-32-21- | W | G | Z | WN | N | W65 |	7W	3000K	200mA	940 lm	86%
	PHASE CUT**	A216-32-23- | W | G | Z | WN | N | W65 |	7W	3500K	200mA	955 lm	86%
		A216-32-22- | W | G | Z | WN | N | W65 |	7W	4000K	200mA	960 lm	86%
		A216-32-30- | W | G | Z | WN | N | W65 |	7W	2700K	200mA	910 lm	86%
		A216-32-31- | W | G | Z | WN | N | W65 |	7W	3000K	200mA	940 lm	86%
	DALI | PUSH**	A216-32-33- | W | G | Z | WN | N | W65 |	7W	3500K	200mA	955 lm	86%
		A216-32-32- | W | G | Z | WN | N | W65 |	7W	4000K	200mA	960 lm	86%
SWAP **L** Asymmetric Super CRI CRI>97		A316-32-10- | W | G | Z | WN | N | W65 |	7W	2700K	200mA	770 lm	86%
		A316-32-11- | W | G | Z | WN | N | W65 |	7W	3000K	200mA	800 lm	86%
		A316-32-12- | W | G | Z | WN | N | W65 |	7W	4000K	200mA	820 lm	86%
		A316-32-20- | W | G | Z | WN | N | W65 |	7W	2700K	200mA	770 lm	86%
		A316-32-21- | W | G | Z | WN | N | W65 |	7W	3000K	200mA	800 lm	86%
	PHASE CUT**	A316-32-22- | W | G | Z | WN | N | W65 |	7W	4000K	200mA	820 lm	86%
		A316-32-30- | W | G | Z | WN | N | W65 |	7W	2700K	200mA	770 lm	86%
		A316-32-31- | W | G | Z | WN | N | W65 |	7W	3000K	200mA	800 lm	86%
	DALI | PUSH**	A316-32-32- | W | G | Z | WN | N | W65 |	7W	4000K	200mA	820 lm	86%

220 240 V~ | ☐ IP20 | IP65* | L90B10 >55.000 h

MacAdam Step 2 | FAST | CONNEC | INCL | INCL | ACC. | Ø85 | 43°

			P	CCT	I	Flux	LOR
SWAP **L** Asymmetric DIM to warm CRI>90	PHASE CUT**	A216-33-29- | W | G | Z | WN | N | W65 |	6W	3000-1800K	350mA	640 lm	80%
	DALI | PUSH**	A216-33-39- | W | G | Z | WN | N | W65 |	6W	3000-1800K	350mA	640 lm	80%

220 240 V~ | ☐ IP20 | IP65* | L80B10 >55.000 h

MacAdam Step 3 | FAST | CONNEC | INCL | INCL | ACC. | Ø85 | 43°

EPD INTERNATIONAL EPD SYSTEM

COLOUR | W ☐ | G ■ | Z ■ | WN ■ | N ■ | MATERIAL | AL | PC | PC | RAL » 392

** OTHER DIM OPTIONS PLEASE CONSULT | COLOURS MAY AFFECT THE LIGHTING PARAMETERS

& » 370

Swap



Swap.
Square

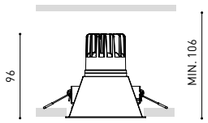

			P	CCT	I	Flux	LOR
SWAP Square CRI>90		**A254-31-10-** | **W** | **G** | **Z** | **WN** | **N** | **W65** |	5W	2700K	150mA	675 lm	90%
		A254-31-11- | **W** | **G** | **Z** | **WN** | **N** | **W65** |	5W	3000K	150mA	700 lm	90%
		A254-31-13- | **W** | **G** | **Z** | **WN** | **N** | **W65** |	5W	3500K	150mA	705 lm	90%
		A254-31-12- | **W** | **G** | **Z** | **WN** | **N** | **W65** |	5W	4000K	150mA	710 lm	90%
		A254-32-10- | **W** | **G** | **Z** | **WN** | **N** | **W65** |	7W	2700K	200mA	910 lm	90%
		A254-32-11- | **W** | **G** | **Z** | **WN** | **N** | **W65** |	7W	3000K	200mA	940 lm	90%
		A254-32-13- | **W** | **G** | **Z** | **WN** | **N** | **W65** |	7W	3500K	200mA	955 lm	90%
		A254-32-12- | **W** | **G** | **Z** | **WN** | **N** | **W65** |	7W	4000K	200mA	960 lm	90%
		A254-32-20- | **W** | **G** | **Z** | **WN** | **N** | **W65** |	7W	2700K	200mA	910 lm	90%
		A254-32-21- | **W** | **G** | **Z** | **WN** | **N** | **W65** |	7W	3000K	200mA	940 lm	90%
	PHASE CUT**	**A254-32-23-** | **W** | **G** | **Z** | **WN** | **N** | **W65** |	7W	3500K	200mA	955 lm	90%
		A254-32-22- | **W** | **G** | **Z** | **WN** | **N** | **W65** |	7W	4000K	200mA	960 lm	90%
		A254-32-30- | **W** | **G** | **Z** | **WN** | **N** | **W65** |	7W	2700K	200mA	910 lm	90%
		A254-32-31- | **W** | **G** | **Z** | **WN** | **N** | **W65** |	7W	3000K	200mA	940 lm	90%
		A254-32-33- | **W** | **G** | **Z** | **WN** | **N** | **W65** |	7W	3500K	200mA	955 lm	90%
	DALI | PUSH**	**A254-32-32-** | **W** | **G** | **Z** | **WN** | **N** | **W65** |	7W	4000K	200mA	960 lm	90%
SWAP Square **Super CRI** CRI>97		**A354-32-10-** | **W** | **G** | **Z** | **WN** | **N** | **W65** |	7W	2700K	200mA	770 lm	90%
		A354-32-11- | **W** | **G** | **Z** | **WN** | **N** | **W65** |	7W	3000K	200mA	800 lm	90%
		A354-32-12- | **W** | **G** | **Z** | **WN** | **N** | **W65** |	7W	4000K	200mA	820 lm	90%
		A354-32-20- | **W** | **G** | **Z** | **WN** | **N** | **W65** |	7W	2700K	200mA	770 lm	90%
		A354-32-21- | **W** | **G** | **Z** | **WN** | **N** | **W65** |	7W	3000K	200mA	800 lm	90%
	PHASE CUT**	**A354-32-22-** | **W** | **G** | **Z** | **WN** | **N** | **W65** |	7W	4000K	200mA	820 lm	90%
		A354-32-30- | **W** | **G** | **Z** | **WN** | **N** | **W65** |	7W	2700K	200mA	770 lm	90%
		A354-32-31- | **W** | **G** | **Z** | **WN** | **N** | **W65** |	7W	3000K	200mA	800 lm	90%
	DALI | PUSH**	**A354-32-32-** | **W** | **G** | **Z** | **WN** | **N** | **W65** |	7W	4000K	200mA	820 lm	90%

220 240 V~ | □ **IP20** | **IP65*** | L90B10 >55.000 h

MacAdam Step 2 | FAST | CONNEC | INCL | INCL | ACC. | 85 X 85 | UGR <19 | 44°

OPTIONAL ACCESSORY

*SWAP IP65

AFFECTS THE LIGHTING PARAMETERS

WHITE · DIRECT REFERENCE	LOR
W65 □	85%
W65 □ **DIM TO WARM**	76%

OTHER COLOURS

IP65 ACCESSORY Square

REFERENCE + A254-30-65- | **W** | **N** |

PRE-ASSEMBLED. NOT SOLD SEPARATELY

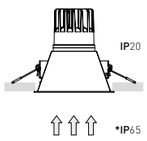

44°

			P	CCT	I	Flux	LOR
SWAP Square **DIM to warm** CRI>90	PHASE CUT**	**A254-33-29-** | **W** | **G** | **Z** | **WN** | **N** | **W65** |	6W	3000-1800K	350mA	640 lm	80%
	DALI | PUSH**	**A254-33-39-** | **W** | **G** | **Z** | **WN** | **N** | **W65** |	6W	3000-1800K	350mA	640 lm	80%

220 240 V~ | □ **IP20** | **IP65*** | L80B10 >55.000 h

MacAdam Step 3 | FAST | CONNEC | INCL | INCL | ACC. | 85 X 85 | UGR <19 | 44°

COLOUR | W □ | G ■ | Z ■ | WN ■ | N ■ | MATERIAL | AL | PC | PC | RAL » 392

** OTHER DIM OPTIONS PLEASE CONSULT | COLOURS MAY AFFECT THE LIGHTING PARAMETERS

» 370



Swap.
Square Asymmetric

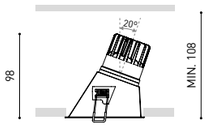

			P	CCT	I	Flux	LOR
SWAP Square **Asymmetric** CRI>90		**A255-31-10-** | **W** | **G** | **Z** | **WN** | **N** | **W65** |	5W	2700K	150mA	675 lm	86%
		A255-31-11- | **W** | **G** | **Z** | **WN** | **N** | **W65** |	5W	3000K	150mA	700 lm	86%
		A255-31-13- | **W** | **G** | **Z** | **WN** | **N** | **W65** |	5W	3500K	150mA	705 lm	86%
		A255-31-12- | **W** | **G** | **Z** | **WN** | **N** | **W65** |	5W	4000K	150mA	710 lm	86%
		A255-32-10- | **W** | **G** | **Z** | **WN** | **N** | **W65** |	7W	2700K	200mA	910 lm	86%
		A255-32-11- | **W** | **G** | **Z** | **WN** | **N** | **W65** |	7W	3000K	200mA	940 lm	86%
		A255-32-13- | **W** | **G** | **Z** | **WN** | **N** | **W65** |	7W	3500K	200mA	955 lm	86%
		A255-32-12- | **W** | **G** | **Z** | **WN** | **N** | **W65** |	7W	4000K	200mA	960 lm	86%
		A255-32-20- | **W** | **G** | **Z** | **WN** | **N** | **W65** |	7W	2700K	200mA	910 lm	86%
		A255-32-21- | **W** | **G** | **Z** | **WN** | **N** | **W65** |	7W	3000K	200mA	940 lm	86%
	PHASE CUT**	**A255-32-23-** | **W** | **G** | **Z** | **WN** | **N** | **W65** |	7W	3500K	200mA	955 lm	86%
		A255-32-22- | **W** | **G** | **Z** | **WN** | **N** | **W65** |	7W	4000K	200mA	960 lm	86%
		A255-32-30- | **W** | **G** | **Z** | **WN** | **N** | **W65** |	7W	2700K	200mA	910 lm	86%
		A255-32-31- | **W** | **G** | **Z** | **WN** | **N** | **W65** |	7W	3000K	200mA	940 lm	86%
		A255-32-33- | **W** | **G** | **Z** | **WN** | **N** | **W65** |	7W	3500K	200mA	955 lm	86%
	DALI | PUSH**	**A255-32-32-** | **W** | **G** | **Z** | **WN** | **N** | **W65** |	7W	4000K	200mA	960 lm	86%
SWAP Square **Asymmetric** **Super CRI** CRI>97		**A355-32-10-** | **W** | **G** | **Z** | **WN** | **N** | **W65** |	7W	2700K	200mA	770 lm	86%
		A355-32-11- | **W** | **G** | **Z** | **WN** | **N** | **W65** |	7W	3000K	200mA	800 lm	86%
		A355-32-12- | **W** | **G** | **Z** | **WN** | **N** | **W65** |	7W	4000K	200mA	820 lm	86%
		A355-32-20- | **W** | **G** | **Z** | **WN** | **N** | **W65** |	7W	2700K	200mA	770 lm	86%
		A355-32-21- | **W** | **G** | **Z** | **WN** | **N** | **W65** |	7W	3000K	200mA	800 lm	86%
	PHASE CUT**	**A355-32-22-** | **W** | **G** | **Z** | **WN** | **N** | **W65** |	7W	4000K	200mA	820 lm	86%
		A355-32-30- | **W** | **G** | **Z** | **WN** | **N** | **W65** |	7W	2700K	200mA	770 lm	86%
		A355-32-31- | **W** | **G** | **Z** | **WN** | **N** | **W65** |	7W	3000K	200mA	800 lm	86%
	DALI | PUSH**	**A355-32-32-** | **W** | **G** | **Z** | **WN** | **N** | **W65** |	7W	4000K	200mA	820 lm	86%

220 240 V~ | □ **IP20** | **IP65*** | L90B10 >55.000 h

MacAdam Step 2 | FAST | CONNEC | INCL | INCL | ACC. | 85 X 85 | 52°

OPTIONAL ACCESSORY

*SWAP IP65

AFFECTS THE LIGHTING PARAMETERS

WHITE · DIRECT REFERENCE	LOR
W65 □	81%
W65 □ **DIM TO WARM**	76%

OTHER COLOURS

IP65 ACCESSORY Square

REFERENCE + A254-30-65- | **W** | **N** |

PRE-ASSEMBLED. NOT SOLD SEPARATELY

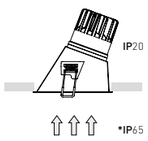

52°

			P	CCT	I	Flux	LOR
SWAP Square **Asymmetric** **DIM to warm** CRI>90	PHASE CUT**	**A255-33-29-** | **W** | **G** | **Z** | **WN** | **N** | **W65** |	6W	3000-1800K	350mA	640 lm	80%
	DALI | PUSH**	**A255-33-39-** | **W** | **G** | **Z** | **WN** | **N** | **W65** |	6W	3000-1800K	350mA	640 lm	80%

220 240 V~ | □ **IP20** | **IP65*** | L80B10 >55.000 h

MacAdam Step 3 | FAST | CONNEC | INCL | INCL | ACC. | 85 X 85 | 52°

COLOUR | W □ | G ■ | Z ■ | WN ■ | N ■ | MATERIAL | AL | PC | PC | RAL » 392

** OTHER DIM OPTIONS PLEASE CONSULT | COLOURS MAY AFFECT THE LIGHTING PARAMETERS

» 370

Swap

BISEL EXTRA

Extra Bezel
Collerette Extra
Cornice Extra
Zusatz-Zierring









Complemento siempre incluido pero de uso opcional. Extiende el bisel de la pieza para cubrir empotramientos mayores, conservando el minimalismo de Swap y su perfecta integración en el techo. Fácil instalación. Ideal para reformas en las que remplazar puntos de luz, con agujeros preexistentes, sin obras en el techo ni volver a pintar. Swap es la mejor opción de actualización al LED, frente a las lámparas de sustitución 'retrofit'.

—

Accessory always included but for optional use. It extends the piece's bezel to cover larger recesses, keeping Swap's minimalism and its perfect integration into the ceiling. Easy to fit. Ideal for reforms to replace the light spot, with the already existing holes, without altering the ceiling or repainting. Swap is the best option for updating to LED technology by means of a real light fixture with incorporated LED, in contrast to just a retrofit lamp that only implies a less efficient update of the light source.

—

Complément toujours inclus mais à utiliser en option. Élargissement de la collerette de la pièce pour couvrir des encastrements supérieurs tout en préservant le minimalisme de Swap et son intégration parfaite au plafond. Facile à installer. Idéal pour les réaménagements comprenant des points lumineux à remplacer avec des trous préexistants, sans travaux au plafond et sans besoin de repeindre. Swap est la meilleure option d'actualisation au LED, quand le LED et l'appareil d'éclairage sont intégrés, face aux lampes de substitution «retrofit».

—

Complemento sempre incluso, ma di uso facoltativo. Estende la cornice del pezzo per coprire incassi maggiori, conservando il minimalismo di Swap e la sua perfetta integrazione con il soffitto. Di facile installazione. Ideale per ristrutturazioni in cui è necessario sostituire punti luce, con fori pre-esistenti, senza lavori al soffitto né verniciatura. Swap è la migliore opzione di passaggio al LED rispetto alle lampade di sostituzione 'retrofit' che si limitano ad adeguare soltanto la fonte di luce.

—

Stets im Lieferumfang enthaltenes Zubehör-Teil, das optional verwendet werden kann, zur Verbreiterung des vorhandenen Zierrings und somit auch der Abdeckung größerer Lochmaße. Dabei bleiben der Minimalismus von Swap und die perfekte Integration in die Decke erhalten. Einfacher Einbau. Ideal bei Renovierungen, um Leuchten an bereits bestehenden Öffnungen ohne Eingriffe an der Decke oder zusätzliche Malerarbeiten auszutauschen. SWAP ist somit die ideale Option auf eine echte LED Leuchte mit integrierter LED aufzurüsten, statt nur mit einer ineffizienten Retrofit-Lampe das Leuchtmittel zu aktualisieren.

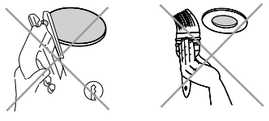

NO WORKS, NO REPAINTING





CUT OUT
From 62 to 126 mm

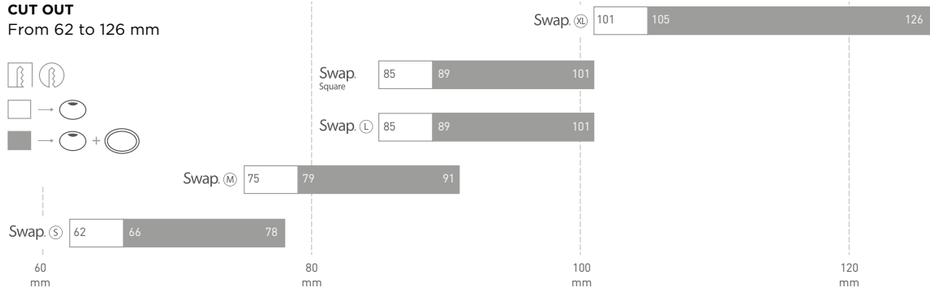

CUT-OUT MEASURES

62-126

Swap. S



62-66
+
66-78

Swap. M



75-79
+
79-91

Swap. L



85-89
+
89-101

Swap. XL



101-105
+
105-126

75-101

Swap. M
Asymmetric



75-79
+
79-91

Swap. L
Asymmetric



85-89
+
89-101

85-101

Swap.
Square



85-89
+
89-101

Swap.
Square Asymmetric



85-89
+
89-101

LAMP-CONCEPT.CH

Swap



		P	CCT	I	Flux	LOR
SWAP S RT 2012	A412-11-10- | W | G | Z | WN | N |	5W	2700K	150mA	675 lm	81%
	A412-11-11- | W | G | Z | WN | N |	5W	3000K	150mA	700 lm	81%
	A412-11-13- | W | G | Z | WN | N |	5W	3500K	150mA	705 lm	81%
	A412-11-12- | W | G | Z | WN | N |	5W	4000K	150mA	710 lm	81%
	A412-12-10- | W | G | Z | WN | N |	7W	2700K	200mA	910 lm	81%
	A412-12-11- | W | G | Z | WN | N |	7W	3000K	200mA	940 lm	81%
	A412-12-13- | W | G | Z | WN | N |	7W	3500K	200mA	955 lm	81%
	A412-12-12- | W | G | Z | WN | N |	7W	4000K	200mA	960 lm	81%

220 240 V~ | IP65 | CRI>90 | L90B10 >55.000 h

MacAdam Step 2 · FAST | CONNEC · INCL · EXCL | ACC. · Ø62 · 36°

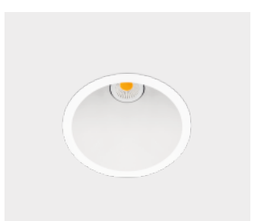

		P	CCT	I	Flux	LOR
SWAP M RT 2012	A412-21-10- | W | G | Z | WN | N |	5W	2700K	150mA	675 lm	81%
	A412-21-11- | W | G | Z | WN | N |	5W	3000K	150mA	700 lm	81%
	A412-21-13- | W | G | Z | WN | N |	5W	3500K	150mA	705 lm	81%
	A412-21-12- | W | G | Z | WN | N |	5W	4000K	150mA	710 lm	81%
	A412-22-10- | W | G | Z | WN | N |	7W	2700K	200mA	910 lm	81%
	A412-22-11- | W | G | Z | WN | N |	7W	3000K	200mA	940 lm	81%
	A412-22-13- | W | G | Z | WN | N |	7W	3500K	200mA	955 lm	81%
	A412-22-12- | W | G | Z | WN | N |	7W	4000K	200mA	960 lm	81%

220 240 V~ | IP65 | CRI>90 | L90B10 >55.000 h

MacAdam Step 2 · FAST | CONNEC · INCL · EXCL | ACC. · Ø75 · UGR <19 · 46°

RECOUVRABLE D'ISOLANT DEROULE



IP65

EXCL | COLLERETTE EXCLUE. NON COMPATIBLE

Swap. S RT 2012

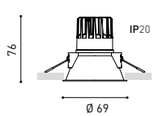

IP65

Swap. M RT 2012

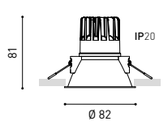

IP65

SPÉCIALE FRANCE

EPD INTERNATIONAL EPD SYSTEM

COLOUR | W | G | Z | WN | N | MATERIAL | AL | PC | RAL » 392

COLOURS MAY AFFECT THE LIGHTING PARAMETERS | ADD-ON BEZEL EXCLUDED. NOT COMPATIBLE

Pointer



		P	CCT	I	Flux	LOR
POINTER	A271-11- -0- | W | N |	5W	2700K	150mA	680 lm	78%
	A271-11- -1- | W | N |	5W	3000K	150mA	700 lm	78%
	A271-11- -2- | W | N |	5W	4000K	150mA	720 lm	78%
	A271-21- -0- | W | N |	7W	2700K	200mA	860 lm	78%
	A271-21- -1- | W | N |	7W	3000K	200mA	900 lm	78%
	A271-21- -2- | W | N |	7W	4000K	200mA	920 lm	78%
	A271-31- -0- | W | N |	11W	2700K	300mA	1200 lm	78%
	A271-31- -1- | W | N |	11W	3000K	300mA	1250 lm	78%
	A271-31- -2- | W | N |	11W	4000K	300mA	1280 lm	78%
	A271-32- -0- | W | N |	11W	2700K	300mA	1200 lm	78%
PHASE CUT *	A271-32- -1- | W | N |	11W	3000K	300mA	1250 lm	78%
	A271-32- -2- | W | N |	11W	4000K	300mA	1280 lm	78%
	A271-33- -0- | W | N |	11W	2700K	300mA	1200 lm	78%
DALI	PUSH *	A271-33- -1- | W | N |	11W	3000K	300mA	1250 lm	78%
	A271-33- -2- | W | N |	11W	4000K	300mA	1280 lm	78%

220 240 V~ | IP20 | CRI>90 | L90B10 >55.000 h

MacAdam Step 2 · INCL · 355° · 30° · Ø105 · 37° / 56°





	BEAM OPTIONS
1	37°
2	56°

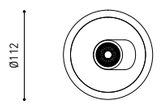

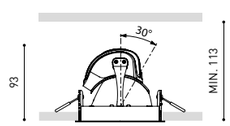



COLOUR | W | N | MATERIAL | AL | PC | RAL » 392

* OTHER DIM OPTIONS PLEASE CONSULT | COLOURS MAY AFFECT THE LIGHTING PARAMETERS

» 370

LAMP-CONCEPT.CH

Lex

Rubén Saldaña



LEX MINI & LEX MINI BLUE ON



LEX MINI BLUE OFF

			P	CCT	I	Flux	LOR
LEX **Mini 1**	**A378-01-10-**	| **W** | **G** | **Z** | **WN** | **N** |	6,5W	2700K	200mA	910 lm	70%
	A378-01-11-	| **W** | **G** | **Z** | **WN** | **N** |	6,5W	3000K	200mA	940 lm	70%
	A378-01-13-	| **W** | **G** | **Z** | **WN** | **N** |	6,5W	3500K	200mA	955 lm	70%
	A378-01-12-	| **W** | **G** | **Z** | **WN** | **N** |	6,5W	4000K	200mA	960 lm	70%
LEX **Mini Blue 1**	**A378-11-10-**	| **W** |	6,5W	2700K	200mA	910 lm	70%
	A378-11-11-	| **W** |	6,5W	3000K	200mA	940 lm	70%
	A378-11-13-	| **W** |	6,5W	3500K	200mA	955 lm	70%
	A378-11-12-	| **W** |	6,5W	4000K	200mA	960 lm	70%
LEX **Mini 2**	**A378-02-** ⓓ **-0-**	| **W** | **G** | **Z** | **WN** | **N** |	12W	2700K	350mA	1400 lm	70%
	A378-02- ⓓ **-1-**	| **W** | **G** | **Z** | **WN** | **N** |	12W	3000K	350mA	1460 lm	70%
	A378-02- ⓓ **-3-**	| **W** | **G** | **Z** | **WN** | **N** |	12W	3500K	350mA	1475 lm	70%
	A378-02- ⓓ **-2-**	| **W** | **G** | **Z** | **WN** | **N** |	12W	4000K	350mA	1480 lm	70%
LEX **Mini Blue 2**	**A378-12-** ⓓ **-0-**	| **W** |	12W	2700K	350mA	1400 lm	70%
	A378-12- ⓓ **-1-**	| **W** |	12W	3000K	350mA	1460 lm	70%
	A378-12- ⓓ **-3-**	| **W** |	12W	3500K	350mA	1475 lm	70%
	A378-12- ⓓ **-2-**	| **W** |	12W	4000K	350mA	1480 lm	70%

220 240 V~ | ▢ **IP**20 | CRI>90 | L90B10 >55.000 h

MacAdam Step 2 | OPTIONS* | INCL | Ø105 | UGR <19 | 70°



G

Z

WN

N

ⓓ	*OPTIONS
1	No DIM
2	DIM DALI
3	DIM Push

DIM PHASE CUT & OTHER DIM OPTIONS PLEASE CONSULT

OPTIONAL ACCESSORY

LEX **High Chromatic LED **** ⓘ » 361

NOT SOLD SEPARATELY

			P	CCT	I	Flux	LOR
LEX **Mini Tunable White**	**A378-00-28-**	| **W** | **G** | **Z** | **WN** | **N** |	10,5W	2700-5000K	600mA	1250 lm	70%
LEX **Mini Blue Tunable White**	**A378-10-28-**	| **W** |	10,5W	2700-5000K	600mA	1250 lm	70%

220 240 V~ | ▢ **IP**20 | CRI>90 | L80B10 >55.000 h

MacAdam Step 3 | DALI | INCL | Ø105 | UGR <19 | 71°

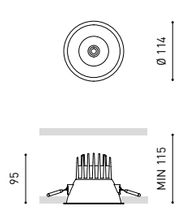

			P	CCT	I	Flux	LOR
LEX **Mini DIM to Warm**	**A378-00-29-**	| **W** | **G** | **Z** | **WN** | **N** |	11,5W	1800-3000K	350mA	1265 lm	70%
LEX **Mini Blue dim to warm**	**A378-10-29-**	| **W** |	11,5W	1800-3000K	350mA	1265 lm	70%

220 240 V~ | ▢ **IP**20 | CRI>90 | L80B10 >55.000 h

MacAdam Step 3 | DALI | INCL | Ø105 | UGR <19 | 72°

DIM PHASE CUT & OTHER DIM OPTIONS PLEASE CONSULT

COLOUR | W ▢ | G ▢ | Z ▢ | WN ▢ | N ■ | MATERIAL | AL | PC | RAL ⓘ » 392

** ACCESSORY & COLOURS AFFECT THE LIGHTING PARAMETERS

((•)) & » 370



LEX MINI ASYMM. & MINI ASYMM. BLUE ON



LEX MINI ASYMMETRIC BLUE OFF

			P	CCT	I	Flux	LOR
LEX **Mini Asymmetric 1**	**A379-01-10-**	| **W** | **G** | **Z** | **WN** | **N** |	6,5W	2700K	200mA	910 lm	70%
	A379-01-11-	| **W** | **G** | **Z** | **WN** | **N** |	6,5W	3000K	200mA	940 lm	70%
	A379-01-13-	| **W** | **G** | **Z** | **WN** | **N** |	6,5W	3500K	200mA	955 lm	70%
	A379-01-12-	| **W** | **G** | **Z** | **WN** | **N** |	6,5W	4000K	200mA	960 lm	70%
LEX **Mini Asymmetric Blue 1**	**A379-11-10-**	| **W** |	6,5W	2700K	200mA	910 lm	70%
	A379-11-11-	| **W** |	6,5W	3000K	200mA	940 lm	70%
	A379-11-13-	| **W** |	6,5W	3500K	200mA	955 lm	70%
	A379-11-12-	| **W** |	6,5W	4000K	200mA	960 lm	70%
LEX **Mini Asymmetric 2**	**A379-02-** ⓓ **-0-**	| **W** | **G** | **Z** | **WN** | **N** |	12W	2700K	350mA	1400 lm	70%
	A379-02- ⓓ **-1-**	| **W** | **G** | **Z** | **WN** | **N** |	12W	3000K	350mA	1460 lm	70%
	A379-02- ⓓ **-3-**	| **W** | **G** | **Z** | **WN** | **N** |	12W	3500K	350mA	1475 lm	70%
	A379-02- ⓓ **-2-**	| **W** | **G** | **Z** | **WN** | **N** |	12W	4000K	350mA	1480 lm	70%
LEX **Mini Asymmetric Blue 2**	**A379-12-** ⓓ **-0-**	| **W** |	12W	2700K	350mA	1400 lm	70%
	A379-12- ⓓ **-1-**	| **W** |	12W	3000K	350mA	1460 lm	70%
	A379-12- ⓓ **-3-**	| **W** |	12W	3500K	350mA	1475 lm	70%
	A379-12- ⓓ **-2-**	| **W** |	12W	4000K	350mA	1480 lm	70%

220 240 V~ | ▢ **IP**20 | CRI>90 | L90B10 >55.000 h

MacAdam Step 2 | OPTIONS* | INCL | Ø105 | 64°



G

Z

WN

N

ⓓ	*OPTIONS
1	No DIM
2	DIM DALI
3	DIM Push

DIM PHASE CUT & OTHER DIM OPTIONS PLEASE CONSULT

OPTIONAL ACCESSORY

LEX **High Chromatic LED **** ⓘ » 361

NOT SOLD SEPARATELY

			P	CCT	I	Flux	LOR
LEX **Mini Asymmetric Tunable White**	**A379-00-28-**	| **W** | **R** | **G** | **Z** | **WN** | **N** |	10,5W	2700-5000K	600mA	1250 lm	70%
LEX **Mini Asymmetric Blue Tunable White**	**A379-10-28-**	| **W** |	10,5W	2700-5000K	600mA	1250 lm	70%

220 240 V~ | ▢ **IP**20 | CRI>90 | L80B10 >55.000 h

MacAdam Step 3 | DALI | INCL | Ø105 | 64°

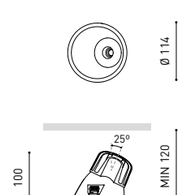

			P	CCT	I	Flux	LOR
LEX **Mini Asymmetric DIM to Warm**	**A379-00-29-**	| **W** | **G** | **Z** | **WN** | **N** |	11,5W	1800-3000K	350mA	1265 lm	70%
LEX **Mini Asymmetric Blue DIM to warm**	**A379-10-29-**	| **W** |	11,5W	1800-3000K	350mA	1265 lm	70%

220 240 V~ | ▢ **IP**20 | CRI>90 | L80B10 >55.000 h

MacAdam Step 3 | DALI | INCL | Ø105 | 64°

DIM PHASE CUT & OTHER DIM OPTIONS PLEASE CONSULT

COLOUR | W ▢ | G ▢ | Z ▢ | WN ▢ | N ■ | MATERIAL | AL | PC | RAL ⓘ » 392

** ACCESSORY & COLOURS AFFECT THE LIGHTING PARAMETERS

((•)) & » 370

Lex



			P	CCT	I	Flux	LOR
LEX 1		A070-01-25- | W | G | Z | WN | N |	10W	2700K	300mA	1370 lm	70%
		A070-01-01- | W | G | Z | WN | N |	10W	3000K	300mA	1420 lm	70%
		A070-01-34- | W | G | Z | WN | N |	10W	3500K	300mA	1435 lm	70%
		A070-01-02- | W | G | Z | WN | N |	10W	4000K	300mA	1440 lm	70%
LEX 2		A070-01-26- | W | G | Z | WN | N |	17W	2700K	500mA	2070 lm	70%
		A070-01-03- | W | G | Z | WN | N |	17W	3000K	500mA	2150 lm	70%
		A070-01-35- | W | G | Z | WN | N |	17W	3500K	500mA	2170 lm	70%
		A070-01-04- | W | G | Z | WN | N |	17W	4000K	500mA	2180 lm	70%
		A070-01-27- | W | G | Z | WN | N |	17W	2700K	500mA	2070 lm	70%
		A070-01-07- | W | G | Z | WN | N |	17W	3000K	500mA	2150 lm	70%
	PUSH	A070-01-36- | W | G | Z | WN | N |	17W	3500K	500mA	2170 lm	70%
	PUSH	A070-01-08- | W | G | Z | WN | N |	17W	4000K	500mA	2180 lm	70%
		A070-01-29- | W | G | Z | WN | N |	17W	2700K	500mA	2070 lm	70%
		A070-01-15- | W | G | Z | WN | N |	17W	3000K	500mA	2150 lm	70%
		A070-01-37- | W | G | Z | WN | N |	17W	3500K	500mA	2170 lm	70%
	DALI	A070-01-16- | W | G | Z | WN | N |	17W	4000K	500mA	2180 lm	70%
LEX 3		A070-01-30- | W | G | Z | WN | N |	24W	2700K	700mA	2690 lm	70%
		A070-01-17- | W | G | Z | WN | N |	24W	3000K	700mA	2800 lm	70%
		A070-01-38- | W | G | Z | WN | N |	24W	3500K	700mA	2830 lm	70%
		A070-01-18- | W | G | Z | WN | N |	24W	4000K	700mA	2840 lm	70%
		A070-01-31- | W | G | Z | WN | N |	24W	2700K	700mA	2690 lm	70%
		A070-01-23- | W | G | Z | WN | N |	24W	3000K	700mA	2800 lm	70%
		A070-01-39- | W | G | Z | WN | N |	24W	3500K	700mA	2830 lm	70%
	PUSH	A070-01-24- | W | G | Z | WN | N |	24W	4000K	700mA	2840 lm	70%
		A070-01-33- | W | G | Z | WN | N |	24W	2700K	700mA	2690 lm	70%
		A070-01-21- | W | G | Z | WN | N |	24W	3000K	700mA	2800 lm	70%
		A070-01-40- | W | G | Z | WN | N |	24W	3500K	700mA	2830 lm	70%
	DALI	A070-01-22- | W | G | Z | WN | N |	24W	4000K	700mA	2840 lm	70%

220 240 V~ | IP20 | CRI>90 | L90B10 >55.000 h

MacAdam Step 2 | INCL | Ø140 | UGR <19 | 71°

DIM PHASE CUT & OTHER DIM OPTIONS PLEASE CONSULT

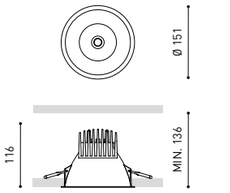

LEX 1 & 2

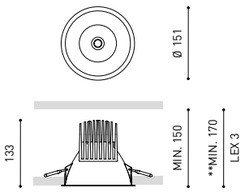

LEX 3**
LEX Tunable White
LEX Dim To Warm

		P	CCT	I	Flux	LOR
LEX Tunable White	A368-01-00- | W | G | Z | WN | N |	21,5W	2700-5000K	600mA	2300 lm	70%
LEX DIM to warm	A368-02-00- | W | G | Z | WN | N |	20W	1800-3000K	600mA	2150 lm	70%

220 240 V~ | IP20 | CRI>90 | L80B10 >55.000 h

MacAdam Step 3 | DALI | INCL | Ø140 | UGR <19 | 76°

OPTIONAL ACCESSORY

LEX High Chromatic LED * » 361

NOT SOLD SEPARATELY

COLOUR | W | G | Z | WN | N | MATERIAL | AL | PC | RAL » 392

OTHER CCT PLEASE CONSULT | * ACCESSORY & COLOURS AFFECT THE LIGHTING PARAMETERS

» 370



LEX BLUE ON



LEX BLUE OFF

			P	CCT	I	Flux	LOR
LEX Blue 1		A070-02-25- | W |	10W	2700K	300mA	1370 lm	70%
		A070-02-01- | W |	10W	3000K	300mA	1420 lm	70%
		A070-02-34- | W |	10W	3500K	300mA	1435 lm	70%
		A070-02-02- | W |	10W	4000K	300mA	1440 lm	70%
LEX Blue 2		A070-02-26- | W |	17W	2700K	500mA	2070 lm	70%
		A070-02-03- | W |	17W	3000K	500mA	2150 lm	70%
		A070-02-35- | W |	17W	3500K	500mA	2170 lm	70%
		A070-02-04- | W |	17W	4000K	500mA	2180 lm	70%
		A070-02-27- | W |	17W	2700K	500mA	2070 lm	70%
		A070-02-07- | W |	17W	3000K	500mA	2150 lm	70%
	PUSH	A070-02-36- | W |	17W	3500K	500mA	2170 lm	70%
	PUSH	A070-02-08- | W |	17W	4000K	500mA	2180 lm	70%
		A070-02-29- | W |	17W	2700K	500mA	2070 lm	70%
		A070-02-15- | W |	17W	3000K	500mA	2150 lm	70%
		A070-02-37- | W |	17W	3500K	500mA	2170 lm	70%
	DALI	A070-02-16- | W |	17W	4000K	500mA	2180 lm	70%
LEX Blue 3		A070-02-30- | W |	24W	2700K	700mA	2690 lm	70%
		A070-02-17- | W |	24W	3000K	700mA	2800 lm	70%
		A070-02-38- | W |	24W	3500K	700mA	2830 lm	70%
		A070-02-18- | W |	24W	4000K	700mA	2840 lm	70%
		A070-02-31- | W |	24W	2700K	700mA	2690 lm	70%
		A070-02-23- | W |	24W	3000K	700mA	2800 lm	70%
		A070-02-39- | W |	24W	3500K	700mA	2830 lm	70%
	PUSH	A070-02-24- | W |	24W	4000K	700mA	2840 lm	70%
		A070-02-33- | W |	24W	2700K	700mA	2690 lm	70%
		A070-02-21- | W |	24W	3000K	700mA	2800 lm	70%
		A070-02-40- | W |	24W	3500K	700mA	2830 lm	70%
	DALI	A070-02-22- | W |	24W	4000K	700mA	2840 lm	70%

220 240 V~ | IP20 | CRI>90 | L90B10 >55.000 h

MacAdam Step 2 | INCL | Ø140 | UGR <19 | 71°

DIM PHASE CUT & OTHER DIM OPTIONS PLEASE CONSULT

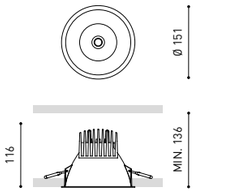

LEX 1 & 2

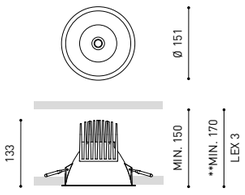

LEX 3**
LEX Blue Tunable White
LEX Blue Dim To Warm

		P	CCT	I	Flux	LOR
LEX Blue Tunable White	A368-11-00- | W |	21,5W	2700-5000K	600mA	2300 lm	70%
LEX Blue DIM to warm	A368-12-00- | W |	20W	1800-3000K	600mA	2150 lm	70%

220 240 V~ | IP20 | CRI>90 | L80B10 >55.000 h

MacAdam Step 3 | DALI | INCL | Ø140 | UGR <19 | 76°

OPTIONAL ACCESSORY

LEX High Chromatic LED » 361

NOT SOLD SEPARATELY
AFFECTS THE LIGHTING PARAMETERS

COLOUR | W | MATERIAL | AL | PC | RAL » 392

OTHER CCT PLEASE CONSULT

» 370

Lex



			P	CCT	I	Flux	LOR
LEX Asymmetric 1		A071-01-25- | W | G | Z | WN | N |	10W	2700K	300mA	1370 lm	70%
		A071-01-01- | W | G | Z | WN | N |	10W	3000K	300mA	1420 lm	70%
		A071-01-34- | W | G | Z | WN | N |	10W	3500K	300mA	1435 lm	70%
		A071-01-02- | W | G | Z | WN | N |	10W	4000K	300mA	1440 lm	70%
LEX Asymmetric 2		A071-01-26- | W | G | Z | WN | N |	17W	2700K	500mA	2070 lm	70%
		A071-01-03- | W | G | Z | WN | N |	17W	3000K	500mA	2150 lm	70%
		A071-01-35- | W | G | Z | WN | N |	17W	3500K	500mA	2170 lm	70%
		A071-01-04- | W | G | Z | WN | N |	17W	4000K	500mA	2180 lm	70%
	PUSH	A071-01-27- | W | G | Z | WN | N |	17W	2700K	500mA	2070 lm	70%
		A071-01-07- | W | G | Z | WN | N |	17W	3000K	500mA	2150 lm	70%
		A071-01-36- | W | G | Z | WN | N |	17W	3500K	500mA	2170 lm	70%
		A071-01-08- | W | G | Z | WN | N |	17W	4000K	500mA	2180 lm	70%
	DALI	A071-01-29- | W | G | Z | WN | N |	17W	2700K	500mA	2070 lm	70%
		A071-01-15- | W | G | Z | WN | N |	17W	3000K	500mA	2150 lm	70%
		A071-01-37- | W | G | Z | WN | N |	17W	3500K	500mA	2170 lm	70%
		A071-01-16- | W | G | Z | WN | N |	17W	4000K	500mA	2180 lm	70%
LEX Asymmetric 3		A071-01-30- | W | G | Z | WN | N |	24W	2700K	700mA	2690 lm	70%
		A071-01-17- | W | G | Z | WN | N |	24W	3000K	700mA	2800 lm	70%
		A071-01-38- | W | G | Z | WN | N |	24W	3500K	700mA	2830 lm	70%
		A071-01-18- | W | G | Z | WN | N |	24W	4000K	700mA	2840 lm	70%
	PUSH	A071-01-31- | W | G | Z | WN | N |	24W	2700K	700mA	2690 lm	70%
		A071-01-23- | W | G | Z | WN | N |	24W	3000K	700mA	2800 lm	70%
		A071-01-39- | W | G | Z | WN | N |	24W	3500K	700mA	2830 lm	70%
		A071-01-24- | W | G | Z | WN | N |	24W	4000K	700mA	2840 lm	70%
	DALI	A071-01-33- | W | G | Z | WN | N |	24W	2700K	700mA	2690 lm	70%
		A071-01-21- | W | G | Z | WN | N |	24W	3000K	700mA	2800 lm	70%
		A071-01-40- | W | G | Z | WN | N |	24W	3500K	700mA	2830 lm	70%
		A071-01-22- | W | G | Z | WN | N |	24W	4000K	700mA	2840 lm	70%

220 240 V~ | IP20 | CRI>90 | L90B10 >55.000 h

MacAdam Step 2 | INCL | Ø140 | 60°

DIM PHASE CUT & OTHER DIM OPTIONS PLEASE CONSULT

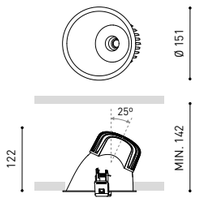

LEX ASYMMETRIC 1 & 2

		P	CCT	I	Flux	LOR
LEX Asymmetric Tunable White	A369-01-00- | W | G | Z | WN | N |	21,5W	2700-5000K	600mA	2300 lm	70%
LEX Asymmetric DIM to warm	A369-02-00- | W | G | Z | WN | N |	20W	1800-3000K	600mA	2150 lm	70%

220 240 V~ | IP20 | CRI>90 | L80B10 >55.000 h

MacAdam Step 3 | DALI | INCL | Ø140 | 68°

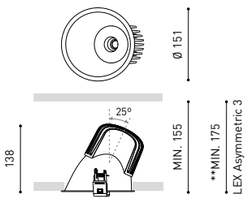

LEX ASYMMETRIC 3**
LEX ASYMMETRIC Tunable White
LEX ASYMMETRIC Dim To Warm

OPTIONAL ACCESSORY

LEX High Chromatic LED * (i) » 361

NOT SOLD SEPARATELY

COLOUR | W □ | G ■ | Z ■ | WN ■□ | N ■ | MATERIAL | AL | PC | RAL (i) » 392

OTHER CCT PLEASE CONSULT | * ACCESSORY & COLOURS AFFECT THE LIGHTING PARAMETERS

» 370



LEX ASYMMETRIC BLUE ON



LEX ASYMMETRIC BLUE OFF

			P	CCT	I	Flux	LOR
LEX Asymmetric Blue 1		A071-02-25- | W |	10W	2700K	300mA	1370 lm	70%
		A071-02-01- | W |	10W	3000K	300mA	1420 lm	70%
		A071-02-34- | W |	10W	3500K	300mA	1435 lm	70%
		A071-02-02- | W |	10W	4000K	300mA	1440 lm	70%
LEX Asymmetric Blue 2		A071-02-26- | W |	17W	2700K	500mA	2070 lm	70%
		A071-02-03- | W |	17W	3000K	500mA	2150 lm	70%
		A071-02-35- | W |	17W	3500K	500mA	2170 lm	70%
		A071-02-04- | W |	17W	4000K	500mA	2180 lm	70%
	PUSH	A071-02-27- | W |	17W	2700K	500mA	2070 lm	70%
		A071-02-07- | W |	17W	3000K	500mA	2150 lm	70%
		A071-02-36- | W |	17W	3500K	500mA	2170 lm	70%
		A071-02-08- | W |	17W	4000K	500mA	2180 lm	70%
	DALI	A071-02-29- | W |	17W	2700K	500mA	2070 lm	70%
		A071-02-15- | W |	17W	3000K	500mA	2150 lm	70%
		A071-02-37- | W |	17W	3500K	500mA	2170 lm	70%
		A071-02-16- | W |	17W	4000K	500mA	2180 lm	70%
LEX Asymmetric Blue 3		A071-02-30- | W |	24W	2700K	700mA	2690 lm	70%
		A071-02-17- | W |	24W	3000K	700mA	2800 lm	70%
		A071-02-38- | W |	24W	3500K	700mA	2830 lm	70%
		A071-02-18- | W |	24W	4000K	700mA	2840 lm	70%
	PUSH	A071-02-31- | W |	24W	2700K	700mA	2690 lm	70%
		A071-02-23- | W |	24W	3000K	700mA	2800 lm	70%
		A071-02-39- | W |	24W	3500K	700mA	2830 lm	70%
		A071-02-24- | W |	24W	4000K	700mA	2840 lm	70%
	DALI	A071-02-33- | W |	24W	2700K	700mA	2690 lm	70%
		A071-02-21- | W |	24W	3000K	700mA	2800 lm	70%
		A071-02-40- | W |	24W	3500K	700mA	2830 lm	70%
		A071-02-22- | W |	24W	4000K	700mA	2840 lm	70%

220 240 V~ | IP20 | CRI>90 | L90B10 >55.000 h

MacAdam Step 2 | INCL | Ø140 | 60°

DIM PHASE CUT & OTHER DIM OPTIONS PLEASE CONSULT

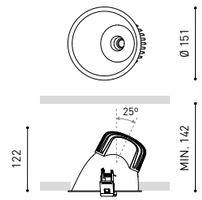

LEX ASYMMETRIC
Blue 1 & 2

		P	CCT	I	Flux	LOR
LEX Asymmetric Blue Tunable White	A369-11-00- | W |	21,5W	2700-5000K	600mA	2300 lm	70%
LEX Asymmetric Blue DIM to warm	A369-12-00- | W |	20W	1800-3000K	600mA	2150 lm	70%

220 240 V~ | IP20 | CRI>90 | L80B10 >55.000 h

MacAdam Step 3 | DALI | INCL | Ø140 | 68°

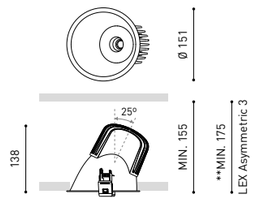

LEX ASYMMETRIC Blue 3**
LEX ASYMMETRIC Blue Tunable White
LEX ASYMMETRIC Blue Dim To Warm

OPTIONAL ACCESSORY

LEX High Chromatic LED (i) » 361

NOT SOLD SEPARATELY
AFFECTS THE LIGHTING PARAMETERS

COLOUR | W □ | MATERIAL | AL | PC | RAL (i) » 392

OTHER CCT PLEASE CONSULT

» 370

Duomo



				P	CCT	I	Flux	LOR
DUOMO **IP65/IP20**	**A285-01-11-**	**W**	**IP**65 / **IP**20	16,5W	3000K	500mA	2450 lm	80%
	A285-01-12-	**W**	**IP**65 / **IP**20	16,5W	4000K	500mA	2500 lm	80%
	A285-02- ⓞⓞ **-1-**	**W**	**IP**65 / **IP**20	41W	3000K	1200mA	5100 lm	80%
	A285-02- ⓞⓞ **-2-**	**W**	**IP**65 / **IP**20	41W	4000K	1200mA	5200 lm	80%

220 240 V~ | □ CRI>90 | L90B10 >55.000 h

MacAdam Step 2 · OPTIONS* · INCL · Ø177 · UGR <19 · 42°

				P	CCT	I	Flux	LOR
DUOMO **IP65/IP65**	**A285-11-11-**	**W**	**IP**65 / **IP**65	16,5W	3000K	500mA	2450 lm	80%
	A285-11-12-	**W**	**IP**65 / **IP**65	16,5W	4000K	500mA	2500 lm	80%
	A285-12-11-	**W**	**IP**65 / **IP**65	41W	3000K	1200mA	5100 lm	80%
	A285-12-12-	**W**	**IP**65 / **IP**65	41W	4000K	1200mA	5200 lm	80%

220 240 V~ | □ CRI>90 | L90B10 >55.000 h

MacAdam Step 2 · INCL | **IP**65 · Ø177 · UGR <19 · 42°

ⓞⓞ	*OPTIONS
1	No DIM
2	DIM Push
4	DIM DALI

DIM PHASE CUT & OTHER DIM OPTIONS PLEASE CONSULT

OPTIONAL

DUOMO **High Chromatic LED** ⓘ » 361

NOT SOLD SEPARATELY | AFFECTS THE LIGHTING PARAMETERS

DUOMO IP65 / IP20

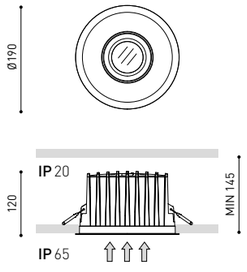

DUOMO IP65 / IP65

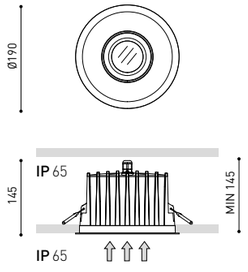

COLOUR | W □ | MATERIAL | AL | PC | OPTICAL GLASS | RAL ⓘ » 392

OTHER CCT PLEASE CONSULT

» 370

Puck Recessed

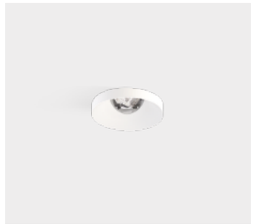

			P	CCT	I	Flux	LOR
PUCK **S Recessed**	**A313-00-** ⓞⓞ **-0-**	**WT** | **NT** | **IP**20	5W	2700K	150mA	670 lm	80%
	A313-00- ⓞⓞ **-1-**	**WT** | **NT** | **IP**20	5W	3000K	150mA	700 lm	80%
	A313-00- ⓞⓞ **-2-**	**WT** | **NT** | **IP**20	5W	4000K	150mA	710 lm	80%
PUCK **S Recessed IP54**	**A314-00-** ⓞⓞ **-0-**	**WT** | **NT** | **IP**54	5W	2700K	150mA	670 lm	80%
	A314-00- ⓞⓞ **-1-**	**WT** | **NT** | **IP**54	5W	3000K	150mA	700 lm	80%
	A314-00- ⓞⓞ **-2-**	**WT** | **NT** | **IP**54	5W	4000K	150mA	710 lm	80%

220 240 V~ | □ CRI>90 | L90B10 >55.000 h

MacAdam Step 2 · OPTIONS* · INCL · Ø59 · UGR <19 · 42°



			P	CCT	I	Flux	LOR
PUCK **M Recessed**	**A313-10-** ⓞⓞ **-0-**	**WT** | **NT** | **IP**20	9W	2700K	500mA	1090 lm	77%
	A313-10- ⓞⓞ **-1-**	**WT** | **NT** | **IP**20	9W	3000K	500mA	1160 lm	77%
	A313-10- ⓞⓞ **-2-**	**WT** | **NT** | **IP**20	9W	4000K	500mA	1230 lm	77%
PUCK **M Recessed IP54**	**A314-10-** ⓞⓞ **-0-**	**WT** | **NT** | **IP**54	9W	2700K	500mA	1090 lm	77%
	A314-10- ⓞⓞ **-1-**	**WT** | **NT** | **IP**54	9W	3000K	500mA	1160 lm	77%
	A314-10- ⓞⓞ **-2-**	**WT** | **NT** | **IP**54	9W	4000K	500mA	1230 lm	77%

220 240 V~ | □ CRI>90 | L80B10 >60.000 h

MacAdam Step 2 · OPTIONS* · INCL · Ø73 · UGR <19 · 45°



			P	CCT	I	Flux	LOR
PUCK **L Recessed**	**A313-20-** ⓞⓞ **-0-**	**WT** | **NT** | **IP**20	12W	2700K	350mA	1550 lm	82%
	A313-20- ⓞⓞ **-1-**	**WT** | **NT** | **IP**20	12W	3000K	350mA	1610 lm	82%
	A313-20- ⓞⓞ **-2-**	**WT** | **NT** | **IP**20	12W	4000K	350mA	1640 lm	82%
PUCK **L Recessed IP54**	**A314-20-** ⓞⓞ **-0-**	**WT** | **NT** | **IP**54	12W	2700K	350mA	1550 lm	82%
	A314-20- ⓞⓞ **-1-**	**WT** | **NT** | **IP**54	12W	3000K	350mA	1610 lm	82%
	A314-20- ⓞⓞ **-2-**	**WT** | **NT** | **IP**54	12W	4000K	350mA	1640 lm	82%

220 240 V~ | □ CRI>90 | L90B10 >55.000 h

MacAdam Step 2 · OPTIONS* · INCL · Ø86 · UGR <19 · 47°

ⓞⓞ	*OPTIONS
1	No DIM
2	DIM DALI | Push
5	DIM Phase Cut**

** NOT AVAILABLE FOR PUCK S RECESSED | OTHER DIM OPTIONS PLEASE CONSULT



PUCK S RECESSED

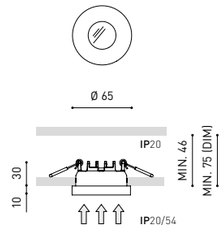

PUCK M RECESSED

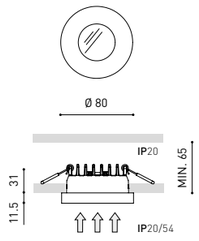

PUCK L RECESSED

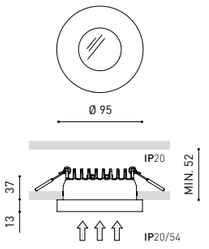

COLOUR | WT □ | NT ■ | MATERIAL | AL | OPTICAL GLASS | RAL ⓘ » 392

» 370

Alaska Trimless

		CCT	LOR
ALASKA **Trimless**	**A401-00-00-** | **N** |	2700K	30%
	A401-00-01- | **N** |	3000K	30%

III **IP**44 | CRI>90 | L90B10 >55.000h

MacAdam Step 2 · EXCL** · EXCL* · UGR <19 · 21°

*DRIVER OPTIONS		P	I	CCT	Flux
NO DIM	**0434-00-42** 1 to 4 Alaska Trimless	4,5W	500mA	2700K	475 lm
				3000K	500 lm
DALI	**0434-00-44** 1 to 4 Alaska Trimless	4,5W	500mA	2700K	475 lm
				3000K	500 lm

220 240 V~ | DRIVER MUST BE PLACED ON REMOTE | DIM PHASE CUT & OTHER DIM OPTIONS PLEASE CONSULT » 362

ACCESSORY

ALASKA **Trimless Accessory**** **A401-10-00**

MANDATORY FOR INSTALLATION



OPTIONAL ACCESSORY

TRIMLESS TOOL **D43 X D70mm** **A478-00-02**

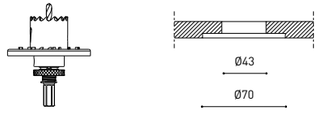

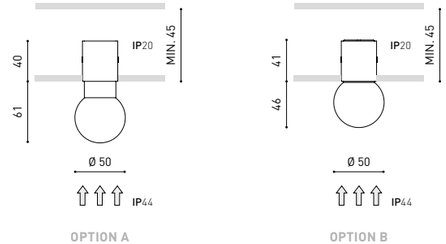

COLOUR | **N** ■ | MATERIAL | AL | OPTICAL GLASS | RAL » 392

OTHER CCT OPTIONS PLEASE CONSULT » 370



		P	CCT	I	Flux	LOR
ALASKA **Big Trimless**	**A426-00-** ⓓ **-0-** | **N** |	9,3W	2700K	550mA	1130 lm	36%
	A426-00- ⓓ **-1-** | **N** |	9,3W	3000K	550mA	1200 lm	36%

220 240 V~ | □ **IP**44 | CRI>90 | L90B10 >60.000h

MacAdam Step 2 · OPTIONS* · EXCL** · INCL · UGR <19 · 21°

ⓓ	OPTIONS*
1	No DIM
2	DIM DALI
3	DIM Push

DIM PHASE CUT & OTHER DIM OPTIONS PLEASE CONSULT

ACCESSORY

ALASKA BIG **Trimless Accessory**** **A426-10-00**

MANDATORY FOR INSTALLATION



OPTIONAL ACCESSORY

TRIMLESS TOOL **D59 X D100mm** **A478-00-03**

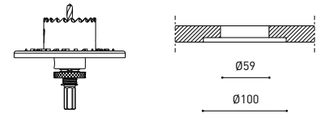

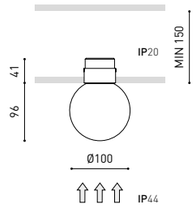

COLOUR | **N** ■ | MATERIAL | AL | OPTICAL GLASS | RAL » 392

OTHER CCT OPTIONS PLEASE CONSULT » 370

Olympia

		P	CCT	I	Flux	LOR
OLYMPIA **Mini**	**A258-00-** ⓞⓞ **-1-** | **W** |	5,5W	3000K	500mA	800 lm	63%
	A258-00- ⓞⓞ **-2-** | **W** |	5,5W	4000K	500mA	825 lm	63%

220 240 V~ | □ **IP**54 | **IK**10 | CRI>90 | L80B10 >60.000 h

MacAdam Step 2 | OPTIONS* | INCL | 52 X 167 | 87°

		P	CCT	I	Flux	LOR
OLYMPIA	**A257-00-** ⓞⓞ **-1-** | **W** |	10,5W	3000K	350mA	1550 lm	67%
	A257-00- ⓞⓞ **-2-** | **W** |	10,5W	4000K	350mA	1575 lm	67%

220 240 V~ | □ **IP**54 | **IK**10 | CRI>90 | L80B10 >60.000 h

MacAdam Step 2 | OPTIONS* | INCL | 70 X 285 | 101°

ⓞⓞ	*OPTIONS
1	No DIM
2	DIM Push
4	DIM DALI

DIM PHASE CUT & OTHER DIM OPTIONS PLEASE CONSULT

OLYMPIA MINI

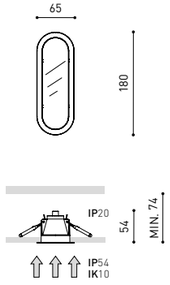

OLYMPIA

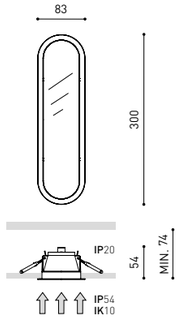

COLOUR | W □ | MATERIAL | AL | PC | PC | RAL ⓘ » 392

EASY CUT OUT INSTALLATION, TEMPLATE INCLUDED

» 370

Deep



		P	CCT	I	Flux	LOR
DEEP **Mini 2**	**A250-** ○ **-2-** ⓞⓞ **-0-** | **WT** |	7W	2700K	500mA	975 lm	76%
	A250- ○ **-2-** ⓞⓞ **-1-** | **WT** |	7W	3000K	500mA	1050 lm	76%
	A250- ○ **-2-** ⓞⓞ **-2-** | **WT** |	7W	4000K	500mA	1075 lm	76%
DEEP **Mini 3**	**A250-** ○ **-3-** ⓞⓞ **-0-** | **WT** |	10W	2700K	700mA	1275 lm	76%
	A250- ○ **-3-** ⓞⓞ **-1-** | **WT** |	10W	3000K	700mA	1375 lm	76%
	A250- ○ **-3-** ⓞⓞ **-2-** | **WT** |	10W	4000K	700mA	1400 lm	76%

220 240 V~ | □ **IP**43 | **IP**54* | CRI>90 | L80B10 >60.000 h

MacAdam Step 2 | OPTIONS** | INCL | Ø122 | 89°



		P	CCT	I	Flux	LOR
DEEP **1**	**A249-** ○ **-1-** ⓞⓞ **-0-** | **WT** |	10,5W	2700K	350mA	1525 lm	85%
	A249- ○ **-1-** ⓞⓞ **-1-** | **WT** |	10,5W	3000K	350mA	1650 lm	85%
	A249- ○ **-1-** ⓞⓞ **-2-** | **WT** |	10,5W	4000K	350mA	1675 lm	85%
DEEP **2**	**A249-** ○ **-2-** ⓞⓞ **-0-** | **WT** |	15,5W	2700K	500mA	2100 lm	85%
	A249- ○ **-2-** ⓞⓞ **-1-** | **WT** |	15,5W	3000K	500mA	2275 lm	85%
	A249- ○ **-2-** ⓞⓞ **-2-** | **WT** |	15,5W	4000K	500mA	2300 lm	85%
DEEP **3**	**A249-** ○ **-3-** ⓞⓞ **-0-** | **WT** |	22W	2700K	700mA	2800 lm	85%
	A249- ○ **-3-** ⓞⓞ **-1-** | **WT** |	22W	3000K	700mA	3025 lm	85%
	A249- ○ **-3-** ⓞⓞ **-2-** | **WT** |	22W	4000K	700mA	3075 lm	85%
DEEP **4**	**A249-** ○ **-4-** ⓞⓞ **-1-** | **WT** |	27W	3000K	700mA	4050 lm	87%
	A249- ○ **-4-** ⓞⓞ **-2-** | **WT** |	27W	4000K	700mA	4100 lm	87%

220 240 V~ | □ **IP**43 | **IP**54* | CRI>90 | L80B10 >60.000 h

MacAdam Step 2 | OPTIONS** | INCL | Ø205 | 94°

		P	CCT	I	Flux	LOR
DEEP **Maxi 2**	**A248-** ○ **-2-** ⓞⓞ **-1-** | **WT** |	15W	3000K	350mA	2450 lm	85%
	A248- ○ **-2-** ⓞⓞ **-2-** | **WT** |	15W	4000K	350mA	2500 lm	85%
DEEP **Maxi 3**	**A248-** ○ **-3-** ⓞⓞ **-1-** | **WT** |	22W	3000K	500mA	3450 lm	85%
	A248- ○ **-3-** ⓞⓞ **-2-** | **WT** |	22W	4000K	500mA	3500 lm	85%
DEEP **Maxi 4**	**A248-** ○ **-4-** ⓞⓞ **-1-** | **WT** |	31W	3000K	700mA	4700 lm	85%
	A248- ○ **-4-** ⓞⓞ **-2-** | **WT** |	31W	4000K	700mA	4775 lm	85%
DEEP **Maxi 5**	**A248-** ○ **-5-** ⓞⓞ **-1-** | **WT** |	40W	3000K	900mA	5825 lm	85%
	A248- ○ **-5-** ⓞⓞ **-2-** | **WT** |	40W	4000K	900mA	5925 lm	85%

220 240 V~ | □ **IP**43 | **IP**54* | CRI>90 | L80B10 >60.000 h

MacAdam Step 2 | OPTIONS** | INCL | Ø320 | 99°

○	*OPTIONS
0	**IP**43
1	**IP**54

ⓞⓞ	**OPTIONS
1	No DIM
2	DIM Push
4	DIM DALI

DIM PHASE CUT & OTHER DIM OPTIONS PLEASE CONSULT

DEEP MINI

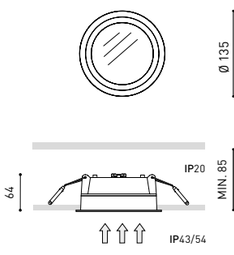

DEEP

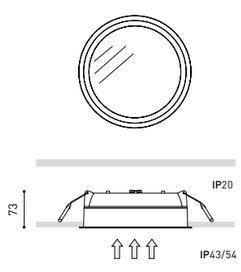

DEEP MAXI

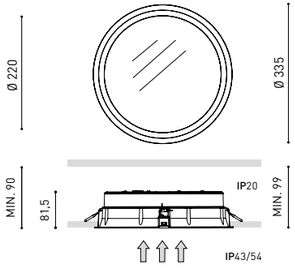

COLOUR | WT □ | MATERIAL | AL | PMMA | RAL ⓘ » 392

» 370

Drop



			P	CCT	I	Flux	LOR
DROP **Micro 1**	**A224-01-10-**	| **WT** | **NT** |	5W	2700K	140mA	700 lm	72%
	A224-01-11-	| **WT** | **NT** |	5W	3000K	140mA	730 lm	72%
	A224-01-12-	| **WT** | **NT** |	5W	4000K	140mA	750 lm	72%
DROP **Micro 2**	**A224-02-** ◎ **-0-**	| **WT** | **NT** |	7,5W	2700K	200mA	950 lm	72%
	A224-02- ◎ **-1-**	| **WT** | **NT** |	7,5W	3000K	200mA	1000 lm	72%
	A224-02- ◎ **-2-**	| **WT** | **NT** |	7,5W	4000K	200mA	1030 lm	72%

220 240 V~ | □ **IP**54 | CRI>80 | L90B10 >55.000 h

MacAdam Step 2 | OPTIONS* | FAST | CONNEC | INCL | Ø73 | 81°



			P	CCT	I	Flux	LOR
DROP **Micro Trans 1**	**A223-01-10-**	| **WT** | **NT** |	5W	2700K	140mA	700 lm	80%
	A223-01-11-	| **WT** | **NT** |	5W	3000K	140mA	730 lm	80%
	A223-01-12-	| **WT** | **NT** |	5W	4000K	140mA	750 lm	80%
DROP **Micro Trans 2**	**A223-02-** ◎ **-0-**	| **WT** | **NT** |	7,5W	2700K	200mA	950 lm	80%
	A223-02- ◎ **-1-**	| **WT** | **NT** |	7,5W	3000K	200mA	1000 lm	80%
	A223-02- ◎ **-2-**	| **WT** | **NT** |	7,5W	4000K	200mA	1030 lm	80%

220 240 V~ | □ **IP**54 | CRI>80 | L90B10 >55.000 h

MacAdam Step 2 | OPTIONS* | FAST | CONNEC | INCL | Ø73 | UGR <19 | 38°

◎	*OPTIONS
1	No DIM
2	DIM Phase Cut

OTHER DIM OPTIONS PLEASE CONSULT



			P	CCT	I	Flux	LOR
DROP **Mini 2**	**A194-** ○ **-2-** ◎ **-0-**	| **WT** |	7W	2700K	500mA	975 lm	78%
	A194- ○ **-2-** ◎ **-1-**	| **WT** |	7W	3000K	500mA	1050 lm	78%
	A194- ○ **-2-** ◎ **-2-**	| **WT** |	7W	4000K	500mA	1075 lm	78%
DROP **Mini 3**	**A194-** ○ **-3-** ◎ **-0-**	| **WT** |	10W	2700K	700mA	1275 lm	78%
	A194- ○ **-3-** ◎ **-1-**	| **WT** |	10W	3000K	700mA	1375 lm	78%
	A194- ○ **-3-** ◎ **-2-**	| **WT** |	10W	4000K	700mA	1400 lm	78%

220 240 V~ | □ **IP**43 | **IP**54* | CRI>90 | L80B10 >60.000 h

MacAdam Step 2 | OPTIONS** | INCL | Ø140 | 94°

○	*OPTIONS
0	**IP**43
1	**IP**54

◎	**OPTIONS
1	No DIM
2	DIM Push
4	DIM DALI

DIM PHASE CUT & OTHER DIM OPTIONS PLEASE CONSULT

DROP MICRO
DROP MICRO TRANS

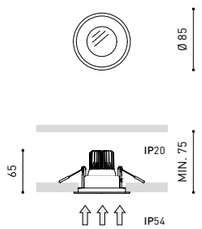

DROP MIN

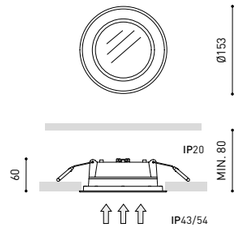

COLOUR | WT □ | NT ■ | MATERIAL | AL | PMMA || AL | GL-TRANS | RAL » 392

COLOUR | WT □ | MATERIAL | AL | PMMA | » 370



			P	CCT	I	Flux	LOR
DROP **1**	**A193-** ○ **-1-** ◎ **-0-**	| **WT** |	10,5W	2700K	350mA	1525 lm	86%
	A193- ○ **-1-** ◎ **-1-**	| **WT** |	10,5W	3000K	350mA	1650 lm	86%
	A193- ○ **-1-** ◎ **-2-**	| **WT** |	10,5W	4000K	350mA	1675 lm	86%
DROP **2**	**A193-** ○ **-2-** ◎ **-0-**	| **WT** |	15,5W	2700K	500mA	2100 lm	86%
	A193- ○ **-2-** ◎ **-1-**	| **WT** |	15,5W	3000K	500mA	2275 lm	86%
	A193- ○ **-2-** ◎ **-2-**	| **WT** |	15,5W	4000K	500mA	2300 lm	86%
DROP **3**	**A193-** ○ **-3-** ◎ **-0-**	| **WT** |	22W	2700K	700mA	2800 lm	86%
	A193- ○ **-3-** ◎ **-1-**	| **WT** |	22W	3000K	700mA	3025 lm	86%
	A193- ○ **-3-** ◎ **-2-**	| **WT** |	22W	4000K	700mA	3075 lm	86%
DROP **4**	**A193-** ○ **-4-** ◎ **-1-**	| **WT** |	27W	3000K	700mA	4050 lm	88%
	A193- ○ **-4-** ◎ **-2-**	| **WT** |	27W	4000K	700mA	4100 lm	88%

220 240 V~ | □ **IP**43 | **IP**54* | CRI>90 | L80B10 >60.000 h

MacAdam Step 2 | OPTIONS** | INCL | Ø245 | 98°



			P	CCT	I	Flux	LOR
DROP **Maxi 2**	**A235-** ○ **-2-** ◎ **-1-**	| **WT** |	15W	3000K	350mA	2450 lm	84%
	A235- ○ **-2-** ◎ **-2-**	| **WT** |	15W	4000K	350mA	2500 lm	84%
DROP **Maxi 3**	**A235-** ○ **-3-** ◎ **-1-**	| **WT** |	22W	3000K	500mA	3450 lm	84%
	A235- ○ **-3-** ◎ **-2-**	| **WT** |	22W	4000K	500mA	3500 lm	84%
DROP **Maxi 4**	**A235-** ○ **-4-** ◎ **-1-**	| **WT** |	31W	3000K	700mA	4700 lm	84%
	A235- ○ **-4-** ◎ **-2-**	| **WT** |	31W	4000K	700mA	4775 lm	84%
DROP **Maxi 5**	**A235-** ○ **-5-** ◎ **-1-**	| **WT** |	40W	3000K	900mA	5825 lm	84%
	A235- ○ **-5-** ◎ **-2-**	| **WT** |	40W	4000K	900mA	5925 lm	84%

220 240 V~ | □ **IP**43 | **IP**54* | CRI>90 | L80B10 >60.000 h

MacAdam Step 2 | OPTIONS** | INCL | Ø375 | 97°

DROP

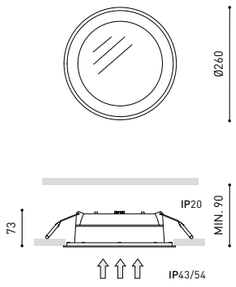

DROP MAXI

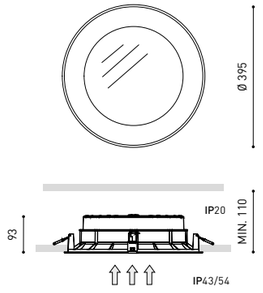

COLOUR | WT □ | MATERIAL | AL | PMMA | RAL » 392

» 370

Stram



			P	CCT	I	Flux	LOR
STRAM Mini Prismatic 2	A237-02- ⓪ -0- | WT |		7W	2700K	500mA	975 lm	80%
	A237-02- ⓪ -1- | WT |		7W	3000K	500mA	1050 lm	80%
	A237-02- ⓪ -2- | WT |		7W	4000K	500mA	1075 lm	80%
STRAM Mini Prismatic 3	A237-03- ⓪ -0- | WT |		10W	2700K	700mA	1275 lm	80%
	A237-03- ⓪ -1- | WT |		10W	3000K	700mA	1375 lm	80%
	A237-03- ⓪ -2- | WT |		10W	4000K	700mA	1400 lm	80%

220 240 V~ | □ IP43 | IP54** | CRI>90 | L80B10 >60.000 h

MacAdam Step 2 | OPTIONS* | INCL | Ø122 | 87°



			P	CCT	I	Flux	LOR
STRAM Prismatic 1	A198-01- ⓪ -0- | WT |		10,5W	2700K	350mA	1525 lm	87%
	A198-01- ⓪ -1- | WT |		10,5W	3000K	350mA	1650 lm	87%
	A198-01- ⓪ -2- | WT |		10,5W	4000K	350mA	1675 lm	87%
STRAM Prismatic 2	A198-02- ⓪ -0- | WT |		15,5W	2700K	500mA	2100 lm	87%
	A198-02- ⓪ -1- | WT |		15,5W	3000K	500mA	2275 lm	87%
	A198-02- ⓪ -2- | WT |		15,5W	4000K	500mA	2300 lm	87%
STRAM Prismatic 3	A198-03- ⓪ -0- | WT |		22W	2700K	700mA	2800 lm	87%
	A198-03- ⓪ -1- | WT |		22W	3000K	700mA	3025 lm	87%
	A198-03- ⓪ -2- | WT |		22W	4000K	700mA	3075 lm	87%
STRAM Prismatic 4	A198-04- ⓪ -1- | WT |		27W	3000K	700mA	4050 lm	89%
	A198-04- ⓪ -2- | WT |		27W	4000K	700mA	4100 lm	89%

220 240 V~ | □ IP43 | IP54** | CRI>90 | L80B10 >60.000 h

MacAdam Step 2 | OPTIONS* | INCL | Ø205 | 93°

⓪	*OPTIONS
1	No DIM
2	DIM Push
4	DIM DALI

DIM PHASE CUT & OTHER DIM OPTIONS PLEASE CONSULT

STRAM MINI PRISMATIC

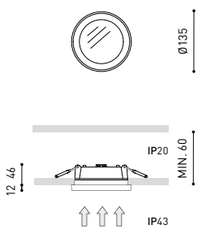

STRAM PRISMATIC

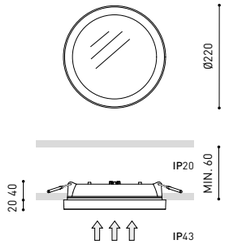

COLOUR | WT □ | MATERIAL | AL | PMMA | RAL » 392

** IP54 PLEASE CONSULT

» 370



			P	CCT	I	Flux	LOR
STRAM Mini 2	A236- ○ -2- ⓪ -0- | WT |		7W	2700K	500mA	975 lm	80%
	A236- ○ -2- ⓪ -1- | WT |		7W	3000K	500mA	1050 lm	80%
	A236- ○ -2- ⓪ -2- | WT |		7W	4000K	500mA	1075 lm	80%
STRAM Mini 3	A236- ○ -3- ⓪ -0- | WT |		10W	2700K	700mA	1275 lm	80%
	A236- ○ -3- ⓪ -1- | WT |		10W	3000K	700mA	1375 lm	80%
	A236- ○ -3- ⓪ -2- | WT |		10W	4000K	700mA	1400 lm	80%

220 240 V~ | □ IP43 | IP54* | CRI>90 | L80B10 >60.000 h

MacAdam Step 2 | OPTIONS** | INCL | Ø122 | 100°



			P	CCT	I	Flux	LOR
STRAM 1	A197- ○ -1- ⓪ -0- | WT |		10,5W	2700K	350mA	1525 lm	87%
	A197- ○ -1- ⓪ -1- | WT |		10,5W	3000K	350mA	1650 lm	87%
	A197- ○ -1- ⓪ -2- | WT |		10,5W	4000K	350mA	1675 lm	87%
STRAM 2	A197- ○ -2- ⓪ -0- | WT |		15,5W	2700K	500mA	2100 lm	87%
	A197- ○ -2- ⓪ -1- | WT |		15,5W	3000K	500mA	2275 lm	87%
	A197- ○ -2- ⓪ -2- | WT |		15,5W	4000K	500mA	2300 lm	87%
STRAM 3	A197- ○ -3- ⓪ -0- | WT |		22W	2700K	700mA	2800 lm	87%
	A197- ○ -3- ⓪ -1- | WT |		22W	3000K	700mA	3025 lm	87%
	A197- ○ -3- ⓪ -2- | WT |		22W	4000K	700mA	3075 lm	87%
STRAM 4	A197- ○ -4- ⓪ -1- | WT |		27W	3000K	700mA	4050 lm	89%
	A197- ○ -4- ⓪ -2- | WT |		27W	4000K	700mA	4100 lm	89%

220 240 V~ | □ IP43 | IP54* | CRI>90 | L80B10 >60.000 h

MacAdam Step 2 | OPTIONS** | INCL | Ø205 | 99°

○	*OPTIONS
0	IP43
1	IP54

⓪	**OPTIONS
1	No DIM
2	DIM Push
4	DIM DALI

DIM PHASE CUT & OTHER DIM OPTIONS PLEASE CONSULT

STRAM MINI

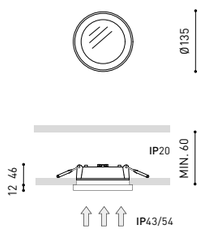

STRAM

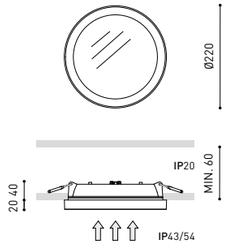

COLOUR | WT □ | MATERIAL | AL | PMMA | RAL » 392

» 370

Fox



		P	CCT	I	Flux	LOR
FOX **Mini 2**	**A218-02- ⓪ -0- | W |**	7W	2700K	500mA	925 lm	66%
	A218-02- ⓪ -1- | W |	7W	3000K	500mA	1000 lm	66%
	A218-02- ⓪ -2- | W |	7W	4000K	500mA	1025 lm	66%
FOX **Mini 3**	**A218-03- ⓪ -0- | W |**	10W	2700K	700mA	1200 lm	66%
	A218-03- ⓪ -1- | W |	10W	3000K	700mA	1300 lm	66%
	A218-03- ⓪ -2- | W |	10W	4000K	700mA	1325 lm	66%

220 240 V~ | **IP**54 | **IK**10 | CRI>90 | L80B10 >60.000 h

MacAdam Step 2 · OPTIONS* · INCL · Ø122 · 111°

		P	CCT	I	Flux	LOR
FOX **1**	**A217-01- ⓪ -0- | W |**	10,5W	2700K	350mA	1500 lm	74%
	A217-01- ⓪ -1- | W |	10,5W	3000K	350mA	1625 lm	74%
	A217-01- ⓪ -2- | W |	10,5W	4000K	350mA	1650 lm	74%
FOX **2**	**A217-02- ⓪ -0- | W |**	15,5W	2700K	500mA	2050 lm	74%
	A217-02- ⓪ -1- | W |	15,5W	3000K	500mA	2225 lm	74%
	A217-02- ⓪ -2- | W |	15,5W	4000K	500mA	2250 lm	74%

220 240 V~ | **IP**54 | **IK**10 | CRI>90 | L80B10 >60.000 h

MacAdam Step 2 · OPTIONS* · INCL · Ø205 · 112°

⓪	*OPTIONS
1	No DIM
2	DIM Push
4	DIM DALI

DIM PHASE CUT & OTHER DIM OPTIONS PLEASE CONSULT

FOX MINI

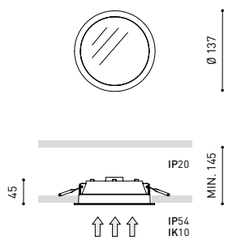

FOX

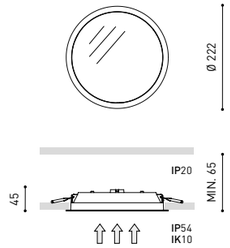

COLOUR | W □ | MATERIAL | PC | PC | RAL ⓘ » 392

» 370

Mix



		P	CCT	I	Flux	LOR
MIX **Mini 2**	**A188- ○ -2- ⓪ -0- | W |**	7W	2700K	500mA	975 lm	75%
	A188- ○ -2- ⓪ -1- | W |	7W	3000K	500mA	1050 lm	75%
	A188- ○ -2- ⓪ -2- | W |	7W	4000K	500mA	1075 lm	75%
MIX **Mini 3**	**A188- ○ -3- ⓪ -0- | W |**	10W	2700K	700mA	1275 lm	75%
	A188- ○ -3- ⓪ -1- | W |	10W	3000K	700mA	1375 lm	75%
	A188- ○ -3- ⓪ -2- | W |	10W	4000K	700mA	1400 lm	75%

220 240 V~ | **IP**43 | **IP**54* | CRI>90 | L80B10 >60.000 h

MacAdam Step 2 · OPTIONS** · INCL · Ø122 · 97°



		P	CCT	I	Flux	LOR
MIX **1**	**A187- ○ -1- ⓪ -0- | W |**	10,5W	2700K	350mA	1525 lm	83%
	A187- ○ -1- ⓪ -1- | W |	10,5W	3000K	350mA	1650 lm	83%
	A187- ○ -1- ⓪ -2- | W |	10,5W	4000K	350mA	1675 lm	83%
MIX **2**	**A187- ○ -2- ⓪ -0- | W |**	15,5W	2700K	500mA	2100 lm	83%
	A187- ○ -2- ⓪ -1- | W |	15,5W	3000K	500mA	2275 lm	83%
	A187- ○ -2- ⓪ -2- | W |	15,5W	4000K	500mA	2300 lm	83%
MIX **3**	**A187- ○ -3- ⓪ -0- | W |**	22W	2700K	700mA	2800 lm	83%
	A187- ○ -3- ⓪ -1- | W |	22W	3000K	700mA	3025 lm	83%
	A187- ○ -3- ⓪ -2- | W |	22W	4000K	700mA	3075 lm	83%
MIX **4**	**A187- ○ -4- ⓪ -1- | W |**	27W	3000K	700mA	4050 lm	85%
	A187- ○ -4- ⓪ -2- | W |	27W	4000K	700mA	4100 lm	85%

220 240 V~ | **IP**43 | **IP**54* | CRI>90 | L80B10 >60.000 h

MacAdam Step 2 · OPTIONS** · INCL · Ø205 · 102°

○	*OPTIONS
0	**IP**43
1	**IP**54

⓪	**OPTIONS
1	No DIM
2	DIM Push
4	DIM DALI

DIM PHASE CUT & OTHER DIM OPTIONS PLEASE CONSULT

MIX MINI

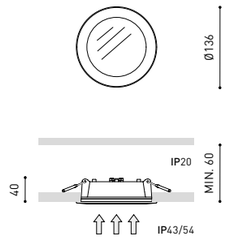

MIX

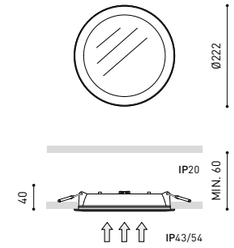

COLOUR | W □ | MATERIAL | AL | PMMA | RAL ⓘ » 392

» 370

Madison



		P	CCT	I	Flux	LOR
MADISON 1	A190-01- ⓪ -1- | W |	10,5W	3000K	350mA	1650 lm	82%
	A190-01- ⓪ -2- | W |	10,5W	4000K	350mA	1675 lm	82%
MADISON 2	A190-02- ⓪ -1- | W |	15,5W	3000K	500mA	2275 lm	82%
	A190-02- ⓪ -2- | W |	15,5W	4000K	500mA	2300 lm	82%
MADISON 3	A190-03- ⓪ -1- | W |	22W	3000K	700mA	3025 lm	82%
	A190-03- ⓪ -2- | W |	22W	4000K	700mA	3075 lm	82%

220 240 V~ | IP43 | CRI>90 | L80B10 >60.000 h

MacAdam Step 2 · OPTIONS* · INCL · 205 X 205 · 100°

⓪	*OPTIONS
1	No DIM
2	DIM Push
4	DIM DALI

DIM PHASE CUT & OTHER DIM OPTIONS
PLEASE CONSULT

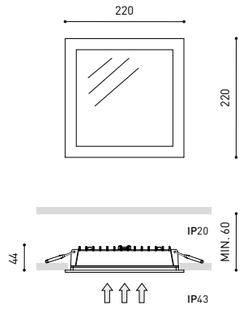

COLOUR | W ☐ | MATERIAL | AL | PMMA | RAL ⓘ » 392

& » 370

Quad



		P	CCT	I	Flux	LOR
QUAD 2	A189-02- ⓪ -1- | W |	15,5W	3000K	500mA	2275 lm	76%
	A189-02- ⓪ -2- | W |	15,5W	4000K	500mA	2300 lm	76%
QUAD 3	A189-03- ⓪ -1- | W |	22W	3000K	700mA	3000 lm	76%
	A189-03- ⓪ -2- | W |	22W	4000K	700mA	3050 lm	76%

220 240 V~ | IP43 | CRI>90 | L80B10 >60.000 h

MacAdam Step 2 · OPTIONS* · INCL · Ø205 · 102°

⓪	*OPTIONS
1	No DIM
2	DIM Push
4	DIM DALI

DIM PHASE CUT & OTHER DIM OPTIONS
PLEASE CONSULT

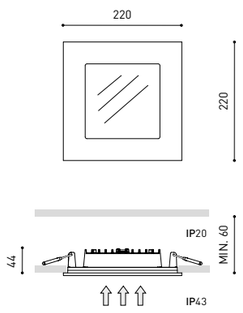

COLOUR | W ☐ | MATERIAL | AL | PMMA | RAL ⓘ » 392

& » 370

Essentials



			P	CCT	I	Flux	LOR
DOT **Fix**	**A061-01-10-** | **W** |	**IP**43	5W	2700K	140mA	700 lm	92%
	A061-01-11- | **W** |	**IP**43	5W	3000K	140mA	730 lm	92%
	A061-01-12- | **W** |	**IP**43	5W	4000K	140mA	750 lm	92%
	A061-02- ◎ **-0-** | **W** |	**IP**43	7,5W	2700K	200mA	950 lm	92%
	A061-02- ◎ **-1-** | **W** |	**IP**43	7,5W	3000K	200mA	1000 lm	92%
	A061-02- ◎ **-2-** | **W** |	**IP**43	7,5W	4000K	200mA	1030 lm	92%
DOT **Fix IP54**	**A067-01-10-** | **W** |	**IP**54	5W	2700K	140mA	700 lm	75%
	A067-01-11- | **W** |	**IP**54	5W	3000K	140mA	730 lm	75%
	A067-01-12- | **W** |	**IP**54	5W	4000K	140mA	750 lm	75%
	A067-02- ◎ **-0-** | **W** |	**IP**54	7,5W	2700K	200mA	950 lm	75%
	A067-02- ◎ **-1-** | **W** |	**IP**54	7,5W	3000K	200mA	1000 lm	75%
	A067-02- ◎ **-2-** | **W** |	**IP**54	7,5W	4000K	200mA	1030 lm	75%

220 240 V~ | CRI>80 | L90B10 >55.000 h

MacAdam Step 2 | OPTIONS* | INCL | FAST | CONNEC | Ø62 | UGR <19 | 38°



			P	CCT	I	Flux	LOR
DOT **Tilt**	**A063-01-10-** | **W** |		5W	2700K	140mA	700 lm	92%
	A063-01-11- | **W** |		5W	3000K	140mA	730 lm	92%
	A063-01-12- | **W** |		5W	4000K	140mA	750 lm	92%
	A063-02- ◎ **-0-** | **W** |		7,5W	2700K	200mA	950 lm	92%
	A063-02- ◎ **-1-** | **W** |		7,5W	3000K	200mA	1000 lm	92%
	A063-02- ◎ **-2-** | **W** |		7,5W	4000K	200mA	1030 lm	92%

220 240 V~ | **IP**20 | CRI>80 | L90B10 >55.000 h

MacAdam Step 2 | OPTIONS* | INCL | FAST | CONNEC | Ø75 | 30° | 38°

◎ *OPTIONS

1	No DIM
2	DIM Phase Cut
3	DIM DALI | Push

OTHER DIM OPTIONS PLEASE CONSULT

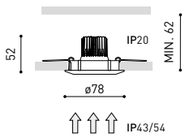

DOT FIX

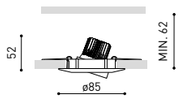

DOT TILT

COLOUR | W ☐ | MATERIAL | AL | RAL » 392

» 370



			P	CCT	I	Flux	LOR
BATH	**A155-01-10-** | **W** |		5W	2700K	140mA	700 lm	75%
	A155-01-11- | **W** |		5W	3000K	140mA	730 lm	75%
	A155-01-12- | **W** |		5W	4000K	140mA	750 lm	75%
	A155-02- ◎ **-0-** | **W** |		7,5W	2700K	200mA	950 lm	75%
	A155-02- ◎ **-1-** | **W** |		7,5W	3000K	200mA	1000 lm	75%
GL-TRANS	**A155-02-** ◎ **-2-** | **W** |		7,5W	4000K	200mA	1030 lm	75%

220 240 V~ | ☐ | **IP**65 | CRI>80 | L90B10 >55.000 h

MacAdam Step 2 | OPTIONS* | INCL | FAST | CONNEC | Ø70 | UGR <19 | 38°



			P	CCT	I	Flux	LOR
BATH **Matt**	**A155-11-10-** | **W** |		5W	2700K	140mA	700 lm	64%
	A155-11-11- | **W** |		5W	3000K	140mA	730 lm	64%
	A155-11-12- | **W** |		5W	4000K	140mA	750 lm	64%
	A155-12- ◎ **-0-** | **W** |		7,5W	2700K	200mA	950 lm	64%
	A155-12- ◎ **-1-** | **W** |		7,5W	3000K	200mA	1000 lm	64%
GL-MATT	**A155-12-** ◎ **-2-** | **W** |		7,5W	4000K	200mA	1030 lm	64%

220 240 V~ | ☐ | **IP**65 | CRI>80 | L90B10 >55.000 h

MacAdam Step 2 | OPTIONS* | INCL | FAST | CONNEC | Ø70 | 47°

◎ *OPTIONS

1	No DIM
2	DIM Phase Cut

OTHER DIM OPTIONS PLEASE CONSULT



P

BATH **12V** **0350-00-00-** | **W** | GL-MATT **MAX** 50W

GX5.3 | 12 V | **IP**65

EXCL | Ø70

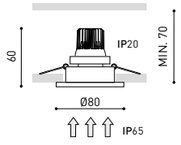

BATH

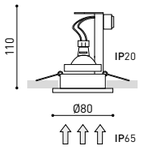

BATH 12V

COLOUR | W ☐ | MATERIAL | AL | RAL » 392

CERTIFICATES NOT APPLICABLE FOR BATH 12V

» 370

Essentials



		P	CCT	I	Flux	LOR
GAP	A171-01-10- | W |	5W	2700K	140mA	700 lm	80%
	A171-01-11- | W |	5W	3000K	140mA	730 lm	80%
	A171-01-12- | W |	5W	4000K	140mA	750 lm	80%
	A171-02- ⓘ -0- | W |	7,5W	2700K	200mA	950 lm	80%
	A171-02- ⓘ -1- | W |	7,5W	3000K	200mA	1000 lm	80%
	A171-02- ⓘ -2- | W |	7,5W	4000K	200mA	1030 lm	80%

220 240 V~ | IP20 | CRI>80 | L90B10 >55.000 h

MacAdam Step 2 | OPTIONS* | INCL | FAST I CONNEC | Ø90 | UGR <19 | 38°

		P
GAP 12V	0354-00-00- | W |	MAX 50W

GX5.3 | 12 V | IP20

EXCL | Ø90

		P
GAP 230V	0355-00-00- | W |	MAX 50W

GZ10 | 220 240 V~ | IP20

Ø90

ⓘ	*OPTIONS
1	No DIM
2	DIM Phase Cut

OTHER DIM OPTIONS PLEASE CONSULT

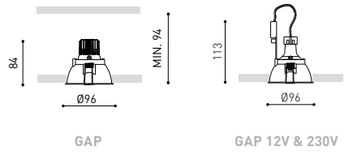

GAP | GAP 12V & 230V

COLOUR | W ☐ | MATERIAL | AL | RAL ⓘ » 392

» 370

Twist



		P	CCT	Beam	I	Flux	LOR
TWIST 1	A204-12-10- | WT | NT |	7W	2700K	19°	200mA	900 lm	92%
	A204-12-11- | WT | NT |	7W	3000K	19°	200mA	930 lm	92%
	A204-12-12- | WT | NT |	7W	4000K	19°	200mA	950 lm	92%
	A204-12-20- | WT | NT |	7W	2700K	40°	200mA	900 lm	86%
	A204-12-21- | WT | NT |	7W	3000K	40°	200mA	930 lm	86%
	A204-12-22- | WT | NT |	7W	4000K	40°	200mA	950 lm	86%
TWIST 2	A204-32-10- | WT | NT |	10,5W	2700K	19°	300mA	1270 lm	92%
	A204-32-11- | WT | NT |	10,5W	3000K	19°	300mA	1320 lm	92%
	A204-32-12- | WT | NT |	10,5W	4000K	19°	300mA	1340 lm	92%
	A204-32-20- | WT | NT |	10,5W	2700K	40°	300mA	1270 lm	86%
	A204-32-21- | WT | NT |	10,5W	3000K	40°	300mA	1320 lm	86%
	A204-32-22- | WT | NT |	10,5W	4000K	40°	300mA	1340 lm	86%

220 240 V~ | IP20 | CRI>90 | L90B10 >55.000 h

* OTHER DIM OPTIONS PLEASE CONSULT

MacAdam Step 2 | PHASE CUT * | INCL | 355° | 35° | 119 X 119 | 19° / 40°

		P	CCT	Beam	I	Flux	LOR
TWIST Double 1	A204-22-10- | WT | NT |	2 X 7W	2700K	19°	200mA	2 X 900 lm	92%
	A204-22-11- | WT | NT |	2 X 7W	3000K	19°	200mA	2 X 930 lm	92%
	A204-22-12- | WT | NT |	2 X 7W	4000K	19°	200mA	2 X 950 lm	92%
	A204-22-20- | WT | NT |	2 X 7W	2700K	40°	200mA	2 X 900 lm	86%
	A204-22-21- | WT | NT |	2 X 7W	3000K	40°	200mA	2 X 930 lm	86%
	A204-22-22- | WT | NT |	2 X 7W	4000K	40°	200mA	2 X 950 lm	86%
TWIST Double 2	A204-42-10- | WT | NT |	2 X 10,5W	2700K	19°	300mA	2 X 1270 lm	92%
	A204-42-11- | WT | NT |	2 X 10,5W	3000K	19°	300mA	2 X 1320 lm	92%
	A204-42-12- | WT | NT |	2 X 10,5W	4000K	19°	300mA	2 X 1340 lm	92%
	A204-42-20- | WT | NT |	2 X 10,5W	2700K	40°	300mA	2 X 1270 lm	86%
	A204-42-21- | WT | NT |	2 X 10,5W	3000K	40°	300mA	2 X 1320 lm	86%
	A204-42-22- | WT | NT |	2 X 10,5W	4000K	40°	300mA	2 X 1340 lm	86%

220 240 V~ | IP20 | CRI>90 | L90B10 >55.000 h

* OTHER DIM OPTIONS PLEASE CONSULT

MacAdam Step 2 | PHASE CUT * | INCL | 355° | 35° | 219 X 119 | 19° / 40°



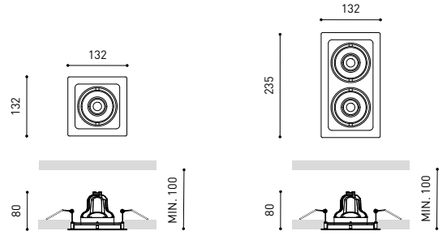

TWIST | TWIST DOUBLE

OPTIONAL

TWIST High Chromatic LED ⓘ » 361

NOT SOLD SEPARATELY
AFFECTS THE LIGHTING PARAMETERS

COLOUR | WT ☐ | NT ■ | MATERIAL | AL | RAL ⓘ » 392

» 370

Orbital



P

ORBITAL **1** Lark-111 **A010-11-01-** | **W** | **N** | **MAX** 1 X 12W

LARK-111 | EXCL* | 220 240 V~ | **IP**20 | EXCL | X35°Y35° | 162 X 162



P

ORBITAL **2** Lark-111 **A010-12-01-** | **W** | **N** | **MAX** 2 X 12W

LARK-111 | EXCL* | 220 240 V~ | **IP**20 | EXCL | X35°Y35° | 162 X 302



P

ORBITAL **3** Lark-111 **A010-13-05-** | **W** | **N** | **MAX** 3 X 12W

LARK-111 | EXCL* | 220 240 V~ | **IP**20 | EXCL | X35°Y35° | 162 X 444



P

ORBITAL **4** Lark-111 **A010-14-01-** | **W** | **N** | **MAX** 4 X 12W

LARK-111 | EXCL* | 220 240 V~ | **IP**20 | EXCL | X35°Y35° | 312 X 312

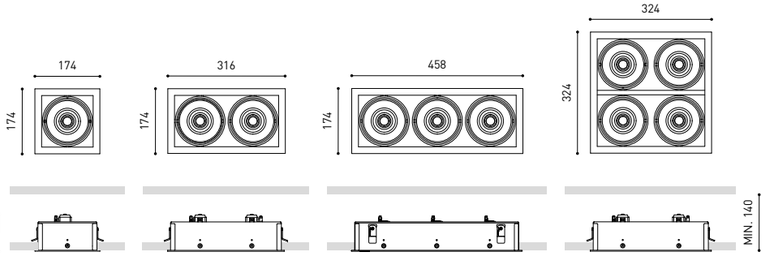

COLOUR | W □ | N ■ | MATERIAL | AL | RAL » 392

» 370

*LAMP OPTIONS

			P	CCT	Beam	I	Flux	Flux Out	LOR
Lark-111		A25 -10-10- | W | N |	6,5W	2700K	19°	200mA	900 lm	828 lm	92%
» 354		A25 -10-11- | W | N |	6,5W	3000K	19°	200mA	940 lm	865 lm	92%
		A25 -10-12- | W | N |	6,5W	4000K	19°	200mA	950 lm	874 lm	92%
		A25 -10-20- | W | N |	6,5W	2700K	40°	200mA	900 lm	774 lm	86%
		A25 -10-21- | W | N |	6,5W	3000K	40°	200mA	940 lm	808 lm	86%
	PHASE CUT**	A25 -10-22- | W | N |	6,5W	4000K	40°	200mA	950 lm	817 lm	86%
		A25 -20-10- | W | N |	12W	2700K	19°	350mA	1440 lm	1325 lm	92%
		A25 -20-11- | W | N |	12W	3000K	19°	350mA	1500 lm	1380 lm	92%
		A25 -20-12- | W | N |	12W	4000K	19°	350mA	1520 lm	1398 lm	92%
		A25 -20-20- | W | N |	12W	2700K	40°	350mA	1440 lm	1238 lm	86%
		A25 -20-21- | W | N |	12W	3000K	40°	350mA	1500 lm	1290 lm	86%
	PHASE CUT**	A25 -20-22- | W | N |	12W	4000K	40°	350mA	1520 lm	1307 lm	86%
		A25 -21-10- | W | N |	12W	2700K	19°	350mA	1440 lm	1325 lm	92%
		A25 -21-11- | W | N |	12W	3000K	19°	350mA	1500 lm	1380 lm	92%
		A25 -21-12- | W | N |	12W	4000K	19°	350mA	1520 lm	1398 lm	92%
		A25 -21-20- | W | N |	12W	2700K	40°	350mA	1440 lm	1238 lm	86%
		A25 -21-21- | W | N |	12W	3000K	40°	350mA	1500 lm	1290 lm	86%
	DALI | PUSH**	A25 -21-22- | W | N |	12W	4000K	40°	350mA	1520 lm	1307 lm	86%

220 240 V~ | CRI>90 | L90B10 >55.000 h

MacAdam Step 2 | FAST | CONNEC | INCL | 19° / 40°

** OTHER DIM OPTIONS PLEASE CONSULT

	OPTIONS
2	Lark-111
3	Lark-111 Honeycomb***



Lark-111



Lark-111 Honeycomb***



COLOUR | W □ | N ■ | MATERIAL | AL | RAL » 392

*** AFFECTS THE LIGHTING PARAMETERS

» 370

Wellit



			P	CCT	BEAM	I	Flux	LOR
WELLIT **S 1**	**A380-11-11-**	| **WT** | **NT** |	5W	3000K	19°	150mA	700 lm	80%
	A380-11-12-	| **WT** | **NT** |	5W	4000K	19°	150mA	710 lm	80%
	A380-11-21-	| **WT** | **NT** |	5W	3000K	26°	150mA	700 lm	89%
	A380-11-22-	| **WT** | **NT** |	5W	4000K	26°	150mA	710 lm	89%
	A380-11-31-	| **WT** | **NT** |	5W	3000K	41°	150mA	700 lm	84%
	A380-11-32-	| **WT** | **NT** |	5W	4000K	41°	150mA	710 lm	84%
WELLIT **S 2**	**A380-2-** ⓪ **-11-**	| **WT** | **NT** |	7W	3000K	19°	200mA	940 lm	80%
	A380-2- ⓪ **-12-**	| **WT** | **NT** |	7W	4000K	19°	200mA	960 lm	80%
	A380-2- ⓪ **-21-**	| **WT** | **NT** |	7W	3000K	26°	200mA	940 lm	89%
	A380-2- ⓪ **-22-**	| **WT** | **NT** |	7W	4000K	26°	200mA	960 lm	89%
	A380-2- ⓪ **-31-**	| **WT** | **NT** |	7W	3000K	41°	200mA	940 lm	84%
	A380-2- ⓪ **-32-**	| **WT** | **NT** |	7W	4000K	41°	200mA	960 lm	84%

220 240 V~ | **IP**20 | CRI>90 | L90B10 >55.000 h

MacAdam Step 2 | OPTIONS* | INCL | 355° | 25° | Ø73 | 19° / 26° / 41°

⓪	*OPTIONS
1	No DIM
2	DIM DALI
3	DIM Push

DIM PHASE CUT & OTHER DIM OPTIONS PLEASE CONSULT

OPTIONAL ACCESSORY

WELLIT S **Anti-glare Honeycomb Louver**

A380-00-00- | **WT** | **NT** |

NOT SOLD SEPARATELY | AFFECTS THE LIGHTING PARAMETERS





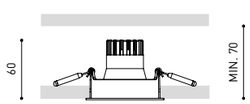



COLOUR | **WT** □ | **NT** ■ | MATERIAL | **AL** | **PC** | RAL » 392

& » 370



			P	CCT	BEAM	I	Flux	LOR
WELLIT **M 1**	**A381-11-11-**	| **WT** | **NT** |	8W	3000K	19°	250mA	1190 lm	81%
	A381-11-12-	| **WT** | **NT** |	8W	4000K	19°	250mA	1210 lm	81%
	A381-11-21-	| **WT** | **NT** |	8W	3000K	24°	250mA	1190 lm	83%
	A381-11-22-	| **WT** | **NT** |	8W	4000K	24°	250mA	1210 lm	83%
	A381-11-31-	| **WT** | **NT** |	8W	3000K	39°	250mA	1190 lm	83%
	A381-11-32-	| **WT** | **NT** |	8W	4000K	39°	250mA	1210 lm	83%
WELLIT **M 2**	**A381-2-** ⓪ **-11-**	| **WT** | **NT** |	15W	3000K	19°	450mA	1970 lm	81%
	A381-2- ⓪ **-12-**	| **WT** | **NT** |	15W	4000K	19°	450mA	2000 lm	81%
	A381-2- ⓪ **-21-**	| **WT** | **NT** |	15W	3000K	24°	450mA	1970 lm	83%
	A381-2- ⓪ **-22-**	| **WT** | **NT** |	15W	4000K	24°	450mA	2000 lm	83%
	A381-2- ⓪ **-31-**	| **WT** | **NT** |	15W	3000K	39°	450mA	1970 lm	83%
	A381-2- ⓪ **-32-**	| **WT** | **NT** |	15W	4000K	39°	450mA	2000 lm	83%

220 240 V~ | **IP**20 | CRI>90 | L90B10 >55.000 h

MacAdam Step 2 | OPTIONS* | INCL | 355° | 25° | Ø102 | 19° / 24° / 39°

			P	CCT	BEAM	I	Flux	LOR
WELLIT **M** **Tunable White**	**A381-02-18-**	| **WT** | **NT** |	10,5W	2700-5000K	14°	600mA	1250 lm	83%
	A381-02-28-	| **WT** | **NT** |	10,5W	2700-5000K	20°	600mA	1250 lm	82%
	A381-02-38-	| **WT** | **NT** |	10,5W	2700-5000K	34°	600mA	1250 lm	80%

220 240 V~ | **IP**20 | CRI>90 | L80B10 >55.000 h

MacAdam Step 3 | DALI | INCL | 355° | 25° | Ø102 | 14° / 20° / 34°

⓪	*OPTIONS
1	No DIM
2	DIM DALI
3	DIM Push

DIM PHASE CUT & OTHER DIM OPTIONS PLEASE CONSULT

OPTIONAL ACCESSORY

WELLIT M **Anti-glare Honeycomb Louver**

A381-00-00- | **WT** | **NT** |

NOT SOLD SEPARATELY | AFFECTS THE LIGHTING PARAMETERS



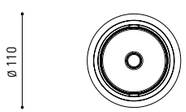

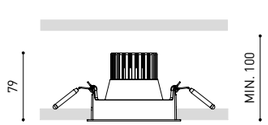



COLOUR | **WT** □ | **NT** ■ | MATERIAL | **AL** | **PC** | RAL » 392

& » 370

Wellit



			P	CCT	BEAM	I	Flux	LOR
WELLIT L 1	A382 -11-11-	WT | NT	15W	3000K	14°	450mA	2060 lm	90%
	A382 -11-12-	WT | NT	15W	4000K	14°	450mA	2100 lm	90%
	A382 -11-21-	WT | NT	15W	3000K	22°	450mA	2060 lm	91%
	A382 -11-22-	WT | NT	15W	4000K	22°	450mA	2100 lm	91%
	A382 -11-31-	WT | NT	15W	3000K	42°	450mA	2060 lm	91%
	A382 -11-32-	WT | NT	15W	4000K	42°	450mA	2100 lm	91%
WELLIT L 2	A382 -2- -11-	WT | NT	25W	3000K	14°	700mA	2960 lm	90%
	A382 -2- -12-	WT | NT	25W	4000K	14°	700mA	3000 lm	90%
	A382 -2- -21-	WT | NT	25W	3000K	22°	700mA	2960 lm	91%
	A382 -2- -22-	WT | NT	25W	4000K	22°	700mA	3000 lm	91%
	A382 -2- -31-	WT | NT	25W	3000K	42°	700mA	2960 lm	91%
	A382 -2- -32-	WT | NT	25W	4000K	42°	700mA	3000 lm	91%

220 240 V~ | IP20 | CRI>90 | L90B10 >55.000 h

MacAdam Step 2 | OPTIONS* | INCL | 355° | 25° | Ø133 | 14° / 22° / 42°

			P	CCT	BEAM	I	Flux	LOR
WELLIT L Tunable White	A382-02-18-	WT | NT	21,5W	2700-5000K	12°	600mA	2300 lm	89%
	A382-02-28-	WT | NT	21,5W	2700-5000K	21°	600mA	2300 lm	84%
	A382-02-38-	WT | NT	21,5W	2700-5000K	43°	600mA	2300 lm	87%

220 240 V~ | IP20 | CRI>90 | L80B10 >55.000 h

MacAdam Step 3 | DALI | INCL | 355° | 25° | Ø133 | 12° / 21° / 43°

	*OPTIONS
1	No DIM
2	DIM DALI
3	DIM Push

DIM PHASE CUT & OTHER DIM OPTIONS PLEASE CONSULT

OPTIONAL ACCESSORY

WELLIT L **Anti-glare Honeycomb Louver**

A382-00-00- | WT | NT |

NOT SOLD SEPARATELY | AFFECTS THE LIGHTING PARAMETERS





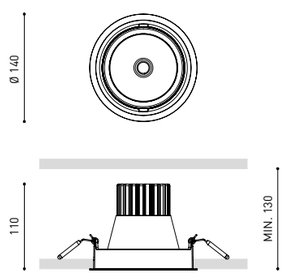

COLOUR | WT □ | NT ■ | MATERIAL | AL | PC | RAL » 392

& » 370

Hubble



			P	CCT	I	Flux	LOR
HUBBLE 1	A276-11- -1-	WT | NT	16,5W	3000K	500mA	2450 lm	90%
	A276-11- -2-	WT | NT	16,5W	4000K	500mA	2475 lm	90%
HUBBLE 2	A276-21- -1-	WT | NT	30,5W	3000K	900mA	4050 lm	90%
	A276-21- -2-	WT | NT	30,5W	4000K	900mA	4120 lm	90%
HUBBLE 3	A276-31- -1-	WT | NT	41W	3000K	1200mA	5000 lm	90%
	A276-31- -2-	WT | NT	41W	4000K	1200mA	5100 lm	90%
PUSH*	A276-32- -1-	WT | NT	41W	3000K	1200mA	5000 lm	90%
	A276-32- -2-	WT | NT	41W	4000K	1200mA	5100 lm	90%
DALI *	A276-34- -1-	WT | NT	41W	3000K	1200mA	5000 lm	90%
	A276-34- -2-	WT | NT	41W	4000K	1200mA	5100 lm	90%

220 240 V~ | IP20 | CRI>90 | L90B10 >55.000 h

* DIM PHASE CUT & OTHER DIM OPTIONS PLEASE CONSULT

MacAdam Step 2 | INCL | X20°Y20° | 170 X 170 | 17° / 28° / 40°



			P	CCT	I	Flux	LOR
HUBBLE Double 1	A277-11- -1-	WT | NT	2 X 16,5W	3000K	500mA	2 X 2450 lm	90%
	A277-11- -2-	WT | NT	2 X 16,5W	4000K	500mA	2 X 2475 lm	90%
HUBBLE Double 2	A277-21- -1-	WT | NT	2 X 30,5W	3000K	900mA	2 X 4050 lm	90%
	A277-21- -2-	WT | NT	2 X 30,5W	4000K	900mA	2 X 4120 lm	90%
HUBBLE Double 3	A277-31- -1-	WT | NT	2 X 41W	3000K	1200mA	2 X 5000 lm	90%
	A277-31- -2-	WT | NT	2 X 41W	4000K	1200mA	2 X 5100 lm	90%
PUSH*	A277-32- -1-	WT | NT	2 X 41W	3000K	1200mA	2 X 5000 lm	90%
	A277-32- -2-	WT | NT	2 X 41W	4000K	1200mA	2 X 5100 lm	90%
DALI *	A277-34- -1-	WT | NT	2 X 41W	3000K	1200mA	2 X 5000 lm	90%
	A277-34- -2-	WT | NT	2 X 41W	4000K	1200mA	2 X 5100 lm	90%

220 240 V~ | IP20 | CRI>90 | L90B10 >55.000 h

* DIM PHASE CUT & OTHER DIM OPTIONS PLEASE CONSULT

MacAdam Step 2 | INCL | X20°Y20° | 325 X 170 | 17° / 28° / 40°

OPTIONAL ACCESSORIES

NOT SOLD SEPARATELY
AFFECT THE LIGHTING PARAMETERS

HUBBLE **Anti-glare Honeycomb Louver**

0802-02-00



HUBBLE **Elliptical Refractor**

0802-04-00

HUBBLE **Beam Mixer Diffuser**

0805-03-00



HUBBLE **High Chromatic LED** » 361

HUBBLE

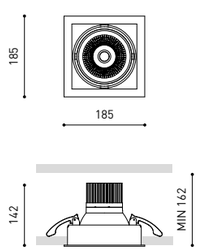

HUBBLE DOUBLE

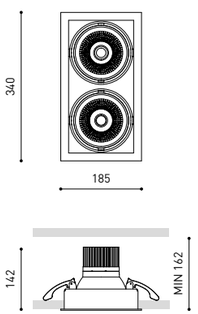



	BEAM OPTIONS
1	17°
2	28°
3	40°

COLOUR | WT □ | NT ■ | MATERIAL | AL | GL-TRANS | RAL » 392

OTHER CCT PLEASE CONSULT

& » 370

Hidden



			P	CCT	I	Flux	LOR
HIDDEN 1		A200-11- ◎ -1- | WT | NT |	12W	3000K	350mA	1600 lm	90%
		A200-11- ◎ -2- | WT | NT |	12W	4000K	350mA	1625 lm	90%
HIDDEN 2		A200-21- ◎ -1- | WT | NT |	17W	3000K	500mA	2100 lm	90%
		A200-21- ◎ -2- | WT | NT |	17W	4000K	500mA	2140 lm	90%
	PHASE CUT *	A200-22- ◎ -1- | WT | NT |	17W	3000K	500mA	2100 lm	90%
	PHASE CUT *	A200-22- ◎ -2- | WT | NT |	17W	4000K	500mA	2140 lm	90%

220 240 V~ | IP20 | CRI>90 | L90B10 >55.000 h

MacAdam Step 2 · INCL · Ø152 · 340° · 90° · 16° / 24° / 42°

* OTHER DIM OPTIONS PLEASE CONSULT

◎	BEAM OPTIONS
1	16°
2	24°
3	42°

OPTIONAL ACCESSORIES

NOT SOLD SEPARATELY | AFFECT THE LIGHTING PARAMETERS

HIDDEN **Anti-glare Honeycomb Louver** 0702-02-00



HIDDEN **Elliptical Refractor** 0700-08-00



HIDDEN **Beam Mixer Diffuser** 0805-02-00



HIDDEN **High Chromatic LED** » 361





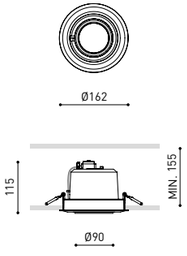



COLOUR | WT ☐ | NT ■ | MATERIAL | AL | GL-TRANS | RAL » 392

OTHER CCT PLEASE CONSULT · & » 370

Pop Up

EUROPEAN PRODUCT DESIGN AWARD



		P	CCT	Beam	I	Flux	LOR
POP UP	A278-2- ◎ -10- | WT | NT |	6,5W	2700K	20°	700mA	610Lm	92%
	A278-2- ◎ -11- | WT | NT |	6,5W	3000K	20°	700mA	640Lm	92%
	A278-2- ◎ -12- | WT | NT |	6,5W	4000K	20°	700mA	660Lm	92%
	A278-2- ◎ -20- | WT | NT |	6,5W	2700K	30°	700mA	610Lm	89%
	A278-2- ◎ -21- | WT | NT |	6,5W	3000K	30°	700mA	640Lm	89%
	A278-2- ◎ -22- | WT | NT |	6,5W	4000K	30°	700mA	660Lm	89%
	A278-2- ◎ -30- | WT | NT |	6,5W	2700K	56°	700mA	610Lm	86%
	A278-2- ◎ -31- | WT | NT |	6,5W	3000K	56°	700mA	640Lm	86%
	A278-2- ◎ -32- | WT | NT |	6,5W	4000K	56°	700mA	660Lm	86%

220 240 V~ | IP20 | CRI>90 | L90B10 > 55.000 h

MacAdam Step 2 · OPTIONS* · INCL · 355° · 90° · Ø79 · 20° / 30° / 56°

◎	*OPTIONS
1	No DIM
2	DIM Push
4	DIM DALI
5	DIM Phase Cut

OTHER DIM OPTIONS PLEASE CONSULT

OPTIONAL ACCESSORIES

NOT SOLD SEPARATELY | AFFECT THE LIGHTING PARAMETERS

POP UP **Beam Mixer Diffuser** 0805-01-00



POP UP **Anti-glare Honeycomb Louver** 0806-00-00 | WT | NT |



POP UP **High Chromatic LED** » 361



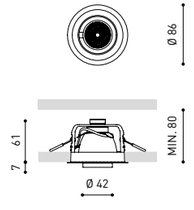



COLOUR | WT ☐ | NT ■ | MATERIAL | AL | PC | RAL » 392

& » 370

Magnetic System

Rubén Saldaña



		P	CCT	Beam	Flux	LOR
MAGNETIC 24V COCO	**A499-00-10- | WT | NT |**	8,7W	2700K	20°	1200 lm	87%
	A499-00-11- | WT | NT |	8,7W	3000K	20°	1250 lm	87%
	A499-00-13- | WT | NT |	8,7W	3500K	20°	1310 lm	87%
	A499-00-12- | WT | NT |	8,7W	4000K	20°	1340 lm	87%
	A499-00-20- | WT | NT |	8,7W	2700K	34°	1200 lm	89%
	A499-00-21- | WT | NT |	8,7W	3000K	34°	1250 lm	89%
	A499-00-23- | WT | NT |	8,7W	3500K	34°	1310 lm	89%
	A499-00-22- | WT | NT |	8,7W	4000K	34°	1340 lm	89%
	A499-00-30- | WT | NT |	8,7W	2700K	48°	1200 lm	86%
	A499-00-31- | WT | NT |	8,7W	3000K	48°	1250 lm	86%
	A499-00-33- | WT | NT |	8,7W	3500K	48°	1310 lm	86%
	A499-00-32- | WT | NT |	8,7W	4000K	48°	1340 lm	86%

24 V | III **IP**20 | CRI>90 | L80B10 >66.000 h

MacAdam Step 2 | EXCL* | 360° | 90° | 20° / 34° / 48°

		P	CCT	Beam	Flux	LOR
MAGNETIC 24V COCO **Super Spot**	**A499-00-00- | WT | NT |**	6W	2700K	12°	750 lm	66%
	A499-00-01- | WT | NT |	6W	3000K	12°	800 lm	66%
	A499-00-03- | WT | NT |	6W	3500K	12°	830 lm	66%
	A499-00-02- | WT | NT |	6W	4000K	12°	850 lm	66%

24 V | III **IP**20 | CRI>90 | L80B10 >55.000 h

MacAdam Step 2 | EXCL* | 360° | 90° | 12°

COLOUR | WT □ | NT ■ | MATERIAL | AL | PC/PMMA | RAL » 392

OTHER CCT OPTIONS PLEASE CONSULT » 370



		P	CCT	Beam	Flux	LOR
MAGNETIC 24V FLIP	**A492-00-10- | NT | WT | NTMG |**	6W	2700K	23°	620 lm	86%
	A492-00-11- | NT | WT | NTMG |	6W	3000K	23°	650 lm	86%
	A492-00-13- | NT | WT | NTMG |	6W	3500K	23°	680 lm	86%
	A492-00-12- | NT | WT | NTMG |	6W	4000K	23°	690 lm	86%
	A492-00-20- | NT | WT | NTMG | WTW |	6W	2700K	34°	620 lm	78%
	A492-00-21- | NT | WT | NTMG | WTW |	6W	3000K	34°	650 lm	78%
	A492-00-23- | NT | WT | NTMG | WTW |	6W	3500K	34°	680 lm	78%
	A492-00-22- | NT | WT | NTMG | WTW |	6W	4000K	34°	690 lm	78%

24 V | III **IP**20 | CRI>90 | L80B10 >60.000 h

MacAdam Step 2 | EXCL* | 360° | 90° | 23° / 34°

FINISHING**	Body	Lampshade
NT	NT ■	N ■
WT	WT □	N ■
NTMG	NT ■	MG ■
WTW	WT □	W □

THE INVISIBLE BLACK

COLOUR | NT ■ | WT □ | NTMG ■ | WTW □ | MATERIAL | AL | ABS+PC | RAL » 392

** OTHER FINISHING COMBINATIONS PLEASE CONSULT | COLOURS MAY AFFECT THE LIGHTING PARAMETERS » 370

"THE INVISIBLE BLACK" IS ONLY AVAILABLE FOR WT, NT & NTMG COLOURS









ACCESSORY

MAGNETIC 24V CONNECTOR **A435-01-00 | W | N |**

* MANDATORY FOR INSTALLATION

III **IP**20 | Ø16

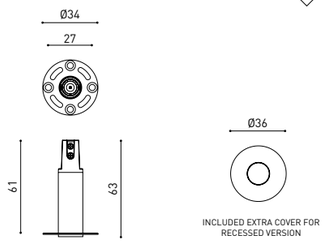

OPTIONAL ACCESSORY

TRIMLESS TOOL D16 X D34mm

A478-00-00

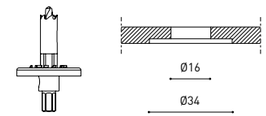

			P	V	D (A x B x C)
24V POWER SUPPLY	**0434-01-37**		60W	24V	180 x 52 x 30mm
	0433-10-22		100W	24V	295 x 43 x 30mm
24V DIMMER	**0433-01-32**	DALI / Push		24V	181 x 42 x 20mm
	0433-01-35	CASAMBI		24V	72,6 x 30 x 18mm

220 240 V~ | MANDATORY FOR INSTALLATION | MUST BE PLACED ON REMOTE

24 V | MUST BE PLACED ON REMOTE
OTHER DIM OPTIONS PLEASE CONSULT

DROP VOLTAGE » 367

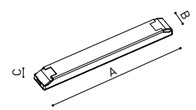

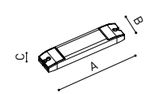

MAGNETIC 24V COCO OPTIONAL ACCESSORIES

AFFECT THE LIGHTING PARAMETERS | NOT SOLD SEPARATELY

COCO Anti-glare Honeycomb Louver

A498-90-00- | WT | NT |



COCO Anti-glare Screen

A498-90-01- | WT | NT |



COCO Linear Filter

A498-90-02- | WT | NT |

SUITABLE FOR BEAM ≤ 34°



COCO High Chromatic Led » 361

MAGNETIC 24V COCO

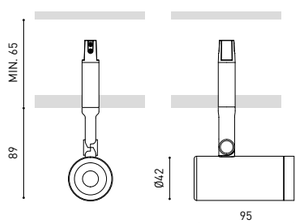

MAGNETIC 24V FLIP

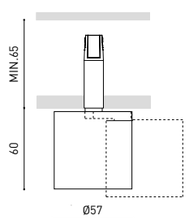

Magnetic System



		P	CCT	Beam	Flux	LOR
MAGNETIC 24V FIT 20	**A431-01-10-** | **WT** | **NT** | **G** |	2,1W	2700K	12°	127 lm	87%
	A431-01-11- | **WT** | **NT** | **G** |	2,1W	3000K	12°	150 lm	87%
	A431-01-13- | **WT** | **NT** | **G** |	2,1W	3500K	12°	160 lm	87%
	A431-01-20- | **WT** | **NT** | **G** |	2,1W	2700K	30°	127 lm	88%
	A431-01-21- | **WT** | **NT** | **G** |	2,1W	3000K	30°	150 lm	88%
	A431-01-23- | **WT** | **NT** | **G** |	2,1W	3500K	30°	160 lm	88%
	A431-01-30- | **WT** | **NT** | **G** |	2,1W	2700K	54°	127 lm	81%
	A431-01-31- | **WT** | **NT** | **G** |	2,1W	3000K	54°	150 lm	81%
	A431-01-33- | **WT** | **NT** | **G** |	2,1W	3500K	54°	160 lm	81%

24 V | III **IP**20 | CRI>90 | L80B10 >50.000 h

MacAdam Step 3 | EXCL* | 360° | 90° | 12° / 30° / 54°



		P	CCT	Beam	Flux	LOR
MAGNETIC 24V FIT 27	**A432-01-10-** | **WT** | **NT** | **G** |	4,5W	2700K	18°	440 lm	84%
	A432-01-11- | **WT** | **NT** | **G** |	4,5W	3000K	18°	470 lm	84%
	A432-01-13- | **WT** | **NT** | **G** |	4,5W	3500K	18°	470 lm	84%
	A432-01-20- | **WT** | **NT** | **G** |	4,5W	2700K	31°	440 lm	82%
	A432-01-21- | **WT** | **NT** | **G** |	4,5W	3000K	31°	470 lm	82%
	A432-01-23- | **WT** | **NT** | **G** |	4,5W	3500K	31°	470 lm	82%
	A432-01-30- | **WT** | **NT** | **G** |	4,5W	2700K	42°	440 lm	84%
	A432-01-31- | **WT** | **NT** | **G** |	4,5W	3000K	42°	470 lm	84%
	A432-01-33- | **WT** | **NT** | **G** |	4,5W	3500K	42°	470 lm	84%

24 V | III **IP**20 | CRI>90 | L90B10 >108.000 h

MacAdam Step 2 | EXCL* | 360° | 90° | 18° / 31° / 42°



		P	CCT	Beam	Flux	LOR
MAGNETIC 24V iO **Micro**	**A434-01-10-** | **WT** | **NT** |	4,7W	2700K	20°	530 lm	83%
	A434-01-11- | **WT** | **NT** |	4,7W	3000K	20°	550 lm	83%
	A434-01-12- | **WT** | **NT** |	4,7W	4000K	20°	590 lm	83%
	A434-01-20- | **WT** | **NT** |	4,7W	2700K	40°	530 lm	84%
	A434-01-21- | **WT** | **NT** |	4,7W	3000K	40°	550 lm	84%
	A434-01-22- | **WT** | **NT** |	4,7W	4000K	40°	590 lm	84%
	A434-01-30- | **WT** | **NT** |	4,7W	2700K	54°	530 lm	85%
	A434-01-31- | **WT** | **NT** |	4,7W	3000K	54°	550 lm	85%
	A434-01-32- | **WT** | **NT** |	4,7W	4000K	54°	590 lm	85%

24 V | III **IP**20 | CRI>90 | L90B10 >60.000 h

MacAdam Step 2 | EXCL* | 360° | 155° | 20° / 40° / 54°

COLOUR | **WT** □ | **NT** ■ | **G** ■ | MATERIAL | **AL** | **PC** | RAL ⓘ » 392

WALL MOUNTING PLEASE CONSULT » 370







ACCESSORY

MAGNETIC 24V CONNECTOR **A435-01-00** | **W** | **N** |

* MANDATORY FOR INSTALLATION

III **IP**20 | Ø16

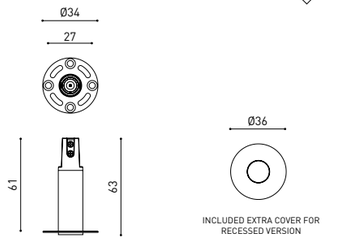

INCLUDED EXTRA COVER FOR RECESSED VERSION

OPTIONAL ACCESSORY

TRIMLESS TOOL **D16 X D34mm**

A478-00-00

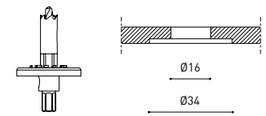

			P	V	D (A x B x C)
24V POWER SUPPLY	**0434-01-37**	60W	24V	180 x 52 x 30mm
	0433-10-22	100W	24V	295 x 43 x 30mm

220 240 V~ | MANDATORY FOR INSTALLATION | MUST BE PLACED ON REMOTE

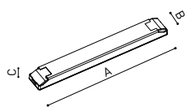

24V DIMMER	**0433-01-32**	DALI / Push	24V	181 x 42 x 20mm
	0433-01-35	CASAMBI	24V	72,6 x 30 x 18mm

24 V | MUST BE PLACED ON REMOTE
OTHER DIM OPTIONS PLEASE CONSULT

ⓘ DROP VOLTAGE » 367

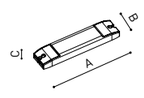

MAGNETIC 24V iO MICRO OPTIONAL ACCESSORIES

AFFECT THE LIGHTING PARAMETERS | NOT SOLD SEPARATELY

iO **Micro Beam Mixer Diffuser**

A387-00-00



iO **Micro Anti-glare Honeycomb Louver** **A387-00-01** | **WT** | **NT** |

FIT 27 **Anti-glare Honeycomb Louver** **A399-00-00**



MAGNETIC 24V FIT 20

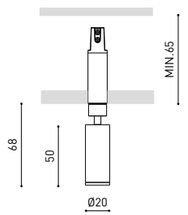

MAGNETIC 24V FIT 27

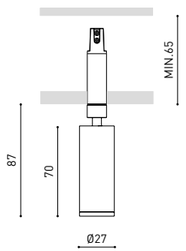

MAGNETIC 24V iO MICRO

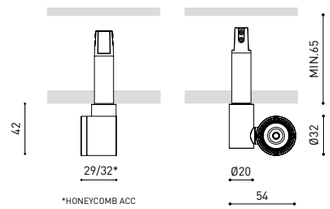

Magnetic System



		P	CCT	Beam	Flux	LOR
MAGNETIC 24V PLUS **Micro**	**A433-01-00-** | **WT** | **NT** |	4,7W	2700K	10°-35°	530 lm	10-17%
	A433-01-01- | **WT** | **NT** |	4,7W	3000K	10°-35°	550 lm	10-17%
	A433-01-02- | **WT** | **NT** |	4,7W	4000K	10°-35°	590 lm	10-17%

24 V | III **IP**20 | CRI>90 | L90B10 >60.000 h

MacAdam Step 2 · EXCL* · 360° · 180° · 10° - 35°

COLOUR | **WT** □ | **NT** ■ | MATERIAL | **AL** | **OPTICAL PMMA** | RAL » 392

WALL MOUNTING PLEASE CONSULT · & » 370



		P	CCT	Beam	Flux	LOR
MAGNETIC 24V TOP **Micro**	**A430-01-10-** | **WT** | **NT** |	2,1W	2700K	19°	190 lm	90%
	A430-01-11- | **WT** | **NT** |	2,1W	3000K	19°	210 lm	90%
	A430-01-20- | **WT** | **NT** |	2,1W	2700K	38°	190 lm	92%
	A430-01-21- | **WT** | **NT** |	2,1W	3000K	38°	210 lm	92%

24 V | III **IP**20 | CRI>90 | L90B10 >102.000 h

MacAdam Step 3 · EXCL* · UGR <19 · 19° / 38°



		P	CCT	Beam	Flux	LOR
MAGNETIC 24V SIX **XS**	**A429-01-10-** | **WT** | **NT** |	4,5W	2700K	17°	470 lm	90%
	A429-01-11- | **WT** | **NT** |	4,5W	3000K	17°	500 lm	90%
	A429-01-12- | **WT** | **NT** |	4,5W	4000K	17°	530 lm	90%
	A429-01-20- | **WT** | **NT** |	4,5W	2700K	23°	470 lm	86%
	A429-01-21- | **WT** | **NT** |	4,5W	3000K	23°	500 lm	86%
	A429-01-22- | **WT** | **NT** |	4,5W	4000K	23°	530 lm	86%
	A429-01-30- | **WT** | **NT** |	4,5W	2700K	34°	470 lm	88%
	A429-01-31- | **WT** | **NT** |	4,5W	3000K	34°	500 lm	88%
	A429-01-32- | **WT** | **NT** |	4,5W	4000K	34°	530 lm	88%

24 V | III **IP**20 | CRI>90 | L90B10 >55.000 h

MacAdam Step 2 · EXCL* · 360° · 310° · 17° / 23° / 34°

COLOUR | **WT** □ | **NT** ■ | MATERIAL | **AL** | **PC** | RAL » 392

WALL MOUNTING PLEASE CONSULT · & » 370





ACCESSORY

MAGNETIC 24V CONNECTOR **A435-01-00** | **W** | **N** |

* MANDATORY FOR INSTALLATION

III **IP**20 | Ø16

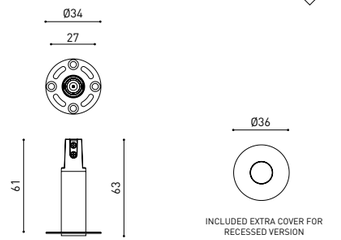

OPTIONAL ACCESSORY

TRIMLESS TOOL **D16 X D34mm**

A478-00-00

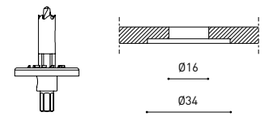

			P	V	D (A x B x C)
24V POWER SUPPLY	**0434-01-37**		60W	24V	180 x 52 x 30mm
	0433-10-22		100W	24V	295 x 43 x 30mm

220 240 V~ | MANDATORY FOR INSTALLATION | MUST BE PLACED ON REMOTE

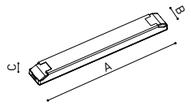

24V DIMMER	**0433-01-32**	DALI / Push	24V	181 x 42 x 20mm
	0433-01-35	CASAMBI	24V	72,6 x 30 x 18mm

24 V | MUST BE PLACED ON REMOTE
OTHER DIM OPTIONS PLEASE CONSULT

DROP VOLTAGE » 367

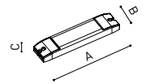

MAGNETIC 24V SIX XS
OPTIONAL ACCESSORY

SIX **High Chromatic Led** » 361

NOT SOLD SEPARATELY | AFFECTS THE LIGHTING PARAMETERS

MAGNETIC 24V TOP MICRO

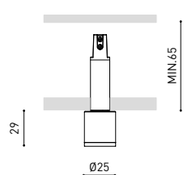

MAGNETIC 24V PLUS MICRO

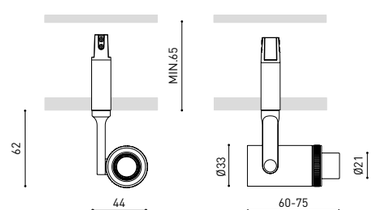

MAGNETIC 24V SIX XS

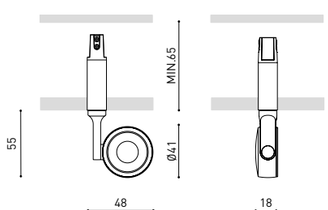

Magnetic System



		P	CCT	Beam	Flux	LOR
MAGNETIC 24V MICRO SHAPER	**A545-00-00- | N |**	2,2W	2700K	18°-34°	190 lm	19-27%
	A545-00-01- | N |	2,2W	3000K	18°-34°	210 lm	19-27%
	A545-00-02- | N |	2,2W	4000K	18°-34°	250 lm	19-27%
	A545-00-10- | N |	2,2W	2700K	52°	190 lm	29%
	A545-00-11- | N |	2,2W	3000K	52°	210 lm	29%
	A545-00-12- | N |	2,2W	4000K	52°	250 lm	29%

24 V | III **IP**20 | CRI>90 | L90B10 >102.000 h

MacAdam Step 3 · EXCL* · 360° · 90° · 18°-34° / 52°

ACCESSORY

MAGNETIC 24V CONNECTOR **A435-01-00 | W | N |**

* MANDATORY FOR INSTALLATION

III **IP**20 | Ø16

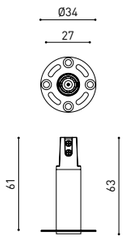

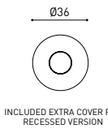

INCLUDED EXTRA COVER FOR RECESSED VERSION

OPTIONAL ACCESSORY

TRIMLESS TOOL **D16 X D34mm**

A478-00-00

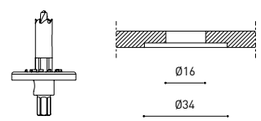

		P	V	D (A x B x C)
24V POWER SUPPLY	**0434-01-37**	60W	24V	180 x 52 x 30mm
	0433-10-22	100W	24V	295 x 43 x 30mm

220 240 V~ | MANDATORY FOR INSTALLATION | MUST BE PLACED ON REMOTE

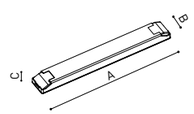

24V DIMMER	**0433-01-32**	DALI / Push	24V	181 x 42 x 20mm
	0433-01-35	CASAMBI	24V	72,6 x 30 x 18mm

24 V | MUST BE PLACED ON REMOTE
OTHER DIM OPTIONS PLEASE CONSULT

DROP VOLTAGE » 367

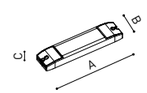

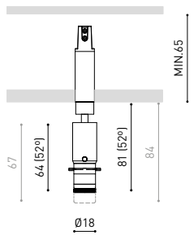

COLOUR | **N** ■ | MATERIAL | **AL** | **OPTICAL GLASS** | RAL » 392

WALL MOUNTING PLEASE CONSULT | OTHER CCT & DIM OPTIONS PLEASE CONSULT

& » 370





LAMP-CONCEPT.CH

Six Recessed

Extended Family / Magnetic 24V Six XS_102 / Six XS 24V_228 / Six 48V_246 / Six_280



			P	CCT	Beam	I	Flux	LOR
SIX **XS** **Recessed**	**A336-0-** ⓞ **-10-**	**WT** | **NT**	4,5W	2700K	17°	500mA	470 lm	90%
	A336-0- ⓞ **-11-**	**WT** | **NT**	4,5W	3000K	17°	500mA	500 lm	90%
	A336-0- ⓞ **-12-**	**WT** | **NT**	4,5W	4000K	17°	500mA	530 lm	90%
	A336-0- ⓞ **-20-**	**WT** | **NT**	4,5W	2700K	23°	500mA	470 lm	86%
	A336-0- ⓞ **-21-**	**WT** | **NT**	4,5W	3000K	23°	500mA	500 lm	86%
	A336-0- ⓞ **-22-**	**WT** | **NT**	4,5W	4000K	23°	500mA	530 lm	86%
	A336-0- ⓞ **-30-**	**WT** | **NT**	4,5W	2700K	34°	500mA	470 lm	88%
	A336-0- ⓞ **-31-**	**WT** | **NT**	4,5W	3000K	34°	500mA	500 lm	88%
	A336-0- ⓞ **-32-**	**WT** | **NT**	4,5W	4000K	34°	500mA	530 lm	88%

220 240 V~ | □ **IP**20 | CRI>90 | L90B10 >55.000 h

MacAdam Step 2 · OPTIONS* · INCL · Ø50 · 350° · 310° · 17° / 23° / 34°

			P	CCT	Beam	I	Flux	LOR
SIX **S** **Recessed**	**A334-0-** ⓞ **-10-**	**WT** | **NT**	8,5W	2700K	17°	500mA	1070 lm	86%
	A334-0- ⓞ **-11-**	**WT** | **NT**	8,5W	3000K	17°	500mA	1140 lm	86%
	A334-0- ⓞ **-12-**	**WT** | **NT**	8,5W	4000K	17°	500mA	1210 lm	86%
	A334-0- ⓞ **-20-**	**WT** | **NT**	8,5W	2700K	24°	500mA	1070 lm	84%
	A334-0- ⓞ **-21-**	**WT** | **NT**	8,5W	3000K	24°	500mA	1140 lm	84%
	A334-0- ⓞ **-22-**	**WT** | **NT**	8,5W	4000K	24°	500mA	1210 lm	84%
	A334-0- ⓞ **-30-**	**WT** | **NT**	8,5W	2700K	34°	500mA	1070 lm	89%
	A334-0- ⓞ **-31-**	**WT** | **NT**	8,5W	3000K	34°	500mA	1140 lm	89%
	A334-0- ⓞ **-32-**	**WT** | **NT**	8,5W	4000K	34°	500mA	1210 lm	89%

220 240 V~ | □ **IP**20 | CRI>90 | L80B10 >60.000 h

MacAdam Step 2 · OPTIONS* · INCL · Ø50 · 350° · 310° · 17° / 24° / 34°

ⓞ	*OPTIONS
1	No DIM
2	DIM DALI

DIM PHASE CUT & OTHER DIM OPTIONS PLEASE CONSULT

SIX XS RECESSED

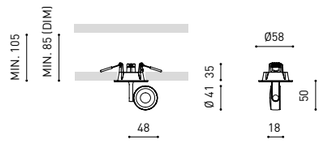

SIX S RECESSED

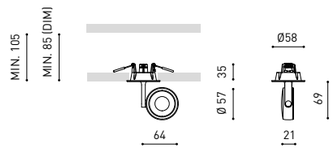

SIX M RECESSED

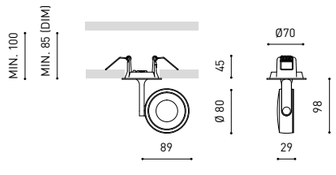

SIX L RECESSED

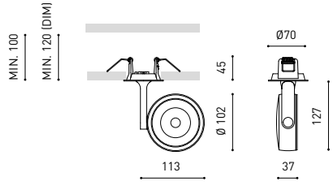

OPTIONAL ACCESSORIES

SIX

High Chromatic LED ⓘ » 361

NOT SOLD SEPARATELY | AFFECTS THE LIGHTING PARAMETERS

COLOUR | WT □ | NT ■ | MATERIAL | AL | PC | RAL ⓘ » 392

& » 370



			P	CCT	Beam	I	Flux	LOR
SIX **M** **Recessed 1**	**A332-11-10-**	**WT** | **NT**	11,5W	2700K	19°	350mA	1600 lm	93%
	A332-11-11-	**WT** | **NT**	11,5W	3000K	19°	350mA	1650 lm	93%
	A332-11-12-	**WT** | **NT**	11,5W	4000K	19°	350mA	1700 lm	93%
	A332-11-20-	**WT** | **NT**	11,5W	2700K	28°	350mA	1600 lm	91%
	A332-11-21-	**WT** | **NT**	11,5W	3000K	28°	350mA	1650 lm	91%
	A332-11-22-	**WT** | **NT**	11,5W	4000K	28°	350mA	1700 lm	91%
	A332-11-30-	**WT** | **NT**	11,5W	2700K	38°	350mA	1600 lm	93%
	A332-11-31-	**WT** | **NT**	11,5W	3000K	38°	350mA	1650 lm	93%
	A332-11-32-	**WT** | **NT**	11,5W	4000K	38°	350mA	1700 lm	93%
SIX **M** **Recessed 2**	**A332-2-** ⓞ **-10-**	**WT** | **NT**	17W	2700K	19°	500mA	2050 lm	93%
	A332-2- ⓞ **-11-**	**WT** | **NT**	17W	3000K	19°	500mA	2130 lm	93%
	A332-2- ⓞ **-12-**	**WT** | **NT**	17W	4000K	19°	500mA	2160 lm	93%
	A332-2- ⓞ **-20-**	**WT** | **NT**	17W	2700K	28°	500mA	2050 lm	91%
	A332-2- ⓞ **-21-**	**WT** | **NT**	17W	3000K	28°	500mA	2130 lm	91%
	A332-2- ⓞ **-22-**	**WT** | **NT**	17W	4000K	28°	500mA	2160 lm	91%
	A332-2- ⓞ **-30-**	**WT** | **NT**	17W	2700K	38°	500mA	2050 lm	93%
	A332-2- ⓞ **-31-**	**WT** | **NT**	17W	3000K	38°	500mA	2130 lm	93%
	A332-2- ⓞ **-32-**	**WT** | **NT**	17W	4000K	38°	500mA	2160 lm	93%

220 240 V~ | □ **IP**20 | CRI>90 | L90B10 >55.000 h

MacAdam Step 2 · OPTIONS* · INCL · Ø62 · 350° · 310° · 19° / 28° / 38°



			P	CCT	Beam	I	Flux	LOR
SIX **L Recessed 1**	**A287-11-10-**	**WT** | **NT**	11,5W	2700K	17°	350mA	1600 lm	93%
	A287-11-11-	**WT** | **NT**	11,5W	3000K	17°	350mA	1650 lm	93%
	A287-11-12-	**WT** | **NT**	11,5W	4000K	17°	350mA	1700 lm	93%
	A287-11-30-	**WT** | **NT**	11,5W	2700K	26°	350mA	1600 lm	93%
	A287-11-31-	**WT** | **NT**	11,5W	3000K	26°	350mA	1650 lm	93%
	A287-11-32-	**WT** | **NT**	11,5W	4000K	26°	350mA	1700 lm	93%
	A287-11-20-	**WT** | **NT**	11,5W	2700K	34°	350mA	1600 lm	90%
	A287-11-21-	**WT** | **NT**	11,5W	3000K	34°	350mA	1650 lm	90%
	A287-11-22-	**WT** | **NT**	11,5W	4000K	34°	350mA	1700 lm	90%
SIX **L Recessed 2**	**A287-2-** ⓞ **-10-**	**WT** | **NT**	24,5W	2700K	17°	700mA	2850 lm	93%
	A287-2- ⓞ **-11-**	**WT** | **NT**	24,5W	3000K	17°	700mA	2950 lm	93%
	A287-2- ⓞ **-12-**	**WT** | **NT**	24,5W	4000K	17°	700mA	3000 lm	93%
	A287-2- ⓞ **-30-**	**WT** | **NT**	24,5W	2700K	26°	700mA	2850 lm	93%
	A287-2- ⓞ **-31-**	**WT** | **NT**	24,5W	3000K	26°	700mA	2950 lm	93%
	A287-2- ⓞ **-32-**	**WT** | **NT**	24,5W	4000K	26°	700mA	3000 lm	93%
	A287-2- ⓞ **-20-**	**WT** | **NT**	24,5W	2700K	34°	700mA	2850 lm	90%
	A287-2- ⓞ **-21-**	**WT** | **NT**	24,5W	3000K	34°	700mA	2950 lm	90%
	A287-2- ⓞ **-22-**	**WT** | **NT**	24,5W	4000K	34°	700mA	3000 lm	90%

220 240 V~ | □ **IP**20 | CRI>90 | L90B10 >55.000 h

MacAdam Step 2 · OPTIONS* · INCL · Ø62 · 350° · 310° · 17° / 26° / 34°

ⓞ	*OPTIONS
1	No DIM
2	DIM Push
4	DIM DALI

DIM PHASE CUT & OTHER DIM OPTIONS PLEASE CONSULT

COLOUR | WT □ | NT ■ | MATERIAL | AL | PC | RAL ⓘ » 392

& » 370

Fit Recessed

Extended Family / Magnetic 24V Fit_100 / Fit Surface_136 / Fit 24V_230 / Fit 48V_249 / Fit 65 1L_275 / Fit_283



		P	CCT	I	Flux
FIT 35 Recessed	A345-2- ◎ - ○ -0- | WT | NT | G |	5,5W	2700K	500mA	620 lm
	A345-2- ◎ - ○ -1- | WT | NT | G |	5,5W	3000K	500mA	660 lm
	A345-2- ◎ - ○ -3- | WT | NT | G |	5,5W	3500K	500mA	660 lm
	A345-2- ◎ - ○ -2- | WT | NT | G |	5,5W	4000K	500mA	710 lm

220 240 V~ | IP20 | CRI>90 | L90B10 > 108.000 h

MacAdam Step 2 | OPTIONS* | INCL | Ø50 | 350° | 90° | 20°/29°/36°

○	BEAM	LOR
1	20°	85%
2	29°	84%
3	36°	85%



		P	CCT	I	Flux
FIT 50 Recessed	A346-2- ◎ - ○ -0- | WT | NT | G |	12W	2700K	1050mA	1090 lm
	A346-2- ◎ - ○ -1- | WT | NT | G |	12W	3000K	1050mA	1180 lm
	A346-2- ◎ - ○ -3- | WT | NT | G |	12W	3500K	1050mA	1180 lm
	A346-2- ◎ - ○ -2- | WT | NT | G |	12W	4000K	1050mA	1260 lm

220 240 V~ | IP20 | CRI>90 | L90B10 > 108.000 h

MacAdam Step 2 | OPTIONS* | INCL | Ø62 | 350° | 90° | 14°/26°/50°

◎	*OPTIONS
1	No DIM
2	DIM DALI

DIM PHASE CUT & OTHER DIM OPTIONS PLEASE CONSULT

○	BEAM	LOR
1	14°	84%
2	26°	83%
3	50°	97%

OPTIONAL ACCESSORIES

FIT 35 Anti-glare Honeycomb Louver	A345-00-00
FIT 50 Anti-glare Honeycomb Louver	A346-00-00

NOT SOLD SEPARATELY | AFFECT THE LIGHTING PARAMETERS



FIT35 RECESSED

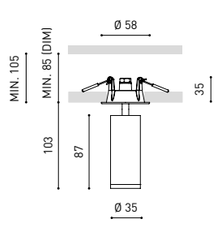

FIT50 RECESSED

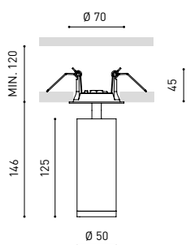

COLOUR | WT □ | NT ■ | G ■ | MATERIAL | AL | PC | RAL ⓘ » 392

(( )) & » 370

Plus Recessed

Extended Family / Magnetic 24V Plus Micro_102 / Plus Micro 24V_228 / Plus 48V_255 / Plus Mini 1L_275 / Plus_284



		P	CCT	Beam	I	Flux	LOR
PLUS Mini Recessed	A328-00- ◎ -0- | WT | NT |	6,5W	2700K	10°-41°	700mA	630 lm	20-40%
	A328-00- ◎ -1- | WT | NT |	6,5W	3000K	10°-41°	700mA	660 lm	20-40%
	A328-00- ◎ -2- | WT | NT |	6,5W	4000K	10°-41°	700mA	680 lm	20-40%

220 240 V~ | IP20 | CRI>90 | L90B10 > 55.000 h

MacAdam Step 2 | OPTIONS* | INCL | Ø50 | 350° | 180° | 10°-41°

◎	*OPTIONS
1	No DIM
2	DIM DALI

DIM PHASE CUT & OTHER DIM OPTIONS PLEASE CONSULT

OPTIONAL

PLUS MINI **High Chromatic LED** ⓘ » 361

NOT SOLD SEPARATELY | AFFECTS THE LIGHTING PARAMETERS



		P	CCT	Beam	I	Flux	LOR
PLUS Recessed	A325-00- ◎ -0- | WT | NT |	18W	2700K	12°-51°	500mA	1920 lm	26-40%
	A325-00- ◎ -1- | WT | NT |	18W	3000K	12°-51°	500mA	2000 lm	26-40%
	A325-00- ◎ -2- | WT | NT |	18W	4000K	12°-51°	500mA	2030 lm	26-40%

220 240 V~ | IP20 | CRI>90 | L90B10 > 55.000 h

MacAdam Step 2 | OPTIONS* | INCL | Ø62 | 350° | 180° | 12°-51°

◎	*OPTIONS
1	No DIM
2	DIM DALI
3	DIM Push

DIM PHASE CUT & OTHER DIM OPTIONS PLEASE CONSULT

OPTIONAL

PLUS **High Chromatic LED** ⓘ » 361

NOT SOLD SEPARATELY | AFFECTS THE LIGHTING PARAMETERS



PLUS MINI RECESSED

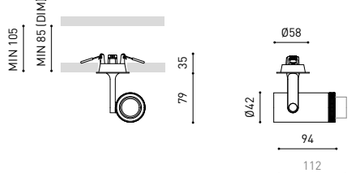

PLUS RECESSED

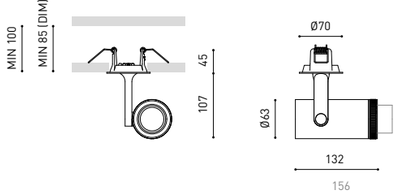

COLOUR | WT □ | NT ■ | MATERIAL | AL | OPTICAL PMMA | RAL ⓘ » 392

(( )) & » 370

Coco Recessed



		P	CCT	Beam	I	Flux	LOR**
COCO **Recessed**	**A530-0- -10- | WT | NT |**	8,7W	2700K	20°	500mA	1200 lm	87%
	A530-0- -11- | WT | NT |	8,7W	3000K	20°	500mA	1250 lm	87%
	A530-0- -13- | WT | NT |	8,7W	3500K	20°	500mA	1310 lm	87%
	A530-0- -12- | WT | NT |	8,7W	4000K	20°	500mA	1340 lm	87%
	A530-0- -20- | WT | NT |	8,7W	2700K	34°	500mA	1200 lm	89%
	A530-0- -21- | WT | NT |	8,7W	3000K	34°	500mA	1250 lm	89%
	A530-0- -23- | WT | NT |	8,7W	3500K	34°	500mA	1310 lm	89%
	A530-0- -22- | WT | NT |	8,7W	4000K	34°	500mA	1340 lm	89%
	A530-0- -30- | WT | NT |	8,7W	2700K	48°	500mA	1200 lm	86%
	A530-0- -31- | WT | NT |	8,7W	3000K	48°	500mA	1250 lm	86%
	A530-0- -33- | WT | NT |	8,7W	3500K	48°	500mA	1310 lm	86%
	A530-0- -32- | WT | NT |	8,7W	4000K	48°	500mA	1340 lm	86%

220 240 V~ | **IP20** | CRI>90 | L80B10 >66.000 h | MacAdam Step 2 | OPTIONS* | INCL | Ø50 | 350° | 90° | 20° / 34° / 48°

COCO **Recessed Super Spot**	**A530-0- -00- | WT | NT |**	6W	2700K	12°	500mA	750 lm	66%
	A530-0- -01- | WT | NT |	6W	3000K	12°	500mA	800 lm	66%
	A530-0- -03- | WT | NT |	6W	3500K	12°	500mA	830 lm	66%
	A530-0- -02- | WT | NT |	6W	4000K	12°	500mA	850 lm	66%

220 240 V~ | **IP20** | CRI>90 | L80B10 >55.000 h | MacAdam Step 2 | OPTIONS* | INCL | Ø50 | 350° | 90° | 12°

COCO **Recessed Tunable White**	**A530-12-17- | WT | NT |**	8,5W	1800-4000K	28°	500mA	850 lm	85%
	A530-12-18- | WT | NT |	8,5W	2700-5000K	28°	500mA	1010 lm	85%
	A530-12-27- | WT | NT |	8,5W	1800-4000K	42°	500mA	850 lm	87%
	A530-12-28- | WT | NT |	8,5W	2700-5000K	42°	500mA	1010 lm	87%
	A530-12-37- | WT | NT |	8,5W	1800-4000K	54°	500mA	850 lm	84%
	A530-12-38- | WT | NT |	8,5W	2700-5000K	54°	500mA	1010 lm	84%

220 240 V~ | **IP20** | CRI>90 | L80B10 >55.000 h | MacAdam Step 3 | DALI* | INCL | Ø50 | 350° | 90° | 28° / 42° / 54°

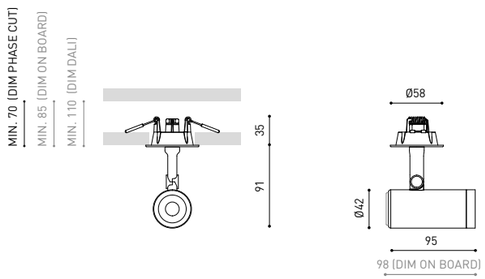

	*OPTIONS
2	DIM DALI
5	DIM Phase Cut
7	DIM On Board

OTHER DIM OPTIONS PLEASE CONSULT

COLOUR | **NT** ■ | **WT** □ | MATERIAL | **AL** | **PC/PMMA** | RAL ⓘ » 392

** LOR WT VERSION (ACCESSORIES MAY AFFECT THE LIGHTING PARAMETERS)
OTHER CCT PLEASE CONSULT

» 370

OPTIONAL ACCESSORIES

AFFECT THE LIGHTING PARAMETERS
NOT SOLD SEPARATELY

COCO **Anti-glare Honeycomb Louver**

A498-90-00- | WT | NT |

COCO **Anti-glare Screen**

A498-90-01- | WT | NT |

COCO **Linear Filter**

A498-90-02- | WT | NT |

SIUTABLE FOR BEAM ≤ 34°

COCO **High Chromatic Led** ⓘ » 361

N



		P	CCT	Beam	I	Flux	LOR
COCO M **Recessed**	**A555-0- -10- | WT | NT |**	11,6W	2700K	32°	350mA	2080 lm	81%
	A555-0- -11- | WT | NT |	11,6W	3000K	32°	350mA	2160 lm	81%
	A555-0- -13- | WT | NT |	11,6W	3500K	32°	350mA	2190 lm	81%
	A555-0- -12- | WT | NT |	11,6W	4000K	32°	350mA	2200 lm	81%
	A555-0- -20- | WT | NT |	11,6W	2700K	43°	350mA	2080 lm	86%
	A555-0- -21- | WT | NT |	11,6W	3000K	43°	350mA	2160 lm	86%
	A555-0- -23- | WT | NT |	11,6W	3500K	43°	350mA	2190 lm	86%
	A555-0- -22- | WT | NT |	11,6W	4000K	43°	350mA	2200 lm	86%
	A555-0- -30- | WT | NT |	11,6W	2700K	53°	350mA	2080 lm	86%
	A555-0- -31- | WT | NT |	11,6W	3000K	53°	350mA	2160 lm	86%
	A555-0- -33- | WT | NT |	11,6W	3500K	53°	350mA	2190 lm	86%
	A555-0- -32- | WT | NT |	11,6W	4000K	53°	350mA	2200 lm	86%

220 240 V~ | **IP20** | CRI>90 | L80B10 >66.000 h | MacAdam Step 2 | OPTIONS* | INCL | Ø62 | 350° | 90° | 32° / 43° / 53°

COCO M **Recessed Super Spot**	**A555-0- -00- | WT | NT |**	8,7W	2700K	13°	500mA	1230 lm	67%
	A555-0- -01- | WT | NT |	8,7W	3000K	13°	500mA	1300 lm	67%
	A555-0- -03- | WT | NT |	8,7W	3500K	13°	500mA	1360 lm	67%
	A555-0- -02- | WT | NT |	8,7W	4000K	13°	500mA	1400 lm	67%

220 240 V~ | **IP20** | CRI>90 | L80B10 >66.000 h | MacAdam Step 2 | OPTIONS* | INCL | Ø62 | 350° | 90° | 13°

COCO M **Recessed Tunable White**	**A555-12-17- | WT | NT |**	11,3W	1800-4000K	28°	350mA	1250 lm	84%
	A555-12-18- | WT | NT |	11,3W	2700-5000K	28°	350mA	1510 lm	84%
	A555-12-27- | WT | NT |	11,3W	1800-4000K	41°	350mA	1250 lm	90%
	A555-12-28- | WT | NT |	11,3W	2700-5000K	41°	350mA	1510 lm	90%
	A555-12-37- | WT | NT |	11,3W	1800-4000K	55°	350mA	1250 lm	89%
	A555-12-38- | WT | NT |	11,3W	2700-5000K	55°	350mA	1510 lm	89%

220 240 V~ | **IP20** | CRI>90 | L80B10 >55.000 h | MacAdam Step 3 | DALI* | INCL | Ø62 | 350° | 90° | 28° / 41° / 55°

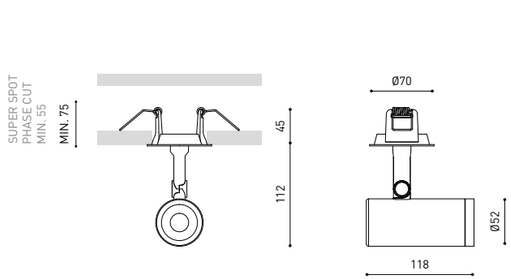

	*OPTIONS
2	DIM DALI
5	DIM Phase Cut

OTHER DIM OPTIONS PLEASE CONSULT

COLOUR | **NT** ■ | **WT** □ | MATERIAL | **AL** | **PC/PMMA** | RAL ⓘ » 392

OTHER CCT PLEASE CONSULT

» 370

OPTIONAL ACCESSORIES

AFFECT THE LIGHTING PARAMETERS
NOT SOLD SEPARATELY

COCO M **Anti-glare Honeycomb Louver**

A553-90-00- | WT | NT |

COCO M **Anti-glare Screen**

A553-90-01- | WT | NT |

COCO M **Linear Filter**

A553-90-02- | WT | NT |

SIUTABLE FOR BEAM ≤ 32°

COCO M **High Chromatic Led** ⓘ » 361

Coco Recessed



		P	CCT	Beam	I	Flux	LOR
COCO SHAPER Recessed	A519-1- ⓪ -00- | NT |	6W	2700K	20°-33°	500mA	650 lm	40-38%
	A519-1- ⓪ -01- | NT |	6W	3000K	20°-33°	500mA	680 lm	40-38%
	A519-1- ⓪ -02- | NT |	6W	4000K	20°-33°	500mA	730 lm	40-38%
	A519-1- ⓪ -10- | NT |	6W	2700K	53°	500mA	650 lm	37%
	A519-1- ⓪ -11- | NT |	6W	3000K	53°	500mA	680 lm	37%
	A519-1- ⓪ -12- | NT |	6W	4000K	53°	500mA	730 lm	37%

220 240 V~ | ▢ IP20 | CRI>90 | L80B10 >60.000 h

MacAdam Step 2 · OPTIONS* · INCL · Ø50 · 350° · 90° · 20° - 33° / 53°

⓪	*OPTIONS
1	No DIM
2	DIM DALI

OTHER DIM OPTIONS PLEASE CONSULT

SHARP



ROUND

DIFFUSE



ROUND

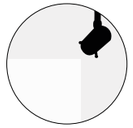

SQUARE



SQUARE



POLYGON



POLYGON

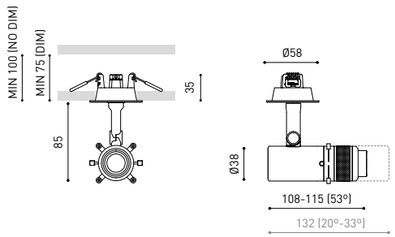

CUSTOM



GOBO OPTIONS

COLOUR | NT ■ | MATERIAL | AL | OPTICAL GLASS | RAL ⓘ » 392

OTHER CCT PLEASE CONSULT | CUSTOM GOBO PLEASE CONSULT (( )) » 370

Flip Recessed

Extended Family / Magnetic 24V Flip_98 / Flip Surface_135 / Flip 48V_257



		P	CCT	Beam	I	Flux	LOR
FLIP Recessed	A491-0- ⓪ -10- | NT | WT | NTMG |	6W	2700K	23°	500mA	620 lm	86%
	A491-0- ⓪ -11- | NT | WT | NTMG |	6W	3000K	23°	500mA	650 lm	86%
	A491-0- ⓪ -13- | NT | WT | NTMG |	6W	3500K	23°	500mA	680 lm	86%
	A491-0- ⓪ -12- | NT | WT | NTMG |	6W	4000K	23°	500mA	690 lm	86%
	A491-0- ⓪ -20- | NT | WT | NTMG | WTW |	6W	2700K	34°	500mA	620 lm	78%
	A491-0- ⓪ -21- | NT | WT | NTMG | WTW |	6W	3000K	34°	500mA	650 lm	78%
	A491-0- ⓪ -23- | NT | WT | NTMG | WTW |	6W	3500K	34°	500mA	680 lm	78%
	A491-0- ⓪ -22- | NT | WT | NTMG | WTW |	6W	4000K	34°	500mA	690 lm	78%

220 240 V~ | ▢ IP20 | CRI>90 | L80B10 >60.000 h

MacAdam Step 2 · INCL · OPTIONS* · Ø62 · 350° · 90° · 23° / 34°

⓪	*OPTIONS
1	No DIM
2	DIM DALI
3	DIM Push

DIM PHASE CUT & OTHER DIM OPTIONS PLEASE CONSULT

FINISHING**	Body	Lampshade
NT	NT ■	N ■
WT	WT □	N ■
NTMG	NT ■	MG ■
WTW	WT □	W □

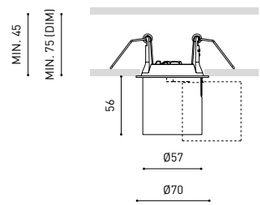

COLOUR | NT ■ | WT □ | NTMG ■■ | WTW □□ | MATERIAL | AL | ABS+PC | RAL ⓘ » 392

**OTHER FINISHING COMBINATIONS PLEASE CONSULT | COLOURS MAY AFFECT THE LIGHTING PARAMETERS
"THE INVISIBLE BLACK" IS ONLY AVAILABLE FOR WT, NT & NTMG COLOURS

(( )) & » 370



OA House, Igualada (Spain) | Francesc Rifé Studio | Photography: Javier Márquez

SURFACE

Black Foster Surface 117 / Shot Light Surface 122 / Scope Surface 125 / Top 126 / Puck 128 / Stram Surface 129 / Vola 130 / Sky 130 / Fifty + Surface 131 / Coco Surface 132 / Flip Surface 135 / Fit Surface 136 / iO Surface 138 / Zen Tube Surface 139



BETA.Ø architecture office | Photo: David Zerzoso

Black Foster Surface



		P	CCT	I	Flux	LOR
BLACK FOSTER MICRO **Surface 5**	**A459-20-00-** | **NT** | **WT** | **WTW** |	7W	2700K	500mA	775 lm	87%
	A459-20-01- | **NT** | **WT** | **WTW** |	7W	3000K	500mA	800 lm	87%
	A459-20-03- | **NT** | **WT** | **WTW** |	7W	3500K	500mA	825 lm	87%
	A459-20-02- | **NT** | **WT** | **WTW** |	7W	4000K	500mA	850 lm	87%

IP20 | CRI>90 | L90B10 >60.000h

MacAdam Step 3 | OPTIONS* | EXCL | UGR <19 | 37°



		P	CCT	I	Flux	LOR
BLACK FOSTER MICRO **Surface 2x2**	**A459-30-00-** | **NT** | **WT** | **WTW** |	5,6W	2700K	500mA	620 lm	87%
	A459-30-01- | **NT** | **WT** | **WTW** |	5,6W	3000K	500mA	640 lm	87%
	A459-30-03- | **NT** | **WT** | **WTW** |	5,6W	3500K	500mA	660 lm	87%
	A459-30-02- | **NT** | **WT** | **WTW** |	5,6W	4000K	500mA	680 lm	87%

IP20 | CRI>90 | L90B10 >60.000h

MacAdam Step 3 | OPTIONS* | EXCL | UGR <19 | 37°



		P	CCT	I	Flux	LOR
BLACK FOSTER MICRO **Surface 3x3**	**A459-40-00-** | **NT** | **WT** | **WTW** |	10W	2700K	400mA	1170 lm	87%
	A459-40-01- | **NT** | **WT** | **WTW** |	10W	3000K	400mA	1200 lm	87%
	A459-40-03- | **NT** | **WT** | **WTW** |	10W	3500K	400mA	1250 lm	87%
	A459-40-02- | **NT** | **WT** | **WTW** |	10W	4000K	400mA	1300 lm	87%

IP20 | CRI>90 | L90B10 >60.000h

MacAdam Step 3 | OPTIONS* | EXCL | UGR <19 | 37°

FINISHING	Body	Lampshade
NT	NT ■	N ■
WT	WT □	N ■
WTW	WT □	CR ◧

*DRIVER OPTIONS		Black Foster Micro Surface 5	Black Foster Micro Surface 2x2	Black Foster Micro Surface 3x3
NO DIM	**0434-00-42**	1 to 2	1 to 3	
	0434-01-53			1
DALI	**0434-00-44**	1 to 3	1 to 3	
	0434-01-54			1

220 240 V~ | DRIVER MUST BE PLACED ON REMOTE | DIM PHASE CUT & OTHER DIM OPTIONS PLEASE CONSULT » 362





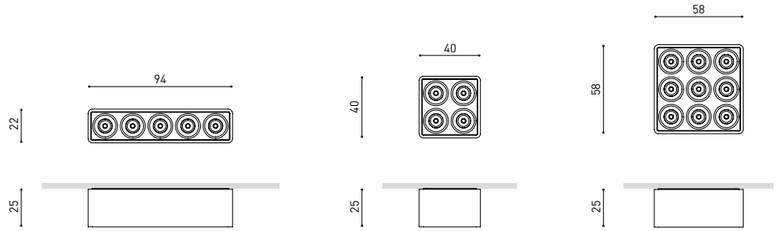

COLOUR | **NT** ■ | **WT** ■ | **WTW** ◧ | MATERIAL | **AL** | **ABS+PC** | RAL » 392

» 370

Black Foster Surface



			P	CCT	I	Flux
BLACK FOSTER Surface 1	A320-1- ○ -10-	| WT | NT | WTMG | NTMG |	2,1W	2700K	700mA	190 lm
	A320-1- ○ -11-	| WT | NT | WTMG | NTMG |	2,1W	3000K	700mA	210 lm
	A320-1- ○ -13-	| WT | NT | WTMG | NTMG |	2,1W	3500K	700mA	230 lm
	A320-1- ○ -12-	| WT | NT | WTMG | NTMG |	2,1W	4000K	700mA	250 lm

220 240 V~ | IP20 | CRI>90 | L90B10 >102.000 h

MacAdam Step 3 | INCL | UGR <19 | 38° / 19°



			P	CCT	I	Flux
BLACK FOSTER Surface 2	A320-2- ○ -10-	| WT | NT | WTMG | NTMG |	4,2W	2700K	700mA	380 lm
	A320-2- ○ -11-	| WT | NT | WTMG | NTMG |	4,2W	3000K	700mA	420 lm
	A320-2- ○ -13-	| WT | NT | WTMG | NTMG |	4,2W	3500K	700mA	460 lm
	A320-2- ○ -12-	| WT | NT | WTMG | NTMG |	4,2W	4000K	700mA	500 lm

220 240 V~ | IP20 | CRI>90 | L90B10 >102.000 h

MacAdam Step 3 | INCL | UGR <19 | 38° / 19°

			P	CCT	I	Flux
BLACK FOSTER Surface 3	A320-3- ○ -10-	| WT | NT | WTMG | NTMG |	6,3W	2700K	700mA	570 lm
	A320-3- ○ -11-	| WT | NT | WTMG | NTMG |	6,3W	3000K	700mA	630 lm
	A320-3- ○ -13-	| WT | NT | WTMG | NTMG |	6,3W	3500K	700mA	690 lm
	A320-3- ○ -12-	| WT | NT | WTMG | NTMG |	6,3W	4000K	700mA	750 lm

220 240 V~ | IP20 | CRI>90 | L90B10 >102.000 h

MacAdam Step 3 | INCL | UGR <19 | 38° / 19°



			P	CCT	I	Flux
BLACK FOSTER Surface 5	A320-4- ○ - ◎◎ -0-	| WT | NT | WTMG | NTMG |	10,5W	2700K	700mA	950 lm
	A320-4- ○ - ◎◎ -1-	| WT | NT | WTMG | NTMG |	10,5W	3000K	700mA	1050 lm
	A320-4- ○ - ◎◎ -3-	| WT | NT | WTMG | NTMG |	10,5W	3500K	700mA	1150 lm
	A320-4- ○ - ◎◎ -2-	| WT | NT | WTMG | NTMG |	10,5W	4000K	700mA	1250 lm

220 240 V~ | IP20 | CRI>90 | L90B10 >102.000 h

MacAdam Step 3 | OPTIONS* | INCL | UGR <19 | 38° / 19°

COLOUR | WT □ | NT ■ | WTMG □■ | NTMG ■■ | MATERIAL | AL | ABS+PC | RAL ⓘ » 392

COLOURS MAY AFFECT THE LIGHTING PARAMETERS » 370



			P	CCT	I	Flux
BLACK FOSTER Surface 10	A320-5- ○ - ◎◎ -0-	| WT | NT | WTMG | NTMG |	21W	2700K	700mA	1900 lm
	A320-5- ○ - ◎◎ -1-	| WT | NT | WTMG | NTMG |	21W	3000K	700mA	2100 lm
	A320-5- ○ - ◎◎ -3-	| WT | NT | WTMG | NTMG |	21W	3500K	700mA	2300 lm
	A320-5- ○ - ◎◎ -2-	| WT | NT | WTMG | NTMG |	21W	4000K	700mA	2500 lm

220 240 V~ | IP20 | CRI>90 | L90B10 >102.000 h

MacAdam Step 3 | OPTIONS* | INCL | UGR <19 | 38° / 19°



			P	CCT	I	Flux
BLACK FOSTER Surface 15	A320-6- ○ - ◎◎ -0-	| WT | NT | WTMG | NTMG |	31,5W	2700K	700mA	2850 lm
	A320-6- ○ - ◎◎ -1-	| WT | NT | WTMG | NTMG |	31,5W	3000K	700mA	3150 lm
	A320-6- ○ - ◎◎ -3-	| WT | NT | WTMG | NTMG |	31,5W	3500K	700mA	3450 lm
	A320-6- ○ - ◎◎ -2-	| WT | NT | WTMG | NTMG |	31,5W	4000K	700mA	3750 lm

220 240 V~ | IP20 | CRI>90 | L90B10 >102.000 h

MacAdam Step 3 | OPTIONS* | INCL | UGR <19 | 38° / 19°

○	BEAM	LOR
0	38°	92%
1	19°	90%

◎◎	*OPTIONS
1	No DIM
2	DIM DALI
3	DIM Push

DIM PHASE CUT & OTHER DIM OPTIONS PLEASE CONSULT

FINISHING	Exterior	Lampshade
WT	WT □	N ■
NT	NT ■	N ■
WTMG	WT □	MG ■
NTMG	NT ■	MG ■



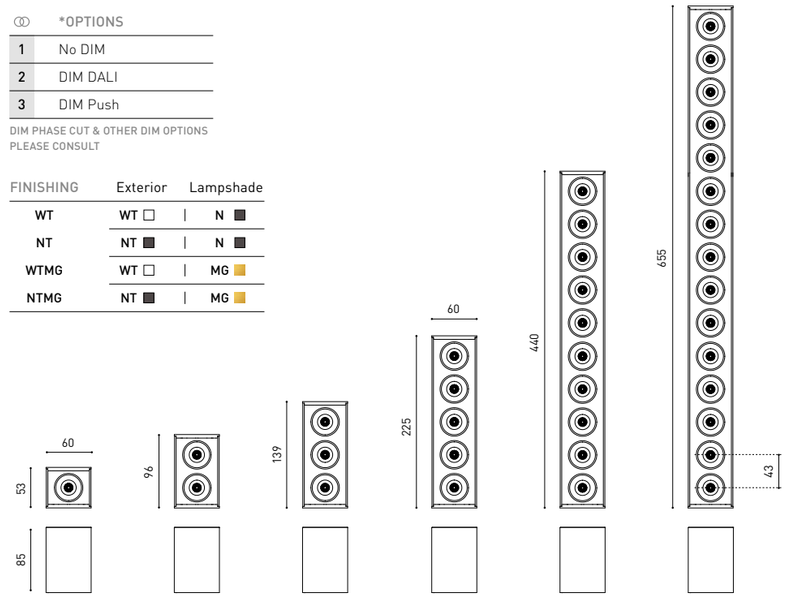

COLOUR | WT □ | NT ■ | WTMG □■ | NTMG ■■ | MATERIAL | AL | ABS+PC | RAL ⓘ » 392

COLOURS MAY AFFECT THE LIGHTING PARAMETERS » 370

Black Foster Surface



		P	CCT	Beam	I	Flux	LOR
BLACK FOSTER Surface Remote 3	**A480-30-00-** | **NT** | **WT** | **NTMG** | **WTW** |	6,3W	2700K	38°	700mA	570 lm	92%
	A480-30-01- | **NT** | **WT** | **NTMG** | **WTW** |	6,3W	3000K	38°	700mA	630 lm	92%
	A480-30-03- | **NT** | **WT** | **NTMG** | **WTW** |	6,3W	3500K	38°	700mA	690 lm	92%
	A480-30-02- | **NT** | **WT** | **NTMG** | **WTW** |	6,3W	4000K	38°	700mA	750 lm	92%
	A480-31-00- | **NT** | **WT** | **NTMG** |	6,3W	2700K	19°	700mA	570 lm	90%
	A480-31-01- | **NT** | **WT** | **NTMG** |	6,3W	3000K	19°	700mA	630 lm	90%
	A480-31-03- | **NT** | **WT** | **NTMG** |	6,3W	3500K	19°	700mA	690 lm	90%
	A480-31-02- | **NT** | **WT** | **NTMG** |	6,3W	4000K	19°	700mA	750 lm	90%

IP20 | CRI>90 | L90B10 > 102.000 h

MacAdam Step 3 | OPTIONS* | EXCL | UGR <19 | 38° / 19°



		P	CCT	Beam	I	Flux	LOR
BLACK FOSTER Surface Remote 5	**A480-40-00-** | **NT** | **WT** | **NTMG** | **WTW** |	10,5W	2700K	38°	700mA	950 lm	92%
	A480-40-01- | **NT** | **WT** | **NTMG** | **WTW** |	10,5W	3000K	38°	700mA	1050 lm	92%
	A480-40-03- | **NT** | **WT** | **NTMG** | **WTW** |	10,5W	3500K	38°	700mA	1150 lm	92%
	A480-40-02- | **NT** | **WT** | **NTMG** | **WTW** |	10,5W	4000K	38°	700mA	1250 lm	92%
	A480-41-00- | **NT** | **WT** | **NTMG** |	10,5W	2700K	19°	700mA	950 lm	90%
	A480-41-01- | **NT** | **WT** | **NTMG** |	10,5W	3000K	19°	700mA	1050 lm	90%
	A480-41-03- | **NT** | **WT** | **NTMG** |	10,5W	3500K	19°	700mA	1150 lm	90%
	A480-41-02- | **NT** | **WT** | **NTMG** |	10,5W	4000K	19°	700mA	1250 lm	90%

IP20 | CRI>90 | L90B10 > 102.000 h

MacAdam Step 3 | OPTIONS* | EXCL | UGR <19 | 38° / 19°







*DRIVER OPTIONS		Black Foster Surface Remote 3	Black Foster Surface Remote 5	Black Foster Surface Remote 10	Black Foster Surface Remote 15
NO DIM	**0434-00-40**	1 to 4	1 to 2	1	
	0434-01-43	1 to 6	1 to 3	1	1
DALI	**0434-00-46**	1 to 4	1 to 2	1	
	0434-01-25	1 to 6	1 to 3	1	1

220 240 V~ | DRIVER MUST BE PLACED ON REMOTE | DIM PHASE CUT & OTHER DIM OPTIONS PLEASE CONSULT » 362

FINISHING	Exterior	Lampshade
NT	**NT** ■	**N** ■
WT	**WT** □	**N** ■
NTMG	**NT** ■	**MG** ■
WTW	**WT** □	**W** □

COLOUR | **NT** ■ | **WT** □ | **NTMG** ■ | **WTW** □□ | MATERIAL | **AL** | **ABS+PC** | RAL » 392

COLOURS MAY AFFECT THE LIGHTING PARAMETERS
"THE INVISIBLE BLACK" IS ONLY AVAILABLE FOR NT, WT & NTMG COLOURS » 370

THE INVISIBLE BLACK



		P	CCT	Beam	I	Flux	LOR
BLACK FOSTER Surface Remote 10	**A480-50-00-** | **NT** | **WT** | **NTMG** | **WTW** |	21W	2700K	38°	700mA	1900 lm	92%
	A480-50-01- | **NT** | **WT** | **NTMG** | **WTW** |	21W	3000K	38°	700mA	2100 lm	92%
	A480-50-03- | **NT** | **WT** | **NTMG** | **WTW** |	21W	3500K	38°	700mA	2300 lm	92%
	A480-50-02- | **NT** | **WT** | **NTMG** | **WTW** |	21W	4000K	38°	700mA	2500 lm	92%
	A480-51-00- | **NT** | **WT** | **NTMG** |	21W	2700K	19°	700mA	1900 lm	90%
	A480-51-01- | **NT** | **WT** | **NTMG** |	21W	3000K	19°	700mA	2100 lm	90%
	A480-51-03- | **NT** | **WT** | **NTMG** |	21W	3500K	19°	700mA	2300 lm	90%
	A480-51-02- | **NT** | **WT** | **NTMG** |	21W	4000K	19°	700mA	2500 lm	90%

IP20 | CRI>90 | L90B10 > 102.000 h

MacAdam Step 3 | OPTIONS* | EXCL | UGR <19 | 38° / 19°



		P	CCT	Beam	I	Flux	LOR
BLACK FOSTER Surface Remote 15	**A480-60-00-** | **NT** | **WT** | **NTMG** | **WTW** |	31,5W	2700K	38°	700mA	2850 lm	92%
	A480-60-01- | **NT** | **WT** | **NTMG** | **WTW** |	31,5W	3000K	38°	700mA	3150 lm	92%
	A480-60-03- | **NT** | **WT** | **NTMG** | **WTW** |	31,5W	3500K	38°	700mA	3450 lm	92%
	A480-60-02- | **NT** | **WT** | **NTMG** | **WTW** |	31,5W	4000K	38°	700mA	3750 lm	92%
	A480-61-00- | **NT** | **WT** | **NTMG** |	31,5W	2700K	19°	700mA	2850 lm	90%
	A480-61-01- | **NT** | **WT** | **NTMG** |	31,5W	3000K	19°	700mA	3150 lm	90%
	A480-61-03- | **NT** | **WT** | **NTMG** |	31,5W	3500K	19°	700mA	3450 lm	90%
	A480-61-02- | **NT** | **WT** | **NTMG** |	31,5W	4000K	19°	700mA	3750 lm	90%

IP20 | CRI>90 | L90B10 > 102.000 h

MacAdam Step 3 | OPTIONS* | EXCL | UGR <19 | 38° / 19°

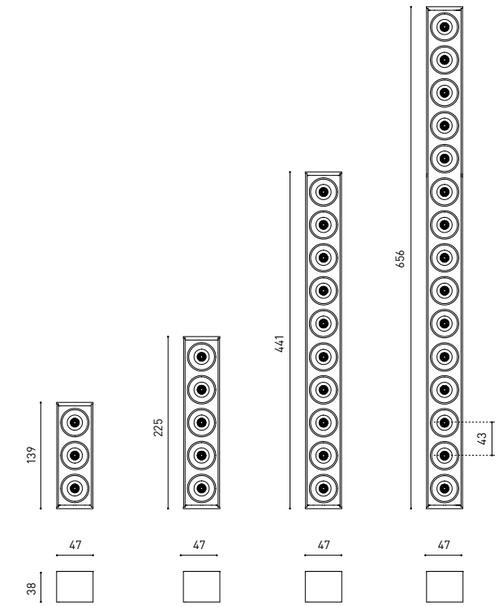

COLOUR | **NT** ■ | **WT** □ | **NTMG** ■ | **WTW** □□ | MATERIAL | **AL** | **ABS+PC** | RAL » 392

COLOURS MAY AFFECT THE LIGHTING PARAMETERS
"THE INVISIBLE BLACK" IS ONLY AVAILABLE FOR NT, WT & NTMG COLOURS » 370

Shot Light Surface



		CCT	Beam	LOR
SHOT LIGHT S Surface	A486-00-00- | WT | NT | NTMG |	2700K	23°	86%
	A486-00-01- | WT | NT | NTMG |	3000K	23°	86%
	A486-00-03- | WT | NT | NTMG |	3500K	23°	86%
	A486-00-02- | WT | NT | NTMG |	4000K	23°	86%
	A486-00-10- | WT | NT | NTMG | WTW |	2700K	39°	87%
	A486-00-11- | WT | NT | NTMG | WTW |	3000K	39°	87%
	A486-00-13- | WT | NT | NTMG | WTW |	3500K	39°	87%
	A486-00-12- | WT | NT | NTMG | WTW |	4000K	39°	87%

IP20 | CRI>90 | L80B10 >60.000 h

MacAdam Step 2 · OPTIONS* · EXCL* · UGR <19 · 23° / 39°

*DRIVER OPTIONS		P	I	CCT	Flux
	0434-00-39 1 to 3 Shot Light S Surface	4W	350mA	2700K	470 lm
				3000K	490 lm
				3500K	510 lm
				4000K	520 lm
	0434-00-42 1 to 3 Shot Light S Surface	6W	500mA	2700K	620 lm
				3000K	650 lm
				3500K	680 lm
NO DIM				4000K	690 lm
	0434-00-40 1 to 3 Shot Light S Surface	9W	700mA	2700K	790 lm
				3000K	820 lm
				3500K	860 lm
				4000K	880 lm
	0434-00-46 1 to 3 Shot Light S Surface	9W	700mA	2700K	790 lm
				3000K	820 lm
				3500K	860 lm
DALI				4000K	880 lm
	0434-01-25 1 to 5 Shot Light S Surface	9W	700mA	2700K	790 lm
				3000K	820 lm
				3500K	860 lm
DALI I Push				4000K	880 lm

220 240 V~ | DRIVER MUST BE PLACED ON REMOTE
DIM PHASE CUT & OTHER DIM OPTIONS PLEASE CONSULT » 362







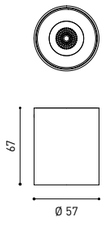

FINISHING	Body	Lampshade
WT	WT □	N ■
NT	NT ■	N ■
NTMG	NT ■	MG ■
WTW	WT □	W □

COLOUR | WT □ | NT ■ | NTMG ■ ■ | WTW □ | MATERIAL | AL | ABS+PC | RAL » 392

COLOURS MAY AFFECT THE LIGHTING PARAMETERS
"THE INVISIBLE BLACK" IS ONLY AVAILABLE FOR WT, NT & NTMG COLOURS » 370



		CCT	Beam	LOR
SHOT LIGHT M Surface	A396-00-10- | WT | NT | NTMG | WTW |	2700K	38°	86%
	A396-00-11- | WT | NT | NTMG | WTW |	3000K	38°	86%
	A396-00-13- | WT | NT | NTMG | WTW |	3500K	38°	86%
	A396-00-12- | WT | NT | NTMG | WTW |	4000K	38°	86%

IP20 | CRI>90 | L90B10 >55.000 h

MacAdam Step 2 · OPTIONS* · EXCL* · UGR <19 · 38°

*DRIVER OPTIONS		P	I	CCT	Flux
	0434-00-36	4,5W	140mA	2700K	660 lm
				3000K	690 lm
				3500K	695 lm
				4000K	700 lm
	0434-00-37	6,5W	200mA	2700K	910 lm
				3000K	940 lm
				3500K	955 lm
NO DIM				4000K	960 lm
	0434-00-39	12,4W	350mA	2700K	1470 lm
				3000K	1530 lm
				3500K	1545 lm
				4000K	1550 lm
	0434-00-79	12,4W	350mA	2700K	1470 lm
				3000K	1530 lm
				3500K	1545 lm
DALI				4000K	1550 lm

220 240 V~ | DRIVER MUST BE PLACED ON REMOTE
DIM PHASE CUT & OTHER DIM OPTIONS PLEASE CONSULT » 362







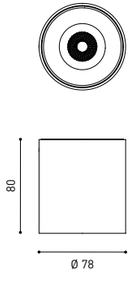

FINISHING**	Body	Lampshade
WT	WT □	N ■
NT	NT ■	N ■
NTMG	NT ■	MG ■
WTW	WT □	W □

COLOUR | WT □ | NT ■ | NTMG ■ ■ | WTW □ | MATERIAL | AL | ABS+PC | RAL » 392

** OTHER FINISHING COMBINATIONS PLEASE CONSULT
"THE INVISIBLE BLACK" IS ONLY AVAILABLE FOR WT, NT, MG, MC & NTMG COLOURS » 370

Shot Light Surface

THE INVISIBLE BLACK



		P	CCT	Beam	I	Flux	LOR
SHOT LIGHT S Surface 25	A493-0- ⓓ -00- | WT | NT | NTMG |	6W	2700K	23°	500mA	620 lm	86%
	A493-0- ⓓ -01- | WT | NT | NTMG |	6W	3000K	23°	500mA	650 lm	86%
	A493-0- ⓓ -03- | WT | NT | NTMG |	6W	3500K	23°	500mA	680 lm	86%
	A493-0- ⓓ -02- | WT | NT | NTMG |	6W	4000K	23°	500mA	690 lm	86%
	A493-0- ⓓ -10- | WT | NT | NTMG | WTW |	6W	2700K	39°	500mA	620 lm	87%
	A493-0- ⓓ -11- | WT | NT | NTMG | WTW |	6W	3000K	39°	500mA	650 lm	87%
	A493-0- ⓓ -13- | WT | NT | NTMG | WTW |	6W	3500K	39°	500mA	680 lm	87%
	A493-0- ⓓ -12- | WT | NT | NTMG | WTW |	6W	4000K	39°	500mA	690 lm	87%

220 240 V~ | □ IP20 | CRI>90 | L80B10 >60.000 h

MacAdam Step 2 · OPTIONS* · INCL · UGR <19 · 23° / 39°

ⓓ	*OPTIONS
2	DIM DALI
3	DIM Push
5	DIM Phase Cut

OTHER DIM OPTIONS PLEASE CONSULT

FINISHING	Body	Lampshade
WT	WT □	N ■
NT	NT ■	N ■
NTMG	NT ■	MG ■
WTW	WT □	W □





COLOUR | WT ■□ | NT ■ | NTMG ■■ | WTW □□ | MATERIAL | AL | ABS+PC | RAL ⓘ » 392

COLOURS MAY AFFECT THE LIGHTING PARAMETERS
"THE INVISIBLE BLACK" IS ONLY AVAILABLE FOR WT, NT & NTMG COLOURS

» 370

Scope Surface

Extended Family / Scope_181



		P	CCT	I	Flux	LOR
SCOPE 21 Surface	A260-10-00- | WW | WG | WR | NN | NG |	7W	2700K	200mA	910 lm	89%
	A260-10-01- | WW | WG | WR | NN | NG |	7W	3000K	200mA	940 lm	89%
	A260-10-02- | WW | WG | WR | NN | NG |	7W	4000K	200mA	960 lm	89%

220 240 V~ | □ IP20 | CRI>90 | L90B10 >55.000 h

MacAdam Step 2 · FAST | CONNEC · INCL · UGR <19 · 47°



		P	CCT	I	Flux	LOR
SCOPE 27 Surface	A260-20- ⓓ -0- | WW | WG | WR | NN | NG |	7W	2700K	200mA	910 lm	89%
	A260-20- ⓓ -1- | WW | WG | WR | NN | NG |	7W	3000K	200mA	940 lm	89%
	A260-20- ⓓ -2- | WW | WG | WR | NN | NG |	7W	4000K	200mA	960 lm	89%

220 240 V~ | □ IP20 | CRI>90 | L90B10 >55.000 h

MacAdam Step 2 · OPTIONS* · FAST | CONNEC · INCL · UGR <19 · 47°



		P	CCT	I	Flux	LOR
SCOPE 35 Surface	A260-30- ⓓ -0- | WW | WG | WR | NN | NG |	7W	2700K	200mA	910 lm	89%
	A260-30- ⓓ -1- | WW | WG | WR | NN | NG |	7W	3000K	200mA	940 lm	89%
	A260-30- ⓓ -2- | WW | WG | WR | NN | NG |	7W	4000K	200mA	960 lm	89%

220 240 V~ | □ IP20 | CRI>90 | L90B10 >55.000 h

MacAdam Step 2 · OPTIONS* · FAST | CONNEC · INCL · UGR <19 · 47°

ⓓ	*OPTIONS
0	DIM Phase Cut
1	DIM Push
3	DIM DALI

OTHER DIM OPTIONS PLEASE CONSULT

SCOPE 21 SURFACE

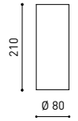

SCOPE 27 SURFACE



SCOPE 35 SURFACE

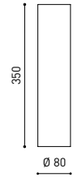



FINISHING**	Body	Lampshade
WW	W □	W □
WG	W □	G ■
WR	W □	R ■
NN	N ■	N ■
NG	N ■	G ■

COLOUR | WW □□ | WG ■□ | WR ■■ | NN ■■ | NG ■■ | MATERIAL | AL | PC | RAL ⓘ » 392

** OTHER FINISHING COMBINATIONS PLEASE CONSULT | COLOURS MAY AFFECT THE LIGHTING PARAMETERS

LAMP-CONCEPT.CH

Top

Extended Family / Magnetic 24V Top Micro_102 / Top Micro 24V_227 / Top 48V_264 / Top Fancy Shape_292



		CCT	Beam	LOR
TOP **Mini**	**A296-00-10-** | **WT** | **NT** |	2700K	20°	92%
	A296-00-11- | **WT** | **NT** |	3000K	20°	92%
	A296-00-12- | **WT** | **NT** |	4000K	20°	92%
	A296-00-20- | **WT** | **NT** |	2700K	30°	89%
	A296-00-21- | **WT** | **NT** |	3000K	30°	89%
	A296-00-22- | **WT** | **NT** |	4000K	30°	89%
	A296-00-30- | **WT** | **NT** |	2700K	56°	86%
	A296-00-31- | **WT** | **NT** |	3000K	56°	86%
	A296-00-32- | **WT** | **NT** |	4000K	56°	86%

III **IP**20 | CRI>90 | L90B10 >55.000 h

MacAdam Step 2 | OPTIONS* | EXCL | UGR <19 | 20° / 30° / 56°

*DRIVER OPTIONS

		P	I	CCT	Flux
NO DIM	**0434-00-42** 1 to 4 Top Mini	4,5W	500mA	2700K	480 lm
				3000K	500 lm
				4000K	515 lm
	0434-00-40 1 to 4 Top Mini	6,5W	700mA	2700K	610 lm
				3000K	640 lm
				4000K	655 lm
PUSH / 1-10V	**0434-00-43** 1 to 4 Top Mini	4,5W	500mA	2700K	480 lm
				3000K	500 lm
				4000K	515 lm
	0434-00-45 1 to 4 Top Mini	6,5W	700mA	2700K	610 lm
				3000K	640 lm
				4000K	655 lm
DALI	**0434-00-44** 1 to 4 Top Mini	4,5W	500mA	2700K	480 lm
				3000K	500 lm
				4000K	515 lm
	0434-00-46 1 to 4 Top Mini	6,5W	700mA	2700K	610 lm
				3000K	640 lm
				4000K	655 lm

220 240 V~ | DRIVER MUST BE PLACED ON REMOTE
DIM PHASE CUT & OTHER DIM OPTIONS PLEASE CONSULT

» 362

OPTIONAL ACCESSORIES

NOT SOLD SEPARATELY
AFFECTS THE LIGHTING PARAMETERS

TOP **Beam Mixer Diffuser** **0805-01-00**



TOP **Anti-glare Honeycomb Louver** **0807-00-00** | **WT** | **NT** |



TOP **High Chromatic LED** » 361





COLOUR | **WT** □ | **NT** ■ | MATERIAL | AL | PC | RAL » 392

» 370

		P	CCT	Beam	I	Flux	LOR
TOP	**A295-00-10-** | **WT** | **NT** |	4,5W	2700K	20°	500mA	480 lm	92%
	A295-00-11- | **WT** | **NT** |	4,5W	3000K	20°	500mA	500 lm	92%
	A295-00-12- | **WT** | **NT** |	4,5W	4000K	20°	500mA	515 lm	92%
	A295-00-20- | **WT** | **NT** |	4,5W	2700K	30°	500mA	480 lm	89%
	A295-00-21- | **WT** | **NT** |	4,5W	3000K	30°	500mA	500 lm	89%
	A295-00-22- | **WT** | **NT** |	4,5W	4000K	30°	500mA	515 lm	89%
	A295-00-30- | **WT** | **NT** |	4,5W	2700K	56°	500mA	480 lm	86%
	A295-00-31- | **WT** | **NT** |	4,5W	3000K	56°	500mA	500 lm	86%
	A295-00-32- | **WT** | **NT** |	4,5W	4000K	56°	500mA	515 lm	86%

220 240 V~ | II **IP**20 | CRI>90 | L90B10 >55.000 h

MacAdam Step 2 | INCL | UGR <19 | 20° / 30° / 56°

OPTIONAL ACCESSORIES

NOT SOLD SEPARATELY | AFFECTS THE LIGHTING PARAMETERS

TOP **Beam Mixer Diffuser** **0805-01-00**



TOP **Anti-glare Honeycomb Louver** **0807-00-00** | **WT** | **NT** |



TOP **High Chromatic LED** » 361

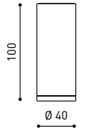



COLOUR | **WT** □ | **NT** ■ | MATERIAL | AL | PC | RAL » 392

» 370

Puck

Rubén Saldaña

Extended Family / Puck Recessed_73 / Puck S 48V_262 / Puck Outdoor_330



			P	CCT	Flux	LOR
PUCK **M**	**A251-10-00-**	**WT** | **NT**	10W	2700K	780 lm	75%
	A251-10-01-	**WT** | **NT**	10W	3000K	840 lm	75%
	A251-10-03-	**WT** | **NT**	10W	3500K	860 lm	75%
	A251-10-02-	**WT** | **NT**	10W	4000K	880 lm	75%

220 240 V~ | **IP**20 | CRI>90 | L70B10 >50.000 h

MacAdam Step 3 | INCL | UGR <19 | 38°



			P	CCT	Flux	LOR
PUCK **L**	**A251-20-00-**	**WT** | **NT**	15W	2700K	1175 lm	80%
	A251-20-01-	**WT** | **NT**	15W	3000K	1280 lm	80%
	A251-20-03-	**WT** | **NT**	15W	3500K	1305 lm	80%
	A251-20-02-	**WT** | **NT**	15W	4000K	1330 lm	80%

220 240 V~ | **IP**20 | CRI>90 | L70B10 >50.000 h

MacAdam Step 3 | INCL | UGR <19 | 37°

PUCK M

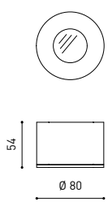

PUCK L

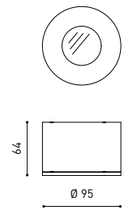



COLOUR | **WT** □ | **NT** ■ | MATERIAL | **AL** | **OPTICAL GLASS** | RAL » 392

Stram Surface

Extended Family / Stram_80



			P	CCT	I	Flux	LOR
STRAM **Surface Mini 2**	**A377-02-10-**	**WT** | **NT**	7W	2700K	500mA	975 lm	80%
	A377-02-11-	**WT** | **NT**	7W	3000K	500mA	1050 lm	80%
	A377-02-12-	**WT** | **NT**	7W	4000K	500mA	1075 lm	80%
STRAM **Surface Mini 3**	**A377-03-** ⓪ **-0-**	**WT** | **NT**	10W	2700K	700mA	1275 lm	80%
	A377-03- ⓪ **-1-**	**WT** | **NT**	10W	3000K	700mA	1375 lm	80%
	A377-03- ⓪ **-2-**	**WT** | **NT**	10W	4000K	700mA	1400 lm	80%

220 240 V~ | □ **IP**20 | CRI>90 | L80B10 >60.000 h

MacAdam Step 2 | OPTIONS* | FAST | CONNEC | INCL | 100°

⓪	*OPTIONS
1	No DIM
5	DIM Phase Cut

OTHER DIM OPTIONS PLEASE CONSULT



			P	CCT	I	Flux	LOR
STRAM **Surface 1**	**A246-01-10-**	**WT** | **NT**	10,5W	2700K	350mA	1525 lm	87%
	A246-01-11-	**WT** | **NT**	10,5W	3000K	350mA	1650 lm	87%
	A246-01-12-	**WT** | **NT**	10,5W	4000K	350mA	1675 lm	87%
STRAM **Surface 2**	**A246-02-10-**	**WT** | **NT**	15,5W	2700K	500mA	2100 lm	87%
	A246-02-11-	**WT** | **NT**	15,5W	3000K	500mA	2275 lm	87%
	A246-02-12-	**WT** | **NT**	15,5W	4000K	500mA	2300 lm	87%
STRAM **Surface 3**	**A246-03-** ⓪ **-0-**	**WT** | **NT**	22W	2700K	700mA	2800 lm	87%
	A246-03- ⓪ **-1-**	**WT** | **NT**	22W	3000K	700mA	3025 lm	87%
	A246-03- ⓪ **-2-**	**WT** | **NT**	22W	4000K	700mA	3075 lm	87%

220 240 V~ | □ **IP**20 | CRI>90 | L80B10 >60.000 h

MacAdam Step 2 | OPTIONS* | FAST | CONNEC | INCL | 99°

⓪	*OPTIONS
1	No DIM
2	DIM DALI	Push

DIM PHASE CUT & OTHER DIM OPTIONS PLEASE CONSULT

STRAM SURFACE MINI

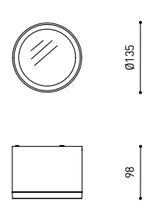

STRAM SURFACE

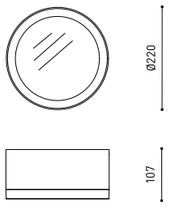

COLOUR | **WT** □ | **NT** ■ | MATERIAL | **AL** | **PMMA** | RAL » 392

PRISMATIC DIFFUSER PLEASE CONSULT | COLOURS MAY AFFECT THE LIGHTING PARAMETERS » 370
CERTIFICATES APPLICABLE FOR STRAM SURFACE

Vola

Extended Family / Vola Suspension_185

		P	CCT	I	Flux	LOR
VOLA	**A441-00-** ◎ **-0-** | **WT** | **NT** |	19W	2700K	500mA	3080 lm	80%
	A441-00- ◎ **-1-** | **WT** | **NT** |	19W	3000K	500mA	3160 lm	80%
	A441-00- ◎ **-2-** | **WT** | **NT** |	19W	4000K	500mA	3320 lm	80%

220 240 V~ | **IP**65 | **IK**10 | CRI>90 | L80B10 >60.000 h

MacAdam Step 2 | OPTIONS* | INCL | 119°

◎	*OPTIONS
1	No DIM
2	DIM DALI
3	DIM Push
5	DIM Phase Cut

OTHER DIM OPTIONS PLEASE CONSULT

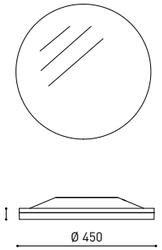

Sky



		P	CCT	I	Flux	LOR
SKY 2	**A195-02-** ◎ **-1-** | **WT** |	15W	3000K	350mA	2450 lm	81%
	A195-02- ◎ **-2-** | **WT** |	15W	4000K	350mA	2500 lm	81%
SKY 3	**A195-03-** ◎ **-1-** | **WT** |	22W	3000K	500mA	3450 lm	81%
	A195-03- ◎ **-2-** | **WT** |	22W	4000K	500mA	3500 lm	81%
SKY 4	**A195-04-** ◎ **-1-** | **WT** |	31W	3000K	700mA	4700 lm	81%
	A195-04- ◎ **-2-** | **WT** |	31W	4000K	700mA	4775 lm	81%
SKY 5	**A195-05-** ◎ **-1-** | **WT** |	40W	3000K	900mA	5825 lm	81%
	A195-05- ◎ **-2-** | **WT** |	40W	4000K	900mA	5925 lm	81%

220 240 V~ | **IP**20 | CRI>90 | L80B10 >60.000 h

MacAdam Step 2 | OPTIONS* | INCL | 105°

◎	*OPTIONS
1	No DIM
2	DIM Push
4	DIM DALI

OTHER DIM OPTIONS PLEASE CONSULT

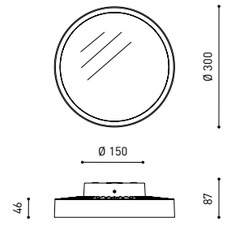

COLOUR | **WT** □ | **NT** ■ | MATERIAL | **AL** | **PC** || **AL** | **PMMA** | RAL » 392

» 370

Fifty + Surface

Extended Family / Fifty + Suspension_190 / Fifty + Custom_321



		P	CCT	I	Flux	LOR	L
FIFTY + Surface 100	**A445-01-** ◎ **-1-** | **WT** | **NT** |	15,4W	3000K	700mA	2280 lm	70%	1010mm
	A445-01- ◎ **-2-** | **WT** | **NT** |	15,4W	4000K	700mA	2400 lm	70%	1010mm
FIFTY + Surface 150	**A445-02-** ◎ **-1-** | **WT** | **NT** |	23,1W	3000K	700mA	3420 lm	70%	1510mm
	A445-02- ◎ **-2-** | **WT** | **NT** |	23,1W	4000K	700mA	3600 lm	70%	1510mm
FIFTY + Surface 200	**A445-03-** ◎ **-1-** | **WT** | **NT** |	30,8W	3000K	700mA	4560 lm	70%	2010mm
	A445-03- ◎ **-2-** | **WT** | **NT** |	30,8W	4000K	700mA	4800 lm	70%	2010mm
FIFTY + Surface 300	**A445-04-** ◎ **-1-** | **WT** | **NT** |	46,2W	3000K	700mA	6840 lm	70%	3010mm
	A445-04- ◎ **-2-** | **WT** | **NT** |	46,2W	4000K	700mA	7200 lm	70%	3010mm
FIFTY + HO Surface 100	**A445-11-** ◎ **-1-** | **WT** | **NT** |	23,6W	3000K	1050mA	3260 lm	70%	1010mm
	A445-11- ◎ **-2-** | **WT** | **NT** |	23,6W	4000K	1050mA	3440 lm	70%	1010mm
FIFTY + HO Surface 150	**A445-12-** ◎ **-1-** | **WT** | **NT** |	35,4W	3000K	1050mA	4890 lm	70%	1510mm
	A445-12- ◎ **-2-** | **WT** | **NT** |	35,4W	4000K	1050mA	5160 lm	70%	1510mm
FIFTY + HO Surface 200	**A445-13-** ◎ **-1-** | **WT** | **NT** |	47,2W	3000K	1050mA	6520 lm	70%	2010mm
	A445-13- ◎ **-2-** | **WT** | **NT** |	47,2W	4000K	1050mA	6880 lm	70%	2010mm
FIFTY + HO Surface 300	**A445-14-** ◎ **-1-** | **WT** | **NT** |	70,8W	3000K	1050mA	9780 lm	70%	3010mm
	A445-14- ◎ **-2-** | **WT** | **NT** |	70,8W	4000K	1050mA	10320 lm	70%	3010mm

220 240 V~ | **IP**20 | CRI>90 | L80B10 >60.000 h

MacAdam Step 2 | OPTIONS* | INCL | DIFFUSER | INCL | 104°

◎	*OPTIONS
1	No DIM
2	DIM DALI
3	DIM Push

OTHER DIM OPTIONS PLEASE CONSULT

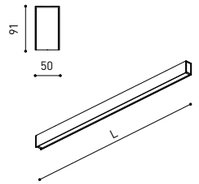

		P	CCT	I	Flux	LOR	L
FIFTY + UGR Surface 100	**A445-21-** ◎ **-1-** | **WT** | **NT** |	15,4W	3000K	700mA	2280 lm	47%	1010mm
	A445-21- ◎ **-2-** | **WT** | **NT** |	15,4W	4000K	700mA	2400 lm	47%	1010mm
FIFTY + UGR Surface 150	**A445-22-** ◎ **-1-** | **WT** | **NT** |	23,1W	3000K	700mA	3420 lm	47%	1510mm
	A445-22- ◎ **-2-** | **WT** | **NT** |	23,1W	4000K	700mA	3600 lm	47%	1510mm
FIFTY + UGR Surface 200	**A445-23-** ◎ **-1-** | **WT** | **NT** |	30,8W	3000K	700mA	4560 lm	47%	2010mm
	A445-23- ◎ **-2-** | **WT** | **NT** |	30,8W	4000K	700mA	4800 lm	47%	2010mm
FIFTY + UGR Surface 300	**A445-24-** ◎ **-1-** | **WT** | **NT** |	46,2W	3000K	700mA	6840 lm	47%	3010mm
	A445-24- ◎ **-2-** | **WT** | **NT** |	46,2W	4000K	700mA	7200 lm	47%	3010mm
FIFTY + UGR HO Surface 100	**A445-31-** ◎ **-1-** | **WT** | **NT** |	23,6W	3000K	1050mA	3260 lm	47%	1010mm
	A445-31- ◎ **-2-** | **WT** | **NT** |	23,6W	4000K	1050mA	3440 lm	47%	1010mm
FIFTY + UGR HO Surface 150	**A445-32-** ◎ **-1-** | **WT** | **NT** |	35,4W	3000K	1050mA	4890 lm	47%	1510mm
	A445-32- ◎ **-2-** | **WT** | **NT** |	35,4W	4000K	1050mA	5160 lm	47%	1510mm
FIFTY + UGR HO Surface 200	**A445-33-** ◎ **-1-** | **WT** | **NT** |	47,2W	3000K	1050mA	6520 lm	47%	2010mm
	A445-33- ◎ **-2-** | **WT** | **NT** |	47,2W	4000K	1050mA	6880 lm	47%	2010mm
FIFTY + UGR HO Surface 300	**A445-34-** ◎ **-1-** | **WT** | **NT** |	70,8W	3000K	1050mA	9780 lm	47%	3010mm
	A445-34- ◎ **-2-** | **WT** | **NT** |	70,8W	4000K	1050mA	10320 lm	47%	3010mm

220 240 V~ | **IP**20 | CRI>90 | L80B10 >60.000 h

MacAdam Step 2 | OPTIONS* | INCL | DIFFUSER | UGR <19 | 62°

COLOUR | **WT** □ | **NT** ■ | MATERIAL | **AL** | **PC** | RAL » 392

» 370

Coco Surface



		P	CCT	Beam	I	Flux	LOR
COCO **Surface**	**A536-0- -10- | WT | NT |**	8,7W	2700K	20°	500mA	1200 lm	87%
	A536-0- -11- | WT | NT |	8,7W	3000K	20°	500mA	1250 lm	87%
	A536-0- -13- | WT | NT |	8,7W	3500K	20°	500mA	1310 lm	87%
	A536-0- -12- | WT | NT |	8,7W	4000K	20°	500mA	1340 lm	87%
	A536-0- -20- | WT | NT |	8,7W	2700K	34°	500mA	1200 lm	89%
	A536-0- -21- | WT | NT |	8,7W	3000K	34°	500mA	1250 lm	89%
	A536-0- -23- | WT | NT |	8,7W	3500K	34°	500mA	1310 lm	89%
	A536-0- -22- | WT | NT |	8,7W	4000K	34°	500mA	1340 lm	89%
	A536-0- -30- | WT | NT |	8,7W	2700K	48°	500mA	1200 lm	86%
	A536-0- -31- | WT | NT |	8,7W	3000K	48°	500mA	1250 lm	86%
	A536-0- -33- | WT | NT |	8,7W	3500K	48°	500mA	1310 lm	86%
	A536-0- -32- | WT | NT |	8,7W	4000K	48°	500mA	1340 lm	86%

220 240 V~ | **IP**20 | CRI>90 | L80B10 >66.000 h

MacAdam Step 2 · OPTIONS* · REMOTE · 350° · 90° · 20° / 34° / 48°

OPTIONAL ACCESSORIES

AFFECT THE LIGHTING PARAMETERS
NOT SOLD SEPARATELY

		P	CCT	Beam	I	Flux	LOR
COCO **Surface Super Spot**	**A536-0- -00- | WT | NT |**	6W	2700K	12°	500mA	750 lm	66%
	A536-0- -01- | WT | NT |	6W	3000K	12°	500mA	800 lm	66%
	A536-0- -03- | WT | NT |	6W	3500K	12°	500mA	830 lm	66%
	A536-0- -02- | WT | NT |	6W	4000K	12°	500mA	850 lm	66%

220 240 V~ | **IP**20 | CRI>90 | L80B10 >55.000 h

MacAdam Step 2 · OPTIONS* · REMOTE · 350° · 90° · 12°

COCO Anti-glare Honeycomb Louver

A498-90-00- | WT | NT |



COCO Anti-glare Screen

A498-90-01- | WT | NT |



COCO Linear Filter

A498-90-02- | WT | NT |



SIUTABLE FOR BEAM ≤ 34°

COCO High Chromatic Led » 361

	*OPTIONS
2	DIM DALI
5	DIM Phase Cut
7	DIM On Board

OTHER DIM OPTIONS PLEASE CONSULT

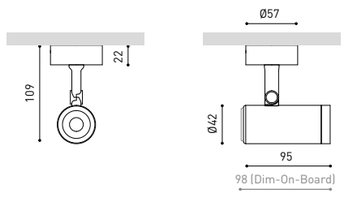

COLOUR | WT □ | NT ■ | MATERIAL | AL | PC/PMMA | RAL » 392

OTHER CCT OPTIONS PLEASE CONSULT » 370

N



		P	CCT	Beam	I	Flux	LOR
COCO M **Surface**	**A556-0- -10- | WT | NT |**	11,6W	2700K	32°	350mA	2080 lm	81%
	A556-0- -11- | WT | NT |	11,6W	3000K	32°	350mA	2160 lm	81%
	A556-0- -13- | WT | NT |	11,6W	3500K	32°	350mA	2190 lm	81%
	A556-0- -12- | WT | NT |	11,6W	4000K	32°	350mA	2200 lm	81%
	A556-0- -20- | WT | NT |	11,6W	2700K	43°	350mA	2080 lm	86%
	A556-0- -21- | WT | NT |	11,6W	3000K	43°	350mA	2160 lm	86%
	A556-0- -23- | WT | NT |	11,6W	3500K	43°	350mA	2190 lm	86%
	A556-0- -22- | WT | NT |	11,6W	4000K	43°	350mA	2200 lm	86%
	A556-0- -30- | WT | NT |	11,6W	2700K	53°	350mA	2080 lm	86%
	A556-0- -31- | WT | NT |	11,6W	3000K	53°	350mA	2160 lm	86%
	A556-0- -33- | WT | NT |	11,6W	3500K	53°	350mA	2190 lm	86%
	A556-0- -32- | WT | NT |	11,6W	4000K	53°	350mA	2200 lm	86%

220 240 V~ | **IP**20 | CRI>90 | L80B10 >66.000 h

MacAdam Step 2 · OPTIONS* · REMOTE · 350° · 90° · 32° / 43° / 53°

OPTIONAL ACCESSORIES

AFFECT THE LIGHTING PARAMETERS
NOT SOLD SEPARATELY

		P	CCT	Beam	I	Flux	LOR
COCO M **Surface Super Spot**	**A556-0- -00- | WT | NT |**	8,7W	2700K	13°	500mA	1230 lm	67%
	A556-0- -01- | WT | NT |	8,7W	3000K	13°	500mA	1300 lm	67%
	A556-0- -03- | WT | NT |	8,7W	3500K	13°	500mA	1360 lm	67%
	A556-0- -02- | WT | NT |	8,7W	4000K	13°	500mA	1400 lm	67%

220 240 V~ | **IP**20 | CRI>90 | L80B10 >66.000 h

MacAdam Step 2 · OPTIONS* · REMOTE · 350° · 90° · 13°

COCO M Anti-glare Honeycomb Louver

A553-90-00- | WT | NT |



COCO M Anti-glare Screen

A553-90-01- | WT | NT |



COCO M Linear Filter

A553-90-02- | WT | NT |



SIUTABLE FOR BEAM ≤ 32°

COCO M High Chromatic Led » 361

	*OPTIONS
2	DIM DALI
5	DIM Phase Cut

OTHER DIM OPTIONS PLEASE CONSULT

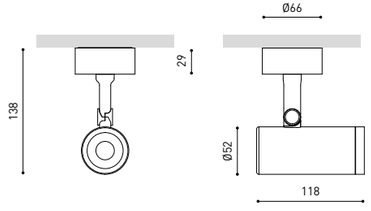

COLOUR | NT ■ | WT □ | MATERIAL | AL | PC/PMMA | RAL » 392

OTHER CCT OPTIONS PLEASE CONSULT » 370

Coco Surface



			P	CCT	Beam	I	Flux	LOR
COCO SHAPER **Surface**	**A537-0-**	**-00-** | **NT** |	6W	2700K	20°-33°	500mA	650 lm	40-38%
	A537-0-	**-01-** | **NT** |	6W	3000K	20°-33°	500mA	680 lm	40-38%
	A537-0-	**-02-** | **NT** |	6W	4000K	20°-33°	500mA	730 lm	40-38%
	A537-0-	**-10-** | **NT** |	6W	2700K	53°	500mA	650 lm	37%
	A537-0-	**-11-** | **NT** |	6W	3000K	53°	500mA	680 lm	37%
	A537-0-	**-12-** | **NT** |	6W	4000K	53°	500mA	730 lm	37%

220 V~ 240 V~ | **IP**20 | CRI>90 | L80B10 > 60.000 h

MacAdam Step 2 | OPTIONS* | REMOTE | 350° | 90° | 20° - 33° / 53°

	*OPTIONS
1	No DIM
2	DIM DALI

OTHER DIM OPTIONS
PLEASE CONSULT

SHARP



ROUND

DIFFUSE



ROUND

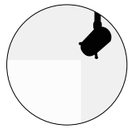

SQUARE



SQUARE



POLYGON



POLYGON

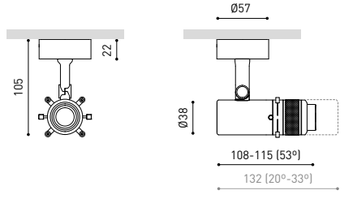

CUSTOM



GOBO OPTIONS

COLOUR | **NT** ■ | MATERIAL | **AL** | **OPTICAL GLASS** | RAL » 392

OTHER CCT PLEASE CONSULT | CUSTOM GOBO PLEASE CONSULT » 370

Flip Surface

THE INVISIBLE BLACK

Extended Family / Magnetic 24V Flip_98 / Flip Recessed_113 / Flip 48V_257



			CCT	Beam	LOR
FLIP **Surface**	**A490-00-10-** | **NT** | **WT** | **NTMG** |		2700K	23°	86%
	A490-00-11- | **NT** | **WT** | **NTMG** |		3000K	23°	86%
	A490-00-13- | **NT** | **WT** | **NTMG** |		3500K	23°	86%
	A490-00-12- | **NT** | **WT** | **NTMG** |		4000K	23°	86%
	A490-00-20- | **NT** | **WT** | **NTMG** | **WTW** |		2700K	34°	78%
	A490-00-21- | **NT** | **WT** | **NTMG** | **WTW** |		3000K	34°	78%
	A490-00-23- | **NT** | **WT** | **NTMG** | **WTW** |		3500K	34°	78%
	A490-00-22- | **NT** | **WT** | **NTMG** | **WTW** |		4000K	34°	78%

IP20 | CRI>90 | L80B10 > 60.000 h

MacAdam Step 2 | EXCL | 350° | 90° | 23° / 34°

*DRIVER OPTIONS		P	I	CCT	Flux
NO DIM	**0434-00-42** 1 to 3 Flip Surface	6W	500mA	2700K	620 lm
				3000K	650 lm
				3500K	680 lm
				4000K	690 lm
DALI	**0434-00-44** 1 to 3 Flip Surface	6W	500mA	2700K	620 lm
				3000K	650 lm
				3500K	680 lm
				4000K	690 lm
DALI | Push	**0434-01-24** 1 to 5 Flip Surface	6W	500mA	2700K	620 lm
				3000K	650 lm
				3500K	680 lm
				4000K	690 lm

220 V~ 240 V~ | DRIVER MUST BE PLACED ON REMOTE
DIM PHASE CUT & OTHER DIM OPTIONS PLEASE CONSULT » 362

FINISHING**	Body	Lampshade
NT	**NT** ■	**N** ■
WT	**WT** □	**N** ■
NTMG	**NT** ■	**MG** ■
WTW	**WT** □	**W** □

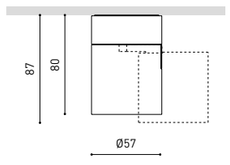









COLOUR | **NT** ■ | **WT** □ | **NTMG** ■■ | **WTW** □□ | MATERIAL | **AL** | **ABS+PC** | RAL » 392

** OTHER FINISHING COMBINATIONS PLEASE CONSULT | COLOURS MAY AFFECT THE LIGHTING PARAMETERS
"THE INVISIBLE BLACK" IS ONLY AVAILABLE FOR WT, NT & NTMG COLOURS

» 370

Fit Surface



		P	CCT	I	Flux
FIT 35 Surface	A345-35- ○ -0- | WT | NT | G |	5,5W	2700K	500mA	620 lm
	A345-35- ○ -1- | WT | NT | G |	5,5W	3000K	500mA	660 lm
	A345-35- ○ -3- | WT | NT | G |	5,5W	3500K	500mA	660 lm
	A345-35- ○ -2- | WT | NT | G |	5,5W	4000K	500mA	710 lm

220 240 V~ | IP20 | CRI>90 | L90B10 >108.000 h

MacAdam Step 2 · PHASE CUT · INCL · 355° · 90° · 20°/29°/36°



		P	CCT	I	Flux
FIT 35 Surface Double	A345-4- ◎ - ○ -0- | WT | NT | G |	11W	2700K	500mA	2 x 620 lm
	A345-4- ◎ - ○ -1- | WT | NT | G |	11W	3000K	500mA	2 x 660 lm
	A345-4- ◎ - ○ -3- | WT | NT | G |	11W	3500K	500mA	2 x 660 lm
	A345-4- ◎ - ○ -2- | WT | NT | G |	11W	4000K	500mA	2 x 710 lm

220 240 V~ | IP20 | CRI>90 | L90B10 >108.000 h

MacAdam Step 2 · OPTIONS* · INCL · 355° · 90° · 20°/29°/36°

◎	*OPTIONS
1	No DIM
2	DIM DALI
5	DIM Phase Cut

OTHER DIM OPTIONS PLEASE CONSULT

○	BEAM	LOR
1	20°	85%
2	29°	84%
3	36°	85%

FINISHING	Lamp	Base
WT	WT □	WT □
NT	NT ■	NT ■
G	G ■	NT ■

OPTIONAL ACCESSORY

FIT 35 **Anti-glare Honeycomb Louver**

A345-00-00

NOT SOLD SEPARATELY
AFFECTS THE LIGHTING PARAMETERS







FIT 35 SURFACE

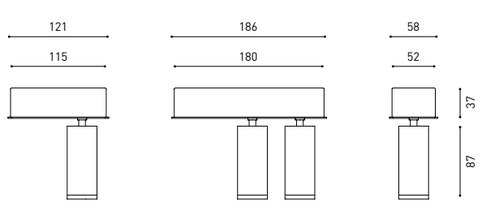

FIT 35 SURFACE DOUBLE

COLOUR | WT □ | NT ■ | G ■ | MATERIAL | AL | PC | RAL » 392



		P	CCT	Beam	I	Flux	LOR
FIT 65 Surface	A471-0- ◎ -11- | WT | NT |	10,3W	3000K	18°	300mA	1300 lm	90%
	A471-0- ◎ -12- | WT | NT |	10,3W	4000K	18°	300mA	1320 lm	90%
	A471-0- ◎ -21- | WT | NT |	10,3W	3000K	26°	300mA	1300 lm	88%
	A471-0- ◎ -22- | WT | NT |	10,3W	4000K	26°	300mA	1320 lm	88%
	A471-0- ◎ -31- | WT | NT |	10,3W	3000K	36°	300mA	1300 lm	84%
	A471-0- ◎ -32- | WT | NT |	10,3W	4000K	36°	300mA	1320 lm	84%

220 240 V~ | IP20 | CRI>90 | L90B10 >55.000 h

MacAdam Step 2 · OPTIONS* · INCL · 350° · 90° · 18°/26°/36°



		P	CCT	Beam	I	Flux	LOR
FIT 80 Surface	A472-0- ◎ -11- | WT | NT |	19W	3000K	19°	550mA	2500 lm	90%
	A472-0- ◎ -12- | WT | NT |	19W	4000K	19°	550mA	2540 lm	90%
	A472-0- ◎ -21- | WT | NT |	19W	3000K	28°	550mA	2500 lm	84%
	A472-0- ◎ -22- | WT | NT |	19W	4000K	28°	550mA	2540 lm	84%
	A472-0- ◎ -31- | WT | NT |	19W	3000K	37°	550mA	2500 lm	85%
	A472-0- ◎ -32- | WT | NT |	19W	4000K	37°	550mA	2540 lm	85%

MacAdam Step 2 · OPTIONS* · INCL · 350° · 90° · 19°/28°/37°

◎	*OPTIONS
1	No DIM
2	DIM DALI

OTHER DIM OPTIONS PLEASE CONSULT

OPTIONAL ACCESSORIES

FIT 65 **Anti-glare Honeycomb Louver**	**A356-00-00**
FIT 80 **Anti-glare Honeycomb Louver**	**A357-00-00**

NOT SOLD SEPARATELY | AFFECTS THE LIGHTING PARAMETERS





FIT 65 SURFACE

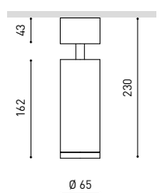

FIT 80 SURFACE

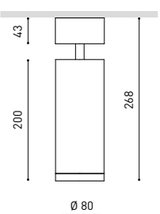

COLOUR | WT □ | NT ■ | MATERIAL | AL | PC | RAL » 392

» 370

iO Surface

Extended Family / Magnetic 24V iO Micro_100 / iO Micro 24V_229 / iO 48V_256 / iO_274



			P	CCT	Beam	I	Flux	LOR
iO **Surface**	**A263-00-10-**	**WT** | **NT**	4,5W	2700K	20°	500mA	485 lm	92%
	A263-00-11-	**WT** | **NT**	4,5W	3000K	20°	500mA	505 lm	92%
	A263-00-13-	**WT** | **NT**	4,5W	3500K	20°	500mA	515 lm	92%
	A263-00-12-	**WT** | **NT**	4,5W	4000K	20°	500mA	520 lm	92%
	A263-00-20-	**WT** | **NT**	4,5W	2700K	30°	500mA	485 lm	89%
	A263-00-21-	**WT** | **NT**	4,5W	3000K	30°	500mA	505 lm	89%
	A263-00-23-	**WT** | **NT**	4,5W	3500K	30°	500mA	515 lm	89%
	A263-00-22-	**WT** | **NT**	4,5W	4000K	30°	500mA	520 lm	89%
	A263-00-30-	**WT** | **NT**	4,5W	2700K	56°	500mA	485 lm	86%
	A263-00-31-	**WT** | **NT**	4,5W	3000K	56°	500mA	505 lm	86%
	A263-00-33-	**WT** | **NT**	4,5W	3500K	56°	500mA	515 lm	86%
	A263-00-32-	**WT** | **NT**	4,5W	4000K	56°	500mA	520 lm	86%

220 240 V~ | **IP**20 | CRI>90 | L90B10 >55.000 h

MacAdam Step 2 | INCL | 355° | 325° | 20° / 30° / 56°

OPTIONAL ACCESSORIES

NOT SOLD SEPARATELY | AFFECTS THE LIGHTING PARAMETERS

iO Beam Mixer Diffuser 0805-01-00



iO Anti-glare Honeycomb Louver 0806-00-00 | WT | NT |



iO High Chromatic LED » 361

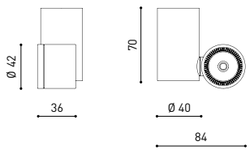



COLOUR | WT □ | NT ■ | MATERIAL | AL | PC | RAL » 392

Zen Tube Surface

Extended Family / Zen Tube 48V_258 / Zen Tube_286



			P	CCT	I	Flux	LOR
ZEN TUBE **Surface 1**	**A284-11-** ⓓ **-1-**	**WT** | **NT**	12W	3000K	350mA	1640 lm	90%
	A284-11- ⓓ **-2-**	**WT** | **NT**	12W	4000K	350mA	1670 lm	90%
ZEN TUBE **Surface 2**	**A284-12-** ⓓ **-1-**	**WT** | **NT**	17W	3000K	500mA	2220 lm	90%
	A284-12- ⓓ **-2-**	**WT** | **NT**	17W	4000K	500mA	2250 lm	90%
ZEN TUBE **Surface 3**	**A284-13-** ⓓ **-1-**	**WT** | **NT**	23W	3000K	700mA	3190 lm	90%
	A284-13- ⓓ **-2-**	**WT** | **NT**	23W	4000K	700mA	3240 lm	90%

220 240 V~ | **IP**20 | CRI>90 | L90B10 >55.000 h

MacAdam Step 2 | INCL | 355° | 270° | 16° / 24° / 42°

ⓓ	BEAM OPTIONS
1	16°
2	24°
3	42°

OPTIONAL ACCESSORIES

NOT SOLD SEPARATELY | AFFECTS THE LIGHTING PARAMETERS

ZEN Anti-Glare Honeycomb Louver 0702-02-00



ZEN Elliptical Refractor 0700-08-00



ZEN Beam Mixer Diffuser 0805-02-00



ZEN High Chromatic LED » 361

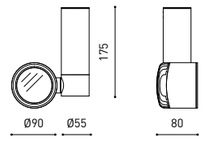

COLOUR | WT □ | NT ■ | MATERIAL | AL | GL-TRANS | RAL » 392

OTHER CCT PLEASE CONSULT | DIM OPTIONS PLEASE CONSULT



Casa Lucía, Madrid (Spain) | Nhoma Estudio | Photo: Oleh Kardash

SUSPENSION

Loop 142 / Art 148 / Art Chandelier 158 / Warp 160 / Dune 164 / Tray 168 / Hey Joe 172 / Alaska 174 / Zenit 176 / Pipe 180 / Scope 181 / Stick 182 / Holly 183 / Spin 184 / Vola Suspension 185 / Salt 186 / Black Foster Suspension 189 / Fifty + Suspension 190 / Line Suspension 192 / Slimgot 195

LAMP-CONCEPT.CH

Loop

Rubén Saldaña



	CORD LENGTH - L
0	2 m
1	3 m
2	5 m

	*OPTIONS
1	No DIM
2	DIM DALI
3	DIM Push

DIM PHASE CUT & OTHER DIM OPTIONS PLEASE CONSULT

FINISHING **

Lamp	Cable	Base
N ■	N ■	NT ■
WT □	W □	WT □
BG ■	N ■	NT ■

OPTIONAL ACCESSORY

TRIMLESS TOOL **D20 X D52mm**

A478-00-01

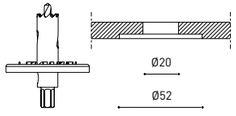

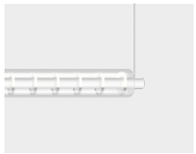



		P	CCT	I	Flux	LOR
LOOP **1300**	**A473-1-** ◎ - ◎◎ **-0-** | **N** | **WT** | **BG** |	24,6W	2700K	700mA	2900 lm	38%
	A473-1- ◎ - ◎◎ **-1-** | **N** | **WT** | **BG** |	24,6W	3000K	700mA	3070 lm	38%

220 240 V~ | □ **IP**20 | CRI>95 | L90B10 >50.000 h

MacAdam Step 3 · INCL · OPTIONS* · Ø62 · 110°

		P	CCT	I	Flux	LOR
LOOP **1300** **Wire Trimless**	**A473-3-** ◎ - ◎◎ **-0-** | **N** | **WT** | **BG** |	24,6W	2700K	700mA	2900 lm	38%
	A473-3- ◎ - ◎◎ **-1-** | **N** | **WT** | **BG** |	24,6W	3000K	700mA	3070 lm	38%

220 240 V~ | □ **IP**20 | CRI>95 | L90B10 >50.000 h

MacAdam Step 3 · INCL · INCL-REMOTE · OPTIONS* · Ø20 · 110°

		P	CCT	I	Flux	LOR
LOOP **1300 Base**	**A473-2-** ◎ - ◎◎ **-0-** | **N** | **WT** | **BG** |	24,6W	2700K	700mA	2900 lm	38%
	A473-2- ◎ - ◎◎ **-1-** | **N** | **WT** | **BG** |	24,6W	3000K	700mA	3070 lm	38%

220 240 V~ | □ **IP**20 | CRI>95 | L90B10 >50.000 h

MacAdam Step 3 · INCL · OPTIONS* · 110°

		P	CCT	I	Flux	LOR
LOOP **1300 Indirect**	**A474-1-** ◎ - ◎◎ **-0-** | **N** | **WT** | **BG** |	24,6W	2700K	700mA	2900 lm	38%
	A474-1- ◎ - ◎◎ **-1-** | **N** | **WT** | **BG** |	24,6W	3000K	700mA	3070 lm	38%

220 240 V~ | □ **IP**20 | CRI>95 | L90B10 >50.000 h

MacAdam Step 3 · INCL · OPTIONS* · Ø62 · 110°

		P	CCT	I	Flux	LOR
LOOP **1300 Indirect** **Wire Trimless**	**A474-3-** ◎ - ◎◎ **-0-** | **N** | **WT** | **BG** |	24,6W	2700K	700mA	2900 lm	38%
	A474-3- ◎ - ◎◎ **-1-** | **N** | **WT** | **BG** |	24,6W	3000K	700mA	3070 lm	38%

220 240 V~ | □ **IP**20 | CRI>95 | L90B10 >50.000 h

MacAdam Step 3 · INCL · INCL-REMOTE · OPTIONS* · Ø20 · 110°

		P	CCT	I	Flux	LOR
LOOP **1300 Indirect** **Base**	**A474-2-** ◎ - ◎◎ **-0-** | **N** | **WT** | **BG** |	24,6W	2700K	700mA	2900 lm	38%
	A474-2- ◎ - ◎◎ **-1-** | **N** | **WT** | **BG** |	24,6W	3000K	700mA	3070 lm	38%

220 240 V~ | □ **IP**20 | CRI>95 | L90B10 >50.000 h

MacAdam Step 3 · INCL · OPTIONS* · 110°

COLOUR | **N** ■ | **NT** ■ | **WT** □ | **W** □ | **BG** ■ | MATERIAL | **GLASS** | **PMMA** | **AL** | RAL ⓘ » 392

** OTHER FINISHING COMBINATIONS PLEASE CONSULT » 370

light MIDDLE EAST AWARDS

LOOP 1300 / LOOP 1300 Indirect

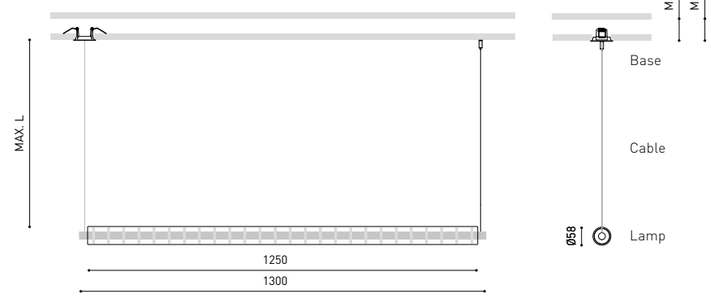

LOOP 1300 Wire Trimless / LOOP 1300 Indirect Wire Trimless

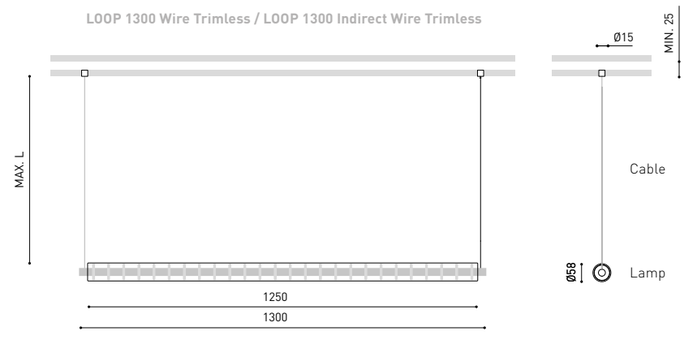

LOOP 1300 Base / LOOP 1300 Indirect Base

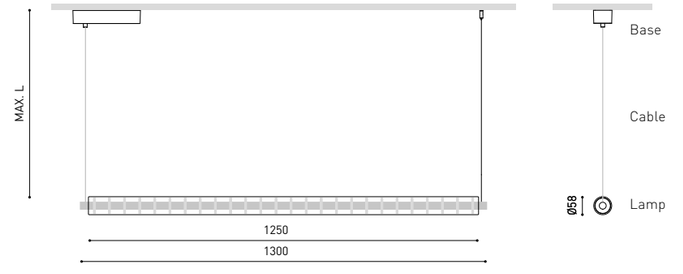

LAMP-CONCEPT.CH




BEST EUROPEAN BURGER 2023
WITH OUR HOMEMADE BERLINA
BEST OPTION PICKLE Lovers!
DINE-IN · DELIVERY · TAKE OUT
AMERICAN MADE
Jenkin's Madrid (Spain) | mihi estudio
LAMP.CONCEPT.CH

Loop



	CORD LENGTH - L
0	2 m
1	3 m
2	5 m

	*OPTIONS
1	No DIM
2	DIM DALI
3	DIM Push

DIM PHASE CUT & OTHER DIM OPTIONS PLEASE CONSULT

FINISHING **

Lamp	Cable	Base
N ■	N ■	NT ■
WT □	W □	WT □
BG ■	N ■	NT ■

OPTIONAL ACCESSORY

TRIMLESS TOOL **D20 X D52mm**

A478-00-01

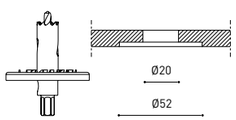





		P	CCT	I	Flux	LOR
LOOP **1800**	**A527-1-** ◎ **-** ◎◎ **-0-** | **N** | **WT** | **BG** |	34,1W	2700K	1050mA	4000 lm	38%
	A527-1- ◎ **-** ◎◎ **-1-** | **N** | **WT** | **BG** |	34,1W	3000K	1050mA	4250 lm	38%

220 240 V~ | □ **IP**20 | CRI>95 | L90B10 >50.000 h

MacAdam Step 3 · INCL · OPTIONS* · Ø62 · 110°

		P	CCT	I	Flux	LOR
LOOP **1800 Wire Trimless**	**A527-3-** ◎ **-** ◎◎ **-0-** | **N** | **WT** | **BG** |	34,1W	2700K	1050mA	4000 lm	38%
	A527-3- ◎ **-** ◎◎ **-1-** | **N** | **WT** | **BG** |	34,1W	3000K	1050mA	4250 lm	38%

220 240 V~ | □ **IP**20 | CRI>95 | L90B10 >50.000 h

MacAdam Step 3 · INCL · INCL-REMOTE · OPTIONS* · Ø20 · 110°

		P	CCT	I	Flux	LOR
LOOP **1800 Base**	**A527-2-** ◎ **-** ◎◎ **-0-** | **N** | **WT** | **BG** |	34,1W	2700K	1050mA	4000 lm	38%
	A527-2- ◎ **-** ◎◎ **-1-** | **N** | **WT** | **BG** |	34,1W	3000K	1050mA	4250 lm	38%

220 240 V~ | □ **IP**20 | CRI>95 | L90B10 >50.000 h

MacAdam Step 3 · INCL · OPTIONS* · 110°

		P	CCT	I	Flux	LOR
LOOP **1800 Indirect**	**A528-1-** ◎ **-** ◎◎ **-0-** | **N** | **WT** | **BG** |	34,1W	2700K	1050mA	4000 lm	38%
	A528-1- ◎ **-** ◎◎ **-1-** | **N** | **WT** | **BG** |	34,1W	3000K	1050mA	4250 lm	38%

220 240 V~ | □ **IP**20 | CRI>95 | L90B10 >50.000 h

MacAdam Step 3 · INCL · OPTIONS* · Ø62 · 110°

		P	CCT	I	Flux	LOR
LOOP **1800 Indirect Wire Trimless**	**A528-3-** ◎ **-** ◎◎ **-0-** | **N** | **WT** | **BG** |	34,1W	2700K	1050mA	4000 lm	38%
	A528-3- ◎ **-** ◎◎ **-1-** | **N** | **WT** | **BG** |	34,1W	3000K	1050mA	4250 lm	38%

220 240 V~ | □ **IP**20 | CRI>95 | L90B10 >50.000 h

MacAdam Step 3 · INCL · INCL-REMOTE · OPTIONS* · Ø20 · 110°

		P	CCT	I	Flux	LOR
LOOP **1800 Indirect Base**	**A528-2-** ◎ **-** ◎◎ **-0-** | **N** | **WT** | **BG** |	34,1W	2700K	1050mA	4000 lm	38%
	A528-2- ◎ **-** ◎◎ **-1-** | **N** | **WT** | **BG** |	34,1W	3000K	1050mA	4250 lm	38%

220 240 V~ | □ **IP**20 | CRI>95 | L90B10 >50.000 h

MacAdam Step 3 · INCL · OPTIONS* · 110°

COLOUR | **N** ■ | **NT** ■ | **WT** □ | **W** □ | **BG** ■ | MATERIAL | **GLASS** | **PMMA** | **AL** | RAL ⓘ » 392

** OTHER FINISHING COMBINATIONS PLEASE CONSULT » 370

LOOP 1800 / LOOP 1800 Indirect

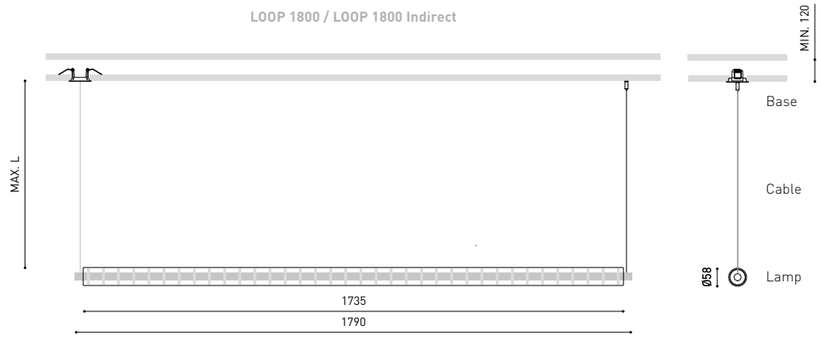

LOOP 1800 Wire Trimless / LOOP 1800 Indirect Wire Trimless



LOOP 1800 Base / LOOP 1800 Indirect Base



LAMP-CONCEPT.CH

Art

Rubén Saldaña & Luis Latrás



			P	CCT	I	Flux	LOR
ART		**A342-00-10-** | **WT** | **NT** | **BC** | **BG** |	6,3W	2700K	700mA	570 lm	92%
		A342-00-11- | **WT** | **NT** | **BC** | **BG** |	6,3W	3000K	700mA	630 lm	92%
	DALI *	**A342-00-20-** | **WT** | **NT** | **BC** | **BG** |	6,3W	2700K	700mA	570 lm	92%
	DALI *	**A342-00-21-** | **WT** | **NT** | **BC** | **BG** |	6,3W	3000K	700mA	630 lm	92%

220 240 V~ | **IP**20 | CRI>90 | L90B10 >102.000 h

MacAdam Step 3 | INCL | 2 X Ø50 | UGR <19 | 38°

* DIM PHASE CUT & OTHER DIM OPTIONS PLEASE CONSULT



			P	CCT	I	Flux	LOR
ART **Direct & Indirect**		**A343-00-10-** | **WT** | **NT** | **BC** | **BG** |	6,3W	2700K	700mA	570 lm	92%
		A343-00-11- | **WT** | **NT** | **BC** | **BG** |	6,3W	3000K	700mA	630 lm	92%
	DALI *	**A343-00-20-** | **WT** | **NT** | **BC** | **BG** |	6,3W	2700K	700mA	570 lm	92%
	DALI *	**A343-00-21-** | **WT** | **NT** | **BC** | **BG** |	6,3W	3000K	700mA	630 lm	92%

220 240 V~ | **IP**20 | CRI>90 | L90B10 >102.000 h

MacAdam Step 3 | INCL | 2 X Ø50 | UGR <19 | 38°

* DIM PHASE CUT & OTHER DIM OPTIONS PLEASE CONSULT

COLOUR | **WT** | **NT** | **BC** | **BG** | **W** | **N** | MATERIAL | **BR** | **ABS +PC** | RAL » 392

OTHER CCT PLEASE CONSULT

» 370



UNIPOLAR TRIMLESS

ART

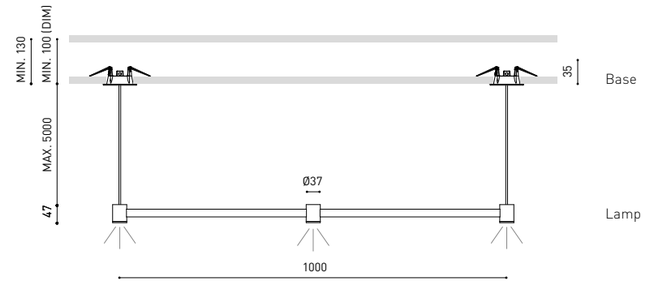

ART DIRECT & INDIRECT

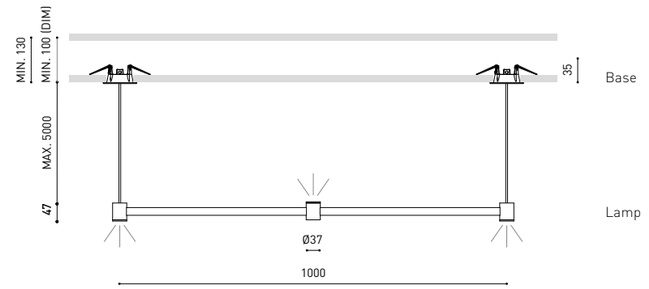

FINISHING**	Lamp	Base
WT	**WT** ☐	**WT** ☐
NT	**NT** ■	**NT** ■
BC	**BC** ■	**WT** ☐
BG	**BG** ■	**WT** ☐

BASE NOT USED WITH WIRE TRIMLESS INSTALLATION.

OPTIONAL ACCESSORIES

WIRE TRIMLESS Accessory

Unipolar Trimless **A023-00-04-** | **W** | **N** |

2 Pcs. needed

REMOTE | INCL | Ø20

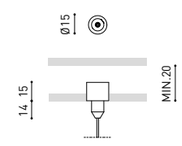

TRIMLESS TOOL D20 X D52mm **A478-00-01**

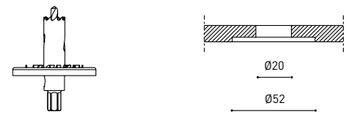

COLOUR | **WT** | **NT** | **BC** | **BG** | **W** | **N** | MATERIAL | **BR** | **ABS +PC** | RAL » 392

** OTHER FINISHING COMBINATIONS PLEASE CONSULT

» 370

Art

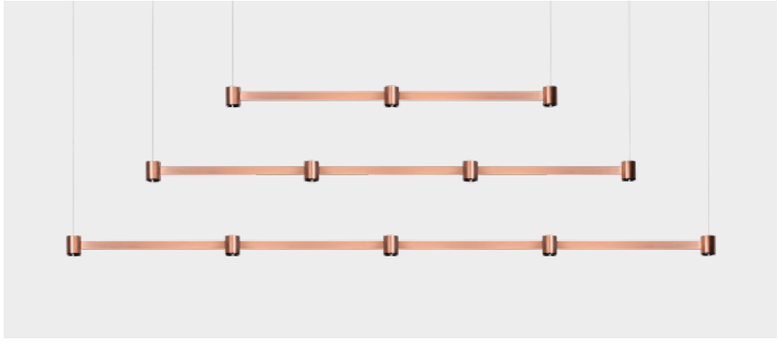

			P	CCT	I	Flux	LOR
ART Modular 3		A394-31-10- | WT | NT | BC | BG |	6,3W	2700K	700mA	570 lm	92%
		A394-31-11- | WT | NT | BC | BG |	6,3W	3000K	700mA	630 lm	92%
	DALI *	A394-31-20- | WT | NT | BC | BG |	6,3W	2700K	700mA	570 lm	92%
	DALI *	A394-31-21- | WT | NT | BC | BG |	6,3W	3000K	700mA	630 lm	92%
ART Modular 4		A394-41-10- | WT | NT | BC | BG |	8,4W	2700K	700mA	760 lm	92%
		A394-41-11- | WT | NT | BC | BG |	8,4W	3000K	700mA	840 lm	92%
	DALI *	A394-41-20- | WT | NT | BC | BG |	8,4W	2700K	700mA	760 lm	92%
	DALI *	A394-41-21- | WT | NT | BC | BG |	8,4W	3000K	700mA	840 lm	92%
ART Modular 5		A394-51-10- | WT | NT | BC | BG |	10,5W	2700K	700mA	950 lm	92%
		A394-51-11- | WT | NT | BC | BG |	10,5W	3000K	700mA	1050 lm	92%
	DALI *	A394-51-20- | WT | NT | BC | BG |	10,5W	2700K	700mA	950 lm	92%
	DALI *	A394-51-21- | WT | NT | BC | BG |	10,5W	3000K	700mA	1050 lm	92%

220 240 V~ | IP20 | CRI>90 | L90B10 >102.000 h

MacAdam Step 3 · INCL · 2 X Ø50 · UGR <19 · 38°

* DIM PHASE CUT & OTHER DIM OPTIONS PLEASE CONSULT

FINISHING**	Lamp	Base
WT	WT	WT
NT	NT	NT
BC	BC	WT
BG	BG	WT

BASE NOT USED WITH WIRE TRIMLESS INSTALLATION

OPTIONAL ACCESSORIES

WIRE TRIMLESS Accessory

Unipolar Trimless A023-00-04- | W | N |

2 Pcs. needed

REMOTE · INCL · Ø20

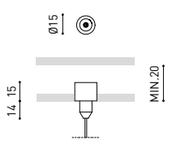

TRIMLESS TOOL D20 X D52mm A478-00-01

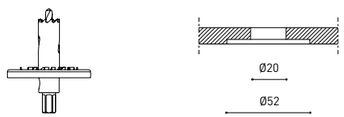

UNIPOLAR TRIMLESS

COLOUR | WT | NT | BC | BG | W | N | MATERIAL | BR | ABS +PC | RAL » 392

OTHER CCT PLEASE CONSULT | INDIRECT LIGHT PLEASE CONSULT » 370

** OTHER FINISHING COMBINATIONS PLEASE CONSULT

ART MODULAR 3

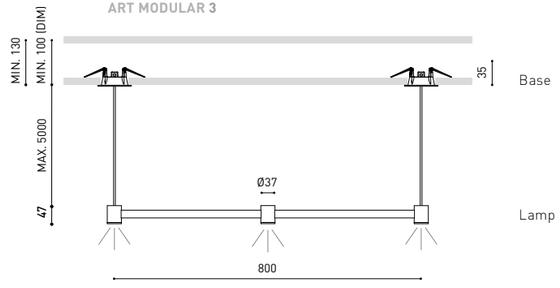

Direct & Indirect Option

ATENCIÓN

Art Modular '3' tiene una longitud de 800 mm. Las versiones preexistentes de Art miden 1000 mm de largo.

REMINDER

Art Modular '3' has a length of 800mm. The standard Art versions are 1000 mm long.

ATTENTION

Art Modular '3' a une longueur de 800 mm. Les versions préexistantes de l'ART mesurent 1000 mm de long.

ATTENZIONE

Art Modular 3 ha una lunghezza di 800mm. Le versioni precedenti dell'Art misurano 1000mm.

ACHTUNG

Art Modular '3' hat eine Länge von 800 mm. Die vorhandenen Versionen von Art sind 1000 mm lang.

ART MODULAR 4

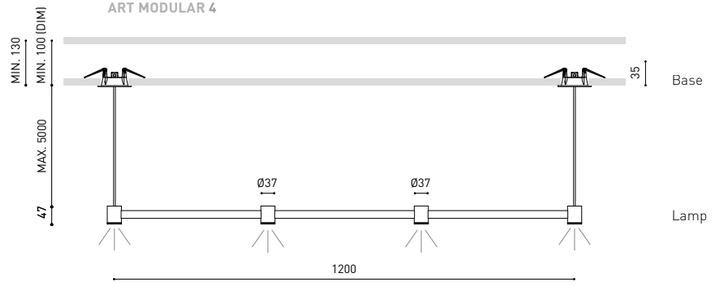

Direct & Indirect Option

ART MODULAR 5

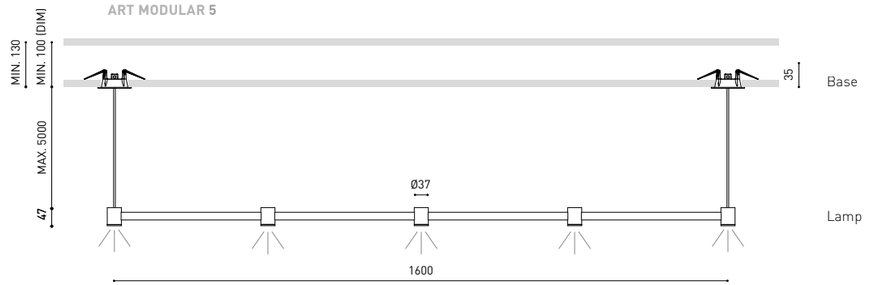

Direct & Indirect Options

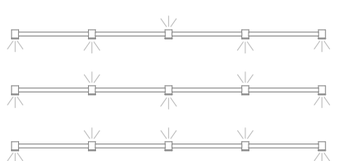



Casa Jacaranda, Valencia (Spain) | Ramón Esteve Estudio | Photo: Mariela Apollonio

LAMP-CONCEPT.CH

Art



			P	CCT	I	Flux	LOR
ART **Base**		**A342-10-10-** ○ ◎◎	6,3W	2700K	700mA	570 lm	92%
		A342-10-11- ○ ◎◎	6,3W	3000K	700mA	630 lm	92%
	DALI *	**A342-10-20-** ○ ◎◎	6,3W	2700K	700mA	570 lm	92%
	DALI *	**A342-10-21-** ○ ◎◎	6,3W	3000K	700mA	630 lm	92%

220 240 V~ | □ **IP**20 | CRI>90 | L90B10 > 102.000 h

MacAdam Step 3 | INCL | UGR <19 | 38°

* OTHER DIM OPTIONS PLEASE CONSULT



			P	CCT	I	Flux	LOR
ART **Base Direct & Indirect**		**A343-10-10-** ○ ◎◎	6,3W	2700K	700mA	570 lm	92%
		A343-10-11- ○ ◎◎	6,3W	3000K	700mA	630 lm	92%
	DALI *	**A343-10-20-** ○ ◎◎	6,3W	2700K	700mA	570 lm	92%
	DALI *	**A343-10-21-** ○ ◎◎	6,3W	3000K	700mA	630 lm	92%

220 240 V~ | □ **IP**20 | CRI>90 | L90B10 > 102.000 h

MacAdam Step 3 | INCL | UGR <19 | 38°

* OTHER DIM OPTIONS PLEASE CONSULT

COLOUR | WT □ | NT ■ | BC ■ | BG ■ | MATERIAL | AL | BR | ABS +PC | RAL ⓘ » 392

OTHER CCT PLEASE CONSULT



ART BASE

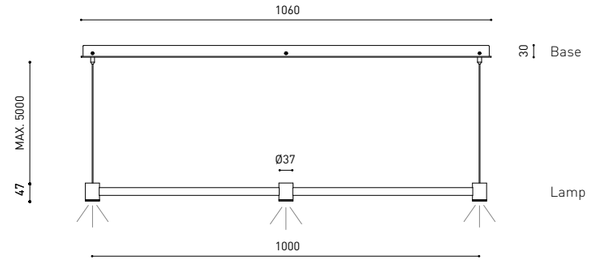

ART BASE DIRECT & INDIRECT

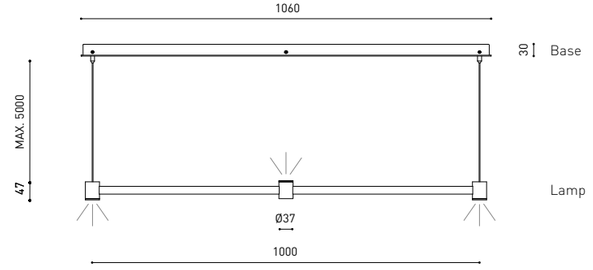

○	LAMP FINISHING**
WT	□
NT	■
BC	■
BG	■

◎◎	BASE FINISHING**
WT	□
NT	■

COLOUR | WT □ | NT ■ | BC ■ | BG ■ | MATERIAL | AL | BR | ABS +PC | RAL ⓘ » 392

** OTHER FINISHING COMBINATIONS PLEASE CONSULT



			P	CCT	I	Flux	LOR
ART Modular 3 Base		A403-31-10- | ○ | ◎ |	6,3W	2700K	700mA	570 lm	92%
		A403-31-11- | ○ | ◎ |	6,3W	3000K	700mA	630 lm	92%
	DALI *	A403-31-20- | ○ | ◎ |	6,3W	2700K	700mA	570 lm	92%
	DALI *	A403-31-21- | ○ | ◎ |	6,3W	3000K	700mA	630 lm	92%
ART Modular 4 Base		A403-41-10- | ○ | ◎ |	8,4W	2700K	700mA	760 lm	92%
		A403-41-11- | ○ | ◎ |	8,4W	3000K	700mA	840 lm	92%
	DALI *	A403-41-20- | ○ | ◎ |	8,4W	2700K	700mA	760 lm	92%
	DALI *	A403-41-21- | ○ | ◎ |	8,4W	3000K	700mA	840 lm	92%
ART Modular 5 Base		A403-51-10- | ○ | ◎ |	10,5W	2700K	700mA	950 lm	92%
		A403-51-11- | ○ | ◎ |	10,5W	3000K	700mA	1050 lm	92%
	DALI *	A403-51-20- | ○ | ◎ |	10,5W	2700K	700mA	950 lm	92%
	DALI *	A403-51-21- | ○ | ◎ |	10,5W	3000K	700mA	1050 lm	92%

220 240 V~ | IP20 | CRI>90 | L90B10 >102.000h

MacAdam Step 3 | INCL | UGR <19 | 38°

* OTHER DIM OPTIONS PLEASE CONSULT

○	LAMP FINISHING**
WT	□
NT	■
BC	■
BG	■

◎	BASE FINISHING**
WT	□
NT	■

COLOUR | WT □ | NT ■ | BC ■ | BG ■ | MATERIAL | AL | BR | ABS +PC | RAL » 392

OTHER CCT PLEASE CONSULT | INDIRECT LIGHT PLEASE CONSULT

** OTHER FINISHING COMBINATIONS PLEASE CONSULT

ART MODULAR 3 BASE

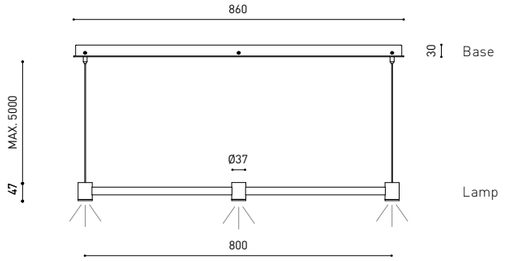

Direct & Indirect Option

ATENCIÓN
Art Modular '3' tiene una longitud de 800 mm. Las versiones preexistentes de Art miden 1000 mm de largo.

REMINDER
Art Modular '3' has a length of 800mm. The standard Art versions are 1000 mm long.

ATTENTION
Art Modular '3' a une longueur de 800 mm. Les versions préexistantes de l'ART mesurent 1000 mm de long.

ATTENZIONE
Art Modular 3 ha una lunghezza di 800mm. Le versioni precedenti dell'Art misurano 1000mm.

ACHTUNG
Art Modular '3' hat eine Länge von 800 mm. Die vorhandenen Versionen von Art sind 1000 mm lang.

ART MODULAR 4 BASE

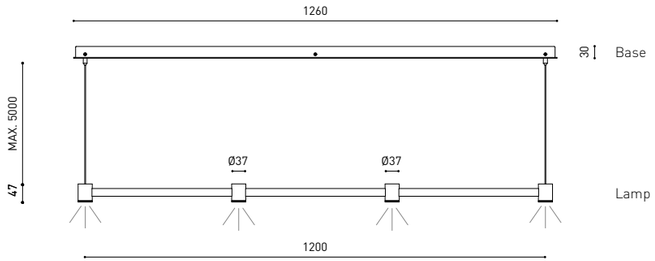

Direct & Indirect Option

ART MODULAR 5 BASE

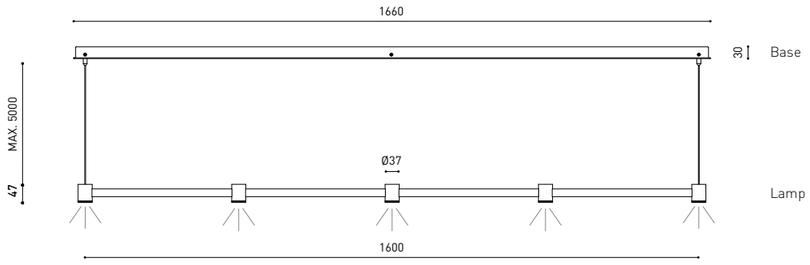

Direct & Indirect Options

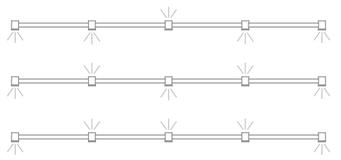



Art Chandelier

Limited Production



		P	CCT	I	Flux	LOR
ART Chandelier	A518-00- ◌◌ -0- | WT | NT | NTMG |	25,2W	2700K	700mA	2280 lm	86%
	A518-00- ◌◌ -1- | WT | NT | NTMG |	25,2W	3000K	700mA	2520 lm	86%

220 240 V~ | ☐ IP20 | CRI>90 | L90B10 >102.000h

MacAdam Step 3 · INCL · OPTIONS* · Ø50 · Ø12 · CABLE 2 m · FAST · UGR <19 · 72° 38°

		P	CCT	I	Flux	LOR
ART Chandelier Base	A518-10- ◌◌ -0- | WT | NT | NTMG |	25,2W	2700K	700mA	2280 lm	86%
	A518-10- ◌◌ -1- | WT | NT | NTMG |	25,2W	3000K	700mA	2520 lm	86%

220 240 V~ | ☐ IP20 | CRI>90 | L90B10 >102.000h

MacAdam Step 3 · INCL-REMOTE · OPTIONS* · Ø10 · CABLE 2 m · FAST · UGR <19 · 72° 38°

DRIVER MUST BE PLACED ON REMOTE

OPTIONAL ACCESSORIES

WIRE TRIMLESS Accessory

Coaxial Trimless

A023-00-03- | W | N |

REMOTE · INCL · Ø20

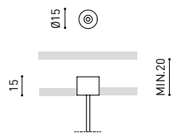

TRIMLESS TOOL D20 X D52mm

A478-00-01

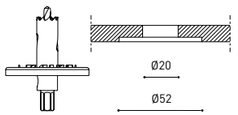

COAXIAL TRIMLESS



◌◌	*OPTIONS
1	No DIM
2	DIM DALI

OTHER DIM OPTIONS PLEASE CONSULT

FINISHING **	Lamp	Lampshade
WT	WT ☐	N ■
NT	NT ■	N ■
NTMG	NT ■	MG ■

ART CHANDELIER

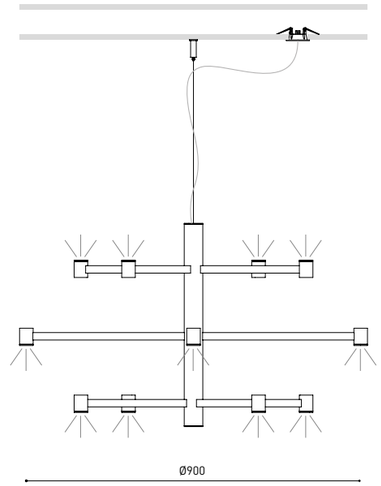

ART CHANDELIER BASE

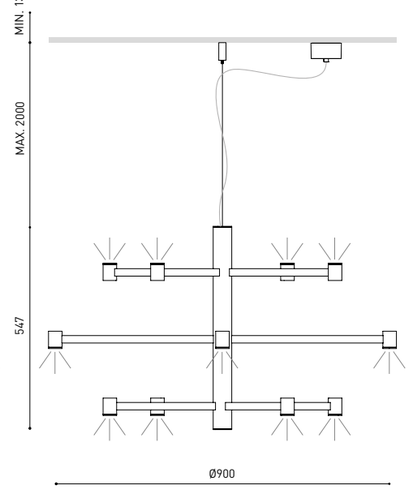

COLOUR | WT ☐ | NT ■ | NTMG ■ | N ■ | MATERIAL | BR | ABS +PC | RAL » 392

OTHER CCT PLEASE CONSULT · » 370

Warp

Geckeler Michels



		P	CCT	I	Flux	LOR
WARP **600**	**A533-00-** ⓘ **-0-** | **NT** |	5W	2700K	150mA	800 lm	54%

220 240 V~ | □ **IP**20 | CRI>90 | L90B10 >60.000 h

MacAdam Step 2 · OPTIONS* · INCL · Ø62 · 85°

		P	CCT	I	Flux	LOR
WARP **600 Base**	**A533-10-** ⓘ **-0-** | **NT** |	5W	2700K	150mA	800 lm	54%

220 240 V~ | □ **IP**20 | CRI>90 | L90B10 >60.000 h

MacAdam Step 2 · OPTIONS* · INCL · 85°



		P	CCT	I	Flux	LOR
WARP **900**	**A534-00-** ⓘ **-0-** | **NT** |	7,2W	2700K	200mA	1150 lm	63%

220 240 V~ | □ **IP**20 | CRI>90 | L90B10 >60.000 h

MacAdam Step 2 · OPTIONS* · INCL · Ø62 · 78°

		P	CCT	I	Flux	LOR
WARP **900 Base**	**A534-10-** ⓘ **-0-** | **NT** |	7,2W	2700K	200mA	1150 lm	63%

220 240 V~ | □ **IP**20 | CRI>90 | L90B10 >60.000 h

MacAdam Step 2 · OPTIONS* · INCL · 78°

ⓘ	*OPTIONS
1	No DIM
2	DIM DALI
5	DIM Phase Cut**

** NOT AVAILABLE FOR WARP BASE

COLOUR | **NT** ■ | MATERIAL | **AL/PA** | **PMMA** | RAL ⓘ » 392



SUSPENSION

OPTIONAL ACCESSORIES

WIRE TRIMLESS **Accessories**

Mains Thick Trimless

A023-00-02- | **N** |

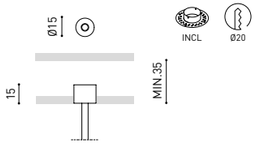

TRIMLESS TOOL **D20 X D52mm**

A478-00-01

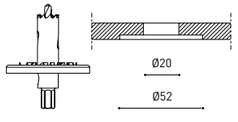

MAINS THICK TRIMLESS



WARP 600

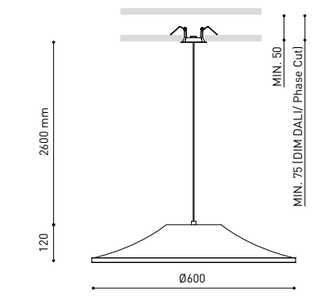

WARP 600 BASE

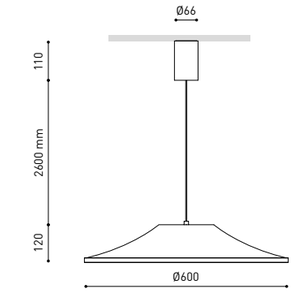

WARP 900

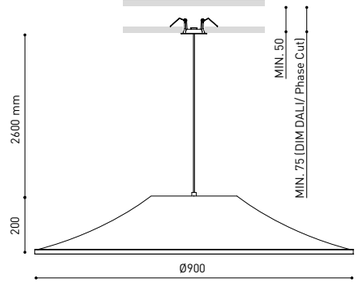

WARP 900 BASE

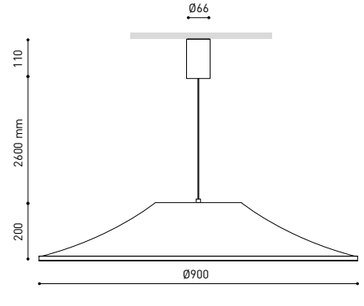


THE KINFOLK


LAMP-CONCEPT.CH

Dune

Rubén Saldaña



	CORD LENGTH - L
0	2 m
1	3 m
2	5 m

OPTIONAL ACCESSORIES

CORD **Accessory**

0223-00-00- | N |

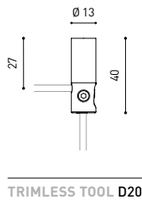

TRIMLESS TOOL **D20 X D52mm**

A478-00-01

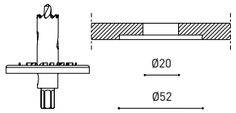

FINISHING	Lamp	Cable	Base
WT	WT □	N ■	NT ■
NT	NT ■	N ■	NT ■
PG	PG ■	N ■	NT ■
OG	OG ■	N ■	NT ■
BE	BE ■	N ■	NT ■

			P	CCT	I	Flux	LOR
DUNE **35**	PHASE CUT	**A482-0- -50- | WT | NT | PG | OG | BE |**	4W	2700K	120mA	570 lm	83%
	PHASE CUT	**A482-0- -51- | WT | NT | PG | OG | BE |**	4W	3000K	120mA	600 lm	83%
	DALI	**A482-0- -20- | WT | NT | PG | OG | BE |**	4W	2700K	120mA	570 lm	83%
	DALI	**A482-0- -21- | WT | NT | PG | OG | BE |**	4W	3000K	120mA	600 lm	83%

220 240 V~ | □ **IP**20 | CRI>90 | L90B10 >55.000 h | MacAdam Step 2 | INCL | Ø50 | 132°

			P	CCT	I	Flux	LOR
DUNE **35** Wire Trimless	PHASE CUT	**A482-2- -50- | WT | NT | PG | OG | BE |**	4W	2700K	120mA	570 lm	83%
	PHASE CUT	**A482-2- -51- | WT | NT | PG | OG | BE |**	4W	3000K	120mA	600 lm	83%
	DALI	**A482-2- -20- | WT | NT | PG | OG | BE |**	4W	2700K	120mA	570 lm	83%
	DALI	**A482-2- -21- | WT | NT | PG | OG | BE |**	4W	3000K	120mA	600 lm	83%

220 240 V~ | □ **IP**20 | CRI>90 | L90B10 >55.000 h | MacAdam Step 2 | INCL-REMOTE | INCL | Ø20 | 132°

			P	CCT	I	Flux	LOR
DUNE **35** Base	NO DIM	**A482-1- -10- | WT | NT | PG | OG | BE |**	4W	2700K	120mA	570 lm	83%
	NO DIM	**A482-1- -11- | WT | NT | PG | OG | BE |**	4W	3000K	120mA	600 lm	83%
	DALI	**A482-1- -20- | WT | NT | PG | OG | BE |**	4W	2700K	120mA	570 lm	83%
	DALI	**A482-1- -21- | WT | NT | PG | OG | BE |**	4W	3000K	120mA	600 lm	83%

220 240 V~ | □ **IP**20 | CRI>90 | L90B10 >55.000 h | MacAdam Step 2 | INCL | 132°

DUNE 35
+ CORD ACCESSORY

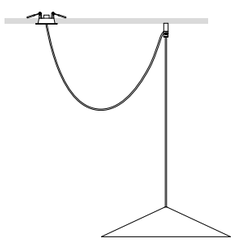

DUNE 35

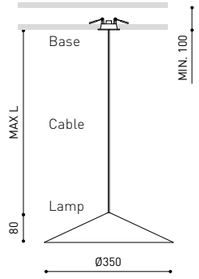

DUNE 35
WIRE TRIMLESS

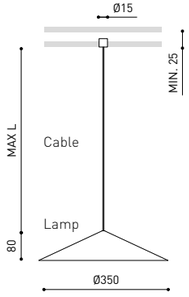

DUNE 35
BASE

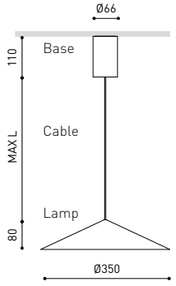

COLOUR | WT □ | NT ■ | PG ■ | OG ■ | BE ■ | N ■ | MATERIAL | AL | PC | RAL » 392

COLOURS MAY AFFECT THE LIGHTING PARAMETERS | OTHER CCT & DIM OPTIONS PLEASE CONSULT



	CORD LENGTH - L
0	2 m
1	3 m
2	5 m

OPTIONAL ACCESSORIES

CORD **Accessory**

0223-00-00- | N |

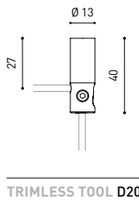

TRIMLESS TOOL **D20 X D52mm**

A478-00-01

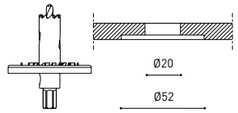

FINISHING	Lamp	Cable	Base
WT	WT □	N ■	NT ■
NT	NT ■	N ■	NT ■
PG	PG ■	N ■	NT ■
OG	OG ■	N ■	NT ■
BE	BE ■	N ■	NT ■

			P	CCT	I	Flux	LOR
DUNE **55**	PHASE CUT	**A483-0- -50- | WT | NT | PG | OG | BE |**	5W	2700K	150mA	710 lm	84%
	PHASE CUT	**A483-0- -51- | WT | NT | PG | OG | BE |**	5W	3000K	150mA	735 lm	84%
	DALI	**A483-0- -20- | WT | NT | PG | OG | BE |**	5W	2700K	150mA	710 lm	84%
	DALI	**A483-0- -21- | WT | NT | PG | OG | BE |**	5W	3000K	150mA	735 lm	84%

220 240 V~ | □ **IP**20 | CRI>90 | L90B10 >55.000 h | MacAdam Step 2 | INCL | Ø62 | 133°

			P	CCT	I	Flux	LOR
DUNE **55** Wire Trimless	PHASE CUT	**A483-2- -50- | WT | NT | PG | OG | BE |**	5W	2700K	150mA	710 lm	84%
	PHASE CUT	**A483-2- -51- | WT | NT | PG | OG | BE |**	5W	3000K	150mA	735 lm	84%
	DALI	**A483-2- -20- | WT | NT | PG | OG | BE |**	5W	2700K	150mA	710 lm	84%
	DALI	**A483-2- -21- | WT | NT | PG | OG | BE |**	5W	3000K	150mA	735 lm	84%

220 240 V~ | □ **IP**20 | CRI>90 | L90B10 >55.000 h | MacAdam Step 2 | INCL-REMOTE | INCL | Ø20 | 133°

			P	CCT	I	Flux	LOR
DUNE **55** Base	NO DIM	**A483-1- -10- | WT | NT | PG | OG | BE |**	5W	2700K	150mA	710 lm	84%
	NO DIM	**A483-1- -11- | WT | NT | PG | OG | BE |**	5W	3000K	150mA	735 lm	84%
	DALI	**A483-1- -20- | WT | NT | PG | OG | BE |**	5W	2700K	150mA	710 lm	84%
	DALI	**A483-1- -21- | WT | NT | PG | OG | BE |**	5W	3000K	150mA	735 lm	84%

220 240 V~ | □ **IP**20 | CRI>90 | L90B10 >55.000 h | MacAdam Step 2 | INCL | 133°

DUNE 55
+ CORD ACCESSORY

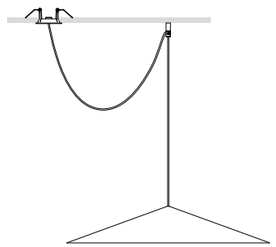

DUNE 55

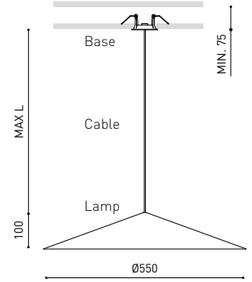

DUNE 55
WIRE TRIMLESS

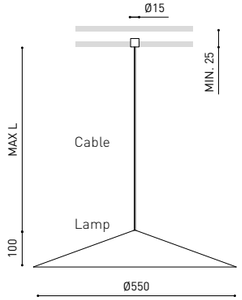

DUNE 55
BASE

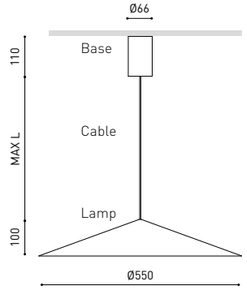

COLOUR | WT □ | NT ■ | PG ■ | OG ■ | BE ■ | N ■ | MATERIAL | AL | PC | RAL » 392

COLOURS MAY AFFECT THE LIGHTING PARAMETERS | OTHER CCT & DIM OPTIONS PLEASE CONSULT





Vivienda en el Ensanche, Valencia (Spain) | NOS Arquitectura | Photo: David Zarzoso

LAMP-CONCEPT.CH

Tray

Víctor Carrasco





			P	CCT	I	Flux	LOR
TRAY **35**		**A561-0- -10- | WT | NT |**	3,3W	2700K	300mA	350 lm	74%
	NO DIM	**A561-0- -11- | WT | NT |**	3,3W	3000K	300mA	380 lm	74%
		A561-0- -20- | WT | NT |	3,3W	2700K	300mA	350 lm	74%
	DALI	**A561-0- -21- | WT | NT |**	3,3W	3000K	300mA	380 lm	74%

220 240 V~ | **IP**20 | CRI>90 | L90B10 > 108.000 h | MacAdam Step 2 | INCL | Ø50 | 121° 29°

			P	CCT	I	Flux	LOR
TRAY **35** Wire Trimless		**A561-2- -10- | WT | NT |**	3,3W	2700K	300mA	350 lm	74%
	NO DIM	**A561-2- -11- | WT | NT |**	3,3W	3000K	300mA	380 lm	74%
		A561-2- -20- | WT | NT |	3,3W	2700K	300mA	350 lm	74%
	DALI	**A561-2- -21- | WT | NT |**	3,3W	3000K	300mA	380 lm	74%

220 240 V~ | **IP**20 | CRI>90 | L90B10 > 108.000 h | MacAdam Step 2 | INCL-REMOTE | INCL | Ø20 | 121° 29°

			P	CCT	I	Flux	LOR
TRAY **35** Base		**A561-1- -10- | WT | NT |**	3,3W	2700K	300mA	350 lm	74%
	NO DIM	**A561-1- -11- | WT | NT |**	3,3W	3000K	300mA	380 lm	74%
		A561-1- -20- | WT | NT |	3,3W	2700K	300mA	350 lm	74%
	DALI	**A561-1- -21- | WT | NT |**	3,3W	3000K	300mA	380 lm	74%

220 240 V~ | **IP**20 | CRI>90 | L90B10 > 108.000 h | MacAdam Step 2 | INCL | 121° 29°





			P	CCT	I	Flux	LOR
TRAY **55**		**A562-0- -50- | WT | NT |**	5,6W	2700K	500mA	540 lm	74%
	PHASE CUT	**A562-0- -51- | WT | NT |**	5,6W	3000K	500mA	580 lm	74%
		A562-0- -20- | WT | NT |	5,6W	2700K	500mA	540 lm	74%
	DALI	**A562-0- -21- | WT | NT |**	5,6W	3000K	500mA	580 lm	74%

220 240 V~ | **IP**20 | CRI>90 | L90B10 > 108.000 h | MacAdam Step 2 | INCL | Ø62 | 118° 29°

			P	CCT	I	Flux	LOR
TRAY **55** Wire Trimless		**A562-2- -50- | WT | NT |**	5,6W	2700K	500mA	540 lm	74%
	PHASE CUT	**A562-2- -51- | WT | NT |**	5,6W	3000K	500mA	580 lm	74%
		A562-2- -20- | WT | NT |	5,6W	2700K	500mA	540 lm	74%
	DALI	**A562-2- -21- | WT | NT |**	5,6W	3000K	500mA	580 lm	74%

220 240 V~ | **IP**20 | CRI>90 | L90B10 > 108.000 h | MacAdam Step 2 | INCL-REMOTE | INCL | Ø20 | 118° 29°

			P	CCT	I	Flux	LOR
TRAY **55** Base		**A562-1- -50- | WT | NT |**	5,6W	2700K	500mA	540 lm	74%
	PHASE CUT	**A562-1- -51- | WT | NT |**	5,6W	3000K	500mA	580 lm	74%
		A562-1- -20- | WT | NT |	5,6W	2700K	500mA	540 lm	74%
	DALI	**A562-1- -21- | WT | NT |**	5,6W	3000K	500mA	580 lm	74%

220 240 V~ | **IP**20 | CRI>90 | L90B10 > 108.000 h | MacAdam Step 2 | INCL | 118° 29°

COLOUR | **WT** □ | **NT** ■ | **RED PURPLE** | Limited Production ■ | MATERIAL | **AL** | RAL ⓘ » 392

OTHER CCT, DIM OPTIONS & FINISHING COMBINATIONS PLEASE CONSULT

	CORD LENGTH - L
0	2 m
1	3 m
2	5 m

OPTIONAL ACCESSORIES

CORD **Accessory**

0223-00-00- | N |

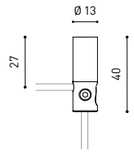

TRIMLESS TOOL **D20 X D52mm**

A478-00-01

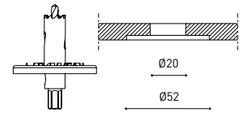

TRAY 35 + CORD ACCESSORY

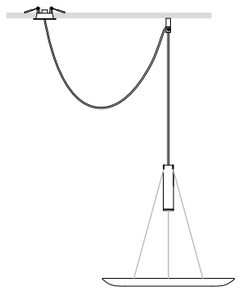

TRAY 35

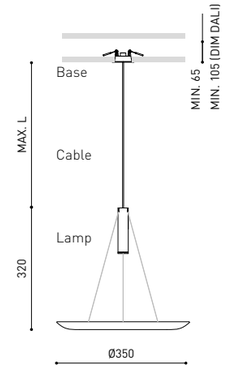

TRAY 35 WIRE TRIMLESS

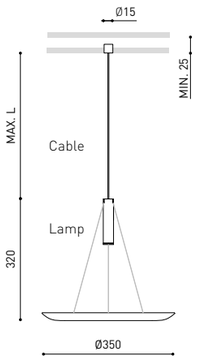

TRAY 35 BASE

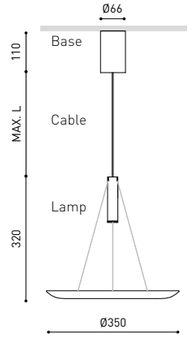

TRAY 55 + CORD ACCESSORY

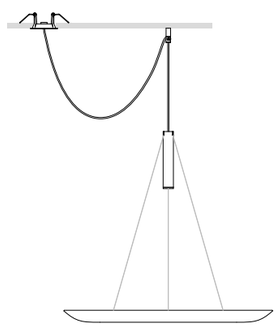

TRAY 55

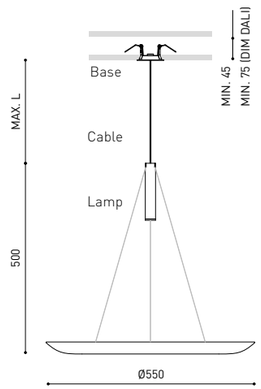

TRAY 55 WIRE TRIMLESS

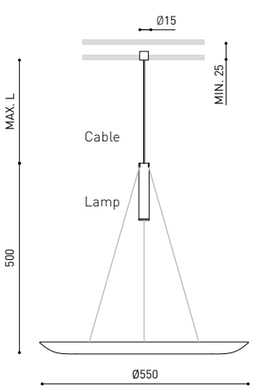

TRAY 55 BASE

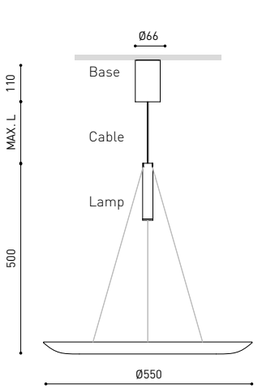

COLOUR | **WT** □ | **NT** ■ | **RED PURPLE** | Limited Production ■ | MATERIAL | **AL** | RAL ⓘ » 392

OTHER CCT, DIM OPTIONS & FINISHING COMBINATIONS PLEASE CONSULT



Limited Production

Available in Red Purple, a limited-edition color.
An exclusive proposal for singular projects.





Hey Joe

Rubén Saldaña



		P	CCT	I	Flux	LOR
HEY JOE	A535-10- ◎◎ -0- | NB | WB | PGB |	11,5W	2700K	350mA	1550 lm	44%
	A535-10- ◎◎ -1- | NB | WB | PGB |	11,5W	3000K	350mA	1600 lm	44%

220 240 V~ | ☐ IP20 | CRI>90 | L80B10 >60.000 h

MacAdam Step 2 · OPTIONS* · INCL · Ø62 · 86°

		P	CCT	I	Flux	LOR
HEY JOE Base	A535-20-50- | NB | WB | PGB |	11,5W	2700K	350mA	1550 lm	44%
	A535-20-51- | NB | WB | PGB |	11,5W	3000K	350mA	1600 lm	44%

220 240 V~ | ☐ IP20 | CRI>90 | L80B10 >60.000 h

MacAdam Step 2 · PHASE CUT · INCL · 86°

◎◎	*OPTIONS
2	DIM DALI
5	DIM Phase Cut

FINISHING **	Lamp	Cable	Base
	NB ◧	N ■	NT ■
	WB □	N ■	NT ■
	PGB ▨	N ■	NT ■

OPTIONAL ACCESSORIES

WIRE TRIMLESS **Accessories**

Mains Trimless

A023-00-01- | W | N |

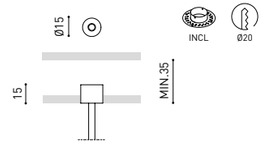

TRIMLESS TOOL **D20 X D52mm**

A478-00-01

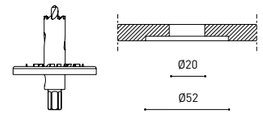





MAINS TRIMLESS



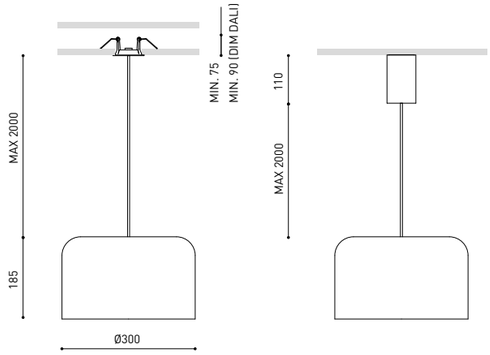

COLOUR | NB ◧ | WB □ | PGB ▨ | MATERIAL | AL | RAL ⓘ » 392

** OTHER FINISHING COMBINATIONS PLEASE CONSULT | OTHER CCT & DIM OPTIONS PLEASE CONSULT » 370

Alaska

Rubén Saldaña



			P	CCT	I	Flux	LOR
ALASKA		A425- -0-10- | N | BG |	4,5W	2700K	500mA	475 lm	30%
		A425- -0-11- | N | BG |	4,5W	3000K	500mA	500 lm	30%
	DALI *	A425- -0-20- | N | BG |	4,5W	2700K	500mA	475 lm	30%
	DALI *	A425- -0-21- | N | BG |	4,5W	3000K	500mA	500 lm	30%

220 240 V~ | IP20 | CRI>90 | L90B10 >55.000 h

MacAdam Step 2 | INCL | Ø50 | 21°

* OTHER DIM OPTIONS PLEASE CONSULT

	CORD LENGTH - L
0	2 m
2	5 m

OTHER LENGTH PLEASE CONSULT

FINISHING*	Lamp	Base
N	N ■	NT ■
BG	BG ■	NT ■

BASE NOT USED WITH WIRE TRIMLESS INSTALLATION.

OPTIONAL ACCESSORIES

TRIMLESS TOOL D20 X D52mm

A478-00-01

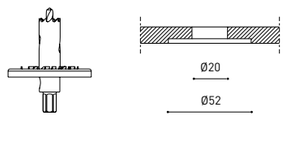

CORD Accessory

0223-00-00- | N |

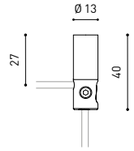

WIRE TRIMLESS Accessory

Coaxial Trimless

A023-00-03- | W | N |

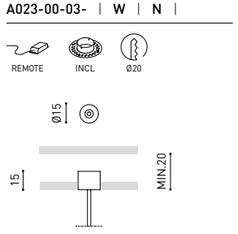

ALASKA

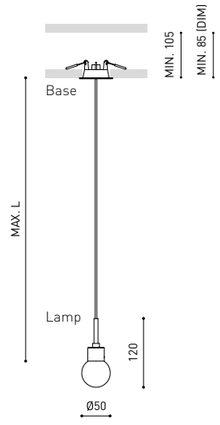

ALASKA + CORD ACCESSORY

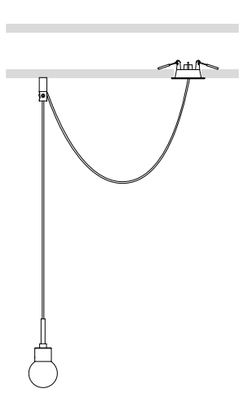



COAXIAL TRIMLESS



COLOUR | N ■ | NT ■ | BG ■ | W □ | MATERIAL | AL | OPTICAL GLASS | RAL » 392

OTHER CCT PLEASE CONSULT | * OTHER FINISHING COMBINATIONS PLEASE CONSULT » 370



			P	CCT	I	Flux	LOR
ALASKA Big		A455- -0- -0- | N | BG |	8,4W	2700K	500mA	1040 lm	36%
		A455- -0- -1- | N | BG |	8,4W	3000K	500mA	1100 lm	36%

220 240 V~ | IP20 | CRI>90 | L90B10 >60.000 h

MacAdam Step 2 | OPTIONS* | INCL | 21°

			P	CCT	I	Flux	LOR
ALASKA Big Wire Trimless		A455- -1- -0- | N | BG |	8,4W	2700K	500mA	1040 lm	36%
		A455- -1- -1- | N | BG |	8,4W	3000K	500mA	1100 lm	36%

220 240 V~ | IP20 | CRI>90 | L90B10 >60.000 h

MacAdam Step 2 | INCL | OPTIONS* | INCL-REMOTE | Ø20 | 21°

	CORD LENGTH - L
0	2 m
1	3 m
2	5 m

	OPTIONS*
2	DIM DALI
5	DIM Phase Cut

OTHER DIM OPTIONS PLEASE CONSULT

FINISHING**	Lamp	Base
N	N ■	NT ■
BG	BG ■	NT ■

OPTIONAL ACCESSORIES

TRIMLESS TOOL D20 X D52mm A478-00-01

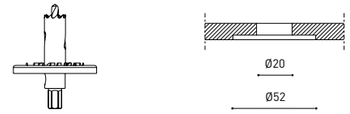

CORD Accessory 0223-00-00- | N |

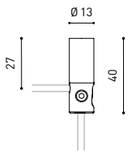

ALASKA BIG

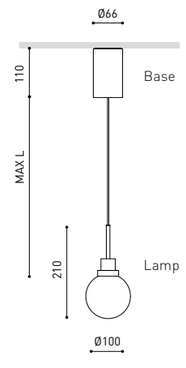

ALASKA BIG WIRE TRIMLESS

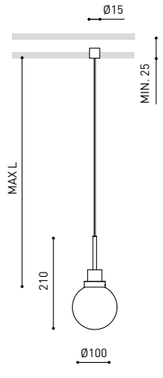



COAXIAL WIRE TRIMLESS



COLOUR | N ■ | BG ■ | NT ■ | MATERIAL | AL | OPTICAL GLASS | RAL » 392

OTHER CCT PLEASE CONSULT | ** OTHER FINISHING COMBINATIONS PLEASE CONSULT

Zenit

Rocco Este



		P	CCT	I	Flux Up	Flux Down	LOR
ZENIT	A564-00- -0- | WT | NT |	8W	2700K	200mA	610 lm	520 lm	86%
	A564-00- -1- | WT | NT |	8W	3000K	200mA	645 lm	550 lm	86%

220 240 V~ | IP20 | CRI>90 | L80B10 >55.000 h | MacAdam Step 2 | OPTIONS* | INCL | Ø50 | 101° 34°

		P	CCT	I	Flux Up	Flux Down	LOR
ZENIT Base	A565-00- -0- | WT | NT |	8W	2700K	200mA	610 lm	520 lm	86%
	A565-00- -1- | WT | NT |	8W	3000K	200mA	645 lm	550 lm	86%

220 240 V~ | IP20 | CRI>90 | L80B10 >55.000 h | MacAdam Step 2 | OPTIONS* | INCL | 101° 34°



		P	CCT	I	Flux	LOR
ZENIT Indirect	A566-00- -0- | WT | NT |	3,7W	2700K	200mA	610 lm	88%
	A566-00- -1- | WT | NT |	3,7W	3000K	200mA	645 lm	88%

220 240 V~ | IP20 | CRI>90 | L80B10 >72.000 h | MacAdam Step 2 | OPTIONS* | INCL | Ø50 | 101° 34°

		P	CCT	I	Flux	LOR
ZENIT Indirect Base	A567-00- -0- | WT | NT |	3,7W	2700K	200mA	610 lm	88%
	A567-00- -1- | WT | NT |	3,7W	3000K	200mA	645 lm	88%

220 240 V~ | IP20 | CRI>90 | L80B10 >72.000 h | MacAdam Step 2 | OPTIONS* | INCL | 101° 34°

	OPTIONS*
1	No DIM
2	DIM DALI

COLOUR | WT □ | NT ■ | MATERIAL | AL | ABS+PC | RAL » 392

COLOURS MAY AFFECT THE LIGHTING PARAMETERS » 370

OPTIONAL ACCESSORIES

CYLINDER Accessory

A564-00-00- | WT | NT | BG | CR |

** FOR CHANGING THE CYLINDER COLOUR



WT



NT



BG



CR

WIRE TRIMLESS Accessory

Coaxial Trimless

A023-00-03- | W | N |



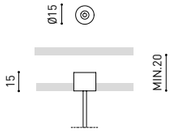

TRIMLESS TOOL Accessory

D20 X D52mm

A478-00-01

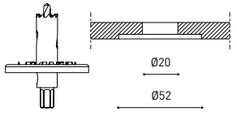

COAXIAL WIRE TRIMLESS



ZENIT

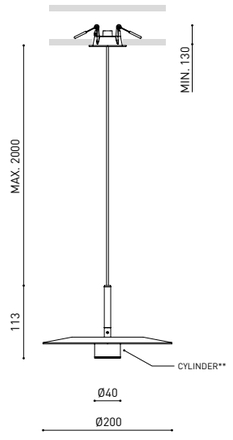

ZENIT BASE

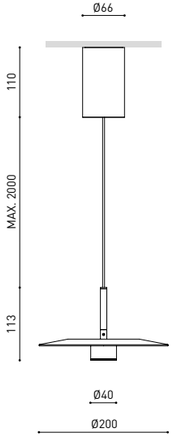

ZENIT + WIRE TRIMLESS ACCESSORY

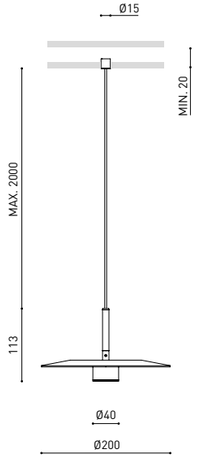

ZENIT INDIRECT

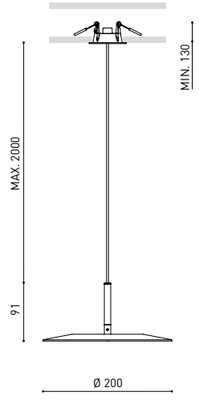

ZENIT INDIRECT BASE

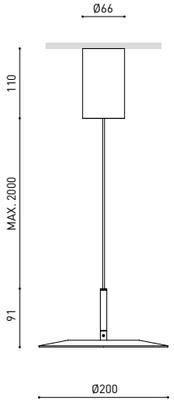

ZENIT INDIRECT + WIRE TRIMLESS ACCESSORY

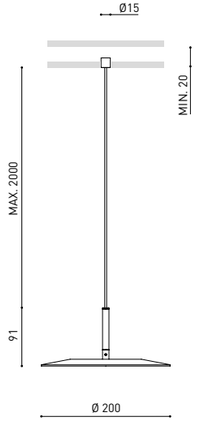

COLOUR | WT □ | NT ■ | MATERIAL | AL | ABS+PC | RAL » 392

COLOURS MAY AFFECT THE LIGHTING PARAMETERS

LAMP-CONCEPT.CH




LAMP-CONCEPT.CH

Pipe

THE INVISIBLE BLACK



		P	CCT	Beam	I	Flux	LOR
PIPE	A487- ◎ - ◎◎ -00- | WT | NT | NTMG |	6W	2700K	23°	500mA	620 lm	86%
	A487- ◎ - ◎◎ -01- | WT | NT | NTMG |	6W	3000K	23°	500mA	650 lm	86%
	A487- ◎ - ◎◎ -02- | WT | NT | NTMG |	6W	4000K	23°	500mA	690 lm	86%
	A487- ◎ - ◎◎ -10- | WT | NT | NTMG | WTW |	6W	2700K	34°	500mA	620 lm	78%
	A487- ◎ - ◎◎ -11- | WT | NT | NTMG | WTW |	6W	3000K	34°	500mA	650 lm	78%
	A487- ◎ - ◎◎ -12- | WT | NT | NTMG | WTW |	6W	4000K	34°	500mA	690 lm	78%

220 240 V~ | IP20 | CRI>90 | L80B10 >60.000 h

MacAdam Step 2 · OPTIONS* · INCL · Ø50 · 23° / 34°

		P	CCT	Beam	I	Flux	LOR
PIPE Base	A488- ◎ - ◎◎ -00- | WT | NT | NTMG |	6W	2700K	23°	500mA	620 lm	86%
	A488- ◎ - ◎◎ -01- | WT | NT | NTMG |	6W	3000K	23°	500mA	650 lm	86%
	A488- ◎ - ◎◎ -02- | WT | NT | NTMG |	6W	4000K	23°	500mA	690 lm	86%
	A488- ◎ - ◎◎ -10- | WT | NT | NTMG | WTW |	6W	2700K	34°	500mA	620 lm	78%
	A488- ◎ - ◎◎ -11- | WT | NT | NTMG | WTW |	6W	3000K	34°	500mA	650 lm	78%
	A488- ◎ - ◎◎ -12- | WT | NT | NTMG | WTW |	6W	4000K	34°	500mA	690 lm	78%

220 240 V~ | IP20 | CRI>90 | L80B10 >60.000 h

MacAdam Step 2 · OPTIONS* · INCL · 23° / 34°

OPTIONAL ACCESSORIES

CORD Accessory

0223-00-00- | W | N |

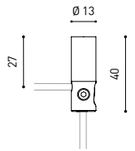

WIRE TRIMLESS Accessory

Coaxial Trimless

A023-00-03- | W | N |

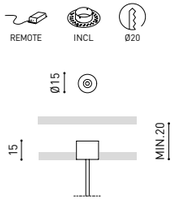

TRIMLESS TOOL D20 X D52mm

A478-00-01

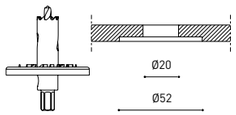

COAXIAL TRIMLESS



◎	CORD LENGTH - L
0	2 m
1	3 m
2	5 m

◎◎	*OPTIONS
2	DIM DALI
5	DIM Phase Cut

OTHER DIM OPTIONS PLEASE CONSULT

FINISHING	Lamp	Lampshade	Base
WT	WT □	N ■	WT □
NT	NT ■	N ■	NT ■
NTMG	NT ■	MG ■	NT ■
WTW	WT □	W □	WT □

BASE NOT USED WITH WIRE TRIMLESS INSTALLATION.

PIPE

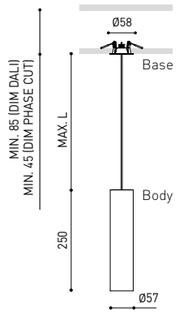

PIPE BASE

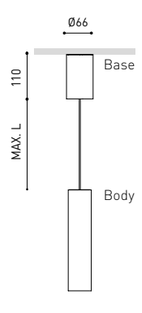

PIPE + CORD ACCESSORY

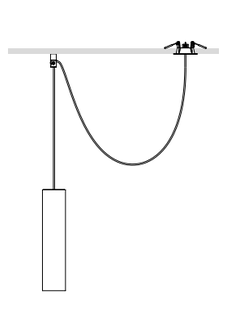

COLOUR | WT □ | NT ■ | NTMG ■■ | WTW □□ | W □ | N ■ | MATERIAL | AL | ABS+PC | RAL » 392

"THE INVISIBLE BLACK" IS ONLY AVAILABLE FOR WT, NT & NTMG COLOURS
COLOURS MAY AFFECT THE LIGHTING PARAMETERS

» 370

Scope

Extended Family / Scope Surface_125



		P	CCT	I	Flux	LOR
SCOPE 21	A261-10-00- | WW | WG | WR | NN | NG |	7W	2700K	200mA	910 lm	89%
	A261-10-01- | WW | WG | WR | NN | NG |	7W	3000K	200mA	940 lm	89%
	A261-10-02- | WW | WG | WR | NN | NG |	7W	4000K	200mA	960 lm	89%

220 240 V~ | IP20 | CRI>90 | L90B10 >55.000 h

MacAdam Step 2 · INCL · 2 m · FAST · 47°

		P	CCT	I	Flux	LOR
SCOPE 27	A261-20-00- | WW | WG | WR | NN | NG |	7W	2700K	200mA	910 lm	89%
	A261-20-01- | WW | WG | WR | NN | NG |	7W	3000K	200mA	940 lm	89%
	A261-20-02- | WW | WG | WR | NN | NG |	7W	4000K	200mA	960 lm	89%
SCOPE 35	A261-30-00- | WW | WG | WR | NN | NG |	7W	2700K	200mA	910 lm	89%
	A261-30-01- | WW | WG | WR | NN | NG |	7W	3000K	200mA	940 lm	89%
	A261-30-02- | WW | WG | WR | NN | NG |	7W	4000K	200mA	960 lm	89%

220 240 V~ | IP20 | CRI>90 | L90B10 >55.000 h

MacAdam Step 2 · PHASE CUT · INCL · 2 m · FAST · 47°

FINISHING **	Body	Lampshade	Base
WW	W □	W □	W □
WG	W □	G ■	W □
WR	W □	R ■	W □
NN	N ■	N ■	N ■
NG	N ■	G ■	N ■

OPTIONAL ACCESSORIES

WIRE TRIMLESS Accessories

FEED

Mains Trimless A023-00-01- | W | N |



FASTENING

Steel Cable Regulator Trimless

A023-00-06- | W | N |

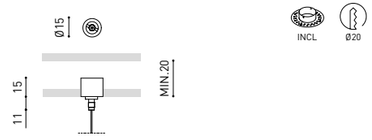

MAINS TRIMLESS



STEEL CABLE REGULATOR TRIMLESS



SCOPE 21

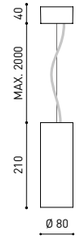

SCOPE 27

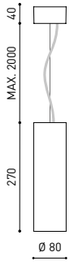

SCOPE 35

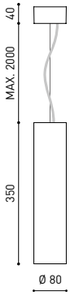

TRIMLESS TOOL D20 X D52mm A478-00-01

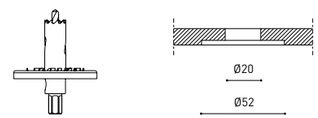

COLOUR | WW □□ | WG ■■ | WR ■■ | NN ■■ | NG ■■ | W □ | N ■ | MATERIAL | AL | PC | RAL » 392

** OTHER FINISHING COMBINATIONS PLEASE CONSULT | COLOURS MAY AFFECT THE LIGHTING PARAMETERS

Stick

Extended Family / Stick 22 24V_231 / Stick 48V_266 / Stick Fancy Shape_293

		P	CCT	Beam	I	Flux	LOR
STICK	A40- ○ - ◎ - ◎◎ -10- | WT | NT |	5,6W	2700K	18°	500mA	530 lm	84%
	A40- ○ - ◎ - ◎◎ -11- | WT | NT |	5,6W	3000K	18°	500mA	570 lm	84%
	A40- ○ - ◎ - ◎◎ -20- | WT | NT |	5,6W	2700K	31°	500mA	530 lm	82%
	A40- ○ - ◎ - ◎◎ -21- | WT | NT |	5,6W	3000K	31°	500mA	570 lm	82%
	A40- ○ - ◎ - ◎◎ -30- | WT | NT |	5,6W	2700K	42°	500mA	530 lm	84%
	A40- ○ - ◎ - ◎◎ -31- | WT | NT |	5,6W	3000K	42°	500mA	570 lm	84%

220 240 V~ | IP20 | CRI>90 | L90B10 > 108.000 h

MacAdam Step 2 | OPTIONS* | INCL | Ø50 | 18° / 31° / 42°

		P	CCT	Beam	I	Flux	LOR
STICK Base	A50- ○ - ◎ - ◎◎ -10- | WT | NT |	5,6W	2700K	18°	500mA	530 lm	84%
	A50- ○ - ◎ - ◎◎ -11- | WT | NT |	5,6W	3000K	18°	500mA	570 lm	84%
	A50- ○ - ◎ - ◎◎ -20- | WT | NT |	5,6W	2700K	31°	500mA	530 lm	82%
	A50- ○ - ◎ - ◎◎ -21- | WT | NT |	5,6W	3000K	31°	500mA	570 lm	82%
	A50- ○ - ◎ - ◎◎ -30- | WT | NT |	5,6W	2700K	42°	500mA	530 lm	84%
	A50- ○ - ◎ - ◎◎ -31- | WT | NT |	5,6W	3000K	42°	500mA	570 lm	84%

220 240 V~ | IP20 | CRI>90 | L90B10 > 108.000 h

MacAdam Step 2 | OPTIONS* | INCL | 18° / 31° / 42°

OPTIONAL ACCESSORIES

CORD Accessory

0223-00-00- | N |

WIRE TRIMLESS Accessory

Coaxial Trimless

A023-00-03- | W | N |



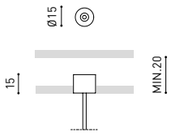

TRIMLESS TOOL D20 X D52mm

A478-00-01

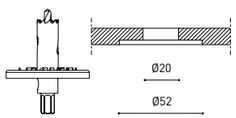

COAXIAL TRIMLESS



○ STICK LENGTH

4	STICK 22	220 mm
5	STICK 44	440 mm
6	STICK 66	660 mm

◎◎ CORD LENGTH-L

0	2 m
2	5 m

◎◎ OPTIONS*

2	DIM DALI
5	DIM Phase Cut

OTHER DIM OPTIONS PLEASE CONSULT

STICK 22 | STICK 44 | STICK 66 | STICK BASE | STICK + CORD ACCESSORY

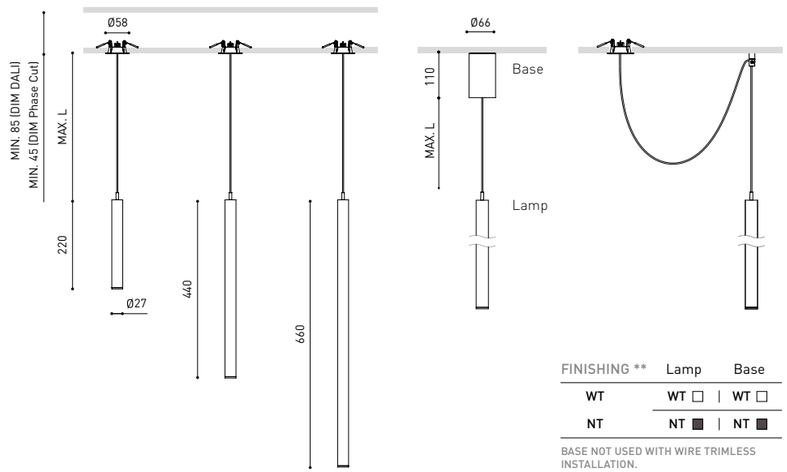

FINISHING **	Lamp	Base
WT	WT □	WT □
NT	NT ■	NT ■

BASE NOT USED WITH WIRE TRIMLESS INSTALLATION.

COLOUR | WT □ | NT ■ | W □ | N ■ | MATERIAL | AL | ABS+PC | RAL » 392

» 370

Holly

Extended Family / Holly 48V_267 / Holly Fancy Shape_299

		P	CCT	Beam	I	Flux	LOR
HOLLY	A281- ◎◎ -0-00- | WT | NT |	2,1W	2700K	19°	700mA	190 lm	90%
	A281- ◎◎ -0-01- | WT | NT |	2,1W	3000K	19°	700mA	210 lm	90%
	A281- ◎◎ -0-10- | WT | NT |	2,1W	2700K	38°	700mA	190 lm	92%
	A281- ◎◎ -0-11- | WT | NT |	2,1W	3000K	38°	700mA	210 lm	92 %

220 240 V~ | IP20 | CRI>90 | L90B10 > 102.000 h

MacAdam Step 3 | OPTIONS* | INCL | Ø50 | 19° / 38°

		P	CCT	Beam	I	Flux	LOR
HOLLY Base	A531- ◎◎ -0-00- | WT | NT |	2,1W	2700K	19°	700mA	190 lm	90%
	A531- ◎◎ -0-01- | WT | NT |	2,1W	3000K	19°	700mA	210 lm	90%
	A531- ◎◎ -0-10- | WT | NT |	2,1W	2700K	38°	700mA	190 lm	92%
	A531- ◎◎ -0-11- | WT | NT |	2,1W	3000K	38°	700mA	210 lm	92 %

220 240 V~ | IP20 | CRI>90 | L90B10 > 102.000 h

MacAdam Step 3 | OPTIONS* | INCL | 19° / 38°

OPTIONAL ACCESSORIES

CORD Accessory

0223-00-00- | W | N |

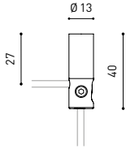

WIRE TRIMLESS Accessory

Coaxial Trimless

A023-00-03- | W | N |



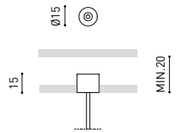

TRIMLESS TOOL D20 X D52mm

A478-00-01

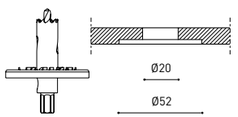

COAXIAL TRIMLESS



◎◎	CORD LENGTH - L
0	2 m
1	3 m
2	5 m

FINISHING **	Lamp	Base
WT	WT □	WT □
NT	NT ■	NT ■

BASE NOT USED WITH WIRE TRIMLESS INSTALLATION.

HOLLY*** | HOLLY BASE | HOLLY + CORD ACCESSORY

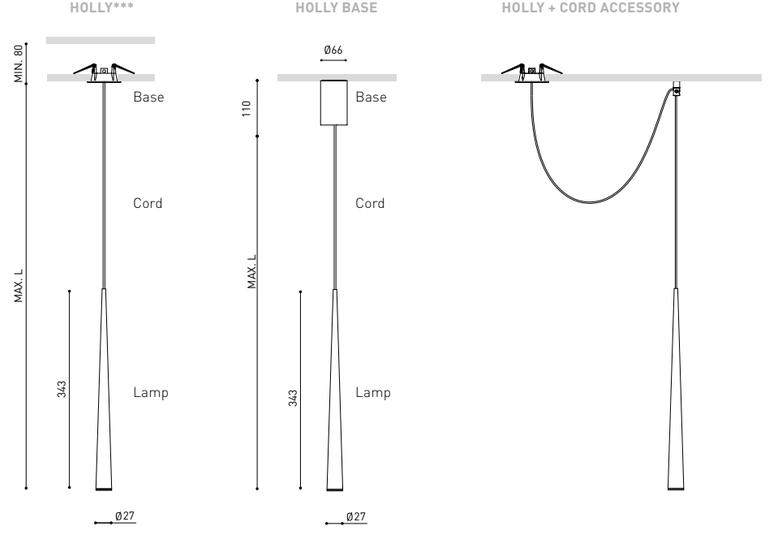

COLOUR | WT □ | NT ■ | W □ | N ■ | MATERIAL | AL | PC | RAL » 392

* OTHER DIM OPTIONS PLEASE CONSULT | **OTHER FINISHING COMBINATIONS PLEASE CONSULT

*** SUGGESTED FOR WIRE TRIMLESS INSTALLATION

» 370

Spin

Rubén Saldaña

Extended Family / Spin 48V_268 / Spin Fancy Shape_298



		P	CCT	Beam	I	Flux	LOR
SPIN	A222- ◎ - ◎◎ **-00-** | **WT** | **NT** |	6,5W	2700K	24°	700mA	600 lm	86%
	A222- ◎ - ◎◎ **-01-** | **WT** | **NT** |	6,5W	3000K	24°	700mA	630 lm	86%
	A222- ◎ - ◎◎ **-02-** | **WT** | **NT** |	6,5W	4000K	24°	700mA	680 lm	86%
	A222- ◎ - ◎◎ **-10-** | **WT** | **NT** |	6,5W	2700K	40°	700mA	600 lm	84%
	A222- ◎ - ◎◎ **-11-** | **WT** | **NT** |	6,5W	3000K	40°	700mA	630 lm	84%
	A222- ◎ - ◎◎ **-12-** | **WT** | **NT** |	6,5W	4000K	40°	700mA	680 lm	84%

220 240 V~ | **IP**20 | CRI>90 | L90B10 >60.000h | MacAdam Step 2 | OPTIONS* | INCL | Ø50 | 24° / 40°

		P	CCT	Beam	I	Flux	LOR
SPIN **Base**	A221- ◎ - ◎◎ **-00-** | **WT** | **NT** |	6,5W	2700K	24°	700mA	600 lm	86%
	A221- ◎ - ◎◎ **-01-** | **WT** | **NT** |	6,5W	3000K	24°	700mA	630 lm	86%
	A221- ◎ - ◎◎ **-02-** | **WT** | **NT** |	6,5W	4000K	24°	700mA	680 lm	86%
	A221- ◎ - ◎◎ **-10-** | **WT** | **NT** |	6,5W	2700K	40°	700mA	600 lm	84%
	A221- ◎ - ◎◎ **-11-** | **WT** | **NT** |	6,5W	3000K	40°	700mA	630 lm	84%
	A221- ◎ - ◎◎ **-12-** | **WT** | **NT** |	6,5W	4000K	40°	700mA	680 lm	84%

220 240 V~ | **IP**20 | CRI>90 | L90B10 >60.000h | MacAdam Step 2 | OPTIONS* | INCL | 24° / 40°

OPTIONAL ACCESSORIES

CORD Accessory

0223-00-00- | **W** | **N** |

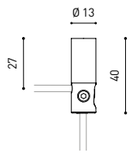

WIRE TRIMLESS Accessory

Coaxial Trimless

A023-00-03- | **W** | **N** |

REMOTE | INCL | Ø20

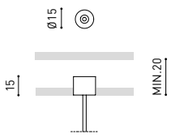

TRIMLESS TOOL D20 X D52mm

A478-00-01

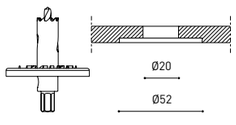

COAXIAL TRIMLESS

◎	CORD LENGTH - L
0	2 m
1	3 m
2	5 m

◎◎	OPTIONS*
2	DIM Phase Cut
3	DIM DALI

OTHER DIM OPTIONS PLEASE CONSULT

FINISHING **	Lamp	Base
WT	WT □	WT □
NT	NT ■	NT ■

BASE NOT USED WITH WIRE TRIMLESS INSTALLATION.

SPIN***

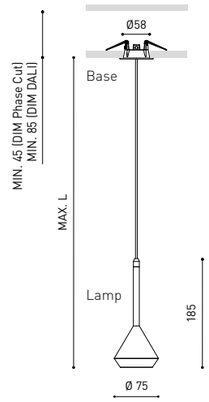

SPIN BASE

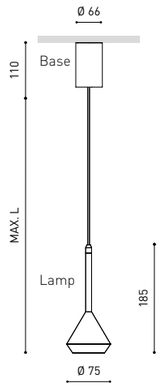

SPIN + CORD ACCESSORY

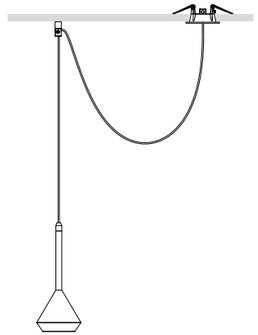

COLOUR | WT □ | NT ■ | W □ | N ■ | MATERIAL | AL | PMMA | RAL » 392

** OTHER FINISHING COMBINATIONS PLEASE CONSULT | *** SUGGESTED FOR WIRE TRIMLESS INSTALLATION » 370

Vola Suspension

Extended Family / Vola_132



		P	CCT	I	Flux	LOR
VOLA **Suspension**	A442-00- ◎ **-0-** | **WT** | **NT** |	19W	2700K	500mA	3080 lm	80%
	A442-00- ◎ **-1-** | **WT** | **NT** |	19W	3000K	500mA	3160 lm	80%
	A442-00- ◎ **-2-** | **WT** | **NT** |	19W	4000K	500mA	3320 lm	80%

220 240 V~ | **IP**20 | **IK**10 | CRI>90 | L80B10 >60.000h | MacAdam Step 2 | OPTIONS* | INCL | CABLE 2 m | FAST | 119°

◎	*OPTIONS
1	No DIM
2	DIM DALI
3	DIM Push
5	DIM Phase Cut

OTHER DIM OPTIONS PLEASE CONSULT

MAINS TRIMLESS



MAINS THICK TRIMLESS

STEEL CABLE TRIMLESS

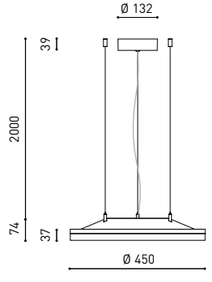

OPTIONAL ACCESSORIES

WIRE TRIMLESS Accessories

FEED

Mains Trimless — NO DIM

A023-00-01- | **W** | **N** |

Mains Thick Trimless — DIM

A023-00-02- | **W** | **N** |

FASTENING

Steel Cable Trimless

A023-00-05- | **W** | **N** | 3 Pcs. needed



TRIMLESS TOOL D20 X D52mm **A478-00-01**

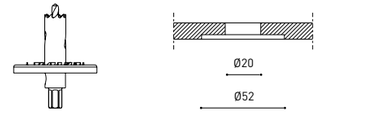

COLOUR | WT □ | NT ■ | W □ | N ■ | MATERIAL | AL | PC | RAL » 392

Salt



			P	CCT	I	Flux	LOR
SALT Mini	A280-00-10-	WW | WG | WR | NW | NG | NR |	10W	2700K	700mA	1300 lm	67%
	A280-00-11-	WW | WG | WR | NW | NG | NR |	10W	3000K	700mA	1400 lm	67%
	A280-00-12-	WW | WG | WR | NW | NG | NR |	10W	4000K	700mA	1425 lm	67%

220 240 V~ | IP20 | CRI>90 | L80B10 >60.000 h

MacAdam Step 2 · PHASE CUT · INCL · 2 m · FAST · 80°


WW

NW


WG


NG

WR

NR

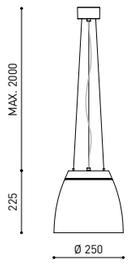

MAINS TRIMLESS



STEEL CABLE TRIMLESS

OPTIONAL ACCESSORIES

WIRE TRIMLESS Accessories

FEED

Mains Trimless	A023-00-01- | W | N	INCL · Ø20

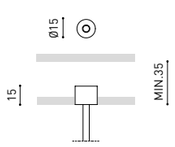

FASTENING

Steel Cable Trimless	A023-00-05- | W | N	3 Pcs. needed · INCL · Ø20

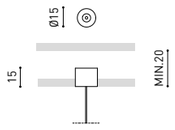

TRIMLESS TOOL D20 X D52mm	A478-00-01

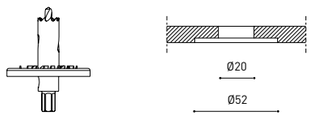

COLOUR | WW | WG | WR | NW | NG | NR | MATERIAL | AL | PMMA | RAL » 392

COLOUR | W | N | COLOURS MAY AFFECT THE LIGHTING PARAMETERS » 370



			P	CCT	I	Flux	LOR
SALT 3	A220-03- 1 -0-	WW | WG | WR | NW | NG | NR |	22W	2700K	700mA	2800 lm	79%
	A220-03- 1 -1-	WW | WG | WR | NW | NG | NR |	22W	3000K	700mA	3025 lm	79%
	A220-03- 1 -2-	WW | WG | WR | NW | NG | NR |	22W	4000K	700mA	3075 lm	79%
SALT 4	A220-04- ⓘ -1-	WW | WG | WR | NW | NG | NR |	27W	3000K	700mA	4100 lm	79%
	A220-04- ⓘ -2-	WW | WG | WR | NW | NG | NR |	27W	4000K	700mA	4175 lm	79%
SALT 5	A220-05- ⓘ -1-	WW | WG | WR | NW | NG | NR |	35W	3000K	900mA	5125 lm	79%
	A220-05- ⓘ -2-	WW | WG | WR | NW | NG | NR |	35W	4000K	900mA	5225 lm	79%
SALT 6	A220-06- ⓘ -1-	WW | WG | WR | NW | NG | NR |	47,5W	3000K	1200mA	6550 lm	79%
	A220-06- ⓘ -2-	WW | WG | WR | NW | NG | NR |	47,5W	4000K	1200mA	6650 lm	79%

220 240 V~ | IP20 | CRI>90 | L80B10 >60.000 h

MacAdam Step 2 · OPTIONS* · INCL · 2 m · FAST · 77°

ⓘ	*OPTIONS
2	DIM Push
4	DIM DALI

DIM PHASE CUT & OTHER DIM OPTIONS PLEASE CONSULT

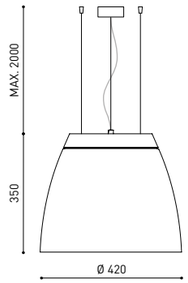

MAINS THICK TRIMLESS



OPTIONAL ACCESSORIES

WIRE TRIMLESS Accessories

FEED

Mains Trimless	A023-00-01- | W | N	NO DIM
Mains Thick Trimless	A023-00-02- | W | N	DIM · INCL · Ø20

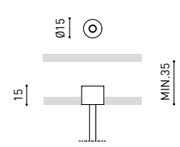

FASTENING

Steel Cable Trimless	A023-00-05- | W | N	3 Pcs. needed · INCL · Ø20

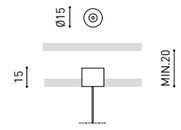

TRIMLESS TOOL D20 X D52mm	A478-00-01

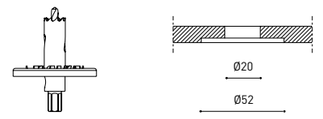

COLOUR | WW | WG | WR | NW | NG | NR | MATERIAL | AL | PMMA | RAL » 392

COLOUR | W | N | COLOURS MAY AFFECT THE LIGHTING PARAMETERS » 370



Showoffice LECO, Valencia (Spain) | LECO Architects | Photo: David Zarzoso

Black Foster Suspension

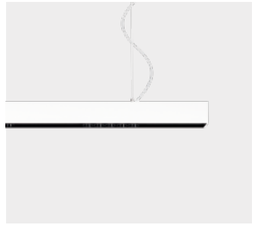

		P	CCT	I	Flux
BLACK FOSTER Suspension 1200	A321-1- ○ - ◎◎ -0- | WT | NT | WTMG | NTMG |	21W	2700K	700mA	1900 lm
	A321-1- ○ - ◎◎ -1- | WT | NT | WTMG | NTMG |	21W	3000K	700mA	2100 lm
	A321-1- ○ - ◎◎ -3- | WT | NT | WTMG | NTMG |	21W	3500K	700mA	2300 lm
	A321-1- ○ - ◎◎ -2- | WT | NT | WTMG | NTMG |	21W	4000K	700mA	2500 lm
BLACK FOSTER Suspension 1600	A321-2- ○ - ◎◎ -0- | WT | NT | WTMG | NTMG |	31,5W	2700K	700mA	2850 lm
	A321-2- ○ - ◎◎ -1- | WT | NT | WTMG | NTMG |	31,5W	3000K	700mA	3150 lm
	A321-2- ○ - ◎◎ -3- | WT | NT | WTMG | NTMG |	31,5W	3500K	700mA	3450 lm
	A321-2- ○ - ◎◎ -2- | WT | NT | WTMG | NTMG |	31,5W	3500K	700mA	3750 lm

220 240 V~ | IP20 | CRI>90 | L90B10 >102.000 h

MacAdam Step 3 · INCL · OPTIONS* · CABLE 2 m · FAST · UGR <19 · 38° / 19°

○	BEAM	LOR
0	38°	92%
1	19°	90%

◎◎	*OPTIONS
1	No DIM
2	DIM DALI
3	DIM Push
5	DIM On Board

FINISHING**	Exterior	Lampshade
NT	NT ■	N ■
WT	WT □	N ■
WTMG	WT □	MG ■
NTMG	NT ■	MG ■

**Interior always NT.

OPTIONAL ACCESSORIES

WIRE TRIMLESS Accessories

FEED

Mains Trimless — NO DIM · On Board
A023-00-01- | W | N |

Mains Thick Trimless — DALI | Push
A023-00-02- | W | N |

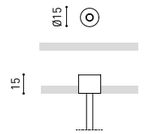

INCL · Ø20

FASTENING

Steel Cable Trimless
A023-00-05- | W | N | 2 Pcs. needed

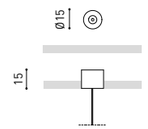

INCL · Ø20

TRIMLESS TOOL D20 X D52mm — A478-00-01

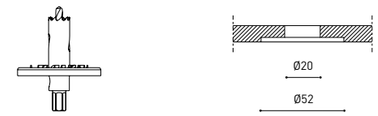

MAINS TRIMLESS



MAINS THICK TRIMLESS

STEEL CABLE TRIMLESS

BLACK FOSTER SUSPENSION 1200

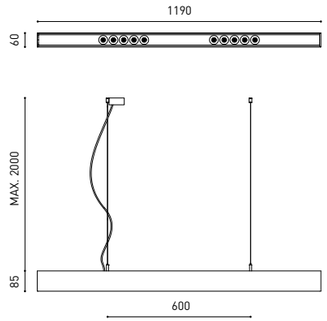

BLACK FOSTER SUSPENSION 1600

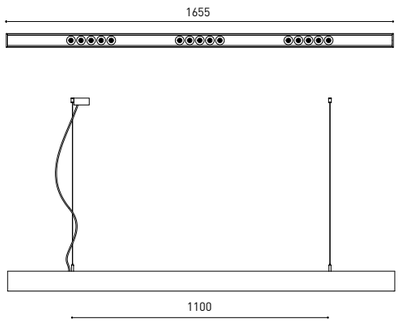

COLOUR | WT □ | NT ■ | WTMG □■ | NTMG ■■ | W □ | N ■ | MATERIAL | AL | ABS+PC | RAL » 392

TO ACHIEVE A HOMOGENEOUS LIGHT DISTRIBUTION, A DISTANCE OF 80 CM BETWEEN THE LUMINAIRE AND THE WORK SURFACE IS RECOMMENDED.

» 370

Fifty + Suspension



	*OPTIONS
1	No DIM
2	DIM DALI
3	DIM Push

		P	CCT	I	Flux	LOR	L
FIFTY + Suspension 100	A446-01- ◎ -1- | WT | NT |	15,4W	3000K	700mA	2280 lm	70%	1010mm
	A446-01- ◎ -2- | WT | NT |	15,4W	4000K	700mA	2400 lm	70%	1010mm
FIFTY + Suspension 150	A446-02- ◎ -1- | WT | NT |	23,1W	3000K	700mA	3420 lm	70%	1510mm
	A446-02- ◎ -2- | WT | NT |	23,1W	4000K	700mA	3600 lm	70%	1510mm
FIFTY + Suspension 200	A446-03- ◎ -1- | WT | NT |	30,8W	3000K	700mA	4560 lm	70%	2010mm
	A446-03- ◎ -2- | WT | NT |	30,8W	4000K	700mA	4800 lm	70%	2010mm
FIFTY + Suspension 300	A446-04- ◎ -1- | WT | NT |	46,2W	3000K	700mA	6840 lm	70%	3010mm
	A446-04- ◎ -2- | WT | NT |	46,2W	4000K	700mA	7200 lm	70%	3010mm
FIFTY + HO Suspension 100	A446-11- ◎ -1- | WT | NT |	23,6W	3000K	1050mA	3260 lm	70%	1010mm
	A446-11- ◎ -2- | WT | NT |	23,6W	4000K	1050mA	3440 lm	70%	1010mm
FIFTY + HO Suspension 150	A446-12- ◎ -1- | WT | NT |	35,4W	3000K	1050mA	4890 lm	70%	1510mm
	A446-12- ◎ -2- | WT | NT |	35,4W	4000K	1050mA	5160 lm	70%	1510mm
FIFTY + HO Suspension 200	A446-13- ◎ -1- | WT | NT |	47,2W	3000K	1050mA	6520 lm	70%	2010mm
	A446-13- ◎ -2- | WT | NT |	47,2W	4000K	1050mA	6880 lm	70%	2010mm
FIFTY + HO Suspension 300	A446-14- ◎ -1- | WT | NT |	70,8W	3000K	1050mA	9780 lm	70%	3010mm
	A446-14- ◎ -2- | WT | NT |	70,8W	4000K	1050mA	10320 lm	70%	3010mm

220 240 V~ | IP20 | CRI>90 | L80B10 >60.000 h

MacAdam Step 2 · OPTIONS* · 2 m CABLE · FAST · INCL | DIFFUSER · INCL · 104°

OPTIONAL ACCESSORIES

WIRE TRIMLESS Accessories

FEED

Mains Trimless — NO DIM
A023-00-01- | W | N |

Mains Thick Trimless — DALI | Push
A023-00-02- | W | N |

FASTENING

Steel Cable Trimless** — 2 Pcs. needed
A023-00-05- | W | N |

MAINS TRIMLESS



MAINS THICK TRIMLESS



STEEL CABLE TRIMLESS



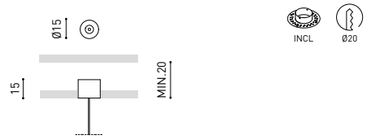

TRIMLESS TOOL D20 X D52mm — A478-00-01



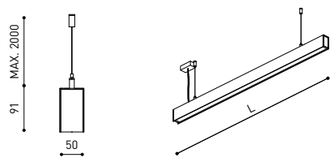

COLOUR | WT □ | NT ■ | W □ | N ■ | MATERIAL | AL | PC | RAL ⓘ » 392

** AS MANY PIECES AS NEEDED ACCORDING TO YOUR PRODUCT

» 370



	*OPTIONS
1	No DIM
2	DIM DALI
3	DIM Push

		P	CCT	I	Flux	LOR	L
FIFTY + UGR Suspension 100	A446-21- ◎ -1- | WT | NT |	15,4W	3000K	700mA	2280 lm	47%	1010mm
	A446-21- ◎ -2- | WT | NT |	15,4W	4000K	700mA	2400 lm	47%	1010mm
FIFTY + UGR Suspension 150	A446-22- ◎ -1- | WT | NT |	23,1W	3000K	700mA	3420 lm	47%	1510mm
	A446-22- ◎ -2- | WT | NT |	23,1W	4000K	700mA	3600 lm	47%	1510mm
FIFTY + UGR Suspension 200	A446-23- ◎ -1- | WT | NT |	30,8W	3000K	700mA	4560 lm	47%	2010mm
	A446-23- ◎ -2- | WT | NT |	30,8W	4000K	700mA	4800 lm	47%	2010mm
FIFTY + UGR Suspension 300	A446-24- ◎ -1- | WT | NT |	46,2W	3000K	700mA	6840 lm	47%	3010mm
	A446-24- ◎ -2- | WT | NT |	46,2W	4000K	700mA	7200 lm	47%	3010mm
FIFTY + UGR HO Suspension 100	A446-31- ◎ -1- | WT | NT |	23,6W	3000K	1050mA	3260 lm	47%	1010mm
	A446-31- ◎ -2- | WT | NT |	23,6W	4000K	1050mA	3440 lm	47%	1010mm
FIFTY + UGR HO Suspension 150	A446-32- ◎ -1- | WT | NT |	35,4W	3000K	1050mA	4890 lm	47%	1510mm
	A446-32- ◎ -2- | WT | NT |	35,4W	4000K	1050mA	5160 lm	47%	1510mm
FIFTY + UGR HO Suspension 200	A446-33- ◎ -1- | WT | NT |	47,2W	3000K	1050mA	6520 lm	47%	2010mm
	A446-33- ◎ -2- | WT | NT |	47,2W	4000K	1050mA	6880 lm	47%	2010mm
FIFTY + UGR HO Suspension 300	A446-34- ◎ -1- | WT | NT |	70,8W	3000K	1050mA	9780 lm	47%	3010mm
	A446-34- ◎ -2- | WT | NT |	70,8W	4000K	1050mA	10320 lm	47%	3010mm

220 240 V~ | IP20 | CRI>90 | L80B10 >60.000 h

MacAdam Step 2 · OPTIONS* · 2 m CABLE · FAST · INCL | UGR DIFFUSER · INCL · UGR <19 · 62°

OPTIONAL ACCESSORIES

WIRE TRIMLESS Accessories

FEED

Mains Trimless — NO DIM
A023-00-01- | W | N |

Mains Thick Trimless — DALI | Push
A023-00-02- | W | N |

FASTENING

Steel Cable Trimless** — 2 Pcs. needed
A023-00-05- | W | N |

MAINS TRIMLESS



MAINS THICK TRIMLESS

STEEL CABLE TRIMLESS





TRIMLESS TOOL D20 X D52mm — A478-00-01



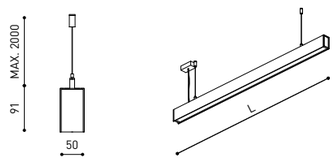

COLOUR | WT □ | NT ■ | W □ | N ■ | MATERIAL | AL | PC | RAL ⓘ » 392

** AS MANY PIECES AS NEEDED ACCORDING TO YOUR PRODUCT

» 370

Line Suspension



		P	CCT	I	Flux	LOR
LINE **Suspension 1500**	**A436-10-** ⓪ **-0- | WT | NT |**	31,5W	2700K	1050mA	4500 lm	61%
	A436-10- ⓪ **-1- | WT | NT |**	31,5W	3000K	1050mA	4800 lm	61%
	A436-10- ⓪ **-2- | WT | NT |**	31,5W	4000K	1050mA	4950 lm	61%
LINE **Suspension 2000**	**A436-20-** ⓪ **-0- | WT | NT |**	42W	2700K	1400mA	6000 lm	61%
	A436-20- ⓪ **-1- | WT | NT |**	42W	3000K	1400mA	6400 lm	61%
	A436-20- ⓪ **-2- | WT | NT |**	42W	4000K	1400mA	6600 lm	61%

220 240 V~ | **IP**20 | CRI>90 | L80B10 >60.000 h

MacAdam Step 2 · INCL · OPTIONS* · 2 m CABLE · FAST · Ø62 · 100°

		P	CCT	I	Flux	LOR
LINE **Suspension 1500 Base**	**A436-11-** ⓪ **-0- | WT | NT |**	31,5W	2700K	1050mA	4500 lm	61%
	A436-11- ⓪ **-1- | WT | NT |**	31,5W	3000K	1050mA	4800 lm	61%
	A436-11- ⓪ **-2- | WT | NT |**	31,5W	4000K	1050mA	4950 lm	61%
LINE **Suspension 2000 Base**	**A436-21-** ⓪ **-0- | WT | NT |**	42W	2700K	1400mA	6000 lm	61%
	A436-21- ⓪ **-1- | WT | NT |**	42W	3000K	1400mA	6400 lm	61%
	A436-21- ⓪ **-2- | WT | NT |**	42W	4000K	1400mA	6600 lm	61%

220 240 V~ | **IP**20 | CRI>90 | L80B10 >60.000 h

MacAdam Step 2 · INCL · OPTIONS* · 2 m CABLE · FAST · 100°



		P	CCT	I	Flux Up	Flux Down	LOR
LINE **Suspension Direct & Indirect 1500**	**A437-10-** ⓪ **-0- | WT | NT |**	35W	2700K	1200mA	2100 lm	3120 lm	61%
	A437-10- ⓪ **-1- | WT | NT |**	35W	3000K	1200mA	2140 lm	3210 lm	61%
	A437-10- ⓪ **-2- | WT | NT |**	35W	4000K	1200mA	2250 lm	3360 lm	61%
LINE **Suspension Direct & Indirect 2000**	**A437-20-** ⓪ **-0- | WT | NT |**	41W	2700K	1400mA	2030 lm	4060 lm	61%
	A437-20- ⓪ **-1- | WT | NT |**	41W	3000K	1400mA	2080 lm	4160 lm	61%
	A437-20- ⓪ **-2- | WT | NT |**	41W	4000K	1400mA	2180 lm	4370 lm	61%

220 240 V~ | **IP**20 | CRI>90 | L80B10 >60.000 h

MacAdam Step 2 · INCL · OPTIONS* · 2 m CABLE · FAST · Ø62 · 100°

		P	CCT	I	Flux Up	Flux Down	LOR
LINE **Suspension Direct & Indirect 1500 Base**	**A437-11-** ⓪ **-0- | WT | NT |**	35W	2700K	1200mA	2100 lm	3120 lm	61%
	A437-11- ⓪ **-1- | WT | NT |**	35W	3000K	1200mA	2140 lm	3210 lm	61%
	A437-11- ⓪ **-2- | WT | NT |**	35W	4000K	1200mA	2250 lm	3360 lm	61%
LINE **Suspension Direct & Indirect 2000 Base**	**A437-21-** ⓪ **-0- | WT | NT |**	41W	2700K	1400mA	2030 lm	4060 lm	61%
	A437-21- ⓪ **-1- | WT | NT |**	41W	3000K	1400mA	2080 lm	4160 lm	61%
	A437-21- ⓪ **-2- | WT | NT |**	41W	4000K	1400mA	2180 lm	4370 lm	61%

220 240 V~ | **IP**20 | CRI>90 | L80B10 >60.000 h

MacAdam Step 2 · INCL · OPTIONS* · 2 m CABLE · FAST · 100°

⓪	*OPTIONS
1	No DIM
2	DIM DALI
3	DIM Push

COLOUR | **WT** ☐ | **NT** ■ | **W** ☐ | **N** ■ | MATERIAL | **AL** | **PC** | RAL ⓘ » 392

COLOURS MAY AFFECT THE LIGHTING PARAMETERS » 370

LINE SUSP. 1500 LINE SUSP. 2000

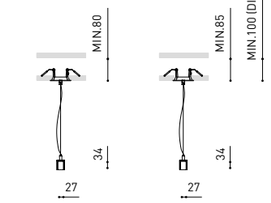

LINE SUSPENSION 1500 / 2000

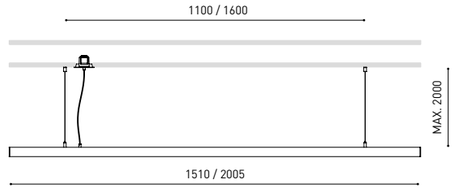

LINE SUSPENSION 1500 BASE / 2000 BASE

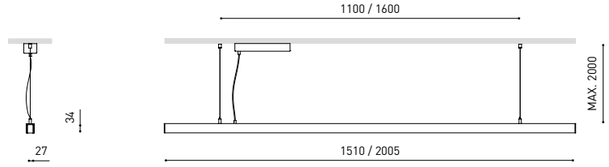

LINE SUSPENSION D&I 1500 / 2000

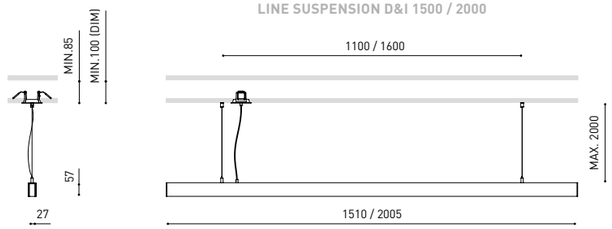

LINE SUSPENSION D&I 1500 BASE / 2000 BASE

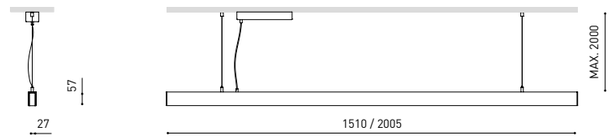

OPTIONAL ACCESSORIES

WIRE TRIMLESS Accessories

FEED

Coaxial Trimless

A023-00-03- | W | N |

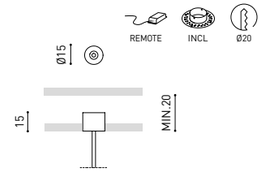

FASTENING

Steel Cable Trimless

A023-00-05- | W | N |

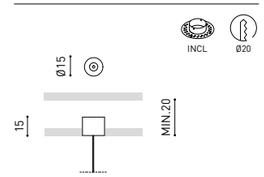

TRIMLESS TOOL D20 X D52mm

A478-00-01

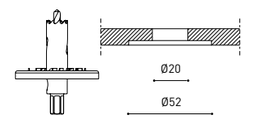

COAXIAL TRIMLESS



STEEL CABLE TRIMLESS

COLOUR | **WT** ☐ | **NT** ■ | **W** ☐ | **N** ■ | MATERIAL | **AL** | **PC** | RAL ⓘ » 392

COLOURS MAY AFFECT THE LIGHTING PARAMETERS » 370

Line Suspension

		P	CCT	I	Flux	LOR
LINE Micro Suspension 1400	A438-10- ⓪ -0- | WT | NT |	13,5W	2700K	350mA	2160 lm	66%
	A438-10- ⓪ -1- | WT | NT |	13,5W	3000K	350mA	2200 lm	66%
LINE Micro Suspension 2000	A438-20- ⓪ -0- | WT | NT |	18W	2700K	700mA	2860 lm	66%
	A438-20- ⓪ -1- | WT | NT |	18W	3000K	700mA	3000 lm	66%

220 240 V~ | IP20 | CRI>90 | L80B10 >60.000 h

MacAdam Step 2 · INCL · OPTIONS* · CABLE 2 m · FAST · Ø50 · 105°

	P	CCT	I	Flux	LOR
LINE Micro Suspension 1400 Base	A438-11- ⓪ -0- | WT | NT |	13,5W	2700K	350mA	2160 lm	66%
	A438-11- ⓪ -1- | WT | NT |	13,5W	3000K	350mA	2200 lm	66%
LINE Micro Suspension 2000 Base	A438-21- ⓪ -0- | WT | NT |	18W	2700K	700mA	2860 lm	66%
	A438-21- ⓪ -1- | WT | NT |	18W	3000K	700mA	3000 lm	66%

220 240 V~ | IP20 | CRI>90 | L80B10 >60.000 h

MacAdam Step 2 · INCL · OPTIONS* · CABLE 2 m · FAST · 105°

⓪	*OPTIONS
1	No DIM
2	DIM DALI
3	DIM Push

OPTIONAL ACCESSORIES

WIRE TRIMLESS Accessories

FEED

Coaxial Trimless

A023-00-03- | W | N |

REMOTE · INCL · Ø20

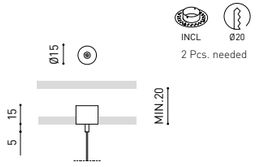

FASTENING

Steel Cable 0,6mm Regulator Trimless

A023-00-07- | W | N |

INCL · Ø20

2 Pcs. needed

TRIMLESS TOOL D20 X D52mm

A478-00-01

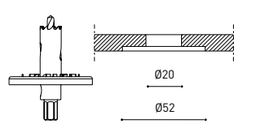

COAXIAL TRIMLESS



STEEL CABLE TRIMLESS



LINE MICRO SUSPENSION 1400 / 2000

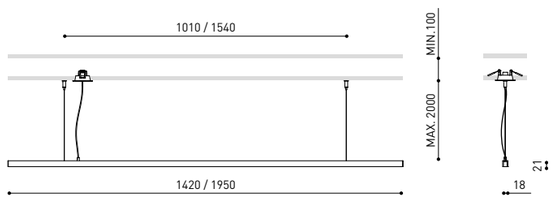

LINE MICRO SUSPENSION 1400 BASE / 2000 BASE

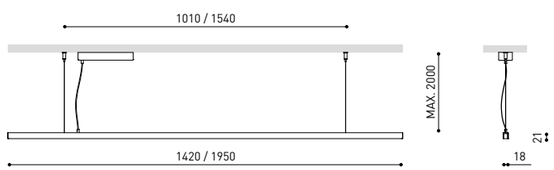

COLOUR | WT □ | NT ■ | W □ | N ■ | MATERIAL | AL | PC | RAL » 392

COLOURS MAY AFFECT THE LIGHTING PARAMETERS

Slimgot



		P	CCT	I	Flux	LOR
SLIMGOT 120	A203-1- ⓪ -01- | WT | NT |	14,8W	3000K	500mA	2360 lm	85%
	A203-1- ⓪ -02- | WT | NT |	14,8W	4000K	500mA	2400 lm	85%
SLIMGOT 150	A203-2- ⓪ -01- | WT | NT |	21W	3000K	700mA	3300 lm	85%
	A203-2- ⓪ -02- | WT | NT |	21W	4000K	700mA	3350 lm	85%

220 240 V~ | IP20 | CRI>90 | L80B10 >60.000 h

MacAdam Step 2 · INCL · OPTIONS* · CABLE 2 m · FAST · 86°

⓪	*OPTIONS
1	No DIM
2	DIM DALI / Push

OPTIONAL ACCESSORIES

WIRE TRIMLESS Accessory

Coaxial Trimless **A023-00-03- | W | N |**

Feeding: Only 1 piece needed.
Fasteners not available

REMOTE · INCL · Ø20

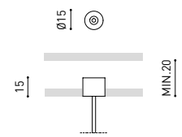

TRIMLESS TOOL D20 X D52mm **A478-00-01**

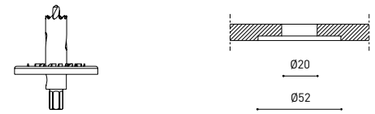





COAXIAL TRIMLESS



SLIMGOT 120

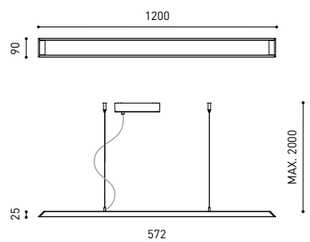

SLIMGOT 150

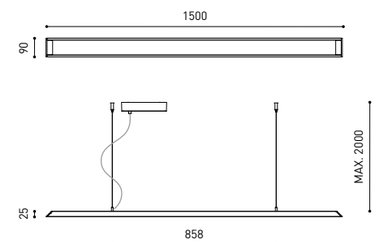

COLOUR | WT □ | NT ■ | W □ | N ■ | MATERIAL | AL | PMMA | RAL » 392

» 370



Striated house, Rajagiriya (Sri Lanka) | Palinda Kannangara | Photo: Jesús Granada

WALL

Enso 198 / Rec 200 / Lip 205 / Aurae 205 /
Rhino 206 / Wally 207

LAMP-CONCEPT.CH

Enso

Mario Ruiz



		P	CCT	V	Flux	LOR
ENSO **Semi Recessed**	**A572-10-00-** | **WT** | **NT** |	2,1W	2700K	24V	190 lm	84%

220 240 V~ | **IP**20 | CRI>90 | L90B10 > 108.000 h

MacAdam Step 2 · INCL · 360° · 90° · 35 X 122 · 16°



		P	CCT	V	Flux	LOR
ENSO	**A572-00-00-** | **WT** | **NT** |	2,1W	2700K	24V	190 lm	84%

220 240 V~ | **IP**20 | CRI>90 | L90B10 > 108.000 h

MacAdam Step 2 · INCL · 360° · 90° · 16°

ENSO Semi Recessed

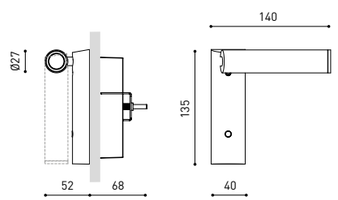

ENSO

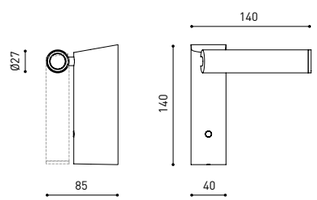

COLOUR | **WT** □ | **NT** ■ | MATERIAL | **AL** | **PC** | RAL ⓘ » 392

» 370



LAMP-CONCEPT.CH

Rec

		P	CCT	I	Flux	LOR
REC **Mini**	**A308-00-** ⓓ **-0-** | **WT** | **NT** | **PR** |	20W	2700K	700mA	2450 lm	75%
	A308-00- ⓓ **-1-** | **WT** | **NT** | **PR** |	20W	3000K	700mA	2650 lm	75%
	A308-00- ⓓ **-2-** | **WT** | **NT** | **PR** |	20W	4000K	700mA	2700 lm	75%

220 240 V~ | **IP**20 | CRI>90 | L80B10 >60.000 h

MacAdam Step 2 | OPTIONS* | INCL | 100° | 100°

ⓓ	*OPTIONS
1	No DIM
2	DIM DALI
3	DIM Push

		P	CCT	I	Flux	LOR
REC	**A256-00-** ⓓ **-0-** | **WT** | **NT** | **PR** |	39,5W	2700K	400mA	5200 lm	85%
	A256-00- ⓓ **-1-** | **WT** | **NT** | **PR** |	39,5W	3000K	400mA	5625 lm	85%
	A256-00- ⓓ **-2-** | **WT** | **NT** | **PR** |	39,5W	4000K	400mA	5725 lm	85%

220 240 V~ | ⏚ | **IP**20 | CRI>90 | L80B10 >60.000 h

MacAdam Step 2 | OPTIONS* | INCL | 102° | 102°

ⓓ	*OPTIONS
1	No DIM
2	DIM DALI | Push

REC MINI

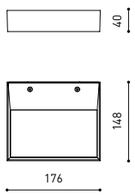

REC

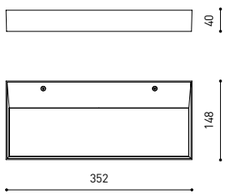

COLOUR | **WT** □ | **NT** ■ | **PR** ▮ | MATERIAL | **AL** | **PMMA** | RAL ⓘ » 392

PR: PRIMER COATING FINISHING
COLOURS MAY AFFECT THE LIGHTING PARAMETERS

» 370

		P	CCT	I	Flux	LOR
REC **Double Mini**	**A310-00-** ⓓ **-0-** | **WT** | **NT** | **PR** |	16,5W	2700K	500mA	2300 lm	72%
	A310-00- ⓓ **-1-** | **WT** | **NT** | **PR** |	16,5W	3000K	500mA	2500 lm	72%
	A310-00- ⓓ **-2-** | **WT** | **NT** | **PR** |	16,5W	4000K	500mA	2530 lm	72%

220 240 V~ | **IP**20 | CRI>90 | L80B10 >60.000 h

MacAdam Step 2 | OPTIONS* | INCL | 103°

ⓓ	*OPTIONS
1	No DIM
2	DIM DALI | Push

		P	CCT	I	Flux	LOR
REC **Double**	**A309-00-** ⓓ **-0-** | **WT** | **NT** | **PR** |	29,5W	2700K	900mA	4150 lm	76%
	A309-00- ⓓ **-1-** | **WT** | **NT** | **PR** |	29,5W	3000K	900mA	4500 lm	76%
	A309-00- ⓓ **-2-** | **WT** | **NT** | **PR** |	29,5W	4000K	900mA	4560 lm	76%
REC **Double Engine**	**A309-01-** ⓓ **-0-** | **WT** | **NT** | **PR** |	2 x 14,7W	2700K	2 x 450mA	2 x 2075 lm	76%
	A309-01- ⓓ **-1-** | **WT** | **NT** | **PR** |	2 x 14,7W	3000K	2 x 450mA	2 x 2250 lm	76%
	A309-01- ⓓ **-2-** | **WT** | **NT** | **PR** |	2 x 14,7W	4000K	2 x 450mA	2 x 2280 lm	76%

220 240 V~ | **IP**20 | CRI>90 | L80B10 >60.000 h

MacAdam Step 2 | OPTIONS* | INCL | 103°

ⓓ	*OPTIONS
1	No DIM
2	DIM DALI | Push

REC DOUBLE MINI

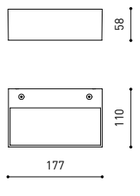

REC DOUBLE

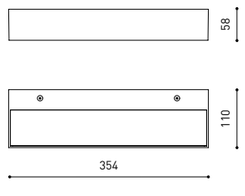

COLOUR | **WT** □ | **NT** ■ | **PR** ▮ | MATERIAL | **AL** | **PMMA** | RAL ⓘ » 392

PR: PRIMER COATING FINISHING
COLOURS MAY AFFECT THE LIGHTING PARAMETERS

» 370



Rec



		P	CCT	I	Flux	LOR
REC Asymmetric Mini	A551-00- ⓓ -0- | WT | NT |	18,7W	2700K	600mA	2570 lm	51%
	A551-00- ⓓ -1- | WT | NT |	18,7W	3000K	600mA	2700 lm	51%
	A551-00- ⓓ -3- | WT | NT |	18,7W	3500K	600mA	2780 lm	51%
	A551-00- ⓓ -2- | WT | NT |	18,7W	4000K	600mA	2830 lm	51%

220 240 V~ | IP20 | CRI>90 | L80B10 >72.000 h | MacAdam Step 2 | OPTIONS* | INCL | 79°



		P	CCT	I	Flux	LOR
REC Asymmetric	A552-00- ⓓ -0- | WT | NT |	39,8W	2700K	400mA	5510 lm	51%
	A552-00- ⓓ -1- | WT | NT |	39,8W	3000K	400mA	5800 lm	51%
	A552-00- ⓓ -3- | WT | NT |	39,8W	3500K	400mA	5970 lm	51%
	A552-00- ⓓ -2- | WT | NT |	39,8W	4000K	400mA	6080 lm	51%

220 240 V~ | IP20 | CRI>90 | L80B10 >72.000 h | MacAdam Step 2 | OPTIONS* | INCL | 79°

ⓓ	*OPTIONS
1	No DIM
2	DIM DALI | Push

REC
ASYMMETRIC MINI

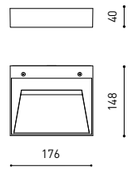

REC
ASYMMETRIC

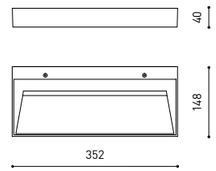

COLOUR | WT □ | NT ■ | MATERIAL | AL | PC | RAL ⓘ » 392

» 370

Rec

		CCT	LOR
REC **Micro**	**A461-00-00-** | **WT** | **NT** | **PR** |	2700K	79%
	A461-00-01- | **WT** | **NT** | **PR** |	3000K	79%
	A461-00-02- | **WT** | **NT** | **PR** |	4000K	79%

III **IP**20 | CRI>90 | L80B10 >60.000 h

MacAdam Step 2 | OPTIONS** | EXCL** | 97° | 97°

** DRIVER OPTIONS		P	I	CCT	Flux
	0434-00-40 1 to 2 Rec Micro	12,8W	700mA	2700K	1465 lm
				3000K	1560 lm
				4000K	1650 lm
	0434-01-43 1 to 3 Rec Micro	12,8W	700mA	2700K	1465 lm
NO DIM				3000K	1560 lm
				4000K	1650 lm
	0434-00-46 1 to 2 Rec Micro	12,8W	700mA	2700K	1465 lm
				3000K	1560 lm
				4000K	1650 lm
	0434-01-25 1 to 3 Rec Micro	12,8W	700mA	2700K	1465 lm
DALI				3000K	1560 lm
				4000K	1650 lm

220 240 V~ | DRIVER MUST BE PLACED ON REMOTE
DIM PHASE CUT & OTHER DIM OPTIONS PLEASE CONSULT

» 362

		P	CCT	I	Flux	LOR
REC **Slim**	**A457-00-** -0- | **WT** | **NT** | **PR** |	27W	2700K	700mA	3700 lm	86%
	A457-00- -1- | **WT** | **NT** | **PR** |	27W	3000K	700mA	3800 lm	86%
	A457-00- -2- | **WT** | **NT** | **PR** |	27W	4000K	700mA	4000 lm	86%

220 240 V~ | □ **IP**20 | CRI>90 | L80B10 >60.000 h

MacAdam Step 2 | OPTIONS* | INCL | 97° | 97°

	*OPTIONS
1	No DIM
2	DIM DALI
3	DIM Push

REC Micro

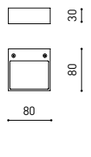

REC Slim

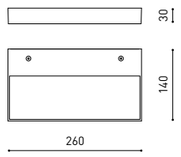

COLOUR | **WT** □ | **NT** ■ | **PR** ▮ | MATERIAL | **AL** | **PMMA** | RAL » 392

PR: PRIMER COATING FINISHING
COLOURS MAY AFFECT THE LIGHTING PARAMETERS

» 370

Lip



		P	CCT	I	Flux	LOR
LIP	**A288-00-** -0- | **WT** | **NT** |	24W	2700K	700mA	2970 lm	86%
	A288-00- -1- | **WT** | **NT** |	24W	3000K	700mA	3210 lm	86%
	A288-00- -2- | **WT** | **NT** |	24W	4000K	700mA	3270 lm	86%

220 240 V~ | □ **IP**20 | CRI>90 | L80B10 >60.000 h

MacAdam Step 2 | OPTIONS* | INCL

	*OPTIONS
0	No DIM
1	DIM DALI | Push

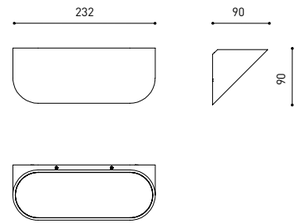

Aurae

		P	CCT	I	Flux	LOR
AURAE **1**	**A439-01-00-** | **WT** | **NT** |	13W	2700K	400mA	1850 lm	77%
	A439-01-01- | **WT** | **NT** |	13W	3000K	400mA	1900 lm	77%
AURAE **2**	**A439-02-00-** | **WT** | **NT** |	23,5W	2700K	700mA	3040 lm	77%
	A439-02-01- | **WT** | **NT** |	23,5W	3000K	700mA	3120 lm	77%

220 240 V~ | ⏚ **IP**20 | CRI>90 | L80B10 >60.000 h

MacAdam Step 2 | INCL | 100°

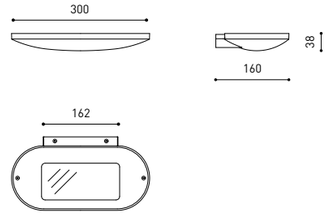

COLOUR | **WT** □ | **NT** ■ | MATERIAL | **AL** | **PMMA** | RAL » 392

COLOURS MAY AFFECT THE LIGHTING PARAMETERS

» 370

Rhino



			P	CCT	I	Flux	LOR
RHINO	A351-00-10- | WT | NT |		2W	2700K	700mA	190 lm	90%
	A351-00-11- | WT | NT |		2W	3000K	700mA	205 lm	90%

220 240 V~ | IP20 | CRI>90 | L90B10 >102.000 h

MacAdam Step 3 · INCL · Ø79 · 35° · 35°

			CCT	LOR
RHINO w/o Driver	A351-00-00- | WT | NT |		2700K	90%
	A351-00-01- | WT | NT |		3000K	90%

III | IP20 | CRI>90 | L90B10 >102.000 h

MacAdam Step 3 · EXCL* · Ø79 · 35° · 35°

*DRIVER OPTIONS		P	I	CCT	Flux
NO DIM	0434-00-39 1 to 12 Rhino	1W	350mA	2700K	105 lm
				3000K	115 lm
	0434-00-40 1 to 12 Rhino	2W	700mA	2700K	190 lm
				3000K	205 lm
	0434-00-41 1 to 11 Rhino	3W	1050mA	2700K	255 lm
				3000K	280 lm
DALI | PUSH	0434-01-23 1 to 20 Rhino	1W	350mA	2700K	105 lm
				3000K	115 lm
	0434-01-25 1 to 20 Rhino	2W	700mA	2700K	190 lm
				3000K	205 lm
	0434-01-26 1 to 16 Rhino	3W	1050mA	2700K	255 lm
				3000K	280 lm

220 240 V~ | DRIVER MUST BE PLACED ON REMOTE » 362

RHINO

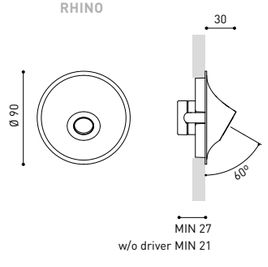

OPTIONAL ACCESSORY

RHINO **Concrete Box Accessory** A351-90-00

Only needed when installed in concrete walls.

Boxes can be ordered in advance, in order to place the housings in the wall before the final Rhino installation.

90 X 90

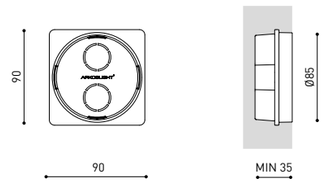

COLOUR | WT □ | NT ■ | MATERIAL | AL | PC | RAL » 392

» 370

Wally

			P	CCT	I	Flux	LOR
WALLY	A353-00-10- | W | N |		2,1W	2700K	250mA	260 lm	23%
	A353-00-11- | W | N |		2,1W	3000K	250mA	270 lm	23%
	A353-00-12- | W | N |		2,1W	4000K	250mA	290 lm	23%

220 240 V~ | IP20 | CRI>90 | L90B10 >55.000 h

MacAdam Step 2 · INCL · 162 X 62 · 73° · 73°

			CCT	LOR
WALLY w/o Driver	A353-00-00- | W | N |		2700K	23%
	A353-00-01- | W | N |		3000K	23%
	A353-00-02- | W | N |		4000K	23%

III | IP20 | CRI>90 | L90B10 >55.000 h

MacAdam Step 2 · EXCL* · 162 X 62 · 73° · 73°

*DRIVER OPTIONS		P	I	CCT	Flux
NO DIM	0434-01-30 1 to 3 Wally	2,1W	250mA	2700K	260 lm
				3000K	270 lm
				4000K	290 lm
	0486-04-35 1 Wally	3W	350mA	2700K	350 lm
				3000K	360 lm
				4000K	390 lm
	0434-00-39 ** 1 to 4 Wally	3W	350mA	2700K	350 lm
				3000K	360 lm
				4000K	390 lm
DALI	0434-01-29 ** 1 to 3 Wally	2,1W	250mA	2700K	260 lm
				3000K	270 lm
				4000K	290 lm
	0434-00-79 ** 1 to 4 Wally	3W	350mA	2700K	350 lm
				3000K	360 lm
				4000K	390 lm

220 240 V~ | **DRIVER MUST BE PLACED ON REMOTE » 362

WALLY

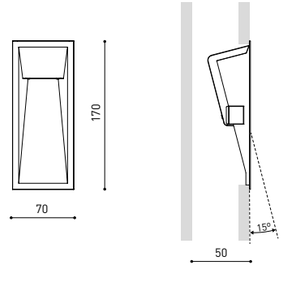

OPTIONAL ACCESSORY

WALLY **Concrete Box Accessory** A353-90-00

Only needed when installed in concrete walls.

Boxes can be ordered in advance, in order to place the housings in the wall before the final Wally installation.

185 X 85

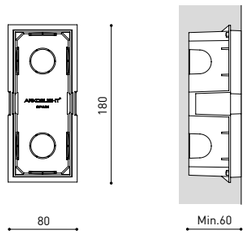

COLOUR | W □ | N ■ | MATERIAL | AL | PC | RAL » 392

COLOURS MAY AFFECT THE LIGHTING PARAMETERS

» 370



TABLE & FLOOR

Yoru 210 / Yoru Big 211 / Standup 214 / Up 217

Yoru

Rubén Saldaña



		P	CCT	Flux	LOR
YORU	A456- 00 - 00- | WT | NT | PG | LG | SP | OX |	2,6W	2700K	400 lm	84%

III **IP**20 | CRI>90 | L80B10 >60.000 h

MacAdam Step 2 · DIM · LI-ION Battery · USB-C Connect | INCL · 5V 1.5A EXCL · 100°

ACCESSORY

Universal USB Charger	0434-01-65



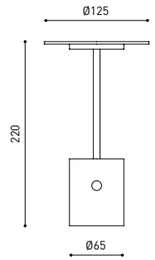

COLOUR | WT | NT | PG | LG | SP | OX | MATERIAL | AL | PC | RAL » 392

COLOURS MAY AFFECT THE LIGHTING PARAMETERS

Casa de la Llar, Valencia (Spain) | HEBRA | Photo: David Zarzoso

LAMP-CONCEPT.CH



Yoru Big

Rubén Saldaña

Extended Family / Yoru Spike_336



			P	CCT	V	Flux	LOR
YORU BIG	A520-00-00-	**WT** | **NT**	5W	2700K	24V	600 lm	87%

220 240 V~ | **IP**20 | CRI>90 | L80B10 >60.000 h

MacAdam Step 2 | TOUCH DIM | PLUG | CONNEC | INCL | 100°

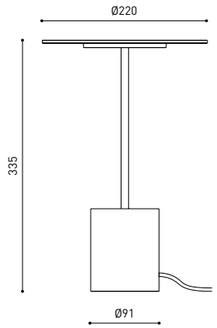



COLOUR | **WT** □ | **NT** ■ |

MATERIAL | **AL** | **PMMA** |

RAL » 392

COLOURS MAY AFFECT THE LIGHTING PARAMETERS

Standup

Christophe Mathieu



		P	CCT	I	Flux	LOR
STANDUP	**A494-00-00-** | **NT** | **WT** |	27W	2700K	1050mA	4210 lm	66%
	A494-00-01- | **NT** | **WT** |	27W	3000K	1050mA	4320 lm	66%

220 240 V~ | **IP**20 | CRI>90 | L80B10 >60.000h

MacAdam Step 2 | DIM On Board | PLUG | CONNEC | INCL | 105°

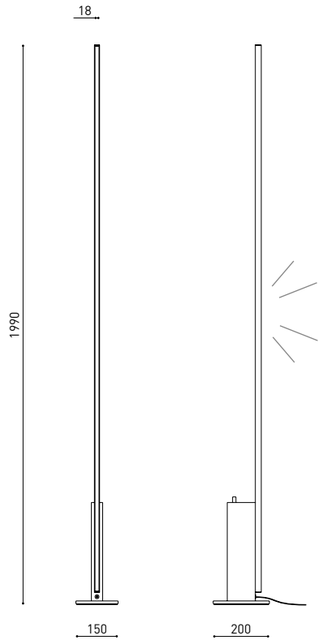



COLOUR | **NT** ■ | **WT** □ | MATERIAL | **AL** | **PC** | RAL ⓘ » 392

COLOURS MAY AFFECT THE LIGHTING PARAMETERS





Up

Rubén Saldaña



			P	CCT	I	Flux	LOR
UP	**A402-00-00-** | **WT** | **NT** |		30W	2700K	900mA	3725 lm	76%
	A402-00-01- | **WT** | **NT** |		30W	3000K	900mA	3875 lm	76%

220 240 V~ | **IP**20 | CRI>90 | L90B10 >55.000 h

MacAdam Step 2 | DIM On Board | PLUG | CONNEC | INCL | 94°

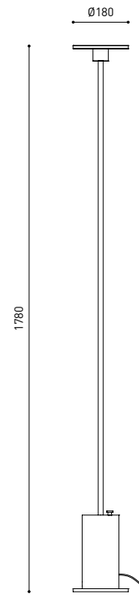





COLOUR | **WT** □ | **NT** ■ |

MATERIAL | **AL** | **FE** |

RAL » 392

FLOOR



Bulthaup, Sant Cugat (Spain) | Francesc Rifé Studio | Photo: Montse Capdevila

TRACK LIGHTS

Minimal Track 220 / Track 48V 234 /
Track 1L 270 / Track 3L 276



Minimal Track

Rubén Saldaña

01 / **Line Micro**
Line Micro 250 24V
Line Micro 500 24V
Line Micro 1000 24V

02 / **Black Foster Micro**
Black Foster Micro 24V 5
Black Foster Micro 24V Surface 5

03 / **Top Micro**

04 / **iO Micro**

05 / **Six XS**

06 / **Alaska**

07 / **Fit**
Fit 20 24V
Fit 27 24V

08 / **Micro Shaper**

09 / **Plus Micro**

10 / **Stick 22**

Minimal Track



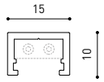

MINIMAL TRACK 24V **Profile 2m** **A384-02-00- | N | WT |**





MINIMAL TRACK 24V **Rubber Cable n x 1m** **A384-00-01- | N |**

n = Total length of System.

24 V | Max. 4A III

MINIMAL TRACK 24V **Corner 90º 1 Plane**

A384-00-02- | N | WT |

Cable length = 35mm.



MINIMAL TRACK 24V **Corner 90º 1 Plane Rounded**

A384-00-03- | N | WT |

Cable length = 35mm.



MINIMAL TRACK 24V **Corner 90º 2 Planes**

A384-00-04- | N | WT |

Cable length = 100mm.



MINIMAL TRACK 24V **End Cap**

A384-00-05- | N | WT |



MINIMAL TRACK 24V **Connection Box**

A384-00-06- | N | WT |

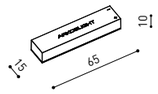

			P	V	D (A x B x C)
MINIMAL TRACK 24V **Power Supply Box** NO DIM	**A384-00-07- | NT | WT |**		40W	24V	280 x 30 x 24mm
	A384-00-08- | NT | WT |		100W	24V	280 x 30 x 24mm

220 240 V~ | Included ON/OFF 24Vdc Power Supply.

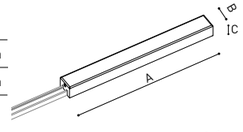

			P	V	D (A x B x C)
MINIMAL TRACK 24V **Remote Power Supply** NO DIM	**0434-01-37**		60W	24V	180 x 52 x 30mm
	0433-10-22		100W	24V	295 x 43 x 30mm

220 240 V~ » 362

			P	V	D (A x B x C)
MINIMAL TRACK 24V **Remote Constant Voltage Dimmer**	**0433-01-32**	DALI / Push	24V	181 x 42 x 20mm	
	0433-01-35	CASAMBI	24V	72,6 x 30 x 18mm	

24 V | OTHER DIM OPTIONS PLEASE CONSULT

» 370

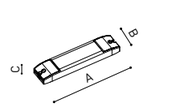

DROP VOLTAGE TABLE

		CABLE LENGTH (m)			
		<5	<10	<20	<30
POWER (W)	**CABLE SECTION** (mm^2)	TRACK LENGTH (m)			
40	0,75	30	30	30	30
	1,5	30	30	30	30
60	0,75	30	30	20	10
	1,5	30	30	30	20
100	0,75	20	10	X	X
	1,5	20	20	10	X

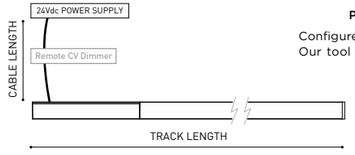



PRODUCT CONFIGURATOR

Configure your own custom product layout. Our tool will calculate the required drivers and accessories.

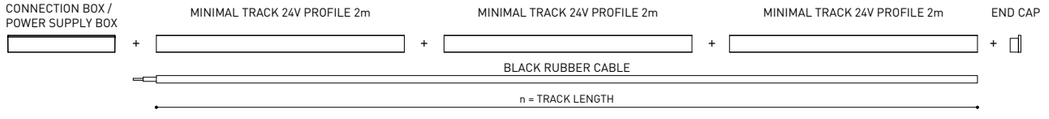

COLOUR | N ■ | NT ■ | WT □ |

RAL » 392



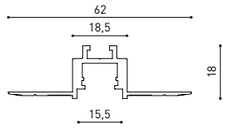

MINIMAL TRACK 24V **Trimless**

Profile 2m **A467-02-00- | N |**





MINIMAL TRACK 24V **Trimless**

Rubber Cable n x 1m **A467-00-01- | N |**

n = Total length of System.

24 V | Max. 4A III

MINIMAL TRACK 24V **Trimless**

Corner 90º 1 Plane

A467-00-02- | N |

Cable length = 140mm.

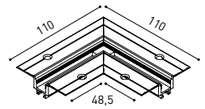

MINIMAL TRACK 24V **Trimless**

Corner 90º 1 Plane Connector

A467-00-03- | N |



MINIMAL TRACK 24V **Trimless**

Corner 90º 2 Planes

A467-00-04- | N |

Cable length = 200mm.

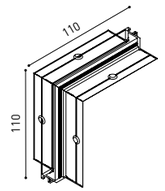

MINIMAL TRACK 24V **Trimless**

End Caps

A467-00-05- | N |

Two End Caps Included



MINIMAL TRACK 24V **Trimless**

Straight Joiner

A467-00-06



MINIMAL TRACK 24V **Trimless**

Connection Box

A467-00-07- | N |



			P	V	D (A x B x C)
MINIMAL TRACK 24V **Remote Power Supply** NO DIM	**0434-01-37**		60W	24V	180 x 52 x 30mm
	0433-10-22		100W	24V	295 x 43 x 30mm

220 240 V~ » 362

			P	V	D (A x B x C)
MINIMAL TRACK 24V **Remote Constant Voltage Dimmer**	**0433-01-32**	DALI / Push	24V	181 x 42 x 20mm	
	0433-01-35	CASAMBI	24V	72,6 x 30 x 18mm	

24 V | OTHER DIM OPTIONS PLEASE CONSULT

» 370

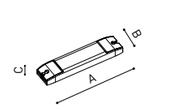

DROP VOLTAGE TABLE

		CABLE LENGTH (m)			
		<5	<10	<20	<30
POWER (W)	**CABLE SECTION** (mm^2)	TRACK LENGTH (m)			
60	0,75	30	30	20	10
	1,5	30	30	30	20
100	0,75	20	10	X	X
	1,5	20	20	10	X

Reduce 5 meters per each 'Corner 90º 1 Plane CONNECTOR' used.

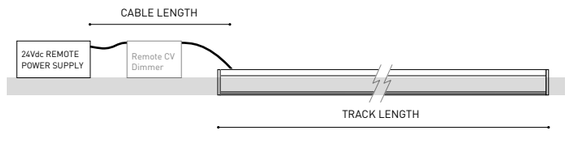

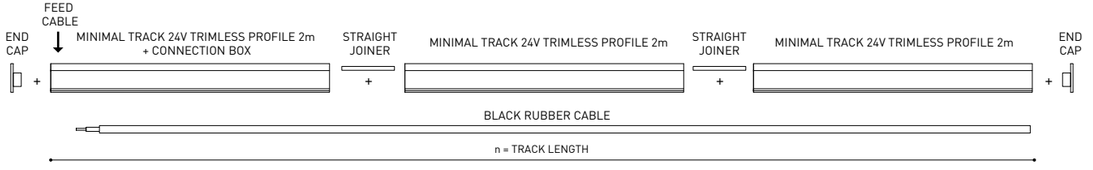

COLOUR | N ■ |

RAL » 392

Minimal Track



PRODUCT CONFIGURATOR

Configure your own custom product layout.
Our tool will calculate the required drivers and accessories.

OPTIONAL ACCESSORIES

WIRE TRIMLESS Accessories

Coaxial Trimless	**A023-00-03- | W | N |**

FASTENERS NOT AVAILABLE.

REMOTE INCL Ø20

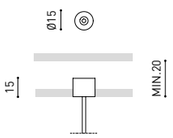

TRIMLESS TOOL D20 X D52mm **A478-00-01**

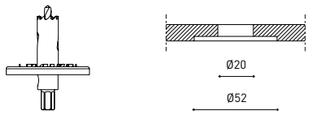

COAXIAL TRIMLESS





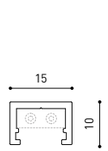

MINIMAL TRACK 24V Suspension

Profile 2m

A384-02-00- | N | WT |

Profile 2m Initial feed kit

A400-02-10- | N | WT |

Profile 2m Middle feed kit*

A400-02-20- | N | WT |

* Unidirectional Middle Feed.



MINIMAL TRACK 24V Suspension **Corner 90°**

A400-00-03- | N | WT |

Cable length = 85mm.

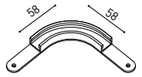





MINIMAL TRACK 24V Suspension

Rubber Cable n x 1m **A400-00-01- | N |**

n = Total length of System.

24 V | Max. 4A III

MINIMAL TRACK 24V Suspension **Straight Joiner**

A400-00-02- | N | WT |



MINIMAL TRACK 24V Suspension Kit

A400-02-04- | N | WT |

Max distance between suspension kits = 100 cm.

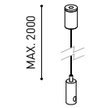

MINIMAL TRACK 24V Suspension **End Caps**

A400-00-05- | N | WT |

Two End Caps Included.



			P	V	D (A x B x C)
MINIMAL TRACK 24V Suspension **Power Supply Box**	NO DIM	**A400-00-06- | NT | WT |**	40W	24V	280 x 30 x 36mm
		A400-00-07- | NT | WT |	100W	24V	280 x 30 x 36mm
220 240 V~ | Included ON/OFF 24Vdc Power Supply.					
MINIMAL TRACK 24V **Remote Power Supply**	NO DIM	**0434-01-37**	60W	24V	180 x 52 x 30mm
		0433-10-22	100W	24V	295 x 43 x 30mm
220 240 V~					» 362
MINIMAL TRACK 24V **Remote Constant Voltage Dimmer**		**0433-01-32**	DALI / Push	24V	181 x 42 x 20mm
		0433-01-35	CASAMBI	24V	72,6 x 30 x 18mm
24 V | OTHER DIM OPTIONS PLEASE CONSULT					» 370

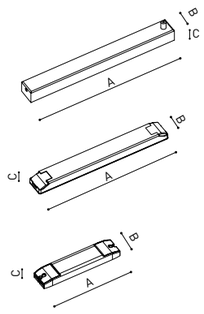

DROP VOLTAGE TABLE

		CABLE LENGTH (m)			
		<5	<10	<20	<30
POWER (W)	**CABLE SECTION** (mm^2)	**TRACK LENGTH** (m)			
40	0,75	30	30	30	30
	1,5	30	30	30	30
60	0,75	30	30	20	10
	1,5	30	30	30	20
100	0,75	20	10	X	X
	1,5	20	20	10	X

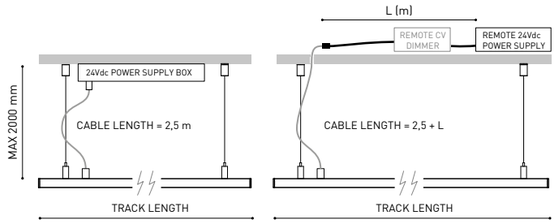

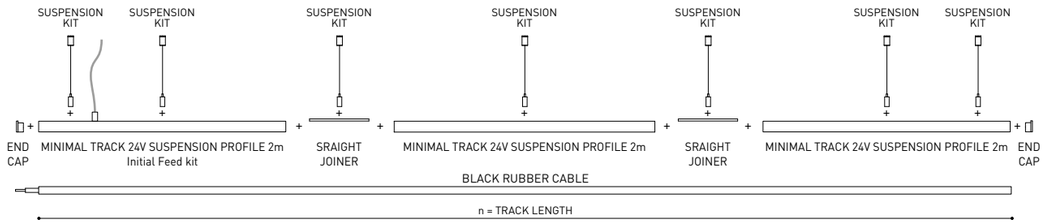

COLOUR | **N** ■ | **NT** ■ | **WT** □ |

RAL » 392

MINIMAL TRACK

Black Foster Micro 24V

Extended Family / Black Foster_10 / Black Foster Surface_117 / Black Foster Suspension_189 / Black Foster 48V_259 / Black Foster Custom System_300





BLACK FOSTER MICRO 24V 5 NOT VALID FOR MINIMAL TRACK 24V TRIMLESS

		P	CCT	Flux	LOR
BLACK FOSTER Micro 24V 5	A415-20-10- | N |	7W	2700K	775 lm	87%
	A415-20-11- | N |	7W	3000K	800 lm	87%
	A415-20-13- | N |	7W	3500K	825 lm	87%
	A415-20-12- | N |	7W	4000K	850 lm	87%

24 V | III | IP20 | CRI>90 | L90B10 >60.000 h

MacAdam Step 3 | MINIMAL TRACK | UGR <19 | 37°

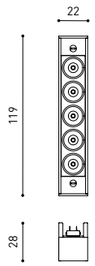

MINIMAL TRACK

Top Micro 24V

Extended Family / Magnetic 24V Top Micro_102 / Top Surface_126 / Top 48V_264 / Top Fancy Shape_292





BLACK FOSTER MICRO 24V SURFACE 5 RECOMMENDED FOR MINIMAL TRACK 24V TRIMLESS ONLY

		P	CCT	Flux	LOR
BLACK FOSTER Micro 24V Surface 5	A468-20-10- | NT | WT |	7W	2700K	775 lm	87%
	A468-20-11- | NT | WT |	7W	3000K	800 lm	87%
	A468-20-13- | NT | WT |	7W	3500K	825 lm	87%
	A468-20-12- | NT | WT |	7W	4000K	850 lm	87%

24 V | III | IP20 | CRI>90 | L90B10 >60.000 h

MacAdam Step 3 | MINIMAL TRACK | UGR <19 | 37°

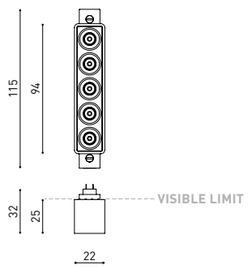

FINISHING	Body	Lampshade
NT	NT ■	N ■
WT	WT □	N ■

COLOUR | N ■ | MATERIAL | AL | ABS+PC | RAL » 392

COLOUR | NT ■ | WT □ | MATERIAL | AL | ABS+PC | » 370

MINIMAL TRACK

Alaska 24V

Extended Family / Alaska Trimless_74 / Alaska_174 / Alaska Fancy Shape_294



		P	CCT	Flux	LOR
ALASKA 24V	A385-00-00- | N |	3,5W	2700K	390 lm	30%
	A385-00-01- | N |	3,5W	3000K	410 lm	30%

24 V | III | IP20 | CRI>90 | L90B10 >55.000 h

MacAdam Step 2 | MINIMAL TRACK | UGR <19 | 21°

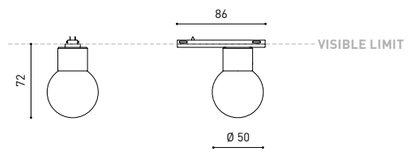

MINIMAL TRACK

Top Micro 24V

Extended Family / Magnetic 24V Top Micro_102 / Top Surface_126 / Top 48V_264 / Top Fancy Shape_292



		P	CCT	BEAM	Flux	LOR
TOP Micro 24V	A383-00-10- | WT | NT |	2,1W	2700K	19°	190 lm	90%
	A383-00-11- | WT | NT |	2,1W	3000K	19°	210 lm	90%
	A383-00-20- | WT | NT |	2,1W	2700K	38°	190 lm	92%
	A383-00-21- | WT | NT |	2,1W	3000K	38°	210 lm	92%

24 V | III | IP20 | CRI>90 | L90B10 >102.000 h

MacAdam Step 3 | MINIMAL TRACK | UGR <19 | 19° / 38°

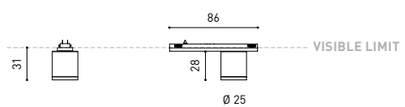

COLOUR | N ■ | MATERIAL | AL | OPTICAL GLASS | RAL » 392

COLOUR | WT □ | NT ■ | MATERIAL | AL | PC | » 370

Plus Micro 24V

Extended Family / Magnetic 24V Plus Micro_102 / Plus Recessed_109 / Plus 48V_255 / Plus Mini 1L_275 / Plus_284



		P	CCT	BEAM	Flux	LOR
PLUS **Micro 24V**	**A388-00-00-** | **WT** | **NT** |	4,7W	2700K	10°-35°	530 lm	10-17%
	A388-00-01- | **WT** | **NT** |	4,7W	3000K	10°-35°	550 lm	10-17%
	A388-00-02- | **WT** | **NT** |	4,7W	4000K	10°-35°	590 lm	10-17%

24 V | III **IP**20 | CRI>90 | L90B10 >60.000 h

MacAdam Step 2 | MINIMAL TRACK | 355° | 180° | 10-35°

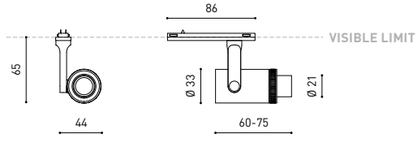

Six XS 24V

Extended Family / Magnetic 24V Six XS_102 / Six Recessed_106 / Six 48V_246 / Six_280



		P	CCT	BEAM	Flux	LOR
SIX **XS 24V**	**A389-00-10-** | **WT** | **NT** |	3,5W	2700K	17°	400 lm	90%
	A389-00-11- | **WT** | **NT** |	3,5W	3000K	17°	420 lm	90%
	A389-00-12- | **WT** | **NT** |	3,5W	4000K	17°	450 lm	90%
	A389-00-20- | **WT** | **NT** |	3,5W	2700K	23°	400 lm	86%
	A389-00-21- | **WT** | **NT** |	3,5W	3000K	23°	420 lm	86%
	A389-00-22- | **WT** | **NT** |	3,5W	4000K	23°	450 lm	86%
	A389-00-30- | **WT** | **NT** |	3,5W	2700K	34°	400 lm	88%
	A389-00-31- | **WT** | **NT** |	3,5W	3000K	34°	420 lm	88%
	A389-00-32- | **WT** | **NT** |	3,5W	4000K	34°	450 lm	88%

24 V | III **IP**20 | CRI>90 | L90B10 >55.000 h

MacAdam Step 2 | MINIMAL TRACK | 355° | 310° | 17° / 23° / 34°

OPTIONAL

SIX **High Chromatic LED** » 361

NOT SOLD SEPARATELY | AFFECTS THE LIGHTING PARAMETERS

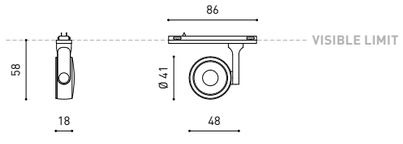

COLOUR | WT □ | NT ■ | MATERIAL | AL | OPTICAL PMMA | RAL » 392

COLOUR | WT □ | NT ■ | MATERIAL | AL | PC | » 370

Line Micro 24V

Extended Family / Line Suspension_192 / Line 48V_261

LINE MICRO 24V NOT VALID FOR MINIMAL TRACK 24V TRIMLESS | COLOURS MAY AFFECT THE LIGHTING PARAMETERS

		P	CCT	Flux	LOR
LINE **Micro 250 24V**	**A395-00-00-** | **N** | **WT** |	2W	2700K	330 lm	70%
	A395-00-01- | **N** | **WT** |	2W	3000K	340 lm	70%
LINE **Micro 500 24V**	**A395-10-00-** | **N** | **WT** |	5W	2700K	820 lm	70%
	A395-10-01- | **N** | **WT** |	5W	3000K	840 lm	70%
LINE **Micro 1000 24V**	**A395-20-00-** | **N** | **WT** |	9W	2700K	1430 lm	70%
	A395-20-01- | **N** | **WT** |	9W	3000K	1500 lm	70%

24 V | III **IP**20 | CRI>90 | L80B10 >60.000 h

MacAdam Step 2 | MINIMAL TRACK | 113°

iO Micro 24V

Extended Family / Magnetic 24V iO Micro_100 / iO Surface_138 / iO 48V_256 / iO_274



		P	CCT	BEAM	Flux	LOR
iO **Micro 24V**	**A387-00-10-** | **WT** | **NT** |	4,7W	2700K	20°	530 lm	83%
	A387-00-11- | **WT** | **NT** |	4,7W	3000K	20°	550 lm	83%
	A387-00-12- | **WT** | **NT** |	4,7W	4000K	20°	590 lm	83%
	A387-00-20- | **WT** | **NT** |	4,7W	2700K	40°	530 lm	84%
	A387-00-21- | **WT** | **NT** |	4,7W	3000K	40°	550 lm	84%
	A387-00-22- | **WT** | **NT** |	4,7W	4000K	40°	590 lm	84%
	A387-00-30- | **WT** | **NT** |	4,7W	2700K	54°	530 lm	85%
	A387-00-31- | **WT** | **NT** |	4,7W	3000K	54°	550 lm	85%
	A387-00-32- | **WT** | **NT** |	4,7W	4000K	54°	590 lm	85%

24 V | III **IP**20 | CRI>90 | L90B10 >60.000 h

MacAdam Step 2 | MINIMAL TRACK | 355° | 155° | 20° / 40° / 54°

OPTIONAL ACCESSORIES

NOT SOLD SEPARATELY | AFFECTS THE LIGHTING PARAMETERS

iO Micro 24V **Beam Mixer Diffuser**

A387-00-00



iO Micro 24V **Anti-glare**

Honeycomb Louver

A387-00-01- | **WT** | **NT** |



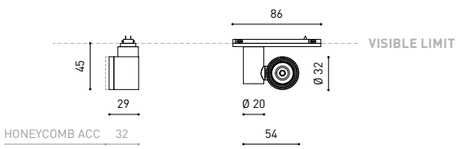

COLOUR | N ■ | WT □ | MATERIAL | AL | PC | RAL » 392

COLOUR | WT □ | NT ■ | MATERIAL | AL | PC | » 370

Fit 24V

Extended Family / Magnetic 24V Fit_100 / Fit Recessed_108 / Fit Surface_136 / Fit 48V_249 / Fit 65 1L_275 / Fit_283



		P	CCT	Flux
FIT **20 24V**	**A386-00- ○ -0- | WT | NT | G |**	2,1W	2700K	127 lm
	A386-00- ○ -1- | WT | NT | G |	2,1W	3000K	150 lm
	A386-00- ○ -3- | WT | NT | G |	2,1W	3500K	160 lm

24 V | III | **IP**20 | CRI>90 | L80B10 >50.000 h

MacAdam Step 3 | MINIMAL TRACK | 355° | 90° | 12° / 30° / 54°

○	BEAM	LOR
1	12°	87%
2	30°	88%
3	54°	81%



		P	CCT	Flux
FIT **27 24V 1**	**A399-00- ○ -0- | WT | NT | G |**	4,5W	2700K	440 lm
	A399-00- ○ -1- | WT | NT | G |	4,5W	3000K	470 lm
	A399-00- ○ -3- | WT | NT | G |	4,5W	3500K	440 lm
FIT **27 24V 2**	**A399-10- ○ -0- | WT | NT | G |**	5,5W	2700K	520 lm
	A399-10- ○ -1- | WT | NT | G |	5,5W	3000K	560 lm
	A399-10- ○ -3- | WT | NT | G |	5,5W	3500K	560 lm

24 V | III | **IP**20 | CRI>90 | L90B10 >108.000 h

MacAdam Step 2 | MINIMAL TRACK | 355° | 90° | 18° / 31° / 42°

○	BEAM	LOR
1	18°	84%
2	31°	82%
3	42°	84%

OPTIONAL ACCESSORY

FIT 27 **Anti-glare Honeycomb Louver** **A399-00-00**

NOT SOLD SEPARATELY | AFFECT THE LIGHTING PARAMETERS

FIT 20 24V

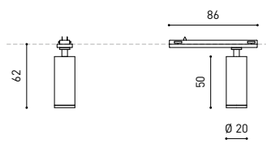

FIT 27 24V

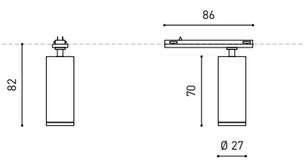

COLOUR | **WT** □ | **NT** ■ | **G** ■ | MATERIAL | **AL** | **PC** | RAL » 392

» 370

Stick 22 24V

Extended Family / Stick_182 / Stick 48V_266 / Stick Fancy Shape_293

		P	CCT	Beam	Flux	LOR
STICK **22 24V**	**A410-01-10- | WT | NT |**	4,5W	2700K	18°	440 lm	84%
	A410-01-11- | WT | NT |	4,5W	3000K	18°	470 lm	84%
	A410-01-20- | WT | NT |	4,5W	2700K	31°	440 lm	82%
	A410-01-21- | WT | NT |	4,5W	3000K	31°	470 lm	82%
	A410-01-30- | WT | NT |	4,5W	2700K	42°	440 lm	84%
	A410-01-31- | WT | NT |	4,5W	3000K	42°	470 lm	84%

24 V | III | **IP**20 | CRI>90 | L90B10 >108.000 h

MacAdam Step 2 | MINIMAL TRACK | 18° / 31° / 42°

OPTIONAL ACCESSORY

CORD Accessory

0223-00-00- | N |

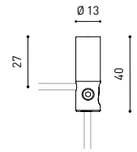

STICK 22 24V

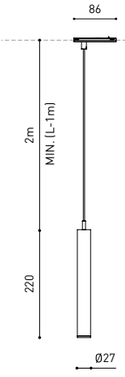

STICK 22 24V + CORD ACCESSORY

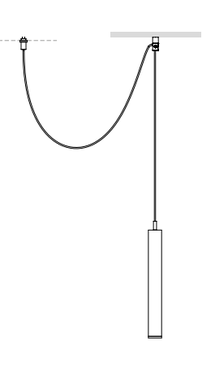

COLOUR | **WT** □ | **NT** ■ | **N** ■ | MATERIAL | **AL** | **ABS+PC** | RAL » 392

» 370



MINIMAL TRACK

Micro Shaper 24V

Extended Family / Magnetic 24V Micro Shaper_104



			P	CCT	Beam	Flux	LOR
MICRO SHAPER **24V**	**A544-00-00-**	**N**	2,2W	2700K	18°-34°	190 lm	19-27%
	A544-00-01-	**N**	2,2W	3000K	18°-34°	210 lm	19-27%
	A544-00-02-	**N**	2,2W	4000K	18°-34°	250 lm	19-27%
	A544-00-10-	**N**	2,2W	2700K	52°	190 lm	29%
	A544-00-11-	**N**	2,2W	3000K	52°	210 lm	29%
	A544-00-12-	**N**	2,2W	4000K	52°	250 lm	29%

24 V | III **IP**20 | CRI>90 | L90B10 > 102.000 h

MacAdam Step 3 | MINIMAL TRACK | 355° | 90° | 18°-34° / 52°

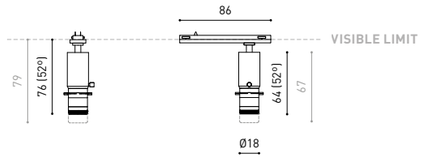

COLOUR | N | MATERIAL | AL | OPTICAL GLASS | RAL » 392

OTHER CCT & DIM OPTIONS PLEASE CONSULT » 370

LAMP-CONCEPT.CH



Track 48V

Rubén Saldaña

01 / **Line**
Line 500 48V
Line 1000 48V
Line 2000 48V

02 / **Black Foster Micro 48V**

03 / **Black Foster Tilt 5 48V**

04 / **Wiz 48V**

05 / **Flip 48V**

06 / **Puck S 48V**

07 / **Top**
Top Mini 48V
Top 48V

08 / **iO 48V**

09 / **Fit**
Fit 20 48V
Fit 20 48V Double
Fit 27 48V
Fit 27 48V Double
Fit 35 48V
Fit 35 48V Double
Fit 50 48V

10 / **Coco**
Coco 48V
Coco Shaper 48V
Coco M 48V

11 / **Plus**
Plus Mini 48V
Plus 48V

12 / **Six**
SIX XS 48V
SIX XS 48V Double
SIX S 48V
SIX M 48V
SIX L 48V

13 / **Zen Tube 48V**

14 / **Spin 48V**

15 / **Holly 48V**

16 / **Stick**
Stick 22 48V
Stick 44 48V
Stick 66 48V

17 / **Dune 35 48V**

Track 48V



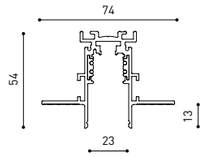

TRACK 48V TRIMLESS

TRACK 48V TRIMLESS **1m**	**A338-01-00- | N | WT |**
TRACK 48V TRIMLESS **2m**	**A338-02-00- | N | WT |**
TRACK 48V TRIMLESS **3m**	**A338-03-00- | N | WT |**
TRACK 48V TRIMLESS **Corner 90º One Plane**	**A338-06-00- | N | WT |**
TRACK 48V TRIMLESS **Corner 90º Two Planes**	**A338-07-00- | N | WT |**

PLASTERBOARD CEILING, MANDATORY THICKNESS 12,5mm.
RECOMMENDED FOR INSTALLATIONS WHERE THE PROFILE CAN BE INSTALLED BEFORE THE FALSE PLASTERBOARD CEILING.

III

TRACK 48V TRIMLESS
Corner 90º One Plane

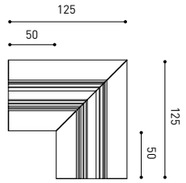

Electrical connection not included

TRACK 48V TRIMLESS
Corner 90º Two Planes

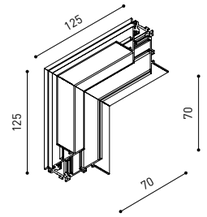

Electrical connection not included



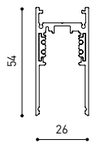

TRACK 48V SURFACE

TRACK 48V SURFACE **1m**	**A338-11-00- | NT | WT |**
TRACK 48V SURFACE **2m**	**A338-12-00- | NT | WT |**
TRACK 48V SURFACE **3m**	**A338-13-00- | NT | WT |**
TRACK 48V SURFACE **Corner 90º One Plane**	**A338-14-00- | NT | WT |**
TRACK 48V SURFACE **T-Joint**	**A338-15-00- | NT |**
TRACK 48V SURFACE **X-Joint**	**A338-16-00- | NT |**

III

TRACK 48V SURFACE
Corner 90º One Plane **T-Joint** **X-Joint**

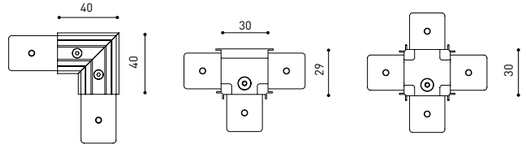

Electrical connection not included
Straight joiner included



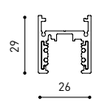

TRACK 48V SURFACE SHORT

TRACK 48V SURFACE SHORT **1m**	**A338-21-00- | NT | WT |**
TRACK 48V SURFACE SHORT **2m**	**A338-22-00- | NT | WT |**
TRACK 48V SURFACE SHORT **3m**	**A338-23-00- | NT | WT |**
TRACK 48V SURFACE SHORT **Corner 90º One Plane**	**A338-24-00- | NT | WT |**
TRACK 48V SURFACE SHORT **T-Joint**	**A338-25-00- | NT |**
TRACK 48V SURFACE SHORT **X-Joint**	**A338-26-00- | NT |**

III

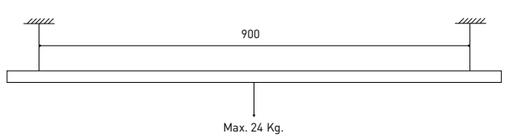

TRACK 48V SURFACE SHORT
Corner 90º One Plane **T-Joint** **X-Joint**

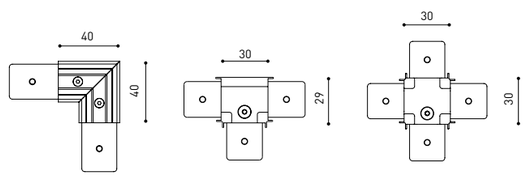

Electrical connection not included
Straight joiner included



PRODUCT CONFIGURATOR
Configure your own custom product layout. Our tool will calculate the required drivers and accessories.

CONSTANT VOLTAGE LED POWER SUPPLY

	P	V	D (A x B x C)
0434-01-61* | N | W |	100W	48V	298 x 19 x 16mm
0434-01-69* | N | W |	250W	48V	268 x 22 x 40mm
0434-01-62	150W	48V	350 x 30 x 18mm
0434-01-80	250W	48V	400 x 40 x 22mm

220 240 V~ | *To be installed inside the track.

» 362

DROP VOLTAGE TABLE

		CABLE LENGTH (m)			
		5	10	20	30
POWER (W)	**CABLE SECTION** (mm²)	TRACK LENGTH (m)			
100	0,75	50	50	X	X
	1,5	50	50	40	25
150	0,75	40	15	X	X
	1,5	50	40	20	X
250	0,75	20	X	X	X
	1,5	35	20	X	X

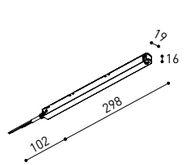

0434-01-61*

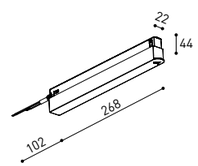

0434-01-69*
Not recommended for track 48V surface short

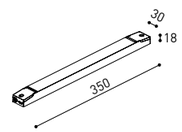

0434-01-62

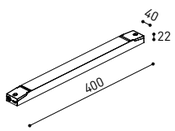

0434-01-80

Track 48V

ALL 48V TRACKS

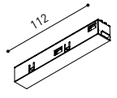

Live-End Connector 48V
A338-00-01- | N | W |

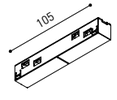

Central Connector 48V
A338-00-02- | N | W |

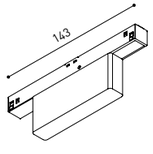

Wireless Control 48V
0434-01-31- | N | W | Casambi



Cover Gap 1m 48V
A338-00-30- | N | W |

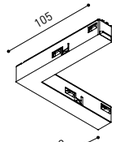

Corner 90° Connector One Plane 48V
A338-00-24- | N | W |
*Not suitable for trimless version

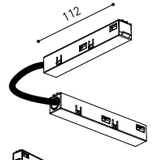

L-Joint Connector 48V
A338-00-12- | N | W |

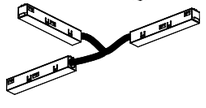

T-Joint Connector 48V
A450-00-07- | N |

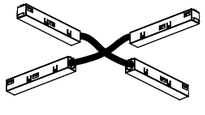

X-Joint Connector 48V
A450-00-08- | N |

TRIMLESS 48V



Trimless Short T-Bracket 48V
A338-00-03

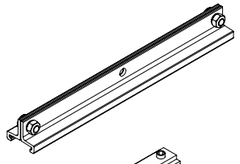

Trimless Long T-Bracket 48V
A338-00-04

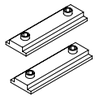

Trimless Straight Joiners (2 units) 48V
A338-00-05- | N | WT |

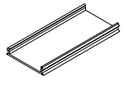

Trimless Plaster Installation Guard 1m 48V
A338-00-21
Recommended for installation



Fixing Template for Track 48V Trimless
A338-00-31
Recommended for installation



Trimless Suspension Kit 48V
A338-00-08
*See accessories quantities

*** SUGGESTED MOUNTING ACCESSORIES QUANTITIES**
1000mm - 2 Pcs.
2000mm - 2 Pcs.
3000mm - 3 Pcs.



Trimless Clamp for M6 ROD 48V
A338-00-09
*See accessories quantities



Trimless Track Clamp 48V
A338-00-10
*See accessories quantities

SURFACE, SUSPENSION, SURFACE SHORT & SUSPENSION SHORT 48V

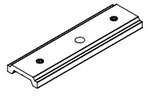

Surface Straight Joiner 48V
A338-00-11

COLOUR | N ■ | W □ | NT ■ | WT □ | RAL ⓘ » 392

SUSPENSION & SUSPENSION SHORT 48V

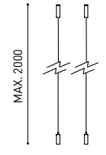

SURFACE Suspension Kit (2 units) 48V
A338-00-15- | NT | WT |

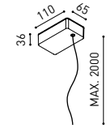

Surface Suspension Feed Kit 48V
A338-00-16- | N | W | NO DIM
A338-00-17- | N | W | DIM
*For remote power supply

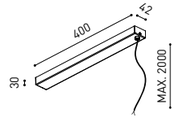

Wired Power Supply Case 48V
A338-00-25- | NT | WT | 150W NO DIM
A338-00-26- | NT | WT | 150W DIM
220 240 V~ INCL

A338-00-27- | N | W | NO DIM
A338-00-28- | N | W | DIM
*For power supply inside the track

SURFACE & SURFACE SHORT 48V

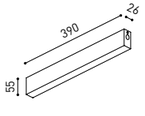

Power Supply Case 48V
A338-00-29- | NT | WT | 150W
220 240 V~ INCL
*To be installed aside 48V Surface Tracks

TRIMLESS, SURFACE & SUSPENSION 48V



End 48V
A338-00-06- | NT | WT |



End Feed 48V
A338-00-07- | NT | WT |

SURFACE SHORT & SUSPENSION SHORT 48V



Short End 48V
A338-00-18- | NT | WT |



Short End Feed 48V
A338-00-19- | NT | WT |

WIRE TRIMLESS ACCESSORIES

MAINS TRIMLESS



MAINS THICK TRIMLESS



STEEL CABLE TRIMLESS

FEED

Mains Trimless*
A023-00-01- | W | N | NO DIM

Mains Thick Trimless*
A023-00-02- | W | N | DIM

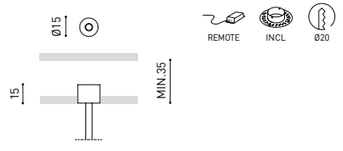

FASTENING

Steel Cable Trimless*
A023-00-05- | W | N |

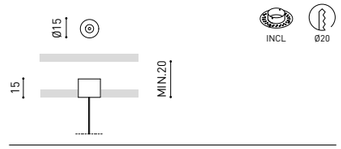

TRIMLESS TOOL D20 X D52mm A478-00-01

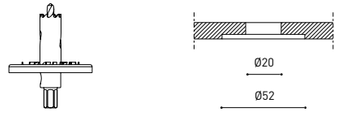

COLOUR | N ■ | W □ | NT ■ | WT □ | RAL ⓘ » 392

* AS MANY PIECES AS NEEDED ACCORDING TO YOUR PRODUCT

Track 48V



		P	CCT	Flux	LOR	L
TRACK 48V + IND. LIGHT 1400	A466-01-20- | NT | WT |	18,3W	2700K	2320lm	70%	1402mm
	A466-01-21- | NT | WT |	18,3W	3000K	2380lm	70%	1402mm
	A466-01-22- | NT | WT |	18,3W	4000K	2585lm	70%	1402mm
TRACK 48V + IND. LIGHT 2800	A466-02-20- | NT | WT |	39,2W	2700K	5210lm	70%	2802mm
	A466-02-21- | NT | WT |	39,2W	3000K	5360lm	70%	2802mm
	A466-02-22- | NT | WT |	39,2W	4000K	5820lm	70%	2802mm

48 V | III IP20 | CRI>90 | L90B5 > 50.000 h

MacAdam Step 3 · DALI · Indirect Light INCL · 106°

PRODUCT CONFIGURATOR

Configure your own custom product layout. Our tool will calculate the required drivers and accessories.

TRACK 48V + INDIRECT LIGHT 1400 / 2800

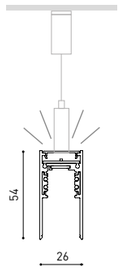

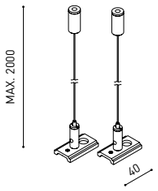

Indirect Light Suspension kit 48V (2 units)
A466-00-03- | NT | WT |

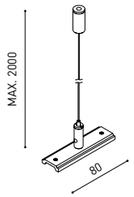

Suspension straight joiner kit 48V
A466-00-04- | NT | WT |

CONSTANT VOLTAGE LED POWER SUPPLY

	P	V	D (A x B x C)
0434-01-61* | N | W |	100W	48V	298 x 19 x 16mm
0434-01-69* | N | W |	250W	48V	268 x 22 x 44mm
0434-01-62	150W	48V	350 x 30 x 18mm
0434-01-80	250W	48V	400 x 40 x 22mm

220 240 V~ | *To be installed inside the track.

» 362

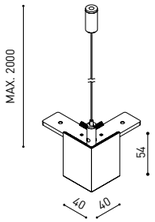

Suspension 90º Corner joiner kit 48V
A466-00-05- | NT | WT |

III *Electrical connection not included.

DROP VOLTAGE TABLE

POWER (W)	CABLE SECTION (mm²)	CABLE LENGTH (m) 5	10	20	30
		TRACK LENGTH (m)			
100	0,75	50	50	X	X
	1,5	50	50	40	25
150	0,75	40	15	X	X
	1,5	50	40	20	X
250	0,75	20	X	X	X
	1,5	35	20	X	X

For calculations, you must consider indirect light power.

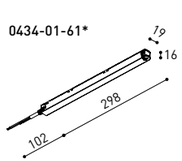

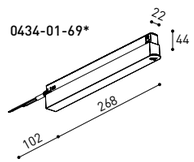

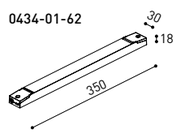

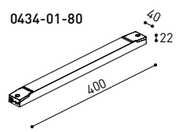

COLOUR | WT ☐ | NT ■ | W ☐ | N ■ | MATERIAL | AL | PC | RAL » 392

» 370

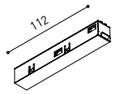

Live-End Connector 48V
A338-00-01- | N | W |

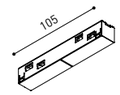

Central Connector 48V
A338-00-02- | N | W |

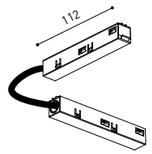

L-Joint Connector 48V
A338-00-12- | N | W |

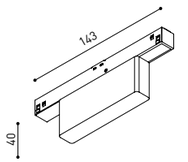

Wireless Control 48V
0434-01-31- | N | W | Casambi

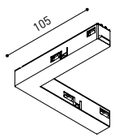

Corner 90º Connector One Plane 48V
A338-00-24- | N | W |

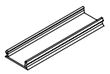

Cover Gap 1m 48V
A338-00-30- | N | W |



End 48V
A338-00-06- | NT | WT |



End Feed 48V
A338-00-07- | NT | WT |

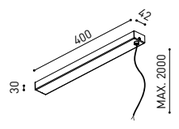

Wired Power Supply Case 48V
A338-00-25- | NT | WT | 150W NO DIM
A338-00-26- | NT | WT | 150W DIM
220 240 V~ INCL

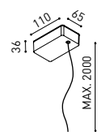

Suspension Feed Kit
A338-00-16- | N | W | NO DIM
A338-00-17- | N | W | DIM
For remote power supply

A338-00-27- | N | W | NO DIM
A338-00-28- | N | W | DIM
For power supply inside the track

MAINS TRIMLESS



MAINS THICK TRIMLESS



STEEL CABLE TRIMLESS



WIRE TRIMLESS ACCESSORIES

FEED

Mains Trimless*
A023-00-01- | W | N | NO DIM

Mains Thick Trimless*
A023-00-02- | W | N | DIM

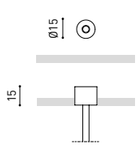

FASTENING

Steel Cable Trimless*
A023-00-05- | W | N |

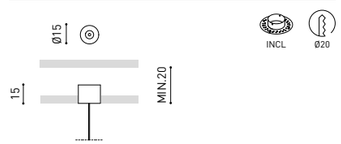

TRIMLESS TOOL D20 X D52mm A478-00-01

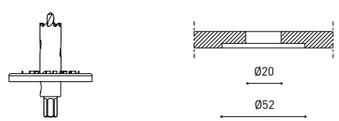

COLOUR | WT ☐ | NT ■ | W ☐ | N ■ | MATERIAL | AL | PC | RAL » 392

* AS MANY PIECES AS NEEDED ACCORDING TO YOUR PRODUCT

» 370

Coco 48V



OPTIONAL ACCESSORIES

AFFECT THE LIGHTING PARAMETERS
NOT SOLD SEPARATELY

COCO Anti-glare Honeycomb Louver

A498-90-00- | WT | NT |



COCO Anti-glare Screen

A498-90-01- | WT | NT |



COCO Linear Filter

A498-90-02- | WT | NT |



SIUTABLE FOR BEAM ⩽ 34°

COCO High Chromatic Led ⓘ » 361

	*OPTIONS
1	No DIM
2	DIM DALI
7	DIM On Board

OTHER DIM OPTIONS PLEASE CONSULT

FINISHING	Lamp	Adaptor
WT	WT □	N ■
NT	NT ■	N ■
WTW	WT □	W □
NTW	NT ■	W □

COCO 48V	+RE	P	CCT	Beam	Flux	LOR
A498-0- ⓪ -10- | WT | NT | WTW | NTW |	-S	8,7W	2700K	20°	1200 lm	87%
A498-0- ⓪ -11- | WT | NT | WTW | NTW |	-S	8,7W	3000K	20°	1250 lm	87%
A498-0- ⓪ -13- | WT | NT | WTW | NTW |	-S	8,7W	3500K	20°	1310 lm	87%
A498-0- ⓪ -12- | WT | NT | WTW | NTW |	-S	8,7W	4000K	20°	1340 lm	87%
A498-0- ⓪ -20- | WT | NT | WTW | NTW |	-S	8,7W	2700K	34°	1200 lm	89%
A498-0- ⓪ -21- | WT | NT | WTW | NTW |	-S	8,7W	3000K	34°	1250 lm	89%
A498-0- ⓪ -23- | WT | NT | WTW | NTW |	-S	8,7W	3500K	34°	1310 lm	89%
A498-0- ⓪ -22- | WT | NT | WTW | NTW |	-S	8,7W	4000K	34°	1340 lm	89%
A498-0- ⓪ -30- | WT | NT | WTW | NTW |	-S	8,7W	2700K	48°	1200 lm	86%
A498-0- ⓪ -31- | WT | NT | WTW | NTW |	-S	8,7W	3000K	48°	1250 lm	86%
A498-0- ⓪ -33- | WT | NT | WTW | NTW |	-S	8,7W	3500K	48°	1310 lm	86%
A498-0- ⓪ -32- | WT | NT | WTW | NTW |	-S	8,7W	4000K	48°	1340 lm	86%

48 V | III **IP**20 | CRI>90 | L80B10 > 66.000 h

MacAdam Step 2 · OPTIONS* · TRACK 48V · 360° · 90° · 20° / 34° / 48°

COCO 48V Super Spot

A498-0- ⓪ -00- | WT | NT | WTW | NTW | -S	6W	2700K	12°	750 lm	66%
A498-0- ⓪ -01- | WT | NT | WTW | NTW | -S	6W	3000K	12°	800 lm	66%
A498-0- ⓪ -03- | WT | NT | WTW | NTW | -S	6W	3500K	12°	830 lm	66%
A498-0- ⓪ -02- | WT | NT | WTW | NTW | -S	6W	4000K	12°	850 lm	66%

48 V | III **IP**20 | CRI>90 | L80B10 > 55.000 h

MacAdam Step 2 · OPTIONS* · TRACK 48V · 360° · 90° · 12°

COCO 48V Tunable White

A498-12-17- | WT | NT | WTW | NTW | -S	8,5W	1800-4000K	28°	850 lm	85%
A498-12-18- | WT | NT | WTW | NTW | -S	8,5W	2700-5000K	28°	1010 lm	85%
A498-12-27- | WT | NT | WTW | NTW | -S	8,5W	1800-4000K	42°	850 lm	87%
A498-12-28- | WT | NT | WTW | NTW | -S	8,5W	2700-5000K	42°	1010 lm	87%
A498-12-37- | WT | NT | WTW | NTW | -S	8,5W	1800-4000K	54°	850 lm	84%
A498-12-38- | WT | NT | WTW | NTW | -S	8,5W	2700-5000K	54°	1010 lm	84%

48 V | III **IP**20 | CRI>90 | L80B10 > 55.000 h

MacAdam Step 3 · DALI* · TRACK 48V · 360° · 90° · 28° / 42° / 54°

+RE	REF. ENDING	EXAMPLE
Ø	Track 48V	A4980110WT
-S	Track 48V Short	A4980110WT-S

COCO 48V

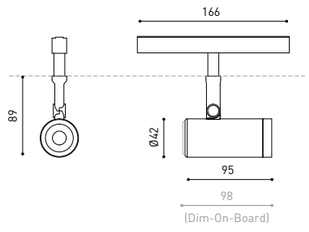

VISIBLE LIMIT

COCO 48V SHORT (-S)

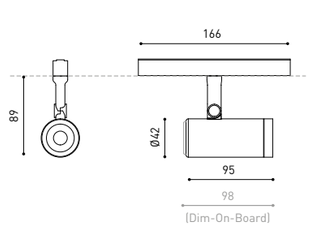

MATERIAL | AL | PC/PMMA | RAL ⓘ » 392

OTHER CCT PLEASE CONSULT » 370

+RE >> THE PRODUCTS FOR THE *TRACK 48V SHORT*, ADD "**-S**" AT THE END OF THE SALES REFERENCE
(AFTER THE LETTERS WHICH INDICATE THE COLOUR OF THE PRODUCT).



COCO SHAPER 48V	+RE	P	CCT	Beam	Flux	LOR
A519-0- ⓪ -00- | NT | NTW |	-S	6W	2700K	20°-33°	650 lm	40-38%
A519-0- ⓪ -01- | NT | NTW |	-S	6W	3000K	20°-33°	680 lm	40-38%
A519-0- ⓪ -02- | NT | NTW |	-S	6W	4000K	20°-33°	730 lm	40-38%
A519-0- ⓪ -10- | NT | NTW |	-S	6W	2700K	53°	650 lm	37%
A519-0- ⓪ -11- | NT | NTW |	-S	6W	3000K	53°	680 lm	37%
A519-0- ⓪ -12- | NT | NTW |	-S	6W	4000K	53°	730 lm	37%

48 V | III **IP**20 | CRI>90 | L80B10 > 60.000 h

MacAdam Step 2 · OPTIONS* · TRACK 48V · 360° · 90° · 20° - 33° / 53°

⓪	*OPTIONS
1	No DIM
2	DIM DALI

OTHER DIM OPTIONS PLEASE CONSULT

+RE	REF. ENDING	EXAMPLE
Ø	Track 48V	A5190110NT
-S	Track 48V Short	A5190110NT-S

FINISHING	Lamp	Adaptor
NT	NT ■	N ■
NTW	NT ■	W □

COCO SHAPER 48V

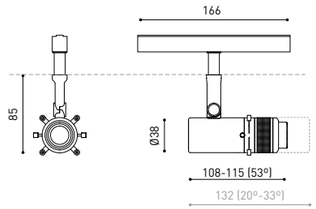

VISIBLE LIMIT

COCO SHAPER 48V SHORT (-S)

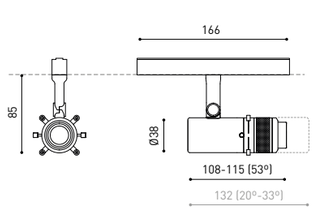

MATERIAL | AL | OPTICAL GLASS | RAL ⓘ » 392

OTHER CCT PLEASE CONSULT | CUSTOM GOBO PLEASE CONSULT » 370

+RE >> THE PRODUCTS FOR THE *TRACK 48V SHORT*, ADD "**-S**" AT THE END OF THE SALES REFERENCE
(AFTER THE LETTERS WHICH INDICATE THE COLOUR OF THE PRODUCT).

LAMP-CONCEPT.CH

Coco 48V



OPTIONAL ACCESSORIES

AFFECT THE LIGHTING PARAMETERS
NOT SOLD SEPARATELY

COCO M Anti-glare Honeycomb Louver

A553-90-00- | WT | NT |

COCO M Anti-glare Screen

A553-90-01- | WT | NT |

COCO M Linear Filter

A553-90-02- | WT | NT |

SIUTABLE FOR BEAM ≤ 32°

COCO M High Chromatic Led ⓘ » 361

	*OPTIONS
1	No DIM
2	DIM DALI

OTHER DIM OPTIONS PLEASE CONSULT

FINISHING	Lamp	Adaptor
WT	WT □	N ■
NT	NT ■	N ■
WTW	WT □	W □
NTW	NT ■	W □

COCO M 48V +RE	P	CCT	Beam	Flux	LOR
A553-0- ⓓ -10- | WT | NT | WTW | NTW | -S	11,6W	2700K	32°	2080 lm	81%
A553-0- ⓓ -11- | WT | NT | WTW | NTW | -S	11,6W	3000K	32°	2160 lm	81%
A553-0- ⓓ -13- | WT | NT | WTW | NTW | -S	11,6W	3500K	32°	2190 lm	81%
A553-0- ⓓ -12- | WT | NT | WTW | NTW | -S	11,6W	4000K	32°	2200 lm	81%
A553-0- ⓓ -20- | WT | NT | WTW | NTW | -S	11,6W	2700K	43°	2080 lm	86%
A553-0- ⓓ -21- | WT | NT | WTW | NTW | -S	11,6W	3000K	43°	2160 lm	86%
A553-0- ⓓ -23- | WT | NT | WTW | NTW | -S	11,6W	3500K	43°	2190 lm	86%
A553-0- ⓓ -22- | WT | NT | WTW | NTW | -S	11,6W	4000K	43°	2200 lm	86%
A553-0- ⓓ -30- | WT | NT | WTW | NTW | -S	11,6W	2700K	53°	2080 lm	86%
A553-0- ⓓ -31- | WT | NT | WTW | NTW | -S	11,6W	3000K	53°	2160 lm	86%
A553-0- ⓓ -33- | WT | NT | WTW | NTW | -S	11,6W	3500K	53°	2190 lm	86%
A553-0- ⓓ -32- | WT | NT | WTW | NTW | -S	11,6W	4000K	53°	2200 lm	86%

48 V | III | IP20 | CRI>90 | L80B10 > 66.000 h

MacAdam Step 2 · OPTIONS* · TRACK 48V · 360° · 90° · 32° / 43° / 53°

COCO M 48V Super Spot

A553-0- ⓓ -00- | WT | NT | WTW | NTW | -S	8,7W	2700K	13°	1230 lm	67%
A553-0- ⓓ -01- | WT | NT | WTW | NTW | -S	8,7W	3000K	13°	1300 lm	67%
A553-0- ⓓ -03- | WT | NT | WTW | NTW | -S	8,7W	3500K	13°	1360 lm	67%
A553-0- ⓓ -02- | WT | NT | WTW | NTW | -S	8,7W	4000K	13°	1400 lm	67%

48 V | III | IP20 | CRI>90 | L80B10 > 66.000 h

MacAdam Step 2 · OPTIONS* · TRACK 48V · 360° · 90° · 13°

COCO M 48V Tunable White

A553-12-17- | WT | NT | WTW | NTW | -S	11,3W	1800-4000K	28°	1250 lm	84%
A553-12-18- | WT | NT | WTW | NTW | -S	11,3W	2700-5000K	28°	1510 lm	84%
A553-12-27- | WT | NT | WTW | NTW | -S	11,3W	1800-4000K	41°	1250 lm	90%
A553-12-28- | WT | NT | WTW | NTW | -S	11,3W	2700-5000K	41°	1510 lm	90%
A553-12-37- | WT | NT | WTW | NTW | -S	11,3W	1800-4000K	55°	1250 lm	89%
A553-12-38- | WT | NT | WTW | NTW | -S	11,3W	2700-5000K	55°	1510 lm	89%

48 V | III | IP20 | CRI>90 | L80B10 > 55.000 h

MacAdam Step 3 · DALI* · TRACK 48V · 360° · 90° · 28° / 41° / 55°

+RE	REF. ENDING	EXAMPLE
Ø	Track 48V	**A5530110WT**
-S	Track 48V Short	**A5530110WT-S**

COCO M 48V

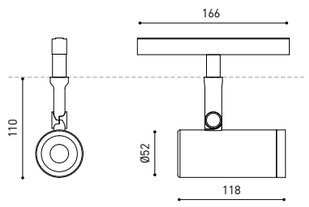

VISIBLE LIMIT

COCO M 48V SHORT (-S)

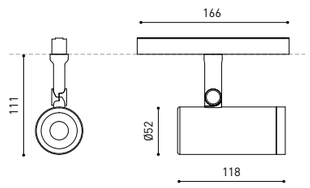

MATERIAL | AL | PC/PMMA |

RAL ⓘ » 392

OTHER CCT PLEASE CONSULT

+RE >> THE PRODUCTS FOR THE *TRACK 48V SHORT*, ADD "**-S**" AT THE END OF THE SALES REFERENCE (AFTER THE LETTERS WHICH INDICATE THE COLOUR OF THE PRODUCT).

» 370



Six 48V

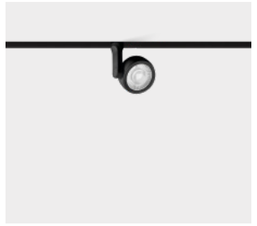

SIX **XS 48V**	+RE	P	CCT	Beam	Flux	LOR
A335-0- ⓪ **-10-** | **WT** | **NT** | **WTW** | **NTW** | -S		4,5W	2700K	17°	470 lm	90%
A335-0- ⓪ **-11-** | **WT** | **NT** | **WTW** | **NTW** | -S		4,5W	3000K	17°	500 lm	90%
A335-0- ⓪ **-12-** | **WT** | **NT** | **WTW** | **NTW** | -S		4,5W	4000K	17°	530 lm	90%
A335-0- ⓪ **-20-** | **WT** | **NT** | **WTW** | **NTW** | -S		4,5W	2700K	23°	470 lm	86%
A335-0- ⓪ **-21-** | **WT** | **NT** | **WTW** | **NTW** | -S		4,5W	3000K	23°	500 lm	86%
A335-0- ⓪ **-22-** | **WT** | **NT** | **WTW** | **NTW** | -S		4,5W	4000K	23°	530 lm	86%
A335-0- ⓪ **-30-** | **WT** | **NT** | **WTW** | **NTW** | -S		4,5W	2700K	34°	470 lm	88%
A335-0- ⓪ **-31-** | **WT** | **NT** | **WTW** | **NTW** | -S		4,5W	3000K	34°	500 lm	88%
A335-0- ⓪ **-32-** | **WT** | **NT** | **WTW** | **NTW** | -S		4,5W	4000K	34°	530 lm	88%

48 V | III **IP**20 | CRI>90 | L90B10 >55.000 h

MacAdam Step 2 · OPTIONS* · TRACK 48V · 360° · 310° · 17° / 23° / 34°



SIX **XS 48V Double**	+RE	P	CCT	Beam	Flux	LOR
A335-1- ⓪ **-10-** | **WT** | **NT** | **WTW** | **NTW** | -S		9W	2700K	17°	2 X 470 lm	90%
A335-1- ⓪ **-11-** | **WT** | **NT** | **WTW** | **NTW** | -S		9W	3000K	17°	2 X 500 lm	90%
A335-1- ⓪ **-12-** | **WT** | **NT** | **WTW** | **NTW** | -S		9W	4000K	17°	2 X 530 lm	90%
A335-1- ⓪ **-20-** | **WT** | **NT** | **WTW** | **NTW** | -S		9W	2700K	23°	2 X 470 lm	86%
A335-1- ⓪ **-21-** | **WT** | **NT** | **WTW** | **NTW** | -S		9W	3000K	23°	2 X 500 lm	86%
A335-1- ⓪ **-22-** | **WT** | **NT** | **WTW** | **NTW** | -S		9W	4000K	23°	2 X 530 lm	86%
A335-1- ⓪ **-30-** | **WT** | **NT** | **WTW** | **NTW** | -S		9W	2700K	34°	2 X 470 lm	88%
A335-1- ⓪ **-31-** | **WT** | **NT** | **WTW** | **NTW** | -S		9W	3000K	34°	2 X 500 lm	88%
A335-1- ⓪ **-32-** | **WT** | **NT** | **WTW** | **NTW** | -S		9W	4000K	34°	2 X 530 lm	88%

48 V | III **IP**20 | CRI>90 | L90B10 >55.000 h

MacAdam Step 2 · OPTIONS* · TRACK 48V · 360° · 310° · 17° / 23° / 34°

⓪	*OPTIONS
1	No DIM
2	DIM DALI

OTHER DIM OPTIONS PLEASE CONSULT

OPTIONAL

SIX XS **High Chromatic LED** ⓘ » 361

NOT SOLD SEPARATELY
AFFECTS THE LIGHTING PARAMETERS

+RE	REF. ENDING	EXAMPLE
Ø	Track 48V	**A3350110WT**
-S	Track 48V Short	**A3350110WT-S**

FINISHING	Lamp	Adaptor
WT	**WT** □	**N** ■
NT	**NT** ■	**N** ■
WTV	**WT** □	**W** □
NTW	**NT** ■	**W** □

SIX XS 48V

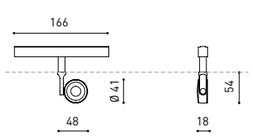

VISIBLE LIMIT

SIX XS 48V DOUBLE

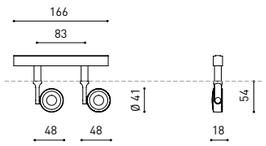

SIX XS 48V SHORT (-S)

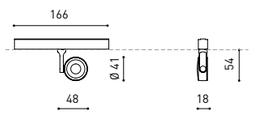

VISIBLE LIMIT

SIX XS 48V DOUBLE - SHORT (-S)

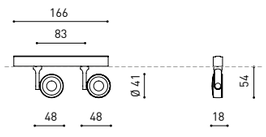

MATERIAL | AL | PC | RAL ⓘ » 392

+RE >> THE PRODUCTS FOR THE *TRACK 48V SHORT*, ADD "**-S**" AT THE END OF THE SALES REFERENCE (AFTER THE LETTERS WHICH INDICATE THE COLOUR OF THE PRODUCT). » 370



SIX **S 48V**	+RE	P	CCT	Beam	Flux	LOR
A333-0- ⓪ **-10-** | **WT** | **NT** | **WTW** | **NTW** | -S		8,5W	2700K	17°	1070 lm	86%
A333-0- ⓪ **-11-** | **WT** | **NT** | **WTW** | **NTW** | -S		8,5W	3000K	17°	1140 lm	86%
A333-0- ⓪ **-12-** | **WT** | **NT** | **WTW** | **NTW** | -S		8,5W	4000K	17°	1210 lm	86%
A333-0- ⓪ **-20-** | **WT** | **NT** | **WTW** | **NTW** | -S		8,5W	2700K	24°	1070 lm	84%
A333-0- ⓪ **-21-** | **WT** | **NT** | **WTW** | **NTW** | -S		8,5W	3000K	24°	1140 lm	84%
A333-0- ⓪ **-22-** | **WT** | **NT** | **WTW** | **NTW** | -S		8,5W	4000K	24°	1210 lm	84%
A333-0- ⓪ **-30-** | **WT** | **NT** | **WTW** | **NTW** | -S		8,5W	2700K	34°	1070 lm	89%
A333-0- ⓪ **-31-** | **WT** | **NT** | **WTW** | **NTW** | -S		8,5W	3000K	34°	1140 lm	89%
A333-0- ⓪ **-32-** | **WT** | **NT** | **WTW** | **NTW** | -S		8,5W	4000K	34°	1210 lm	89%

48 V | III **IP**20 | CRI>90 | L80B10 > 60.000 h

MacAdam Step 2 · OPTIONS* · TRACK 48V · 360° · 310° · 17° / 24° / 34°



SIX **M 48V**	+RE	P	CCT	Beam	Flux	LOR
A330-0- ⓪ **-10-** | **WT** | **NT** | **WTW** | **NTW** | -S		17W	2700K	19°	2050 lm	93%
A330-0- ⓪ **-11-** | **WT** | **NT** | **WTW** | **NTW** | -S		17W	3000K	19°	2130 lm	93%
A330-0- ⓪ **-12-** | **WT** | **NT** | **WTW** | **NTW** | -S		17W	4000K	19°	2160 lm	93%
A330-0- ⓪ **-20-** | **WT** | **NT** | **WTW** | **NTW** | -S		17W	2700K	28°	2050 lm	91%
A330-0- ⓪ **-21-** | **WT** | **NT** | **WTW** | **NTW** | -S		17W	3000K	28°	2130 lm	91%
A330-0- ⓪ **-22-** | **WT** | **NT** | **WTW** | **NTW** | -S		17W	4000K	28°	2160 lm	91%
A330-0- ⓪ **-30-** | **WT** | **NT** | **WTW** | **NTW** | -S		17W	2700K	38°	2050 lm	93%
A330-0- ⓪ **-31-** | **WT** | **NT** | **WTW** | **NTW** | -S		17W	3000K	38°	2130 lm	93%
A330-0- ⓪ **-32-** | **WT** | **NT** | **WTW** | **NTW** | -S		17W	4000K	38°	2160 lm	93%

48 V | III **IP**20 | CRI>90 | L90B10 > 55.000 h

MacAdam Step 2 · OPTIONS* · TRACK 48V · 360° · 310° · 19° / 28° / 38°

⓪	*OPTIONS
1	No DIM
2	DIM DALI

OTHER DIM OPTIONS PLEASE CONSULT

OPTIONAL

SIX S **High Chromatic LED** ⓘ » 361

SIX M **High Chromatic LED** ⓘ » 361

NOT SOLD SEPARATELY
AFFECT THE LIGHTING PARAMETERS

+RE	REF. ENDING	EXAMPLE
Ø	Track 48V	**A3300110WT**
-S	Track 48V Short	**A3300110WT-S**

FINISHING	Lamp	Adaptor
WT	**WT** □	**N** ■
NT	**NT** ■	**N** ■
WTV	**WT** □	**W** □
NTW	**NT** ■	**W** □

SIX S 48V

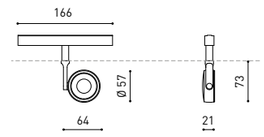

VISIBLE LIMIT

SIX M 48V

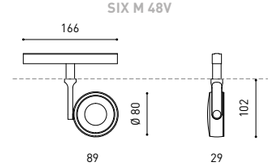

SIX S 48V SHORT (-S)

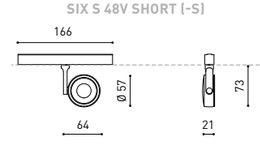

VISIBLE LIMIT

SIX M 48V SHORT (-S)

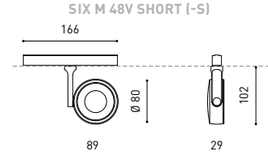

MATERIAL | AL | PC | RAL ⓘ » 392

+RE >> THE PRODUCTS FOR THE *TRACK 48V SHORT*, ADD "**-S**" AT THE END OF THE SALES REFERENCE (AFTER THE LETTERS WHICH INDICATE THE COLOUR OF THE PRODUCT). » 370

Six 48V



SIX L 48V	+RE	P	CCT	Beam	Flux	LOR
A329-0- ⓪ -10- | WT | NT | WTW | NTW	-S	24,5W	2700K	17°	2850 lm	93%
A329-0- ⓪ -11- | WT | NT | WTW | NTW	-S	24,5W	3000K	17°	2950 lm	93%
A329-0- ⓪ -12- | WT | NT | WTW | NTW	-S	24,5W	4000K	17°	3000 lm	93%
A329-0- ⓪ -30- | WT | NT | WTW | NTW	-S	24,5W	2700K	26°	2850 lm	93%
A329-0- ⓪ -31- | WT | NT | WTW | NTW	-S	24,5W	3000K	26°	2950 lm	93%
A329-0- ⓪ -32- | WT | NT | WTW | NTW	-S	24,5W	4000K	26°	3000 lm	93%
A329-0- ⓪ -20- | WT | NT | WTW | NTW	-S	24,5W	2700K	34°	2850 lm	90%
A329-0- ⓪ -21- | WT | NT | WTW | NTW	-S	24,5W	3000K	34°	2950 lm	90%
A329-0- ⓪ -22- | WT | NT | WTW | NTW	-S	24,5W	4000K	34°	3000 lm	90%

48 V | III IP20 | CRI>90 | L90B10 >55.000 h

MacAdam Step 2 · OPTIONS* · TRACK 48V · 360° · 310° · 17° / 26° / 34°

⓪	*OPTIONS
1	No DIM
2	DIM DALI

OTHER DIM OPTIONS PLEASE CONSULT

+RE	REF. ENDING	EXAMPLE
Ø	Track 48V	**A3290110WT**
-S	Track 48V Short	**A3290110WT-S**

OPTIONAL

SIX L **High Chromatic LED** ⓘ » 361

NOT SOLD SEPARATELY
AFFECTS THE LIGHTING PARAMETERS

SIX L 48V

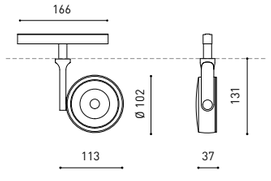

VISIBLE LIMIT

SIX L 48V SHORT (-S)

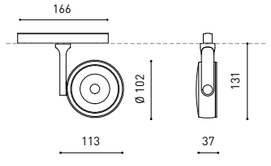

FINISHING	Lamp	Adaptor
WT	WT □	N ■
NT	NT ■	N ■
WTW	WT □	W □
NTW	NT ■	W □

MATERIAL | AL | PC | RAL ⓘ » 392

+RE >> THE PRODUCTS FOR THE *TRACK 48V SHORT*, ADD "**-S**" AT THE END OF THE SALES REFERENCE (AFTER THE LETTERS WHICH INDICATE THE COLOUR OF THE PRODUCT). » 370

Fit 48V

Extended Family / Magnetic 24V Fit_100 / Fit Recessed_108 / Fit Surface_136 / Fit 24V_230 / Fit 65 1L_275 / Fit_283



FIT 20 48V	+RE	P	CCT	Flux
A344-0- ⓪ - ○ -0- | WT | NT | G | WTW | NTW | GW	-S	2,1W	2700K	127 lm
A344-0- ⓪ - ○ -1- | WT | NT | G | WTW | NTW | GW	-S	2,1W	3000K	150 lm
A344-0- ⓪ - ○ -3- | WT | NT | G | WTW | NTW | GW	-S	2,1W	3500K	160 lm

48 V | III IP20 | CRI>90 | L80B10 >50.000 h

MacAdam Step 3 · OPTIONS* · TRACK 48V · 360° · 90° · 12°/30°/54°

FIT 20 48V DOUBLE	+RE	P	CCT	Flux
A344-1- ⓪ - ○ -0- | WT | NT | G | WTW | NTW | GW	-S	4,2W	2700K	2 x 127 lm
A344-1- ⓪ - ○ -1- | WT | NT | G | WTW | NTW | GW	-S	4,2W	3000K	2 x 150 lm
A344-1- ⓪ - ○ -3- | WT | NT | G | WTW | NTW | GW	-S	4,2W	3500K	2 x 160 lm

48 V | III IP20 | CRI>90 | L80B10 >50.000 h

MacAdam Step 3 · OPTIONS* · TRACK 48V · 360° · 90° · 12°/30°/54°

⓪	*OPTIONS
1	No DIM
2	DIM DALI

OTHER DIM OPTIONS PLEASE CONSULT

○	BEAM	LOR
1	12°	87%
2	30°	88%
3	54°	81%

+RE	REF. ENDING	EXAMPLE
Ø	Track 48V	**A3440110WT**
-S	Track 48V Short	**A3440110WT-S**

FIT20 48V

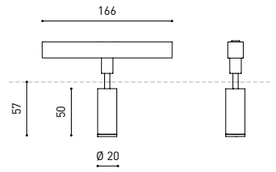

VISIBLE LIMIT

FIT20 48V DOUBLE

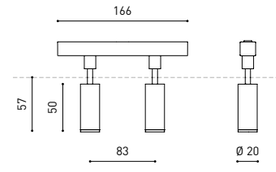

FIT20 48V SHORT (-S)

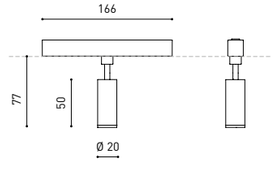

VISIBLE LIMIT

FIT20 48V DOUBLE - SHORT (-S)

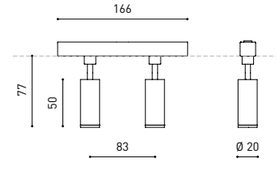

FINISHING	Lamp	Adaptor
WT	WT □	N ■
NT	NT ■	N ■
G	G ■	N ■
WTW	WT □	W □
NTW	NT ■	W □
GW	G ■	W □

MATERIAL | AL | PC | RAL ⓘ » 392

+RE >> THE PRODUCTS FOR THE *TRACK 48V SHORT*, ADD "**-S**" AT THE END OF THE SALES REFERENCE (AFTER THE LETTERS WHICH INDICATE THE COLOUR OF THE PRODUCT). » 370

Fit 48V



FIT 27 48V	+RE	P	CCT	Beam	Flux	LOR
A548-0- ⓪ -10- | WT | NT | G | WTW | NTW | GW |	-S	5,5W	2700K	18°	520 lm	84%
A548-0- ⓪ -11- | WT | NT | G | WTW | NTW | GW |	-S	5,5W	3000K	18°	560 lm	84%
A548-0- ⓪ -13- | WT | NT | G | WTW | NTW | GW |	-S	5,5W	3500K	18°	560 lm	84%
A548-0- ⓪ -12- | WT | NT | G | WTW | NTW | GW |	-S	5,5W	4000K	18°	600 lm	84%
A548-0- ⓪ -20- | WT | NT | G | WTW | NTW | GW |	-S	5,5W	2700K	31°	520 lm	82%
A548-0- ⓪ -21- | WT | NT | G | WTW | NTW | GW |	-S	5,5W	3000K	31°	560 lm	82%
A548-0- ⓪ -23- | WT | NT | G | WTW | NTW | GW |	-S	5,5W	3500K	31°	560 lm	82%
A548-0- ⓪ -22- | WT | NT | G | WTW | NTW | GW |	-S	5,5W	4000K	31°	600 lm	82%
A548-0- ⓪ -30- | WT | NT | G | WTW | NTW | GW |	-S	5,5W	2700K	42°	520 lm	84%
A548-0- ⓪ -31- | WT | NT | G | WTW | NTW | GW |	-S	5,5W	3000K	42°	560 lm	84%
A548-0- ⓪ -33- | WT | NT | G | WTW | NTW | GW |	-S	5,5W	3500K	42°	560 lm	84%
A548-0- ⓪ -32- | WT | NT | G | WTW | NTW | GW |	-S	5,5W	4000K	42°	600 lm	84%

48 V | III **IP**20 | CRI>90 | L90B10 >108.000 h

MacAdam Step 2 · OPTIONS* · TRACK 48V · 360° · 90° · 18°/31°/42°

⓪	*OPTIONS
1	No DIM
2	DIM DALI

OTHER DIM OPTIONS PLEASE CONSULT

+RE	REF. ENDING	EXAMPLE
Ø	Track 48V	**A5480110WT**
-S	Track 48V Short	**A5480110WT-S**

OPTIONAL ACCESSORY

FIT 27 **Anti-glare Honeycomb Louver**

A399-00-00

NOT SOLD SEPARATELY
AFFECTS THE LIGHTING PARAMETERS



FINISHING	Lamp	Adaptor
WT	WT □	N ■
NT	NT ■	N ■
G	G ■	N ■
WTW	WT □	W □
NTW	NT ■	W □
GW	G ■	W □

FIT27 48V

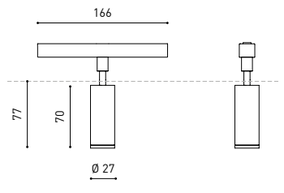

VISIBLE LIMIT

FIT27 48V SHORT (-S)

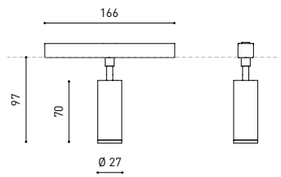

MATERIAL | AL | PC | RAL » 392

+RE >> THE PRODUCTS FOR THE *TRACK 48V SHORT*, ADD "**-S**" AT THE END OF THE SALES REFERENCE (AFTER THE LETTERS WHICH INDICATE THE COLOUR OF THE PRODUCT). » 370



FIT 27 48V DOUBLE	+RE	P	CCT	Beam	Flux	LOR
A548-1- ⓪ -10- | WT | NT | G | WTW | NTW | GW |	-S	11W	2700K	18°	2 x 520 lm	84%
A548-1- ⓪ -11- | WT | NT | G | WTW | NTW | GW |	-S	11W	3000K	18°	2 x 560 lm	84%
A548-1- ⓪ -13- | WT | NT | G | WTW | NTW | GW |	-S	11W	3500K	18°	2 x 560 lm	84%
A548-1- ⓪ -12- | WT | NT | G | WTW | NTW | GW |	-S	11W	4000K	18°	2 x 600 lm	84%
A548-1- ⓪ -20- | WT | NT | G | WTW | NTW | GW |	-S	11W	2700K	31°	2 x 520 lm	82%
A548-1- ⓪ -21- | WT | NT | G | WTW | NTW | GW |	-S	11W	3000K	31°	2 x 560 lm	82%
A548-1- ⓪ -23- | WT | NT | G | WTW | NTW | GW |	-S	11W	3500K	31°	2 x 560 lm	82%
A548-1- ⓪ -22- | WT | NT | G | WTW | NTW | GW |	-S	11W	4000K	31°	2 x 600 lm	82%
A548-1- ⓪ -30- | WT | NT | G | WTW | NTW | GW |	-S	11W	2700K	42°	2 x 520 lm	84%
A548-1- ⓪ -31- | WT | NT | G | WTW | NTW | GW |	-S	11W	3000K	42°	2 x 560 lm	84%
A548-1- ⓪ -33- | WT | NT | G | WTW | NTW | GW |	-S	11W	3500K	42°	2 x 560 lm	84%
A548-1- ⓪ -32- | WT | NT | G | WTW | NTW | GW |	-S	11W	4000K	42°	2 x 600 lm	84%

48 V | III **IP**20 | CRI>90 | L90B10 >108.000 h

MacAdam Step 2 · OPTIONS* · TRACK 48V · 360° · 90° · 18°/31°/42°

⓪	*OPTIONS
1	No DIM
2	DIM DALI

OTHER DIM OPTIONS PLEASE CONSULT

+RE	REF. ENDING	EXAMPLE
Ø	Track 48V	**A5481110WT**
-S	Track 48V Short	**A5481110WT-S**

OPTIONAL ACCESSORY

FIT 27 **Anti-glare Honeycomb Louver**

A399-00-00

NOT SOLD SEPARATELY
AFFECTS THE LIGHTING PARAMETERS



FINISHING	Lamp	Adaptor
WT	WT □	N ■
NT	NT ■	N ■
G	G ■	N ■
WTW	WT □	W □
NTW	NT ■	W □
GW	G ■	W □

FIT27 48V DOUBLE

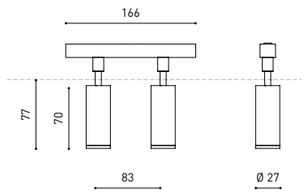

VISIBLE LIMIT

FIT27 48V DOUBLE - SHORT (-S)

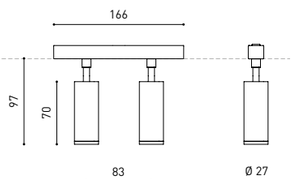

MATERIAL | AL | PC | RAL » 392

+RE >> THE PRODUCTS FOR THE *TRACK 48V SHORT*, ADD "**-S**" AT THE END OF THE SALES REFERENCE (AFTER THE LETTERS WHICH INDICATE THE COLOUR OF THE PRODUCT). » 370

Fit 48V



FIT 35 48V	+RE	P	CCT	Beam	Flux	LOR
A345-0- ⓪ -10- | WT | NT | G | WTW | NTW | GW |	-S	5,5W	2700K	20°	620 lm	85%
A345-0- ⓪ -11- | WT | NT | G | WTW | NTW | GW |	-S	5,5W	3000K	20°	660 lm	85%
A345-0- ⓪ -13- | WT | NT | G | WTW | NTW | GW |	-S	5,5W	3500K	20°	660 lm	85%
A345-0- ⓪ -12- | WT | NT | G | WTW | NTW | GW |	-S	5,5W	4000K	20°	710 lm	85%
A345-0- ⓪ -20- | WT | NT | G | WTW | NTW | GW |	-S	5,5W	2700K	29°	620 lm	84%
A345-0- ⓪ -21- | WT | NT | G | WTW | NTW | GW |	-S	5,5W	3000K	29°	660 lm	84%
A345-0- ⓪ -23- | WT | NT | G | WTW | NTW | GW |	-S	5,5W	3500K	29°	660 lm	84%
A345-0- ⓪ -22- | WT | NT | G | WTW | NTW | GW |	-S	5,5W	4000K	29°	710 lm	84%
A345-0- ⓪ -30- | WT | NT | G | WTW | NTW | GW |	-S	5,5W	2700K	36°	620 lm	85%
A345-0- ⓪ -31- | WT | NT | G | WTW | NTW | GW |	-S	5,5W	3000K	36°	660 lm	85%
A345-0- ⓪ -33- | WT | NT | G | WTW | NTW | GW |	-S	5,5W	3500K	36°	660 lm	85%
A345-0- ⓪ -32- | WT | NT | G | WTW | NTW | GW |	-S	5,5W	4000K	36°	710 lm	85%

48 V | III **IP**20 | CRI>90 | L90B10 >108.000 h

MacAdam Step 2 · OPTIONS* · TRACK 48V · 360° · 90° · 20°/29°/36°

⓪	*OPTIONS
1	No DIM
2	DIM DALI

OTHER DIM OPTIONS PLEASE CONSULT

+RE	REF. ENDING	EXAMPLE
Ø	Track 48V	**A3450110WT**
-S	Track 48V Short	**A3450110WT-S**

OPTIONAL ACCESSORY

FIT 35 **Anti-glare Honeycomb Louver**

A345-00-00

NOT SOLD SEPARATELY
AFFECTS THE LIGHTING PARAMETERS



FINISHING	Lamp	Adaptor
WT	WT ☐	N ■
NT	NT ■	N ■
G	G ■	N ■
WTW	WT ☐	W ☐
NTW	NT ■	W ☐
GW	G ■	W ☐

FIT35 48V

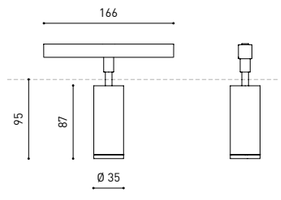

VISIBLE LIMIT

FIT35 48V SHORT (-S)

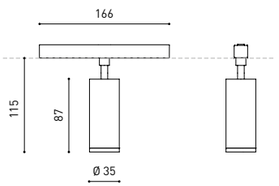

MATERIAL | AL | PC | RAL » 392

+RE >> THE PRODUCTS FOR THE *TRACK 48V SHORT*, ADD "**-S**" AT THE END OF THE SALES REFERENCE (AFTER THE LETTERS WHICH INDICATE THE COLOUR OF THE PRODUCT). » 370



FIT 35 48V DOUBLE	+RE	P	CCT	Beam	Flux	LOR
A345-1- ⓪ -10- | WT | NT | G | WTW | NTW | GW |	-S	11W	2700K	20°	2 x 620 lm	85%
A345-1- ⓪ -11- | WT | NT | G | WTW | NTW | GW |	-S	11W	3000K	20°	2 x 660 lm	85%
A345-1- ⓪ -13- | WT | NT | G | WTW | NTW | GW |	-S	11W	3500K	20°	2 x 660 lm	85%
A345-1- ⓪ -12- | WT | NT | G | WTW | NTW | GW |	-S	11W	4000K	20°	2 x 710 lm	85%
A345-1- ⓪ -20- | WT | NT | G | WTW | NTW | GW |	-S	11W	2700K	29°	2 x 620 lm	84%
A345-1- ⓪ -21- | WT | NT | G | WTW | NTW | GW |	-S	11W	3000K	29°	2 x 660 lm	84%
A345-1- ⓪ -23- | WT | NT | G | WTW | NTW | GW |	-S	11W	3500K	29°	2 x 660 lm	84%
A345-1- ⓪ -22- | WT | NT | G | WTW | NTW | GW |	-S	11W	4000K	29°	2 x 710 lm	84%
A345-1- ⓪ -30- | WT | NT | G | WTW | NTW | GW |	-S	11W	2700K	36°	2 x 620 lm	85%
A345-1- ⓪ -31- | WT | NT | G | WTW | NTW | GW |	-S	11W	3000K	36°	2 x 660 lm	85%
A345-1- ⓪ -33- | WT | NT | G | WTW | NTW | GW |	-S	11W	3500K	36°	2 x 660 lm	85%
A345-1- ⓪ -32- | WT | NT | G | WTW | NTW | GW |	-S	11W	4000K	36°	2 x 710 lm	85%

48 V | III **IP**20 | CRI>90 | L90B10 >108.000 h

MacAdam Step 2 · OPTIONS* · TRACK 48V · 360° · 90° · 20°/29°/36°

⓪	*OPTIONS
1	No DIM
2	DIM DALI

OTHER DIM OPTIONS PLEASE CONSULT

+RE	REF. ENDING	EXAMPLE
Ø	Track 48V	**A3451110WT**
-S	Track 48V Short	**A3451110WT-S**

OPTIONAL ACCESSORY

FIT 35 **Anti-glare Honeycomb Louver**

A345-00-00

NOT SOLD SEPARATELY
AFFECTS THE LIGHTING PARAMETERS



FINISHING	Lamp	Adaptor
WT	WT ☐	N ■
NT	NT ■	N ■
G	G ■	N ■
WTW	WT ☐	W ☐
NTW	NT ■	W ☐
GW	G ■	W ☐

FIT35 48V DOUBLE

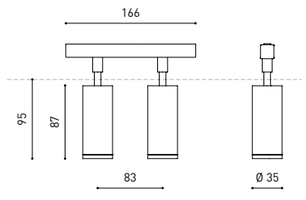

VISIBLE LIMIT

FIT35 48V DOUBLE - SHORT (-S)

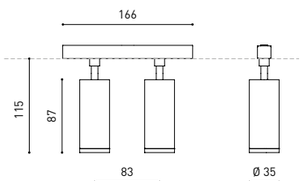

MATERIAL | AL | PC | RAL » 392

+RE >> THE PRODUCTS FOR THE *TRACK 48V SHORT*, ADD "**-S**" AT THE END OF THE SALES REFERENCE (AFTER THE LETTERS WHICH INDICATE THE COLOUR OF THE PRODUCT). » 370

Fit 48V



FIT **50 48V**	+RE	P	CCT	Beam	Flux	LOR
A346-0- ⓒⓒ **-10-** | **WT** | **NT** | **G** | **WTW** | **NTW** | **GW** |	-S	12W	2700K	14°	1090 lm	84%
A346-0- ⓒⓒ **-11-** | **WT** | **NT** | **G** | **WTW** | **NTW** | **GW** |	-S	12W	3000K	14°	1180 lm	84%
A346-0- ⓒⓒ **-13-** | **WT** | **NT** | **G** | **WTW** | **NTW** | **GW** |	-S	12W	3500K	14°	1180 lm	84%
A346-0- ⓒⓒ **-12-** | **WT** | **NT** | **G** | **WTW** | **NTW** | **GW** |	-S	12W	4000K	14°	1260 lm	84%
A346-0- ⓒⓒ **-20-** | **WT** | **NT** | **G** | **WTW** | **NTW** | **GW** |	-S	12W	2700K	26°	1090 lm	83%
A346-0- ⓒⓒ **-21-** | **WT** | **NT** | **G** | **WTW** | **NTW** | **GW** |	-S	12W	3000K	26°	1180 lm	83%
A346-0- ⓒⓒ **-23-** | **WT** | **NT** | **G** | **WTW** | **NTW** | **GW** |	-S	12W	3500K	26°	1180 lm	83%
A346-0- ⓒⓒ **-22-** | **WT** | **NT** | **G** | **WTW** | **NTW** | **GW** |	-S	12W	4000K	26°	1260 lm	83%
A346-0- ⓒⓒ **-30-** | **WT** | **NT** | **G** | **WTW** | **NTW** | **GW** |	-S	12W	2700K	50°	1090 lm	79%
A346-0- ⓒⓒ **-31-** | **WT** | **NT** | **G** | **WTW** | **NTW** | **GW** |	-S	12W	3000K	50°	1180 lm	79%
A346-0- ⓒⓒ **-33-** | **WT** | **NT** | **G** | **WTW** | **NTW** | **GW** |	-S	12W	3500K	50°	1180 lm	79%
A346-0- ⓒⓒ **-32-** | **WT** | **NT** | **G** | **WTW** | **NTW** | **GW** |	-S	12W	4000K	50°	1260 lm	79%

48 V | III **IP**20 | CRI>90 | L90B10 >108.000 h

MacAdam Step 2 · OPTIONS* · TRACK 48V · 360° · 90° · 14°/26°/50°

ⓒⓒ	*OPTIONS
1	No DIM
2	DIM DALI

OTHER DIM OPTIONS PLEASE CONSULT

+RE	REF. ENDING	EXAMPLE
Ø	Track 48V	**A3460110WT**
-S	Track 48V Short	**A3460110WT-S**

OPTIONAL ACCESSORY

FIT 50 **Anti-glare Honeycomb Louver**

A346-00-00

NOT SOLD SEPARATELY
AFFECTS THE LIGHTING PARAMETERS



FINISHING	Lamp	Adaptor
WT	WT □	N ■
NT	NT ■	N ■
G	G ■	N ■
WTW	WT □	W □
NTW	NT ■	W □
GW	G ■	W □

FIT50 48V

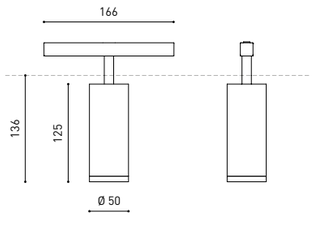

VISIBLE LIMIT

FIT50 48V SHORT (-S)

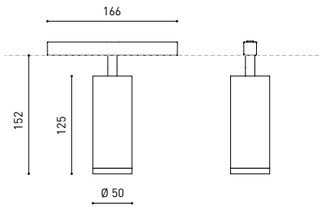

MATERIAL | AL | PC | RAL » 392

+RE >> THE PRODUCTS FOR THE *TRACK 48V SHORT*, ADD "**-S**" AT THE END OF THE SALES REFERENCE (AFTER THE LETTERS WHICH INDICATE THE COLOUR OF THE PRODUCT). » 370

Plus 48V

Extended Family / Magnetic 24V Plus Micro_102 / Plus Recessed_109 / Plus Micro 24V_228 / Plus Mini 1L_275 / Plus_284





PLUS **Mini 48V**	+RE	P	CCT	Beam	Flux	LOR
A326-00- ⓒⓒ **-0-** | **WT** | **NT** | **WTW** | **NTW** |	-S	6,5W	2700K	10°-41°	630 lm	20-40%
A326-00- ⓒⓒ **-1-** | **WT** | **NT** | **WTW** | **NTW** |	-S	6,5W	3000K	10°-41°	660 lm	20-40%
A326-00- ⓒⓒ **-2-** | **WT** | **NT** | **WTW** | **NTW** |	-S	6,5W	4000K	10°-41°	680 lm	20-40%

48 V | III **IP**20 | CRI>90 | L90B10 > 55.000 h

MacAdam Step 2 · OPTIONS* · TRACK 48V · 360° · 180° · 10°-41°

PLUS **48V**	+RE	P	CCT	Beam	Flux	LOR
A323-00- ⓒⓒ **-0-** | **WT** | **NT** | **WTW** | **NTW** |	-S	18W	2700K	12°-51°	1920 lm	26-40%
A323-00- ⓒⓒ **-1-** | **WT** | **NT** | **WTW** | **NTW** |	-S	18W	3000K	12°-51°	2000 lm	26-40%
A323-00- ⓒⓒ **-2-** | **WT** | **NT** | **WTW** | **NTW** |	-S	18W	4000K	12°-51°	2030 lm	26-40%

48 V | III **IP**20 | CRI>90 | L90B10 > 55.000 h

MacAdam Step 2 · OPTIONS* · TRACK 48V · 360° · 180° · 12°-51°

ⓒⓒ	*OPTIONS
1	No DIM
2	DIM DALI

OTHER DIM OPTIONS PLEASE CONSULT

+RE	REF. ENDING	EXAMPLE
Ø	Track 48V	**A3230010WT**
-S	Track 48V Short	**A3230010WT-S**

OPTIONAL

PLUS MINI **High Chromatic LED**

PLUS **High Chromatic LED**

» 361

NOT SOLD SEPARATELY
AFFECT THE LIGHTING PARAMETERS

FINISHING	Lamp	Adaptor
WT	WT □	N ■
NT	NT ■	N ■
WTW	WT □	W □
NTW	NT ■	W □

PLUS MINI 48V

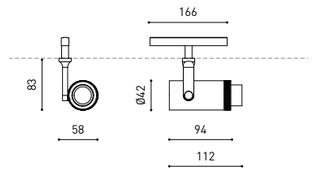

VISIBLE LIMIT

PLUS 48V

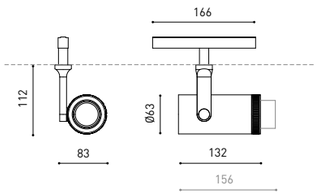

PLUS MINI 48V SHORT (-S)

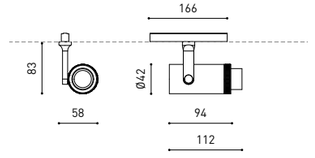

VISIBLE LIMIT

PLUS 48V SHORT (-S)

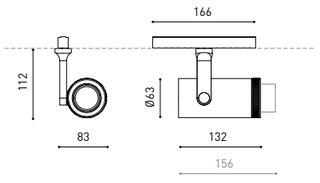

MATERIAL | AL | OPTICAL GLASS || OPTICAL PMMA | RAL » 392

+RE >> THE PRODUCTS FOR THE *TRACK 48V SHORT*, ADD "**-S**" AT THE END OF THE SALES REFERENCE (AFTER THE LETTERS WHICH INDICATE THE COLOUR OF THE PRODUCT). » 370

iO 48V

Extended Family / Magnetic 24V iO Micro_100 / iO Surface_138 / iO Micro 24V_229 / iO_274



iO 48V		+RE	P	CCT	Beam	Flux	LOR
A348-0-	-10- | WT | NT | WTW | NTW	-S	4,5W	2700K	20°	485 lm	92%
A348-0-	-11- | WT | NT | WTW | NTW	-S	4,5W	3000K	20°	505 lm	92%
A348-0-	-13- | WT | NT | WTW | NTW	-S	4,5W	3500K	20°	515 lm	92%
A348-0-	-20- | WT | NT | WTW | NTW	-S	4,5W	2700K	30°	485 lm	89%
A348-0-	-21- | WT | NT | WTW | NTW	-S	4,5W	3000K	30°	505 lm	89%
A348-0-	-23- | WT | NT | WTW | NTW	-S	4,5W	3500K	30°	515 lm	89%
A348-0-	-30- | WT | NT | WTW | NTW	-S	4,5W	2700K	56°	485 lm	86%
A348-0-	-31- | WT | NT | WTW | NTW	-S	4,5W	3000K	56°	505 lm	86%
A348-0-	-33- | WT | NT | WTW | NTW	-S	4,5W	3500K	56°	515 lm	86%

48 V | III | **IP**20 | CRI>90 | L 90B10 > 55.000 h

MacAdam Step 2 | OPTIONS* | TRACK 48V | 360° | 325° | 20° / 30° / 56°

	*OPTIONS
1	No DIM
2	DIM DALI

OTHER DIM OPTIONS PLEASE CONSULT

+RE	REF. ENDING	EXAMPLE
Ø	Track 48V	**A3480110WT**
-S	Track 48V Short	**A3480110WT-S**

OPTIONAL ACCESSORIES

NOT SOLD SEPARATELY | AFFECT THE LIGHTING PARAMETERS

iO **Beam Mixer Diffuser** 0805-01-00



iO **Anti-glare Honeycomb Louver** 0806-00-00 | WT | NT |



iO **High Chromatic LED** » 361

FINISHING	Lamp	Adaptor
WT	WT □	N ■
NT	NT ■	N ■
WTW	WT □	W □
NTW	NT ■	W □

iO 48V

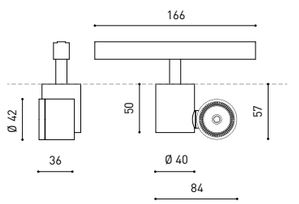

VISIBLE LIMIT

iO 48V SHORT (-S)

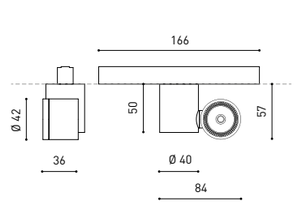

MATERIAL | AL | PC | RAL » 392

+RE >> THE PRODUCTS FOR THE *TRACK 48V SHORT*, ADD "**-S**" AT THE END OF THE SALES REFERENCE (AFTER THE LETTERS WHICH INDICATE THE COLOUR OF THE PRODUCT). » 370

Flip 48V

Extended Family / Magnetic 24V Flip_98 / Flip Recessed_113 / Flip Surface_135

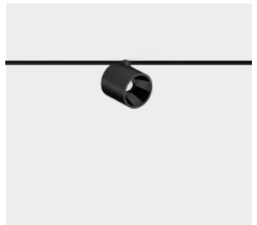

		+RE	P	CCT	Beam	Flux	LOR
FLIP 48V	A489-0- -10- | NT | WT | NTMG |	-S	6W	2700K	23°	620 lm	86%
	A489-0- -11- | NT | WT | NTMG |	-S	6W	3000K	23°	650 lm	86%
	A489-0- -13- | NT | WT | NTMG |	-S	6W	3500K	23°	680 lm	86%
	A489-0- -12- | NT | WT | NTMG |	-S	6W	4000K	23°	690 lm	86%
	A489-0- -20- | NT | WT | NTMG | WTW |	-S	6W	2700K	34°	620 lm	78%
	A489-0- -21- | NT | WT | NTMG | WTW |	-S	6W	3000K	34°	650 lm	78%
	A489-0- -23- | NT | WT | NTMG | WTW |	-S	6W	3500K	34°	680 lm	78%
	A489-0- -22- | NT | WT | NTMG | WTW |	-S	6W	4000K	34°	690 lm	78%

48 V | III | **IP**20 | CRI>90 | L 80B10 > 60.000 h

MacAdam Step 2 | OPTIONS* | TRACK 48V | 360° | 90° | 23° / 34°

	OPTIONS*
1	No DIM
2	DIM DALI

OTHER DIM OPTIONS PLEASE CONSULT

+RE	REF. ENDING	EXAMPLE
Ø	Track 48V	**A4890110WT**
-S	Track 48V Short	**A4890110WT-S**

FINISHING	Body	Lampshade	Adaptor
NT	NT ■	N ■	N ■
WT	WT □	N ■	N ■
NTMG	NT ■	MG ■	N ■
WTW	WT □	W □	W □

OTHER FINISHING COMBINATIONS PLEASE CONSULT

FLIP 48V

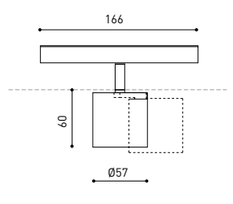

VISIBLE LIMIT

FLIP 48V SHORT (-S)

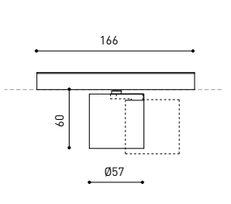

MATERIAL | AL | ABS+PC | RAL » 392

"THE INVISIBLE BLACK" IS ONLY AVAILABLE FOR WT, NT & NTMG COLOURS | COLOURS MAY AFFECT THE LIGHTING PARAMETERS » 370

+RE >> THE PRODUCTS FOR THE *TRACK 48V SHORT*, ADD "**-S**" AT THE END OF THE SALES REFERENCE (AFTER THE LETTERS WHICH INDICATE THE COLOUR OF THE PRODUCT).

Zen Tube 48V

Extended Family / Zen Tube Surface_139 / Zen Tube_286



		+RE	P	CCT	Flux	LOR
ZEN TUBE 48V 1	A341-11- ◎◎ -0- | WT | NT | WTW | NTW	-S	12W	2700K	1580 lm	90%
	A341-11- ◎◎ -1- | WT | NT | WTW | NTW	-S	12W	3000K	1640 lm	90%
ZEN TUBE 48V 2	A341-12- ◎◎ -0- | WT | NT | WTW | NTW	-S	17W	2700K	2130 lm	90%
	A341-12- ◎◎ -1- | WT | NT | WTW | NTW	-S	17W	3000K	2220 lm	90%
ZEN TUBE 48V 3	A341- ◎ -3- ◎◎ -0- | WT | NT | WTW | NTW	-S	23W	2700K	3070 lm	90%
	A341- ◎ -3- ◎◎ -1- | WT | NT | WTW | NTW	-S	23W	3000K	3190 lm	90%

48V | III **IP**20 | CRI>90 | L90B10 >55.000 h

MacAdam Step 2 · OPTIONS* · TRACK 48V · 360° · 270° · 16° / 24° / 42°

◎◎	*OPTIONS
1	No DIM
2	DIM DALI

OTHER DIM OPTIONS PLEASE CONSULT

+RE	REF. ENDING	EXAMPLE
Ø	Track 48V	**A3411110WT**
-S	Track 48V Short	**A3411110WT-S**

◎◎◎	BEAM OPTIONS
1	16°
2	24°
3	42°

ZEN TUBE 48V

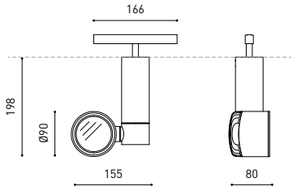

VISIBLE LIMIT

ZEN TUBE 48V SHORT (-S)

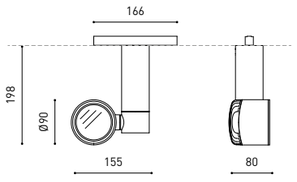

VISIBLE LIMIT

OPTIONAL ACCESSORIES

NOT SOLD SEPARATELY | AFFECT THE LIGHTING PARAMETERS

ZEN **Anti-glare Honeycomb Louver** 0702-02-00



ZEN **Elliptical Refractor** 0700-08-00



ZEN **Beam Mixer Diffuser** 0805-02-00



ZEN **High Chromatic LED** » 361

FINISHING	Lamp	Adaptor
WT	WT □	N ■
NT	NT ■	N ■
WTW	WT □	W □
NTW	NT ■	W □

MATERIAL | AL | GL-TRANS | RAL » 392

+RE >> THE PRODUCTS FOR THE *TRACK 48V SHORT*, ADD "**-S**" AT THE END OF THE SALES REFERENCE (AFTER THE LETTERS WHICH INDICATE THE COLOUR OF THE PRODUCT). » 370

Black Foster 48V

Extended Family / Black Foster_10 / Black Foster Surface_117 / Black Foster Suspension_189 / Black Foster Micro 24V_226 / Black Foster Custom System_300





		+RE	P	CCT	Beam	Flux	LOR
BLACK FOSTER 48V Tilt 5	A481-40- ◎ -0- | NT | WT | NTMG	-S	10,5W	2700K	38°	950 lm	92%
	A481-40- ◎ -1- | NT | WT | NTMG	-S	10,5W	3000K	38°	1050 lm	92%
	A481-40- ◎ -3- | NT | WT | NTMG	-S	10,5W	3500K	38°	1150 lm	92%
	A481-40- ◎ -2- | NT | WT | NTMG	-S	10,5W	4000K	38°	1250 lm	92%
	A481-41- ◎ -0- | NT | WT | NTMG	-S	10,5W	2700K	19°	950 lm	90%
	A481-41- ◎ -1- | NT | WT | NTMG	-S	10,5W	3000K	19°	1050 lm	90%
	A481-41- ◎ -3- | NT | WT | NTMG	-S	10,5W	3500K	19°	1150 lm	90%
	A481-41- ◎ -2- | NT | WT | NTMG	-S	10,5W	4000K	19°	1250 lm	90%

48V | III **IP**20 | CRI>90 | L90B10 >102.000 h

MacAdam Step 3 · OPTIONS* · TRACK 48V · 360° · 90° · UGR <19 · 19° / 38°

◎◎	OPTIONS*
1	No DIM
2	DIM DALI

OTHER DIM OPTIONS PLEASE CONSULT

+RE	REF. ENDING	EXAMPLE
Ø	Track 48V	**A4814011WT**
-S	Track 48V Short	**A4814011WT-S**

BLACK FOSTER 48V TILT 5

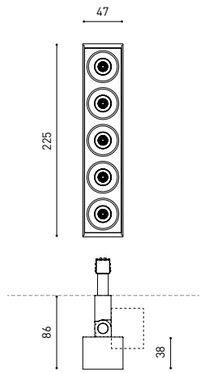

VISIBLE LIMIT

BLACK FOSTER 48V TILT 5 SHORT (-S)

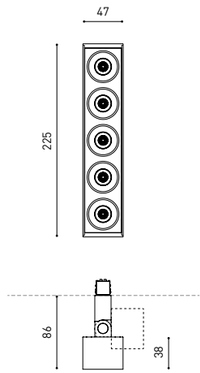

FINISHING	Body	Lampshade
NT	NT ■	N ■
WT	WT □	N ■
NTMG	NT ■	MG ■

MATERIAL | AL | ABS+PC | RAL » 392

+RE >> THE PRODUCTS FOR THE *TRACK 48V SHORT*, ADD "**-S**" AT THE END OF THE SALES REFERENCE (AFTER THE LETTERS WHICH INDICATE THE COLOUR OF THE PRODUCT). » 370

Black Foster 48V



		P	CCT	Flux	LOR
BLACK FOSTER Micro 48V 5	A416-20- ⓓ -0- | N |	7W	2700K	775 lm	87%
	A416-20- ⓓ -1- | N |	7W	3000K	800 lm	87%
	A416-20- ⓓ -3- | N |	7W	3500K	825 lm	87%
	A416-20- ⓓ -2- | N |	7W	4000K	850 lm	87%

48 V | III IP20 | CRI>90 | L90B10 >60.000 h

MacAdam Step 3 · OPTIONS* · TRACK 48V · UGR <19 · 37°



		P	CCT	Flux	LOR
BLACK FOSTER Micro 48V 10	A416-50- ⓓ -0- | N |	14W	2700K	1550 lm	87%
	A416-50- ⓓ -1- | N |	14W	3000K	1600 lm	87%
	A416-50- ⓓ -3- | N |	14W	3500K	1650 lm	87%
	A416-50- ⓓ -2- | N |	14W	4000K	1700 lm	87%

48 V | III IP20 | CRI>90 | L90B10 >60.000 h

MacAdam Step 3 · OPTIONS* · TRACK 48V · UGR <19 · 37°

ⓓ OPTIONS*

1	No DIM
2	DIM DALI

OTHER DIM OPTIONS PLEASE CONSULT

BLACK FOSTER MICRO 48V 5

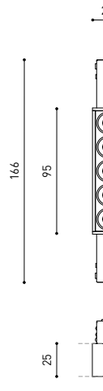

BLACK FOSTER MICRO 48V 10

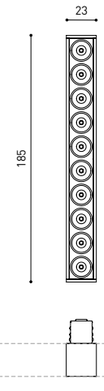

SHORT VISIBLE LIMIT
VISIBLE LIMIT

FINISHING | N ■ | MATERIAL | AL | ABS+PC | RAL ⓘ » 392

» 370

Line 48V

Extended Family / Line Suspension_192 / Line Micro 24V_229

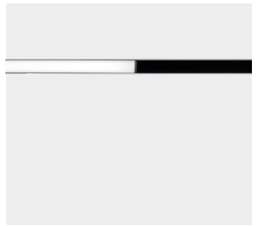

		P	CCT	Flux	LOR
LINE 500 48V	A376-10- ⓓ -0- | N | WT |	10,5W	2700K	1500 lm	65%
	A376-10- ⓓ -1- | N | WT |	10,5W	3000K	1600 lm	65%
	A376-10- ⓓ -2- | N | WT |	10,5W	4000K	1650 lm	65%
LINE 1000 48V	A376-20- ⓓ -0- | N | WT |	21W	2700K	3000 lm	65%
	A376-20- ⓓ -1- | N | WT |	21W	3000K	3200 lm	65%
	A376-20- ⓓ -2- | N | WT |	21W	4000K	3300 lm	65%
LINE 2000 48V	A376-30- ⓓ -0- | N | WT |	42W	2700K	6000 lm	65%
	A376-30- ⓓ -1- | N | WT |	42W	3000K	6400 lm	65%
	A376-30- ⓓ -2- | N | WT |	42W	4000K	6600 lm	65%

48 V | III IP20 | CRI>90 | L80B10 >60.000 h

MacAdam Step 2 · OPTIONS* · TRACK 48V · 98°

ⓓ *OPTIONS

1	No DIM
2	DIM DALI

OTHER DIM OPTIONS PLEASE CONSULT

LINE 500 48V

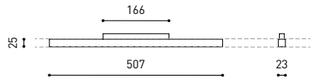

SHORT VISIBLE LIMIT
VISIBLE LIMIT

LINE 1000 48V

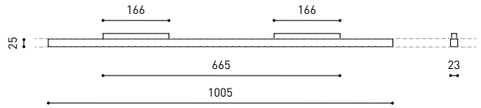

SHORT VISIBLE LIMIT
VISIBLE LIMIT

LINE 2000 48V



SHORT VISIBLE LIMIT
VISIBLE LIMIT

FINISHING | N ■ | WT □ | MATERIAL | AL | PC | RAL ⓘ » 392

COLOURS MAY AFFECT THE LIGHTING PARAMETERS

» 370

Puck S 48V

Extended Family / Puck Recessed_73 / Puck_128 / Puck Outdoor_330



PUCK **S 48V**	+RE	P	CCT	Flux	LOR
A526-00- ⓪ **-0-** | **WT** | **NT** | **WTW** | **NTW** | -S		6W	2700K	810 lm	78%
A526-00- ⓪ **-1-** | **WT** | **NT** | **WTW** | **NTW** | -S		6W	3000K	865 lm	78%
A526-00- ⓪ **-2-** | **WT** | **NT** | **WTW** | **NTW** | -S		6W	4000K	920 lm	78%

48 V | III **IP**20 | CRI>90 | L80B10 >60.000 h

MacAdam Step 2 | OPTIONS* | TRACK 48V | UGR <19 | 42°

⓪	*OPTIONS
1	No DIM
2	DIM DALI

OTHER DIM OPTIONS PLEASE CONSULT

+RE	REF. ENDING	EXAMPLE
Ø	Track 48V	**A5260010WT**
-S	Track 48V Short	**A5260010WT-S**

FINISHING	Lamp	Adaptor
WT	WT □	N ■
NT	NT ■	N ■
WTW	WT □	W □
NTW	NT ■	W □

PUCK S 48V

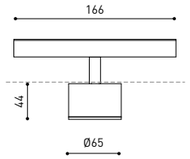

VISIBLE LIMIT

PUCK S 48V SHORT (-S)

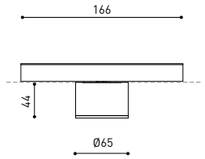

MATERIAL | AL | OPTICAL GLASS | RAL » 392

+RE >> THE PRODUCTS FOR THE *TRACK 48V SHORT*, ADD "**-S**" AT THE END OF THE SALES REFERENCE (AFTER THE LETTERS WHICH INDICATE THE COLOUR OF THE PRODUCT). » 370

Wiz 48V

THE INVISIBLE BLACK



WIZ **48V**	+RE	P	CCT	Flux	LOR
A465-0- ⓪ **-10-** | **WT** | **NT** | **WTW** | **NTW** | -S		12,4W	2700K	1470 lm	86%
A465-0- ⓪ **-11-** | **WT** | **NT** | **WTW** | **NTW** | -S		12,4W	3000K	1530 lm	86%
A465-0- ⓪ **-12-** | **WT** | **NT** | **WTW** | **NTW** | -S		12,4W	4000K	1550 lm	86%

48 V | III **IP**20 | CRI>90 | L90B10 > 55.000 h

MacAdam Step 2 | OPTIONS* | TRACK 48V | UGR <19 | 38°

⓪	*OPTIONS
1	No DIM
2	DIM DALI

OTHER DIM OPTIONS PLEASE CONSULT

+RE	REF. ENDING	EXAMPLE
Ø	Track 48V	**A4650110WT**
-S	Track 48V Short	**A4650110WT-S**

OPTIONAL

WIZ **High Chromatic LED** ⓘ » 361

NOT SOLD SEPARATELY
AFFECTS THE LIGHTING PARAMETERS

FINISHING	Body	Lampshade	Adaptor
WT	WT □	N ■	N ■
NT	NT ■	N ■	N ■
WTW	WT □	N ■	W □
NTW	NT ■	N ■	W □

WIZ 48V

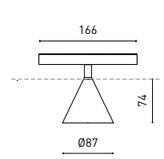

VISIBLE LIMIT

WIZ 48V SHORT (-S)

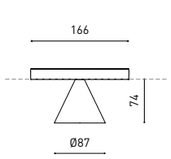

MATERIAL | AL | ABS+PC | RAL » 392

+RE >> THE PRODUCTS FOR THE *TRACK 48V SHORT*, ADD "**-S**" AT THE END OF THE SALES REFERENCE (AFTER THE LETTERS WHICH INDICATE THE COLOUR OF THE PRODUCT). » 370

Top 48V



TOP **Mini 48V**	+RE	P	CCT	Beam	Flux	LOR
A340-0- ⓓ **-10-** | **WT** | **NT** | **WTW** | **NTW** |	-S	6,5W	2700K	20°	610 lm	92%
A340-0- ⓓ **-11-** | **WT** | **NT** | **WTW** | **NTW** |	-S	6,5W	3000K	20°	640 lm	92%
A340-0- ⓓ **-20-** | **WT** | **NT** | **WTW** | **NTW** |	-S	6,5W	2700K	30°	610 lm	89%
A340-0- ⓓ **-21-** | **WT** | **NT** | **WTW** | **NTW** |	-S	6,5W	3000K	30°	640 lm	89%
A340-0- ⓓ **-30-** | **WT** | **NT** | **WTW** | **NTW** |	-S	6,5W	2700K	56°	610 lm	86%
A340-0- ⓓ **-31-** | **WT** | **NT** | **WTW** | **NTW** |	-S	6,5W	3000K	56°	640 lm	86%

48 V | III | **IP**20 | CRI>90 | L90B10 >55.000 h

MacAdam Step 2 | OPTIONS* | TRACK 48V | UGR <19 | 20° / 30° / 56°

ⓓ	*OPTIONS
1	No DIM
2	DIM DALI

OTHER DIM OPTIONS PLEASE CONSULT

+RE	REF. ENDING	EXAMPLE
Ø	Track 48V	**A3400110WT**
-S	Track 48V Short	**A3400110WT-S**

TOP MINI 48V

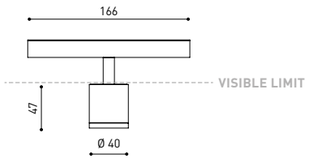

TOP MINI 48V SHORT (-S)

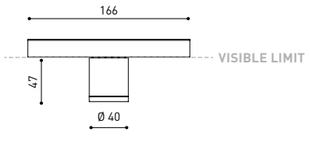

FINISHING	Lamp	Adaptor
WT	WT ☐	N ■
NT	NT ■	N ■
WTW	WT ☐	W ☐
NTW	NT ■	W ☐

OPTIONAL ACCESSORIES

NOT SOLD SEPARATELY | AFFECT THE LIGHTING PARAMETERS

TOP **Beam Mixer Diffuser** 0805-01-00



TOP **Anti-glare Honeycomb Louver** 0807-00-00 | WT | NT |



TOP **High Chromatic LED** ⓘ » 361

MATERIAL | AL | PC | RAL ⓘ » 392

+RE >> THE PRODUCTS FOR THE *TRACK 48V SHORT*, ADD "**-S**" AT THE END OF THE SALES REFERENCE (AFTER THE LETTERS WHICH INDICATE THE COLOUR OF THE PRODUCT). » 370



TOP **48V**	+RE	P	CCT	Beam	Flux	LOR
A339-0- ⓓ **-10-** | **WT** | **NT** | **WTW** | **NTW** |	-S	6,5W	2700K	20°	610 lm	92%
A339-0- ⓓ **-11-** | **WT** | **NT** | **WTW** | **NTW** |	-S	6,5W	3000K	20°	640 lm	92%
A339-0- ⓓ **-20-** | **WT** | **NT** | **WTW** | **NTW** |	-S	6,5W	2700K	30°	610 lm	89%
A339-0- ⓓ **-21-** | **WT** | **NT** | **WTW** | **NTW** |	-S	6,5W	3000K	30°	640 lm	89%
A339-0- ⓓ **-30-** | **WT** | **NT** | **WTW** | **NTW** |	-S	6,5W	2700K	56°	610 lm	86%
A339-0- ⓓ **-31-** | **WT** | **NT** | **WTW** | **NTW** |	-S	6,5W	3000K	56°	640 lm	86%

48 V | III | **IP**20 | CRI>90 | L90B10 >55.000 h

MacAdam Step 2 | OPTIONS* | TRACK 48V | UGR <19 | 20° / 30° / 56°

ⓓ	*OPTIONS
1	No DIM
2	DIM DALI

OTHER DIM OPTIONS PLEASE CONSULT

+RE	REF. ENDING	EXAMPLE
Ø	Track 48V	**A3390110WT**
-S	Track 48V Short	**A3390110WT-S**

TOP 48V

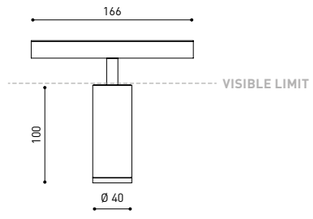

TOP 48V SHORT (-S)

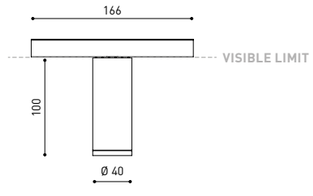

FINISHING	Lamp	Adaptor
WT	WT ☐	N ■
NT	NT ■	N ■
WTW	WT ☐	W ☐
NTW	NT ■	W ☐

OPTIONAL ACCESSORIES

NOT SOLD SEPARATELY | AFFECT THE LIGHTING PARAMETERS

TOP **Beam Mixer Diffuser** 0805-01-00



TOP **Anti-glare Honeycomb Louver** 0807-00-00 | WT | NT |



TOP **High Chromatic LED** ⓘ » 361

MATERIAL | AL | PC | RAL ⓘ » 392

+RE >> THE PRODUCTS FOR THE *TRACK 48V SHORT*, ADD "**-S**" AT THE END OF THE SALES REFERENCE (AFTER THE LETTERS WHICH INDICATE THE COLOUR OF THE PRODUCT). » 370

Stick 48V

Extended Family / Stick_182 / Stick 22 24V_231 / Stick Fancy Shape_293



STICK **48V**	P	CCT	Beam	Flux	LOR
A40- ○ **-** ◎ **-** ◎◎ **-10-** | **WT** | **NT** | **WTW** | **NTW** |	5,6W	2700K	18°	530 lm	84%
A40- ○ **-** ◎ **-** ◎◎ **-11-** | **WT** | **NT** | **WTW** | **NTW** |	5,6W	3000K	18°	570 lm	84%
A40- ○ **-** ◎ **-** ◎◎ **-20-** | **WT** | **NT** | **WTW** | **NTW** |	5,6W	2700K	31°	530 lm	82%
A40- ○ **-** ◎ **-** ◎◎ **-21-** | **WT** | **NT** | **WTW** | **NTW** |	5,6W	3000K	31°	570 lm	82%
A40- ○ **-** ◎ **-** ◎◎ **-30-** | **WT** | **NT** | **WTW** | **NTW** |	5,6W	2700K	42°	530 lm	84%
A40- ○ **-** ◎ **-** ◎◎ **-31-** | **WT** | **NT** | **WTW** | **NTW** |	5,6W	3000K	42°	570 lm	84%

48 V | III | **IP**20 | CRI>90 | L90B10 > 108.000 h

MacAdam Step 2 | OPTIONS* | TRACK 48V | 18° / 31° / 42°

○	STICK LENGTH	
7	STICK 22	220 mm
8	STICK 44	440 mm
9	STICK 66	660 mm

◎	CORD LENGTH-L
0	2 m
2	5 m

◎◎	OPTIONS*
1	No DIM
2	DIM DALI

OTHER DIM OPTIONS PLEASE CONSULT

OPTIONAL ACCESSORY

CORD Accessory

0223-00-00- | **N** |

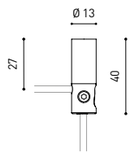

FINISHING	Lamp	Adaptor
WT	WT □	N ■
NT	NT ■	N ■
WTW	WT □	W □
NTW	NT ■	W □

STICK 22 48V | STICK 44 48V | STICK 66 48V | STICK 48V + CORD ACCESSORY

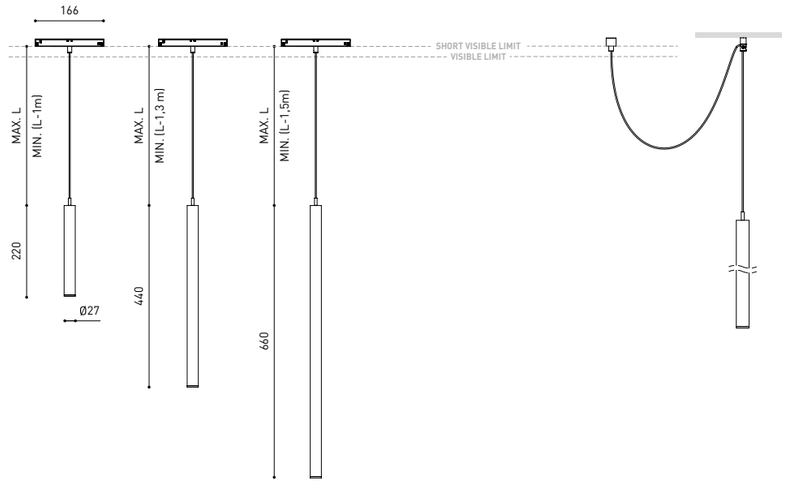

MATERIAL | AL | ABS+PC | RAL » 392

» 370

Holly 48V

Extended Family / Holly_183 / Holly Fancy Shape_299



HOLLY **48V**	P	CCT	Beam	Flux	LOR
A349- ◎ **-** ◎◎ **-00-** | **WT** | **NT** | **WTW** | **NTW** |	2,1W	2700K	19°	190 lm	90%
A349- ◎ **-** ◎◎ **-01-** | **WT** | **NT** | **WTW** | **NTW** |	2,1W	3000K	19°	210 lm	90%
A349- ◎ **-** ◎◎ **-10-** | **WT** | **NT** | **WTW** | **NTW** |	2,1W	2700K	38°	190 lm	92%
A349- ◎ **-** ◎◎ **-11-** | **WT** | **NT** | **WTW** | **NTW** |	2,1W	3000K	38°	210 lm	92%

48 V | III | **IP**20 | CRI>90 | L90B10 > 102.000 h

MacAdam Step 3 | OPTIONS* | TRACK 48V | 19° / 38°

◎	SUSPENSION DISTANCE
0	2 m
1	3 m
2	5 m

ADJUSTMENT RANGE 2m

◎◎	OPTIONS*
1	No DIM
2	DIM DALI

OTHER DIM OPTIONS PLEASE CONSULT

OPTIONAL ACCESSORY

CORD Accessory

0223-00-00- | **W** | **N** |

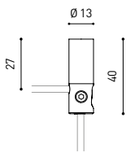

FINISHING	Lamp	Adaptor	Cord
WT	WT □	N ■	W □
NT	NT ■	N ■	N ■
WTW	WT □	W □	W □
NTW	NT ■	W □	N ■

HOLLY 48V TRACK | HOLLY 48V TRACK + CORD ACCESSORY

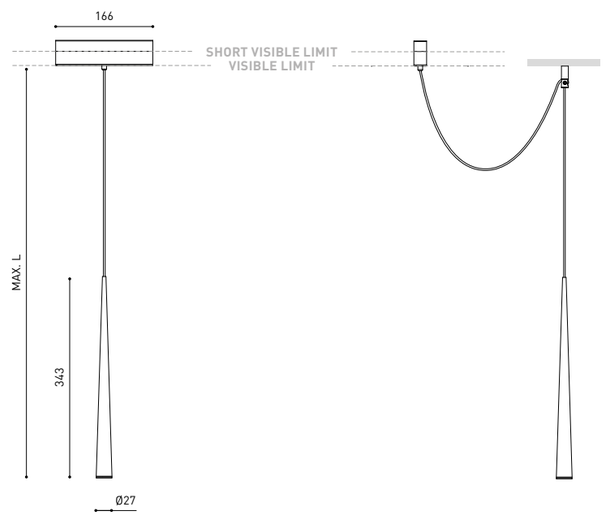

MATERIAL | AL | PC | RAL » 392

» 370

Spin 48V

Extended Family / Spin_184 / Spin Fancy Shape_298



SPIN **48V**	P	CCT	Beam	Flux	LOR
A350- ◎ **-** ◎◎ **-00** | **WT** | **NT** | **WTW** | **NTW** |	6,5W	2700K	24°	600 lm	86%
A350- ◎ **-** ◎◎ **-01** | **WT** | **NT** | **WTW** | **NTW** |	6,5W	3000K	24°	630 lm	86%
A350- ◎ **-** ◎◎ **-10** | **WT** | **NT** | **WTW** | **NTW** |	6,5W	2700K	40°	600 lm	84%
A350- ◎ **-** ◎◎ **-11** | **WT** | **NT** | **WTW** | **NTW** |	6,5W	3000K	40°	630 lm	84%

48 V | III **IP**20 | CRI>90 | L90B10 >60.000 h

MacAdam Step 2 | OPTIONS* | TRACK 48V | 24° / 40°

◎◎	SUSPENSION DISTANCE
0	2 m
1	3 m
2	5 m

ADJUSTMENT RANGE 2m

◎◎	OPTIONS*
1	No DIM
2	DIM DALI

OTHER DIM OPTIONS PLEASE CONSULT

OPTIONAL ACCESSORY

CORD Accessory

0223-00-00- | **W** | **N** |

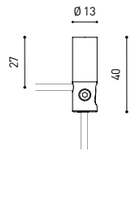

SPIN 48V

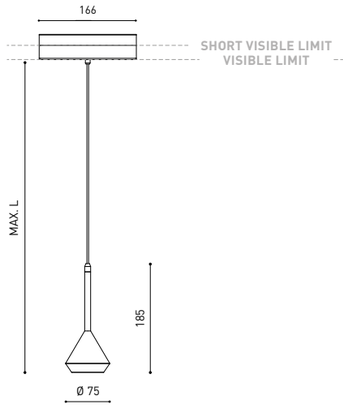

SPIN 48V + CORD ACCESSORY

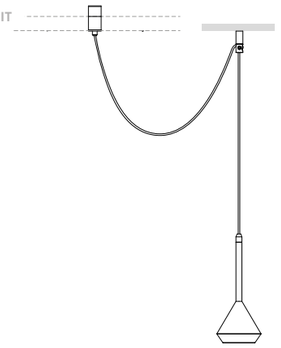

FINISHING	Lamp	Adaptor	Cord
WT	**WT** □	**N** ■	**W** □
NT	**NT** ■	**N** ■	**N** ■
WTW	**WT** □	**W** □	**W** □
NTW	**NT** ■	**W** □	**N** ■

MATERIAL | **AL** | **PMMA** |

RAL » 392

» 370

Dune 35 48V

Extended Family / Dune_164



DUNE **35 48V**	P	CCT	Flux	LOR
A532-1- ◎ **-** ◎◎ **-0-** | **WT** | **NT** | **PG** | **OG** | **BE** |	4W	2700K	570 lm	83%
A532-1- ◎ **-** ◎◎ **-1-** | **WT** | **NT** | **PG** | **OG** | **BE** |	4W	3000K	600 lm	83%

48 V | III **IP**20 | CRI>90 | L90B10 >55.000 h

MacAdam Step 2 | OPTIONS* | TRACK 48V | 132°

◎◎	CORD LENGTH-L
0	2 m
1	3 m
2	5 m

ADJUSTMENT RANGE 2m

◎◎	OPTIONS*
1	No DIM
2	DIM DALI

OTHER DIM OPTIONS PLEASE CONSULT

OPTIONAL ACCESSORIES

CORD Accessory

0223-00-00- | **N** |

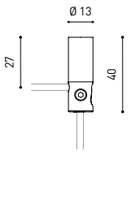

DUNE 35 48V

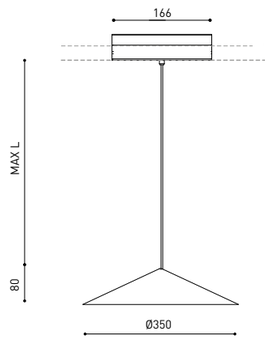

DUNE 35 48V + CORD ACCESSORY

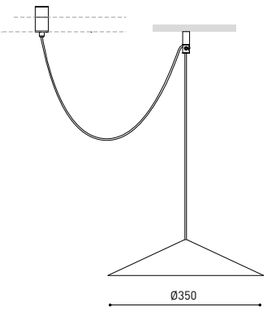

FINISHING	Lamp	Adaptor	Cord
WT	**WT** □	**N** ■	**N** ■
NT	**NT** ■	**N** ■	**N** ■
PG	**PG** ■	**N** ■	**N** ■
OG	**OG** ■	**N** ■	**N** ■
BE	**BE** ■	**N** ■	**N** ■

MATERIAL | **AL** | **PC** |

RAL » 392

COLOURS MAY AFFECT THE LIGHTING PARAMETERS
OTHER CCT & DIM OPTIONS PLEASE CONSULT

» 370





TRACK SYSTEM

Track 1L

01 / **iO**
02 / **Plus mini 1L**
03 / **Fit 65 1L**

TRACK SYSTEM

Track 3L

01 / **Six**
Six M
Six L
02 / **Plus**
Plus Mini
Plus
03 / **Zen Tube**
04 / **Fit**
Fit 65
Fit 80
05 / **Coco M**
06 / **Thor**

Track 1L

SURFACE & SUSPENDED



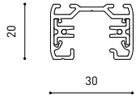

TRACK 1L 1m	A264-01-00- | B | N |
TRACK 1L 2m	A264-02-00- | B | N |
TRACK 1L 3m	A264-03-00- | B | N |



POLARITY GROOVE



TRACK 1L Live-End Connector
A264-00-01- | B | N |
A264-00-02- | B | N |



TRACK 1L Contact Joint
A264-00-04- | B | N |

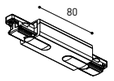

TRACK 1L Central Connector
A264-00-03- | B | N |



TRACK 1L End
A264-00-13- | B | N |





TRACK 1L 90º Angle
A264-00-06- | B | N |
A264-00-07- | B | N |

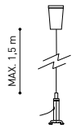

TRACK 1L Suspension Kit
A264-00-14- | WT | NT |

At least 2 units needed

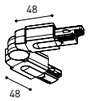

TRACK 1L Corner Connector
A264-00-15- | B | N |

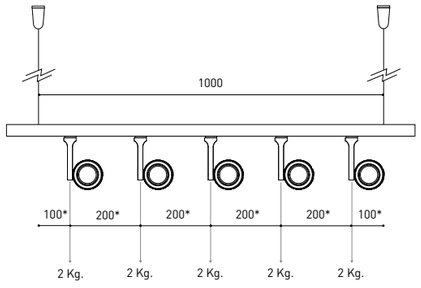

*minimum distance (mm.)

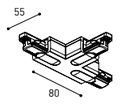



TRACK 1L T-Joint
A264-00-16- | B | N |
A264-00-17- | B | N |

COLOUR | B ☐ | N ■ | WT ☐ | NT ■ |

RAL ⓘ » 392

FLUSH MOUNTING



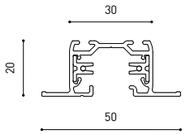

TRACK 1L FLUSH 1m	A264-11-00- | B | N |
TRACK 1L FLUSH 2m	A264-12-00- | B | N |
TRACK 1L FLUSH 3m	A264-13-00- | B | N |

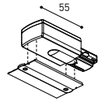

POLARITY GROOVE



TRACK 1L FLUSH Live-End Connector
A264-00-01- | B | N |
A264-00-02- | B | N |

TRACK 1L FLUSH Cover Plate
A264-10-19- | B | N |

Mandatory for installation



TRACK 1L Contact Joint
A264-00-04- | B | N |



TRACK 1L End
A264-00-13- | B | N |

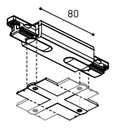

TRACK 1L FLUSH Central Connector
A264-00-03- | B | N |

TRACK 1L FLUSH Corner Cover Plate
A264-10-20- | B | N |

Mandatory for installation



TRACK 1L FLUSH Suspension Kit
A264-10-15

For wire 1,5 mm (Not Included)

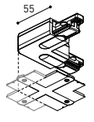



TRACK 1L FLUSH 90º Angle
A264-00-06- | B | N |
A264-00-07- | B | N |

TRACK 1L FLUSH Corner Cover Plate
A264-10-20- | B | N |

Mandatory for installation

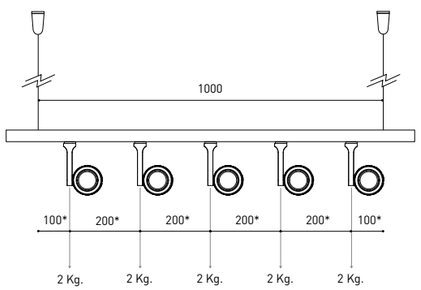

*minimum distance (mm.)

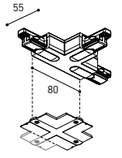



TRACK 1L FLUSH T-Joint
A264-00-16- | B | N |
A264-00-17- | B | N |

TRACK 1L FLUSH Corner Cover Plate
A264-10-20- | B | N |

Mandatory for installation

COLOUR | B ☐ | N ■ |

RAL ⓘ » 392

RECOMMENDED FOR INSTALLATIONS WHERE THE PROFILE CAN BE INSTALLED BEFORE THE FALSE PLASTERBOARD CEILING (THICKNESS 12,5mm.)

iO

Extended Family / Magnetic 24V iO Micro_100 / iO Surface_138 / iO Micro 24V_229 / iO 48V_256



			P	CCT	Beam	I	Flux	LOR
iO	**A262-00-10-** | **WT** | **NT** |		4,5W	2700K	20°	500mA	485 lm	92%
	A262-00-11- | **WT** | **NT** |		4,5W	3000K	20°	500mA	505 lm	92%
	A262-00-13- | **WT** | **NT** |		4,5W	3500K	20°	500mA	515 lm	92%
	A262-00-12- | **WT** | **NT** |		4,5W	4000K	20°	500mA	520 lm	92%
	A262-00-20- | **WT** | **NT** |		4,5W	2700K	30°	500mA	485 lm	89%
	A262-00-21- | **WT** | **NT** |		4,5W	3000K	30°	500mA	505 lm	89%
	A262-00-23- | **WT** | **NT** |		4,5W	3500K	30°	500mA	515 lm	89%
	A262-00-22- | **WT** | **NT** |		4,5W	4000K	30°	500mA	520 lm	89%
	A262-00-30- | **WT** | **NT** |		4,5W	2700K	56°	500mA	485 lm	86%
	A262-00-31- | **WT** | **NT** |		4,5W	3000K	56°	500mA	505 lm	86%
	A262-00-33- | **WT** | **NT** |		4,5W	3500K	56°	500mA	515 lm	86%
	A262-00-32- | **WT** | **NT** |		4,5W	4000K	56°	500mA	520 lm	86%

220 240 V~ | **IP**20 | CRI>90 | L90B10 >55.000 h

MacAdam Step 2 · INCL · TRACK 1L · 355° · 325° · 20° / 30° / 56°

OPTIONAL ACCESSORIES

NOT SOLD SEPARATELY
AFFECTS THE LIGHTING PARAMETERS

iO **Beam Mixer Diffuser**	0805-01-00



iO **Anti-glare Honeycomb Louver**	0806-00-00 | WT | NT |



iO **High Chromatic LED** » 361

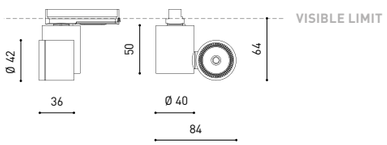

COLOUR | WT □ | NT ■ | MATERIAL | AL | PC | TRACK 1L » 272

Plus Mini 1L

Extended Family / Magnetic 24V Plus Micro_102 / Plus Recessed_109 / Plus Micro 24V_228 / Plus 48V_255 / Plus_284



			P	CCT	Beam	I	Flux	LOR
PLUS **Mini 1L**	**A327-00-20-** | **WT** | **NT** |		4,5W	2700K	10°-41°	500mA	480 lm	20-40%
	A327-00-21- | **WT** | **NT** |		4,5W	3000K	10°-41°	500mA	500 lm	20-40%
	A327-00-22- | **WT** | **NT** |		4,5W	4000K	10°-41°	500mA	515 lm	20-40%

220 240 V~ | **IP**20 | CRI>90 | L90B10 >55.000 h

MacAdam Step 2 · INCL · TRACK 1L · 350° · 180° · 10°-41°

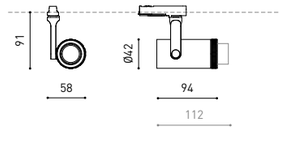

VISIBLE LIMIT

OPTIONAL

PLUS MINI **High Chromatic LED** » 361

NOT SOLD SEPARATELY
AFFECTS THE LIGHTING PARAMETERS

MINIMAL TRACK

Fit 65 1L

Extended Family / Magnetic 24V Fit_100 / Fit Recessed_108 / Fit Surface_136 / Fit 24V_230 / Fit 48V_249 / Fit_283



			P	CCT	Beam	I	Flux	LOR
FIT **65 1L**	**A366-01-11-** | **WT** | **NT** |		10,3W	3000K	18°	300mA	1300 lm	90%
	A366-01-12- | **WT** | **NT** |		10,3W	4000K	18°	300mA	1320 lm	90%
	A366-01-21- | **WT** | **NT** |		10,3W	3000K	26°	300mA	1300 lm	88%
	A366-01-22- | **WT** | **NT** |		10,3W	4000K	26°	300mA	1320 lm	88%
	A366-01-31- | **WT** | **NT** |		10,3W	3000K	36°	300mA	1300 lm	84%
	A366-01-32- | **WT** | **NT** |		10,3W	4000K	36°	300mA	1320 lm	84%

220 240 V~ | **IP**20 | CRI>90 | L90B10 >55.000 h

MacAdam Step 2 · INCL · TRACK 1L · 355° · 90° · 18°/26°/36°

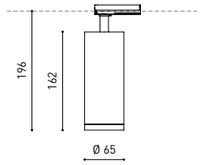

VISIBLE LIMIT

OPTIONAL ACCESSORY

FIT 65 **Anti-glare Honeycomb Louver**	A356-00-00

NOT SOLD SEPARATELY
AFFECTS THE LIGHTING PARAMETERS



COLOUR | WT □ | NT ■ | MATERIAL | AL | OPTICAL PMMA | TRACK 1L » 272

COLOUR | WT □ | NT ■ | MATERIAL | AL | PC |

Track 3L

TRACK 3L SURFACE & SUSPENDED



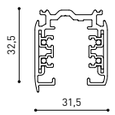

TRACK 3L **1m**	A282-01-00- | B | N |
TRACK 3L **2m**	A282-02-00- | B | N |
TRACK 3L **3m**	A282-03-00- | B | N |

TRACK 3L FLUSH MOUNTING*



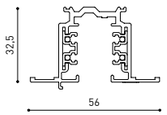

TRACK 3L FLUSH **1m**	A282-11-00- | B | N |
TRACK 3L FLUSH **2m**	A282-12-00- | B | N |
TRACK 3L FLUSH **3m**	A282-13-00- | B | N |

WEIGHT BEAR CAPACITY

Distancia de fijación y capacidad de carga.
Distancia fijación recomendada I~ 1000 mm.

Fastening distance and loading capacity.
Recommended fastening distance I~ 1000 mm.

Distance de fixation et capacité de charge.
Distance de fixation recommendée I~ 1000 mm.

Distanza di installazione e capacità di carico.
Distanza consigliata di fissazione I~ 1000 mm.

Befestigungsabstand und Belastbarkeit.
Empfohlener Abstand I~ 1000 mm.

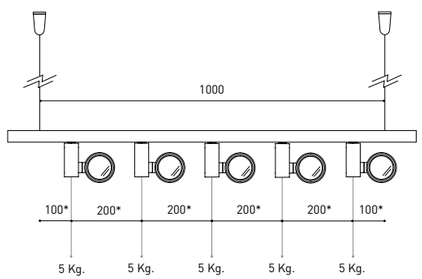

*minimum distance (mm.)

OPTIONAL ACCESSORIES

FIT MODEL: ACCESSORIES ONLY IN BLACK FINISH
SIX MODEL: ACCESSORIES NOT AVAILABLE

TRACKLIGHT Surface Adapter

	0000-55-43- | W |
	0000-55-39- | N |



NO DIM

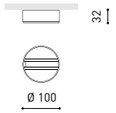

TRACKLIGHT Recessed Adapter

	0000-55-44- | W |
	0000-55-40- | N |



NO DIM Ø105

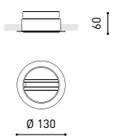

SURFACE & SUSPENDED



POLARITY GROOVE



TRACK 3L **Live-End Connector**	
A282-00-01- | B | N |	
A282-00-02- | B | N |	

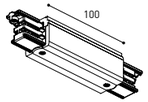

TRACK 3L **Central Connector**	
A282-00-03- | B | N |	



TRACK 3L **Fixation Kit**	
A219-21-06- | B | N |	

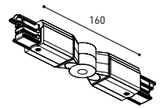

TRACK 3L **Universal Angle**	
A282-00-15- | B | N |	

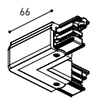



TRACK 3L **90º Angle**	
A282-00-06- | B | N |	
A282-00-07- | B | N |	

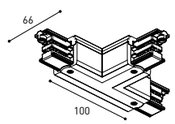



TRACK 3L **T Joint**	
A282-00-16- | B | N |	
A282-00-17- | B | N |	



TRACK 3L **Mechanical Joint**	
A219-21-11- | B | N |	

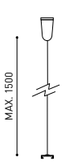

TRACK 3L **Suspension Kit**	
A219-21-10- | B | N |	

At least 2 units needed

FLUSH MOUNTING*

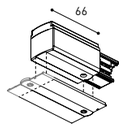

POLARITY GROOVE



TRACK 3L **Live-End Connector**	
A282-00-01- | B | N |	
A282-00-02- | B | N |	
TRACK 3L FLUSH **Cover Plate**	
A282-10-19- | B | N |	

Mandatory for installation

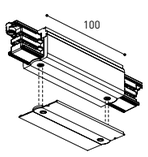

TRACK 3L **Central Connector**	
A282-00-03- | B | N |	
TRACK 3L FLUSH **Cover Plate**	
A282-10-19- | B | N |	

Mandatory for installation



TRACK 3L FLUSH **Ceiling Kit**	
A219-22-06- | B |	

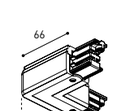



TRACK 3L **90º Angle**	
A282-00-06- | B | N |	
A282-00-07- | B | N |	
TRACK 3L FLUSH **Corner Cover Plate**	
A282-10-20- | B | N |	

Mandatory for installation

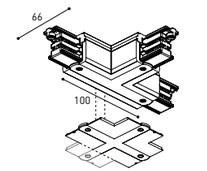



TRACK 3L **T Joint**	
A282-00-16- | B | N |	
A282-00-17- | B | N |	
TRACK 3L FLUSH **Corner Cover Plate**	
A282-10-20- | B | N |	

Mandatory for installation

SURFACE & SUSP. / FLUSH MOUNTING

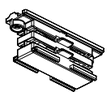

TRACK **Contact Joint**	
A282-00-04- | B | N |	



TRACK **End**	
A219-20-02- | B | N |	



TRACK **Clamp Kit for M6 ROD**	
A219-21-21- | B |	

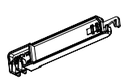

TRACK **Bending Tool**	
A282-00-00	

For tracks its lenght has been modified

COLOUR | B ☐ | N ■ | W ☐ |

RAL ⓘ » 392

* RECOMMENDED FOR INSTALLATIONS WHERE THE PROFILE CAN BE INSTALLED BEFORE THE FALSE PLASTERBOARD CEILING (THICKNESS 12,5mm.)

Track 3L - DIM

TRACK 3L SURFACE & SUSPENDED



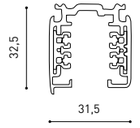

TRACK 3L 1m	A219-21-01- | B | N |
TRACK 3L 2m	A219-21-02- | B | N |
TRACK 3L 3m	A219-21-03- | B | N |

DALI

TRACK 3L FLUSH MOUNTING*



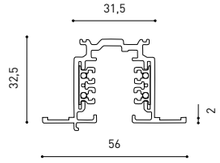

TRACK 3L FLUSH 1m	A219-22-01- | B | N |
TRACK 3L FLUSH 2m	A219-22-02- | B | N |
TRACK 3L FLUSH 3m	A219-22-03- | B | N |

DALI

WEIGHT BEAR CAPACITY

Distancia de fijación y capacidad de carga.
Distancia fijación recomendada l- 1000 mm.

Fastening distance and loading capacity.
Recommended fastening distance l- 1000 mm.

Distance de fixation et capacité de charge.
Distance de fixation recommendée l- 1000 mm.

Distanza di installazione e capacità di carico.
Distanza consigliata di fissazione l- 1000 mm.

Befestigungsabstand und Belastbarkeit.
Empfohlener Abstand l- 1000 mm.

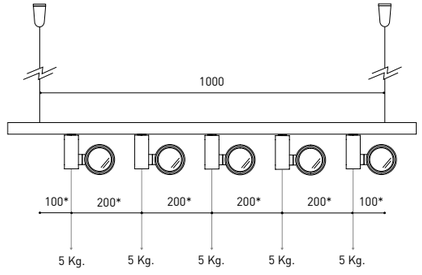

*minimum distance (mm.)

SURFACE & SUSPENDED



POLARITY GROOVE



TRACK 3L Live-End Connector
A219-21-04- | B | N |
A219-21-12 - | B | N |

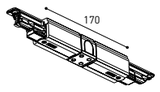

TRACK 3L Central Connector
A219-21-05- | B | N |



TRACK 3L Fixation Kit
A219-21-06- | B | N |

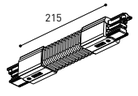

TRACK 3L Universal Angle
A219-21-07- | B | N |

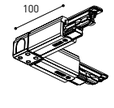



TRACK 3L 90º Angle
A219-21-08- | B | N |
A219-21-13- | B | N |

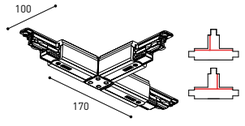

TRACK 3L T Joint
A219-21-09- | B | N |
A219-21-14- | B | N |



TRACK 3L Mechanical Joint
A219-21-11- | B | N |



TRACK 3L Suspension Kit
A219-21-10- | B | N |
At least 2 units needed

FLUSH MOUNTING*

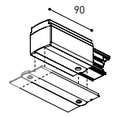

POLARITY GROOVE



TRACK 3L FLUSH Live-End Connector
A219-21-04- | B | N |
A219-21-12 - | B | N |

TRACK 3L FLUSH Cover Plate
A219-22-10- | B | N |
Mandatory for installation

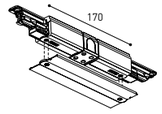

TRACK 3L FLUSH Central Connector
A219-21-05- | B | N |

TRACK 3L FLUSH COVER Plate
A219-22-10- | B | N |
Mandatory for installation



TRACK 3L FLUSH Ceiling Kit
A219-22-06- | B |

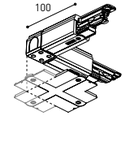



TRACK 3L FLUSH 90º Angle
A219-21-08- | B | N |
A219-21-13- | B | N |

TRACK 3L FLUSH Corner Cover Plate
A219-22-11- | B | N |
Mandatory for installation

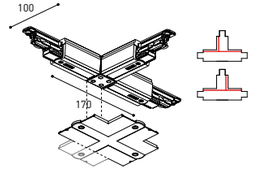

TRACK 3L T Joint
A219-21-09- | B | N |
A219-21-14- | B | N |

TRACK 3L FLUSH Corner Cover Plate
A219-22-11- | B | N |
Mandatory for installation

SURFACE & SUSP. / FLUSH MOUNTING



TRACK Contact Joint
A219-20-01- | B | N |



TRACK End
A219-20-02- | B | N |



TRACK Clamp Kit for M6 ROD
A219-21-21- | B |

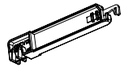

TRACK Bending Tool
A282-00-00
For tracks its lenght has been modified

COLOUR | B □ | N ■ |

RAL ⓘ » 392

* RECOMMENDED FOR INSTALLATIONS WHERE THE PROFILE CAN BE INSTALLED BEFORE THE FALSE PLASTERBOARD CEILING (THICKNESS 12,5mm.)

Six

Extended Family / Magnetic 24V Six XS_102 / Six Recessed_106 / Six XS 24V_228 / Six 48V_246



			P	CCT	Beam	I	Flux	LOR
SIX M 1	A331-11-10-	WT | NT	11,5W	2700K	19°	350mA	1600 lm	93%
	A331-11-11-	WT | NT	11,5W	3000K	19°	350mA	1650 lm	93%
	A331-11-12-	WT | NT	11,5W	4000K	19°	350mA	1700 lm	93%
	A331-11-20-	WT | NT	11,5W	2700K	28°	350mA	1600 lm	91%
	A331-11-21-	WT | NT	11,5W	3000K	28°	350mA	1650 lm	91%
	A331-11-22-	WT | NT	11,5W	4000K	28°	350mA	1700 lm	91%
	A331-11-30-	WT | NT	11,5W	2700K	38°	350mA	1600 lm	93%
	A331-11-31-	WT | NT	11,5W	3000K	38°	350mA	1650 lm	93%
	A331-11-32-	WT | NT	11,5W	4000K	38°	350mA	1700 lm	93%
SIX M 2	A331-2- ⓓ -10-	WT | NT	17W	2700K	19°	500mA	2050 lm	93%
	A331-2- ⓓ -11-	WT | NT	17W	3000K	19°	500mA	2130 lm	93%
	A331-2- ⓓ -12-	WT | NT	17W	4000K	19°	500mA	2160 lm	93%
	A331-2- ⓓ -20-	WT | NT	17W	2700K	28°	500mA	2050 lm	91%
	A331-2- ⓓ -21-	WT | NT	17W	3000K	28°	500mA	2130 lm	91%
	A331-2- ⓓ -22-	WT | NT	17W	4000K	28°	500mA	2160 lm	91%
	A331-2- ⓓ -30-	WT | NT	17W	2700K	38°	500mA	2050 lm	93%
	A331-2- ⓓ -31-	WT | NT	17W	3000K	38°	500mA	2130 lm	93%
	A331-2- ⓓ -32-	WT | NT	17W	4000K	38°	500mA	2160 lm	93%

220 240 V~ | IP20 | CRI>90 | L90B10 >55.000 h

MacAdam | OPTIONS* | INCL | TRACK 3L | 350° | 310° | 19° / 28° / 38°

Step 2

ⓓ	*OPTIONS
1	No DIM
2	DIM DALI

OPTIONAL

SIX M **High Chromatic LED** ⓘ » 361

NOT SOLD SEPARATELY
AFFECTS THE LIGHTING PARAMETERS

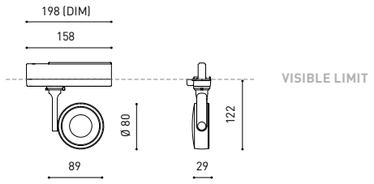

COLOUR | WT □ | NT ■ | MATERIAL | AL | PC | TRACK 3L ⓘ » 276

» 370



			P	CCT	Beam	I	Flux	LOR
SIX L 1	A286-11-10-	WT | NT	11,5W	2700K	17°	350mA	1600 lm	93%
	A286-11-11-	WT | NT	11,5W	3000K	17°	350mA	1650 lm	93%
	A286-11-12-	WT | NT	11,5W	4000K	17°	350mA	1700 lm	93%
	A286-11-30-	WT | NT	11,5W	2700K	26°	350mA	1600 lm	93%
	A286-11-31-	WT | NT	11,5W	3000K	26°	350mA	1650 lm	93%
	A286-11-32-	WT | NT	11,5W	4000K	26°	350mA	1700 lm	93%
	A286-11-20-	WT | NT	11,5W	2700K	34°	350mA	1600 lm	90%
	A286-11-21-	WT | NT	11,5W	3000K	34°	350mA	1650 lm	90%
	A286-11-22-	WT | NT	11,5W	4000K	34°	350mA	1700 lm	90%
SIX L 2	A286-2- ⓓ -10-	WT | NT	24,5W	2700K	17°	700mA	2850 lm	93%
	A286-2- ⓓ -11-	WT | NT	24,5W	3000K	17°	700mA	2950 lm	93%
	A286-2- ⓓ -12-	WT | NT	24,5W	4000K	17°	700mA	3000 lm	93%
	A286-2- ⓓ -30-	WT | NT	24,5W	2700K	26°	700mA	2850 lm	93%
	A286-2- ⓓ -31-	WT | NT	24,5W	3000K	26°	700mA	2950 lm	93%
	A286-2- ⓓ -32-	WT | NT	24,5W	4000K	26°	700mA	3000 lm	93%
	A286-2- ⓓ -20-	WT | NT	24,5W	2700K	34°	700mA	2850 lm	90%
	A286-2- ⓓ -21-	WT | NT	24,5W	3000K	34°	700mA	2950 lm	90%
	A286-2- ⓓ -22-	WT | NT	24,5W	4000K	34°	700mA	3000 lm	90%

220 240 V~ | IP20 | CRI>90 | L90B10 >55.000 h

MacAdam | OPTIONS* | INCL | TRACK 3L | 350° | 310° | 17° / 26° / 34°

Step 2

ⓓ	*OPTIONS
1	No DIM
4	DIM DALI

OPTIONAL

SIX L **High Chromatic LED** ⓘ » 361

NOT SOLD SEPARATELY
AFFECTS THE LIGHTING PARAMETERS

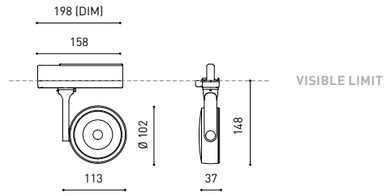

COLOUR | WT □ | NT ■ | MATERIAL | AL | PC | TRACK 3L ⓘ » 276

» 370

Coco M

Extended Family / Magnetic 24V Coco_98 / Coco Recessed_110 / Coco Surface_132 / Coco 48V_242



		P	CCT	Beam	I	Flux	LOR
COCO M **3L**	**A554-0- -10- | WT | NT |**	11,6W	2700K	32°	350mA	2080 lm	81%
	A554-0- -11- | WT | NT |	11,6W	3000K	32°	350mA	2160 lm	81%
	A554-0- -13- | WT | NT |	11,6W	3500K	32°	350mA	2190 lm	81%
	A554-0- -12- | WT | NT |	11,6W	4000K	32°	350mA	2200 lm	81%
	A554-0- -20- | WT | NT |	11,6W	2700K	43°	350mA	2080 lm	86%
	A554-0- -21- | WT | NT |	11,6W	3000K	43°	350mA	2160 lm	86%
	A554-0- -23- | WT | NT |	11,6W	3500K	43°	350mA	2190 lm	86%
	A554-0- -22- | WT | NT |	11,6W	4000K	43°	350mA	2200 lm	86%
	A554-0- -30- | WT | NT |	11,6W	2700K	53°	350mA	2080 lm	86%
	A554-0- -31- | WT | NT |	11,6W	3000K	53°	350mA	2160 lm	86%
	A554-0- -33- | WT | NT |	11,6W	3500K	53°	350mA	2190 lm	86%
	A554-0- -32- | WT | NT |	11,6W	4000K	53°	350mA	2200 lm	86%

220 240 V~ | **IP**20 | CRI>90 | L80B10 >66.000 h

MacAdam Step 2 · OPTIONS* · INCL · TRACK 3L · 350° · 90° · 32° / 43° / 53°

		P	CCT	Beam	I	Flux	LOR
COCO M **3L** Super Spot	**A554-0- -00- | WT | NT |**	8,7W	2700K	13°	500mA	1230 lm	67%
	A554-0- -01- | WT | NT |	8,7W	3000K	13°	500mA	1300 lm	67%
	A554-0- -03- | WT | NT |	8,7W	3500K	13°	500mA	1360 lm	67%
	A554-0- -02- | WT | NT |	8,7W	4000K	13°	500mA	1400 lm	67%

220 240 V~ | **IP**20 | CRI>90 | L80B10 >66.000 h

MacAdam Step 2 · OPTIONS* · INCL · TRACK 3L · 350° · 90° · 13°

	*OPTIONS
1	No DIM
2	DIM DALI

OTHER DIM OPTIONS PLEASE CONSULT

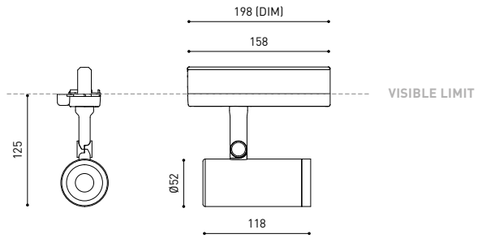

COLOUR | **NT** ■ | **WT** □ | MATERIAL | **AL** | **PC/PMMA** | TRACK 3L » 276

OTHER CCT OPTIONS PLEASE CONSULT » 370

OPTIONAL ACCESSORIES

AFFECT THE LIGHTING PARAMETERS
NOT SOLD SEPARATELY

COCO M **Anti-glare Honeycomb Louver**
A553-90-00- | WT | NT |

COCO M **Anti-glare Screen**
A553-90-01- | WT | NT |

COCO M **Linear Filter**
A553-90-02- | WT | NT |

SIUTABLE FOR BEAM ≤ 32°

COCO M **High Chromatic Led** » 361

Fit

Extended Family / Magnetic 24V Fit_100 / Fit Recessed_108 / Fit Surface_136 / Fit 24V_230 / Fit 48V_249 / Fit 65 1L_275



		P	CCT	Beam	I	Flux	LOR
FIT **65**	**A356-01-11- | WT | NT |**	10,3W	3000K	18°	300mA	1300 lm	90%
	A356-01-12- | WT | NT |	10,3W	4000K	18°	300mA	1320 lm	90%
	A356-01-21- | WT | NT |	10,3W	3000K	26°	300mA	1300 lm	88%
	A356-01-22- | WT | NT |	10,3W	4000K	26°	300mA	1320 lm	88%
	A356-01-31- | WT | NT |	10,3W	3000K	36°	300mA	1300 lm	84%
	A356-01-32- | WT | NT |	10,3W	4000K	36°	300mA	1320 lm	84%

220 240 V~ | **IP**20 | CRI>90 | L90B10 >55.000 h

MacAdam Step 2 · INCL · TRACK 3L · 360° · 90° · 18°/26°/36°

		P	CCT	Beam	I	Flux	LOR
FIT **65**	**A356-02-11- | WT | NT |**	10,3W	3000K	18°	300mA	1300 lm	90%
	A356-02-12- | WT | NT |	10,3W	4000K	18°	300mA	1320 lm	90%
	A356-02-21- | WT | NT |	10,3W	3000K	26°	300mA	1300 lm	88%
	A356-02-22- | WT | NT |	10,3W	4000K	26°	300mA	1320 lm	88%
	A356-02-31- | WT | NT |	10,3W	3000K	36°	300mA	1300 lm	84%
	A356-02-32- | WT | NT |	10,3W	4000K	36°	300mA	1320 lm	84%

220 240 V~ | **IP**20 | CRI>90 | L90B10 >55.000 h

MacAdam Step 2 · DALI · INCL · TRACK 3L · 360° · 90° · 18°/26°/36°



		P	CCT	Beam	I	Flux	LOR
FIT **80**	**A357-0- -11- | WT | NT |**	19W	3000K	19°	550mA	2500 lm	90%
	A357-0- -12- | WT | NT |	19W	4000K	19°	550mA	2540 lm	90%
	A357-0- -21- | WT | NT |	19W	3000K	28°	550mA	2500 lm	84%
	A357-0- -22- | WT | NT |	19W	4000K	28°	550mA	2540 lm	84%
	A357-0- -31- | WT | NT |	19W	3000K	37°	550mA	2500 lm	85%
	A357-0- -32- | WT | NT |	19W	4000K	37°	550mA	2540 lm	85%

220 240 V~ | **IP**20 | CRI>90 | L90B10 >55.000 h

MacAdam Step 2 · OPTIONS* · INCL · TRACK 3L · 360° · 90° · 19°/28°/37°

	*OPTIONS
1	No DIM
2	DIM DALI

OPTIONAL ACCESSORIES

FIT65 **Anti-glare Honeycomb Louver**
A356-00-00

FIT 80 **Anti-glare Honeycomb Louver**
A357-00-00

NOT SOLD SEPARATELY
AFFECT THE LIGHTING PARAMETERS

FIT 65

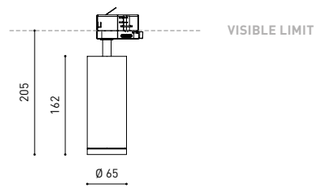

FIT 80

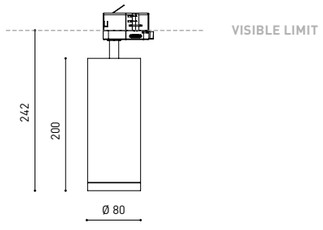

COLOUR | **WT** □ | **NT** ■ | MATERIAL | **AL** | **PC** | TRACK 3L » 276

» 370

LAMP-CONCEPT.CH



TRACK 3L

Plus

Extended Family / Magnetic 24V Plus Micro_102 / Plus Recessed_109 / Plus Micro 24V_228 / Plus 48V_255 / Plus Mini 1L_275



			P	CCT	Beam	I	Flux	LOR
PLUS **Mini**	**A327-00-10-** | **WT** | **NT** |		4,5W	2700K	10°-41°	500mA	480 lm	20-40%
	A327-00-11- | **WT** | **NT** |		4,5W	3000K	10°-41°	500mA	500 lm	20-40%
	A327-00-12- | **WT** | **NT** |		4,5W	4000K	10°-41°	500mA	515 lm	20-40%

220 240 V~ | **IP**20 | CRI>90 | L90B10 >55.000 h

MacAdam Step 2 | INCL | TRACK 3L | 350° | 180° | 10°-41°



			P	CCT	Beam	I	Flux	LOR
PLUS	**A324-00-00-** | **WT** | **NT** |		10,4W	2700K	12°-51°	300mA	1260 lm	26-40%
	A324-00-01- | **WT** | **NT** |		10,4W	3000K	12°-51°	300mA	1310 lm	26-40%
	A324-00-02- | **WT** | **NT** |		10,4W	4000K	12°-51°	300mA	1330 lm	26-40%

220 240 V~ | **IP**20 | CRI>90 | L90B10 >55.000 h

MacAdam Step 2 | INCL | TRACK 3L | 350° | 180° | 12°-51°

OPTIONAL

PLUS MINI **High Chromatic LED** ⓘ » 361

PLUS **High Chromatic LED** ⓘ » 361

NOT SOLD SEPARATELY
AFFECT THE LIGHTING PARAMETERS





PLUS MINI

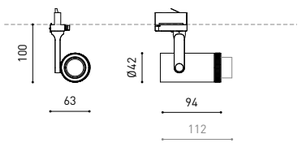

VISIBLE LIMIT

PLUS

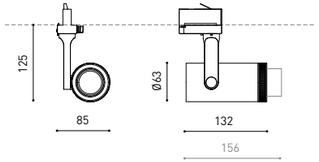

COLOUR | **WT** □ | **NT** ■ | MATERIAL | **AL** | **OPTICAL GLASS** | TRACK 3L ⓘ » 276

» 370

Zen Tube

Extended Family / Zen Tube Surface_139 / Zen Tube 48V_258



			P	CCT	I	Flux	LOR
ZEN TUBE 1	A284-21- ◎ -1- | WT | NT |		12W	3000K	350mA	1640 lm	90%
	A284-21- ◎ -2- | WT | NT |		12W	4000K	350mA	1670 lm	90%
ZEN TUBE 2	A284-22- ◎ -1- | WT | NT |		17W	3000K	500mA	2220 lm	90%
	A284-22- ◎ -2- | WT | NT |		17W	4000K	500mA	2250 lm	90%
ZEN TUBE 3	A284-23- ◎ -1- | WT | NT |		23W	3000K	700mA	3190 lm	90%
	A284-23- ◎ -2- | WT | NT |		23W	4000K	700mA	3240 lm	90%

220 240 V~ | IP20 | CRI>90 | L90B10 >55.000 h

MacAdam Step 2 · INCL · TRACK 3L · 355° · 270° · 16° / 24° / 42°

◎	BEAM OPTIONS
1	16°
2	24°
3	42°

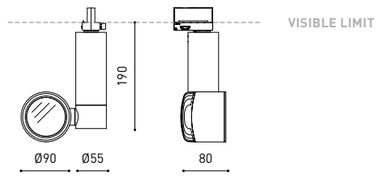

VISIBLE LIMIT

OPTIONAL ACCESSORIES

NOT SOLD SEPARATELY
AFFECT THE LIGHTING PARAMETERS

ZEN Anti-glare Honeycomb Louver 0702-02-00



ZEN Elliptical Refractor 0700-08-00



ZEN Beam Mixer Diffuser 0805-02-00



ZEN High Chromatic LED ⓘ » 361

COLOUR | WT □ | NT ■ | MATERIAL | AL | GL-TRANS | TRACK 3L ⓘ » 276

OTHER CCT PLEASE CONSULT (((o))) » 370

Thor



			P	CCT	I	Flux	LOR
THOR 1	A226-11- ◎ -1- | WT | NT |		27W	3000K	800mA	3750 lm	90%
	A226-11- ◎ -2- | WT | NT |		27W	4000K	800mA	3820 lm	90%
THOR 2	A226-21- ◎ -1- | WT | NT |		36W	3000K	1050mA	4750 lm	90%
	A226-21- ◎ -2- | WT | NT |		36W	4000K	1050mA	4820 lm	90%
	A226-24- ◎ -1- | WT | NT |	DALI	36W	3000K	1050mA	4750 lm	90%
	A226-24- ◎ -2- | WT | NT |	DALI	36W	4000K	1050mA	4820 lm	90%

220 240 V~ | IP20 | CRI>90 | L90B10 >55.000 h

MacAdam Step 2 · INCL · TRACK 3L · 325° · 90° · 17° / 28° / 40°

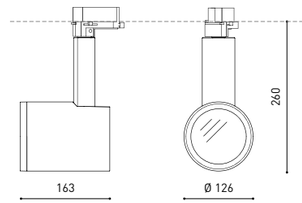

VISIBLE LIMIT

◎	BEAM OPTIONS
1	17°
2	28°
3	40°

OPTIONAL ACCESSORIES

AFFECT THE LIGHTING PARAMETERS

THOR Anti-glare Screen 0802-00-00- | WT | / 0802-00-00- | NT |



THOR Beam Mixer Diffuser 0805-03-00

NOT SOLD SEPARATELY



THOR Anti-glare Honeycomb Louver 0802-02-00

NOT SOLD SEPARATELY



THOR Elliptical Refractor 0802-04-00

NOT SOLD SEPARATELY



THOR High Chromatic Led ⓘ » 361

NOT SOLD SEPARATELY

COLOUR | WT □ | NT ■ | MATERIAL | AL | GL-TRANS | TRACK 3L ⓘ » 276

OTHER CCT PLEASE CONSULT (((o))) » 370



Notary in Delta del Ebro | NOS arquitectura | nos-arquitectura.com | Photo: Javi Briones

CUSTOM SYSTEMS

Fancy Shape 290 / Black Foster Custom System 300 / Black Foster Micro Custom Surface 311 / Divi 314 / Bright Line 318 / Fifty + Custom 321

FANCY SHAPE

El sistema Fancy Shape permite crear distintas configuraciones de producto combinadas en una misma base. En el esquema se muestran las compatibilidades entre productos montados en una misma base.
En proyectos ad hoc se pueden crear combinaciones infinitas sin limitaciones de compatibilidad más allá de las sugeridas en la ilustración.

COMPATIBILITY

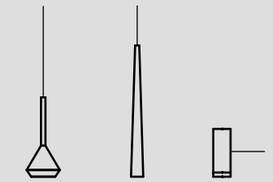

SPIN HOLLY TOP

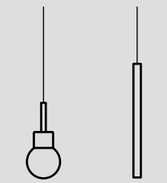

ALASKA STICK

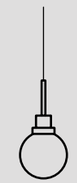

ALASKA BIG

FANCY SHAPE BASES

- **Ø 155** | Max. 2 Luminaires
- **Ø 270** | Max. 6 Luminaires
- **Ø 330** | Max. 12 Luminaires

- **Ø 155** | Max. 2 Luminaires
- **Ø 270** | Max. 6 Luminaires
- **Ø 330** | Max. 12 Luminaires

- **Ø 155** | Max. 2 Luminaires
- **Ø 270** | Max. 3 Luminaires
- **Ø 330** | Max. 6 Luminaires

The Fancy Shape system allows for the creation of different product configurations combined on the same base. The diagram shows the compatibilities between products assembled on the same base. In *ad hoc* projects, infinite combinations can be created with no compatibility limitations beyond those suggested in the image.

Le système Fancy Shape permet de créer différentes configurations de produits regroupées sur une même base. Le schéma indique la compatibilité entre produits montés sur une même base. Les projets *ad hoc* permettent donc la création d'une infinité de combinaisons, sans restreinte de compatibilité autre que celles indiquées dans le schéma.

Il sistema Fancy Shape consente di creare varie configurazioni di prodotto, combinate su un'unica base. Nello schema si indicano le compatibilità tra prodotti montati su una stessa base. Per i progetti *ad hoc* è possibile creare infinite combinazioni, senza limiti di compatibilità, oltre a quelle suggerite nell'illustrazione.

Das Fancy Shape-System ermöglicht es Ihnen, verschiedene Produktkonfigurationen auf einer einzigen Basis zu kombinieren. Das Diagramm zeigt die Kompatibilität zwischen Produkten, die auf der gleichen Grundfläche montiert sind.
In *Ad hoc*-Projekten können unendlich viele Kombinationen erstellt werden, ohne dass die Kompatibilität über die in der Abbildung genannten Einschränkungen hinausgeht.

Top Fancy Shape

Extended Family / Magnetic 24V Top Micro_102 / Top_126 / Top Micro 24V_227 / Top 48V_264



		P	CCT	Beam	I	Flux	LOR
TOP **Fancy Shape**	**A427-** ⓪ **-0-10-** | **NT** |	6,5W	2700K	20°	700mA	610 lm	92%
	A427- ⓪ **-0-11-** | **NT** |	6,5W	3000K	20°	700mA	640 lm	92%
	A427- ⓪ **-0-12-** | **NT** |	6,5W	4000K	20°	700mA	655 lm	92%
	A427- ⓪ **-0-20-** | **NT** |	6,5W	2700K	30°	700mA	610 lm	89%
	A427- ⓪ **-0-21-** | **NT** |	6,5W	3000K	30°	700mA	640 lm	89%
	A427- ⓪ **-0-22-** | **NT** |	6,5W	4000K	30°	700mA	655 lm	89%
	A427- ⓪ **-0-30-** | **NT** |	6,5W	2700K	56°	700mA	610 lm	86%
	A427- ⓪ **-0-31-** | **NT** |	6,5W	3000K	56°	700mA	640 lm	86%
	A427- ⓪ **-0-32-** | **NT** |	6,5W	4000K	56°	700mA	655 lm	86%

III **IP**20 | CRI>90 | L90B10 >55.000 h

MacAdam Step 2 · FAST | CONNEC · EXCL · UGR <19 · 20° / 30° / 56°

⓪	CORD LENGTH - L
0	2 m
2	5 m

OTHER LENGTH PLEASE CONSULT

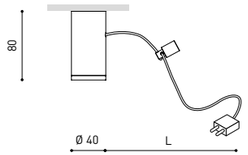

OPTIONAL ACCESSORIES

TOP Beam Mixer Diffuser

0805-01-00

NOT SOLD SEPARATELY
AFFECT THE LIGHTING PARAMETERS



TOP Anti-glare Louver

0807-00-00 | **NT** |

NOT SOLD SEPARATELY
AFFECT THE LIGHTING PARAMETERS



Cord Accessory

0223-00-00- | **N** |

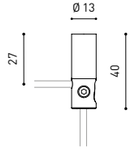

Cord Accessory One Plane

0224-00-00- | **N** |

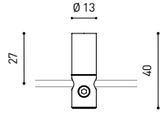

MANDATORY FOR INSTALLATION

FANCY SHAPE BASE 2 700mA 1 to 2 Lamps
A417-03-11- | **WT** | **NT** |
DALI **A417-03-12-** | **WT** | **NT** |
2 Equidistant Fixing Points
220 240 V~ · INCL · 34 · Ø 155

FANCY SHAPE BASE 12 700mA 7 to 12 Lamps
A417-03-31- | **WT** | **NT** |
DALI **A417-03-32-** | **WT** | **NT** |
12 Equidistant Fixing Points
220 240 V~ · INCL · 34 · Ø 330

FANCY SHAPE BASE 6 700mA 3 to 6 Lamps
A417-03-21- | **WT** | **NT** |
DALI **A417-03-22-** | **WT** | **NT** |
6 Equidistant Fixing Points
220 240 V~ · INCL · 34 · Ø 270



WT NT

TOP Fancy Shape
Application example 2 Lamps

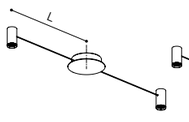

TOP Fancy Shape
Application example 4 Lamps

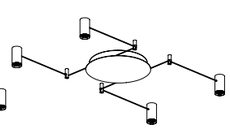

TOP Fancy Shape
Application example 10 Lamps

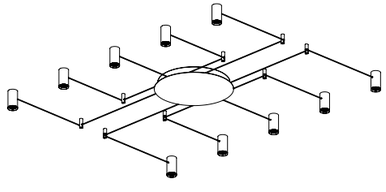

COLOUR | **NT** ■ | **WT** □ | **N** ■ | MATERIAL | AL | ABS+PC | RAL » 392

» 370

Stick Fancy Shape

Extended Family / Stick_182 / Stick 22 24V_231 / Stick 48V_266

		P	CCT	Beam	I	Flux	LOR
STICK **Fancy Shape**	**A42-** ○ - ⓪ **-0-10-** | **WT** | **NT** |	5,6W	2700K	18°	500mA	530 lm	84%
	A42- ○ - ⓪ **-0-11-** | **WT** | **NT** |	5,6W	3000K	18°	500mA	570 lm	84%
	A42- ○ - ⓪ **-0-20-** | **WT** | **NT** |	5,6W	2700K	31°	500mA	530 lm	82%
	A42- ○ - ⓪ **-0-21-** | **WT** | **NT** |	5,6W	3000K	31°	500mA	570 lm	82%
	A42- ○ - ⓪ **-0-30-** | **WT** | **NT** |	5,6W	2700K	42°	500mA	530 lm	84%
	A42- ○ - ⓪ **-0-31-** | **WT** | **NT** |	5,6W	3000K	42°	500mA	570 lm	84%

III **IP**20 | CRI>90 | L90B10 >108.000 h

MacAdam Step 2 · FAST | CONNEC · EXCL · 18° / 31° / 42°

○	STICK LENGTH	
2	STICK 22	220 mm
3	STICK 44	440 mm
4	STICK 66	660 mm

⓪	CORD LENGTH - L1 + L2
0	2 m
2	5 m

OTHER LENGTH PLEASE CONSULT

STICK 22
Fancy Shape

STICK 44
Fancy Shape

STICK 66
Fancy Shape

MANDATORY FOR INSTALLATION

FANCY SHAPE BASE 2 500mA 1 to 2 Lamps
A417-01-11- | **WT** | **NT** |
DALI **A417-01-12-** | **WT** | **NT** |
2 Equidistant Fixing Points
220 240 V~ · INCL · 34 · Ø 155

FANCY SHAPE BASE 5 500mA 3 to 5 Lamps
A417-01-21- | **WT** | **NT** |
FANCY SHAPE BASE 6 500mA 3 to 6 Lamps
DALI **A417-01-32-** | **WT** | **NT** |
6 Equidistant Fixing Points
220 240 V~ · INCL · 34 · Ø 270

FANCY SHAPE BASE 10 500mA 6 to 10 Lamps
A417-01-41- | **WT** | **NT** |
FANCY SHAPE BASE 12 500mA 7 to 12 Lamps
DALI **A417-01-52-** | **WT** | **NT** |
12 Equidistant Fixing Points
220 240 V~ · INCL · 34 · Ø 330

OPTIONAL ACCESSORIES

Cord Accessory

0223-00-00- | **N** |

Included 1 unit x lamp

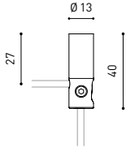

Cord Accessory One Plane

0224-00-00- | **N** |

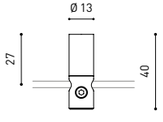



WT NT

STICK Fancy Shape
Application example 2 Lamps

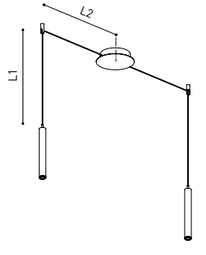

STICK Fancy Shape
Application example 6 Lamps

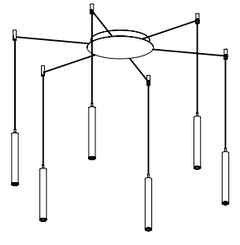

STICK Fancy Shape
Application example 12 Lamps

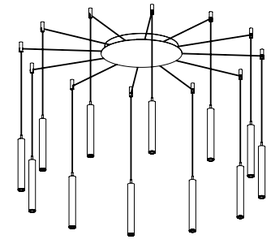

COLOUR | **WT** □ | **NT** ■ | **N** ■ | MATERIAL | AL | ABS+PC | RAL » 392

OTHER CCT & DIM OPTIONS PLEASE CONSULT | OTHER FINISHING COMBINATIONS PLEASE CONSULT

» 370

CUSTOM

Alaska Fancy Shape



		P	CCT	I	Flux	LOR
ALASKA Fancy Shape	A418- ⓪ -0-00- | N | BG |	4,5W	2700K	500mA	475 lm	30%
	A418- ⓪ -0-01- | N | BG |	4,5W	3000K	500mA	500 lm	30%

III **IP**20 | CRI>90 | L90B10 > 55.000 h

MacAdam Step 2 | FAST | CONNEC | EXCL | 21°

⓪	CORD LENGTH - L1 + L2
0	2 m
2	5 m

OTHER LENGTH PLEASE CONSULT

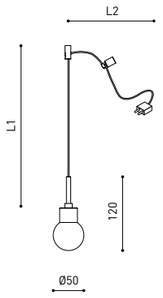

MANDATORY FOR INSTALLATION

FANCY SHAPE BASE 2 500mA	1 to 2 Lamps
	A417-01-11- | WT | NT |
DALI	A417-01-12- | WT | NT |

2 Equidistant Fixing Points

220 240 V~ | INCL | 34 | Ø 155

FANCY SHAPE BASE 12 500mA	7 to 12 Lamps
	A417-01-51- | WT | NT |
DALI	A417-01-52- | WT | NT |

12 Equidistant Fixing Points

220 240 V~ | INCL | 34 | Ø 330

FANCY SHAPE BASE 6 500mA	3 to 6 Lamps
	A417-01-31- | WT | NT |
DALI	A417-01-32- | WT | NT |

6 Equidistant Fixing Points

220 240 V~ | INCL | 34 | Ø 270



OPTIONAL ACCESSORIES

Cord Accessory

0223-00-00- | N |

Included 1 unit x lamp

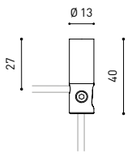

Cord Accessory One Plane

0224-00-00- | N |

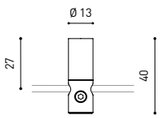

ALASKA Fancy Shape
Application example 2 Lamps

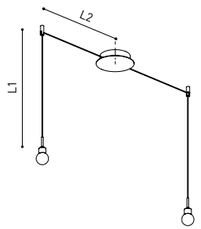

ALASKA Fancy Shape
Application example 6 Lamps

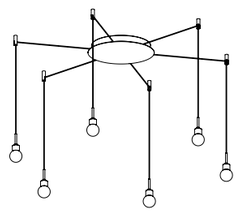

ALASKA Fancy Shape
Application example 12 Lamps

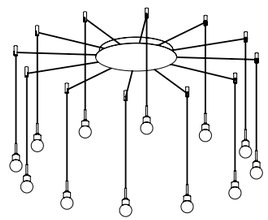

COLOUR | N ■ | BG ■ | WT □ | NT ■ | MATERIAL | AL | OPTICAL GLASS | RAL ⓘ » 392

OTHER CCT & DIM OPTIONS PLEASE CONSULT | OTHER FINISHING COMBINATIONS PLEASE CONSULT » 370



Extended Family / Alaska Trimless_74 / Alaska_174 / Alaska 24V_227

		P	CCT	I	Flux	LOR
ALASKA Big Fancy Shape	A419- ⓪ -0-00- | N | BG |	9,3W	2700K	550mA	1130 lm	36%
	A419- ⓪ -0-01- | N | BG |	9,3W	3000K	550mA	1200 lm	36%

III **IP**20 | CRI>90 | L90B10 > 60.000 h

MacAdam Step 2 | FAST | CONNEC | EXCL | 21°

⓪	CORD LENGTH - L1 + L2
1	3 m
2	5 m

OTHER LENGTH PLEASE CONSULT

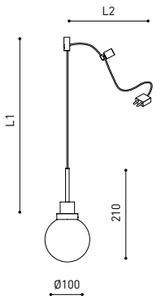

MANDATORY FOR INSTALLATION

FANCY SHAPE BASE 2 550mA	1 to 2 Lamps
	A417-02-11- | WT | NT |
DALI	A417-02-12- | WT | NT |

2 Equidistant Fixing Points

220 240 V~ | INCL | 34 | Ø 155

FANCY SHAPE BASE 6 550mA	4 to 6 Lamps
	A417-02-31- | WT | NT |
DALI	A417-02-32- | WT | NT |

12 Equidistant Fixing Points

220 240 V~ | INCL | 34 | Ø 330

FANCY SHAPE BASE 3 550mA	3 Lamps
	A417-02-21- | WT | NT |
DALI	A417-02-22- | WT | NT |

6 Equidistant Fixing Points

220 240 V~ | INCL | 34 | Ø 270



OPTIONAL ACCESSORIES

Cord Accessory

0223-00-00- | N |

Included 1 unit x lamp

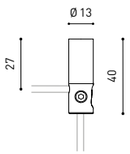

Cord Accessory One Plane

0224-00-00- | N |

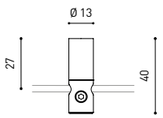

ALASKA BIG Fancy Shape
Application example 2 Lamps

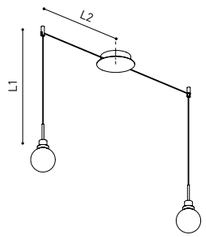

ALASKA BIG Fancy Shape
Application example 3 Lamps

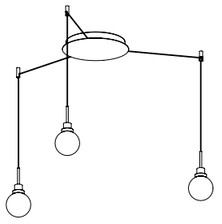

ALASKA BIG Fancy Shape
Application example 6 Lamps

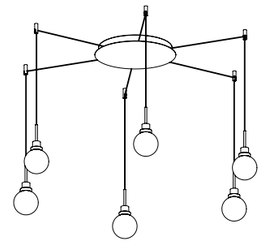

COLOUR | N ■ | BG ■ | WT □ | NT ■ | MATERIAL | AL | OPTICAL GLASS | RAL ⓘ » 392

OTHER CCT & DIM OPTIONS PLEASE CONSULT | OTHER FINISHING COMBINATIONS PLEASE CONSULT » 370

LAMP-CONCEPT.CH

Spin Fancy Shape

Extended Family / Spin_184 / Spin 48V_268



		P	CCT	Beam	I	Flux	LOR
SPIN **Fancy Shape**	**A420-** ⓪ **-0-00-** | **NT** |	6,5W	2700K	24°	700mA	600 lm	86%
	A420- ⓪ **-0-01-** | **NT** |	6,5W	3000K	24°	700mA	630 lm	86%
	A420- ⓪ **-0-10-** | **NT** |	6,5W	2700K	40°	700mA	600 lm	84%
	A420- ⓪ **-0-11-** | **NT** |	6,5W	3000K	40°	700mA	630 lm	84%

III **IP**20 | CRI>90 | L90B10 >60.000 h

MacAdam Step 2 | FAST | CONNEC | EXCL | 24° / 40°

⓪	CORD LENGTH - L1 + L2
0	2 m
1	3 m
2	5 m

OTHER LENGTH PLEASE CONSULT

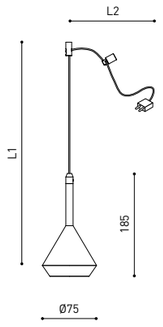

MANDATORY FOR INSTALLATION

FANCY SHAPE BASE 2 700mA 1 to 2 Lamps
A417-03-11- | **WT** | **NT** |
DALI **A417-03-12-** | **WT** | **NT** |
2 Equidistant Fixing Points
220 240 V~ | INCL | 34 | Ø 155

FANCY SHAPE BASE 12 700mA 7 to 12 Lamps
A417-03-31- | **WT** | **NT** |
DALI **A417-03-32-** | **WT** | **NT** |
12 Equidistant Fixing Points
220 240 V~ | INCL | 34 | Ø 330

FANCY SHAPE BASE 6 700mA 3 to 6 Lamps
A417-03-21- | **WT** | **NT** |
DALI **A417-03-22-** | **WT** | **NT** |
6 Equidistant Fixing Points
220 240 V~ | INCL | 34 | Ø 270



OPTIONAL ACCESSORIES

Cord Accessory
0223-00-00- | **N** |
Included 1 unit x lamp

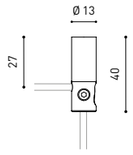

Cord Accessory One Plane
0224-00-00- | **N** |

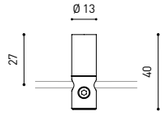

SPIN Fancy Shape
Application example 2 Lamps

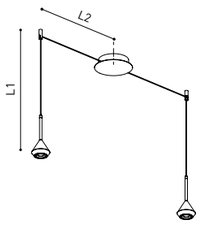

SPIN Fancy Shape
Application example 6 Lamps

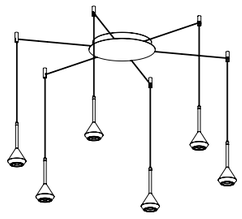

SPIN Fancy Shape
Application example 12 Lamps

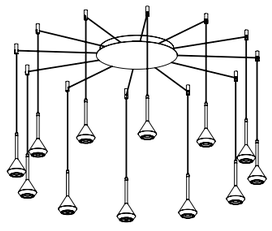

COLOUR | **WT** □ | **NT** ■ | **N** ■ | MATERIAL | **AL** | **PMMA** | RAL » 392

OTHER CCT & DIM OPTIONS PLEASE CONSULT | OTHER FINISHING COMBINATIONS PLEASE CONSULT » 370

Holly Fancy Shape

Extended Family / Holly_183 / Holly 48V_267

		P	CCT	Beam	I	Flux	LOR
HOLLY **Fancy Shape**	**A421-** ⓪ **-0-00-** | **NT** |	2,1W	2700K	19°	700mA	190 lm	90%
	A421- ⓪ **-0-01-** | **NT** |	2,1W	3000K	19°	700mA	210 lm	90%
	A421- ⓪ **-0-10-** | **NT** |	2,1W	2700K	38°	700mA	190 lm	92%
	A421- ⓪ **-0-11-** | **NT** |	2,1W	3000K	38°	700mA	210 lm	92%

III **IP**20 | CRI>90 | L90B10 >102.000 h

MacAdam Step 3 | FAST | CONNEC | EXCL | 19° / 38°

⓪	CORD LENGTH - L1 + L2
0	2 m
1	3 m
2	5 m

OTHER LENGTH PLEASE CONSULT

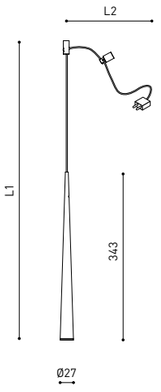

MANDATORY FOR INSTALLATION

FANCY SHAPE BASE 2 700mA 1 to 2 Lamps
A417-03-11- | **WT** | **NT** |
DALI **A417-03-12-** | **WT** | **NT** |
2 Equidistant Fixing Points
220 240 V~ | INCL | 34 | Ø 155

FANCY SHAPE BASE 12 700mA 7 to 12 Lamps
A417-03-31- | **WT** | **NT** |
DALI **A417-03-32-** | **WT** | **NT** |
12 Equidistant Fixing Points
220 240 V~ | INCL | 34 | Ø 330

FANCY SHAPE BASE 6 700mA 3 to 6 Lamps
A417-03-21- | **WT** | **NT** |
DALI **A417-03-22-** | **WT** | **NT** |
6 Equidistant Fixing Points
220 240 V~ | INCL | 34 | Ø 270



OPTIONAL ACCESSORIES

Cord Accessory
0223-00-00- | **N** |
Included 1 unit x lamp

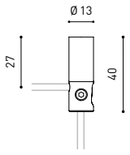

Cord Accessory One Plane
0224-00-00- | **N** |

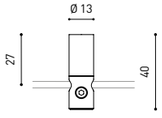

HOLLY Fancy Shape
Application example 2 Lamps

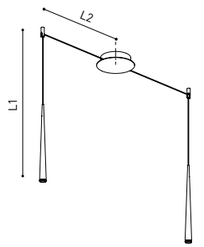

HOLLY Fancy Shape
Application example 6 Lamps

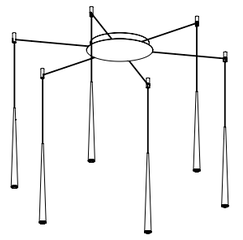

HOLLY Fancy Shape
Application example 12 Lamps

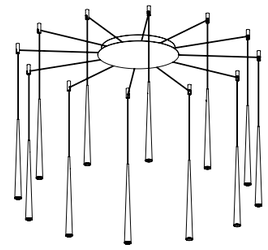

COLOUR | **WT** □ | **NT** ■ | **N** ■ | MATERIAL | **AL** | **PC** | RAL » 392

OTHER CCT & DIM OPTIONS PLEASE CONSULT | OTHER FINISHING COMBINATIONS PLEASE CONSULT » 370

CUSTOM

01



01



02



CUSTOM SYSTEM

Black Foster Custom System

01 / **Black Foster Custom Surface & Black Foster Custom Trimless**
Black Foster Custom Module 3 / 5 / 10
Black Foster Custom Fit 27
Black Foster Custom Fit 35
Black Foster Custom Coco

CUSTOM SYSTEM

Black Foster Micro Custom Surface

02 / **Black Foster Micro Custom**
Black Foster Micro Custom Module 3 / 5 / 10



Black Foster Custom System

Extended Family / Black Foster_10 / Black Foster Surface_117 / Black Foster Suspension_189 / Black Foster Micro 24V_226 / Black Foster 48V_259



		P	CCT	Flux
BLACK FOSTER Custom Module 3	A453-3- ○ - ◎ -0- | N | NMG |	6,3W	2700K	570 lm
	A453-3- ○ - ◎ -1- | N | NMG |	6,3W	3000K	630 lm
	A453-3- ○ - ◎ -3- | N | NMG |	6,3W	3500K	690 lm
	A453-3- ○ - ◎ -2- | N | NMG |	6,3W	4000K	750 lm
BLACK FOSTER Custom Module 5	A453-4- ○ - ◎ -0- | N | NMG |	10,5W	2700K	950 lm
	A453-4- ○ - ◎ -1- | N | NMG |	10,5W	3000K	1050 lm
	A453-4- ○ - ◎ -3- | N | NMG |	10,5W	3500K	1150 lm
	A453-4- ○ - ◎ -2- | N | NMG |	10,5W	4000K	1250 lm
BLACK FOSTER Custom Module 10	A453-5- ○ - ◎ -0- | N | NMG |	21W	2700K	1900 lm
	A453-5- ○ - ◎ -1- | N | NMG |	21W	3000K	2100 lm
	A453-5- ○ - ◎ -3- | N | NMG |	21W	3500K	2300 lm
	A453-5- ○ - ◎ -2- | N | NMG |	21W	4000K	2500 lm

48 V | III IP20 | CRI>90 | L90B10 >102.000 h

MacAdam Step 3 | OPTIONS* | UGR <19 | 38° / 19°

◎	*OPTIONS
1	No DIM
2	DIM DALI

○	BEAM	LOR
0	38°	92%
1	19°	90%

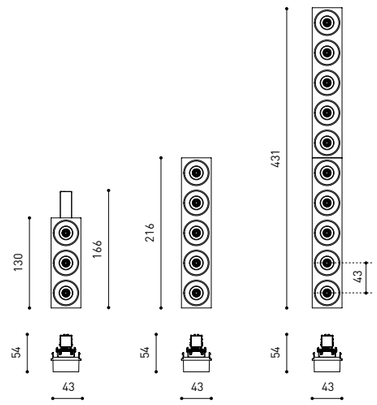

COLOUR | N ■ | NMG ■ |

MATERIAL | AL | ABS+PC |

RAL ⓘ » 392

» 370

Black Foster Custom System



		P	CCT	Flux
BLACK FOSTER Custom Module FIT 27	A454-0- ◎ - ○ -0- | WT | NT | G |	5,5W	2700K	520 lm
	A454-0- ◎ - ○ -1- | WT | NT | G |	5,5W	3000K	560 lm
	A454-0- ◎ - ○ -3- | WT | NT | G |	5,5W	3500K	560 lm
	A454-0- ◎ - ○ -2- | WT | NT | G |	5,5W	4000K	600 lm

48 V | III IP20 | CRI>90 | L90B10 > 108.000 h

MacAdam Step 2 · OPTIONS* · 355° · 90° · 18° / 31° / 42°

○	BEAM	LOR
1	18°	84%
2	31°	82%
3	42°	84%

OPTIONAL ACCESSORY

FIT 27 Anti-glare Honeycomb Louver — A399-00-00

NOT SOLD SEPARATELY | AFFECT THE LIGHTING PARAMETERS



N



		P	CCT	Flux
BLACK FOSTER Custom Module FIT 35	A542-0- ◎ - ○ -0- | WT | NT | G |	5,5W	2700K	620 lm
	A542-0- ◎ - ○ -1- | WT | NT | G |	5,5W	3000K	660 lm
	A542-0- ◎ - ○ -3- | WT | NT | G |	5,5W	3500K	660 lm
	A542-0- ◎ - ○ -2- | WT | NT | G |	5,5W	4000K	710 lm

48 V | III IP20 | CRI>90 | L90B10 > 108.000 h

MacAdam Step 2 · OPTIONS* · 360° · 90° · 20° / 29° / 36°

○	BEAM	LOR
1	20°	85%
2	29°	84%
3	36°	85%

OPTIONAL ACCESSORY

FIT 35 Anti-glare Honeycomb Louver — A345-00-00

NOT SOLD SEPARATELY | AFFECT THE LIGHTING PARAMETERS



◎	*OPTIONS
1	No DIM
2	DIM DALI

FINISHING	Lamp	Adaptor
WT	WT □	N ■
NT	NT ■	N ■
G	G ■	N ■

BLACK FOSTER CUSTOM MODULE FIT 27

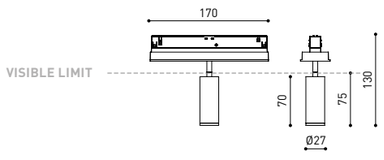

BLACK FOSTER CUSTOM MODULE FIT 35

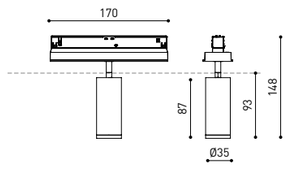

COLOUR | WT □ | NT ■ | G ■ | MATERIAL | AL | PC | RAL » 392

COLOURS MAY AFFECT THE LIGHTING PARAMETERS · » 370

N



OPTIONAL ACCESSORIES

AFFECT THE LIGHTING PARAMETERS
NOT SOLD SEPARATELY

COCO Anti-glare Honeycomb Louver

A498-90-00- | WT | NT |



COCO Anti-glare Screen

A498-90-01- | WT | NT |



COCO Linear Filter

A498-90-02- | WT | NT |



SIUTABLE FOR BEAM ≤ 34°

COCO High Chromatic Led ⓘ » 361

		P	CCT	Beam	Flux	LOR**
BLACK FOSTER Custom Module COCO	A543-0- ◎ -10- | WT | NT |	8,7W	2700K	20°	1200 lm	87%
	A543-0- ◎ -11- | WT | NT |	8,7W	3000K	20°	1250 lm	87%
	A543-0- ◎ -13- | WT | NT |	8,7W	3500K	20°	1310 lm	87%
	A543-0- ◎ -12- | WT | NT |	8,7W	4000K	20°	1340 lm	87%
	A543-0- ◎ -20- | WT | NT |	8,7W	2700K	34°	1200 lm	89%
	A543-0- ◎ -21- | WT | NT |	8,7W	3000K	34°	1250 lm	89%
	A543-0- ◎ -23- | WT | NT |	8,7W	3500K	34°	1310 lm	89%
	A543-0- ◎ -22- | WT | NT |	8,7W	4000K	34°	1340 lm	89%
	A543-0- ◎ -30- | WT | NT |	8,7W	2700K	48°	1200 lm	86%
	A543-0- ◎ -31- | WT | NT |	8,7W	3000K	48°	1250 lm	86%
	A543-0- ◎ -33- | WT | NT |	8,7W	3500K	48°	1310 lm	86%
	A543-0- ◎ -32- | WT | NT |	8,7W	4000K	48°	1340 lm	86%

48 V | III IP20 | CRI>90 | L80B10 > 66.000 h

MacAdam Step 2 · OPTIONS* · INCL · 360° · 90° · 20° / 34° / 48°

		P	CCT	Beam	Flux	LOR**
BLACK FOSTER Custom Module COCO Super Spot	A543-0- ◎ -00- | WT | NT |	6W	2700K	12°	750 lm	66%
	A543-0- ◎ -01- | WT | NT |	6W	3000K	12°	800 lm	66%
	A543-0- ◎ -03- | WT | NT |	6W	3500K	12°	830 lm	66%
	A543-0- ◎ -02- | WT | NT |	6W	4000K	12°	850 lm	66%

48 V | III IP20 | CRI>90 | L80B10 > 55.000 h

MacAdam Step 2 · OPTIONS* · INCL · 360° · 90° · 12°

		P	CCT	Beam	Flux	LOR**
BLACK FOSTER Custom Module COCO Tunable White	A543-12-18- | WT | NT |	8,5W	2700-5000K	28°	1010 lm	85%
	A543-12-28- | WT | NT |	8,5W	2700-5000K	42°	1010 lm	87%
	A543-12-38- | WT | NT |	8,5W	2700-5000K	54°	1010 lm	84%

48 V | III IP20 | CRI>90 | L80B10 > 55.000 h

MacAdam Step 3 · DALI* · INCL · 360° · 90° · 28° / 42° / 54°

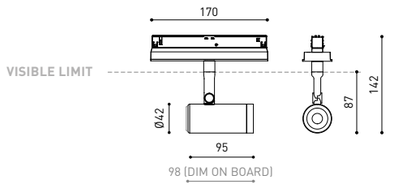

◎	*OPTIONS
1	No DIM
2	DIM DALI
7	DIM On Board

FINISHING	Lamp	Adaptor
WT	WT □	N ■
NT	NT ■	N ■

COLOUR | NT ■ | WT □ | MATERIAL | AL | PC/PMMA | RAL ⓘ » 392

** LOR WT VERSION (ACCESSORIES MAY AFFECT THE LIGHTING PARAMETERS)
COLOURS MAY AFFECT THE LIGHTING PARAMETERS · » 370

Black Foster Custom System

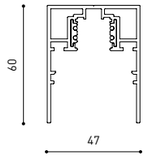

BLACK FOSTER **Custom Surface 1m**	**A452-01-00-** | **NT** | **WT** |	
BLACK FOSTER **Custom Surface 2m**	**A452-02-00-** | **NT** | **WT** |	
BLACK FOSTER **Custom Surface 3m**	**A452-03-00-** | **NT** | **WT** |	

III

BLACK FOSTER **Custom Surface L-Joint**	**A452-04-00-** | **NT** | **WT** |	
BLACK FOSTER **Custom Surface T-Joint**	**A452-05-00-** | **NT** | **WT** |	
BLACK FOSTER **Custom Surface X-Joint**	**A452-06-00-** | **NT** | **WT** |	

III

		L
BLACK FOSTER **Custom Cover 250**	**A452-00-01-** | **N** |	250mm
BLACK FOSTER **Custom Cover 500**	**A452-00-02-** | **N** |	500mm

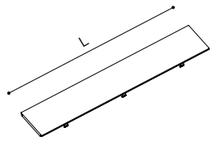

BLACK FOSTER SURFACE CUSTOM L-JOINT

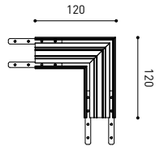

Electrical connection not included

BLACK FOSTER SURFACE CUSTOM T-JOINT

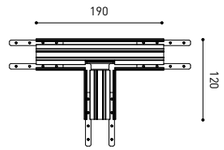

Electrical connection not included

BLACK FOSTER SURFACE CUSTOM X-JOINT

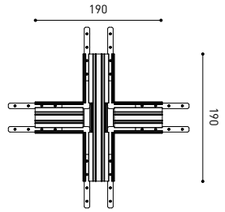

Electrical connection not included

			P	V	D (A x B x C)
CONSTANT VOLTAGE LED POWER SUPPLY	**0434-01-61*** | **N** |		100W	48V	298 x 19 x 16mm
	0434-01-62		150W	48V	350 x 30 x 18mm
	0434-01-80		250W	48V	400 x 40 x 22mm

220 240 V~ | *To be installed inside the track. » 362

DROP VOLTAGE TABLE

POWER (W)	CABLE SECTION (mm²)	CABLE LENGTH (m) 5	10	20	30
		TRACK LENGTH (m)			
100	0,75	50	50	X	X
	1,5	50	50	40	25
150	0,75	40	15	X	X
	1,5	50	40	20	X
250	0,75	20	X	X	X
	1,5	35	20	X	X

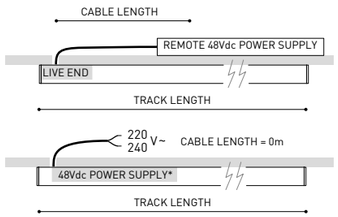

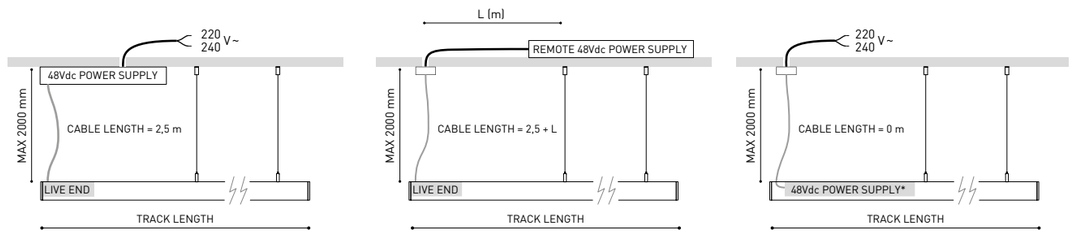

COLOUR | **NT** ■ | **WT** □ | **N** ■ |

RAL » 392

» 370

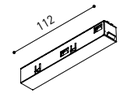

Live-End Connector 48V

A338-00-01- | **N** |

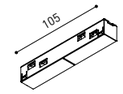

Central Connector 48V

A338-00-02- | **N** |

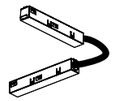

L-Joint Connector 48V

A338-00-12- | **N** |

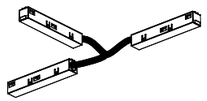

T-Joint Connector 48V

A450-00-07- | **N** |

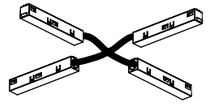

X-Joint Connector 48V

A450-00-08- | **N** |



BLACK FOSTER **Custom Surface**

End **A452-00-03-** | **N** | **W** |



BLACK FOSTER **Custom Surface**

End Feed **A452-00-04-** | **N** | **W** |



BLACK FOSTER **Custom Surface**

Straight Joiner **A452-00-05**

PRODUCT CONFIGURATOR

Configure your own custom product layout. Our tool will calculate the required drivers and accessories.

SUSPENSION COMPONENTS

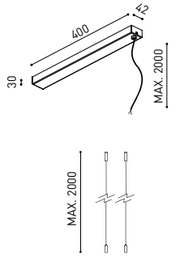

Wired Power Supply Case 48V

A338-00-25- | **NT** | **WT** | 150W NO DIM

A338-00-26- | **NT** | **WT** | 150W DIM

220 240 V~ INCL

Black Foster Suspension Kit (2 Units)

A450-00-09- | **NT** | **WT** |

Suggested mounting accessories quantities:
1000mm - 2 Pcs.
2000mm - 2 Pcs.
3000mm - 3 Pcs.

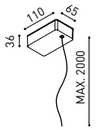

Suspension Feed Kit 48V

A338-00-16- | **N** | **W** | NO DIM

A338-00-17- | **N** | **W** | DIM

For remote power supply

A338-00-27- | **N** | **W** | NO DIM

A338-00-28- | **N** | **W** | DIM

For power supply inside the track

MAINS TRIMLESS



MAINS THICK TRIMLESS



STEEL CABLE TRIMLESS



WIRE TRIMLESS ACCESSORIES

FEED

Mains Trimless*

A023-00-01- | **W** | **N** | NO DIM

Mains Thick Trimless*

A023-00-02- | **W** | **N** | DIM

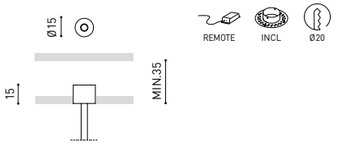

FASTENING

Steel Cable Trimless*

A023-00-05- | **W** | **N** |



TRIMLESS TOOL **D20 X D52mm** **A478-00-01**

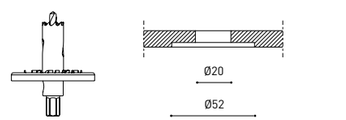

COLOUR | **N** ■ | **W** □ | **NT** ■ | **WT** □ |

RAL » 392

* AS MANY PIECES AS NEEDED ACCORDING TO YOUR PRODUCT

» 370

Black Foster Custom System

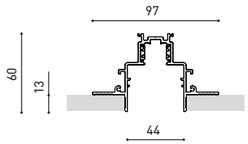

BLACK FOSTER **Custom Trimless 1m**	**A458-01-00-** | **N** |	
BLACK FOSTER **Custom Trimless 2m**	**A458-02-00-** | **N** |	
BLACK FOSTER **Custom Trimless 3m**	**A458-03-00-** | **N** |	

III

BLACK FOSTER **Custom Trimless**	**A458-04-00-** | **N** |
L-Joint	

III

L

BLACK FOSTER **Custom Cover Gap 250**	**A452-00-01-** | **N** |	250mm
BLACK FOSTER **Custom Cover Gap 500**	**A452-00-02-** | **N** |	500mm

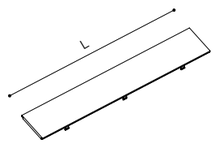

		P	V	D (A x B x C)
CONSTANT VOLTAGE LED POWER SUPPLY	**0434-01-61*** | **N** |	100W	48V	298 x 19 x 16mm
	0434-01-62	150W	48V	350 x 30 x 18mm
	0434-01-80	250W	48V	400 x 40 x 22mm

220 240 V~ | *To be installed inside the track.

» 362

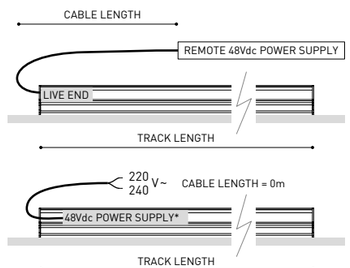

COLOUR | **N** ■ |

RAL » 392

RECOMMENDED FOR INSTALLATIONS WHERE THE PROFILE CAN BE INSTALLED BEFORE THE FALSE PLASTERBOARD CEILING (THICKNESS 12,5mm.)

» 370

PRODUCT CONFIGURATOR

Configure your own custom product layout. Our tool will calculate the required drivers and accessories.

BLACK FOSTER CUSTOM TRIMLESS L-JOINT

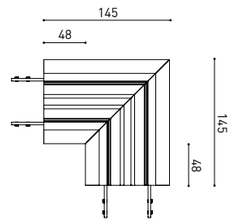

BLACK FOSTER **Custom Trimless**	**A458-05-00**
Plaster Installation Guard 1m	

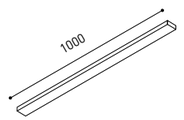

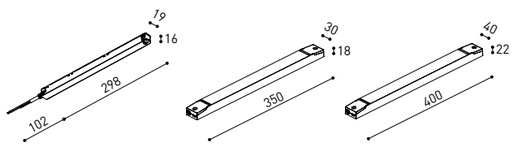

DROP VOLTAGE TABLE

POWER (W)	CABLE SECTION (mm²)	CABLE LENGTH (m) 5	10	20	30
		TRACK LENGTH (m)			
100	0,75	50	50	X	X
	1,5	50	50	40	25
150	0,75	40	15	X	X
	1,5	50	40	20	X
250	0,75	20	X	X	X
	1,5	35	20	X	X



BLACK FOSTER **Custom Trimless End**

A458-00-01- | **N** |

Cover Thickness = 2 mm.



BLACK FOSTER **Custom Trimless End Feed**

A458-00-02- | **N** |

Cover Thickness = 2 mm.



BLACK FOSTER **Straight Joiner**

A317-00-06

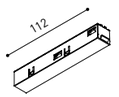

Live-End Connector 48V

A338-00-01- | **N** |

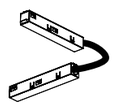

L-Joint Connector 48V

A338-00-12- | **N** |

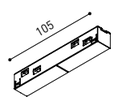

Central Connector 48V

A338-00-02- | **N** |

MOUNTING ACCESSORIES



Track Fixation Kit **A219-21-06-** | **B** |



Track Flush Ceiling Kit **A219-22-06-** | **B** |



Track Clamp Kit for M6 ROD **A219-21-21-** | **B** |

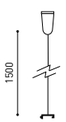

Track Suspension Kit **A219-21-10-** | **B** |

SUGGESTED MOUNTING ACCESSORIES QUANTITIES

1000 mm - 2 Pcs
2000 mm - 2 Pcs
3000 mm - 3 Pcs

COLOUR | **N** ■ | **B** □ |

RAL » 392

RECOMMENDED FOR INSTALLATIONS WHERE THE PROFILE CAN BE INSTALLED BEFORE THE FALSE PLASTERBOARD CEILING (THICKNESS 12,5mm.)



Penthouse 1928, Valencia (Spain) | Balzar Arquitectos | Soraya Pla | Photo: David Zarzoso

Black Foster Micro Custom Surface

THE INVISIBLE BLACK



		P	CCT	Flux	LOR
BLACK FOSTER Micro Custom Module 3	**A451-10- -0- | N |**	4,2W	2700K	465 lm	87%
	A451-10- -1- | N |	4,2W	3000K	480 lm	87%
	A451-10- -3- | N |	4,2W	3500K	495 lm	87%
	A451-10- -2- | N |	4,2W	4000K	510 lm	87%
BLACK FOSTER Micro Custom Module 5	**A451-20- -0- | N |**	7W	2700K	775 lm	87%
	A451-20- -1- | N |	7W	3000K	800 lm	87%
	A451-20- -3- | N |	7W	3500K	825 lm	87%
	A451-20- -2- | N |	7W	4000K	850 lm	87%
BLACK FOSTER Micro Custom Module 10	**A451-50- -0- | N |**	14W	2700K	1550 lm	87%
	A451-50- -1- | N |	14W	3000K	1600 lm	87%
	A451-50- -3- | N |	14W	3500K	1650 lm	87%
	A451-50- -2- | N |	14W	4000K	1700 lm	87%

48 V | III **IP**20 | CRI>90 | L90B10 >60.000 h

MacAdam Step 3 | OPTIONS* | UGR <19 | 37°

	*OPTIONS
1	No DIM
2	DIM DALI

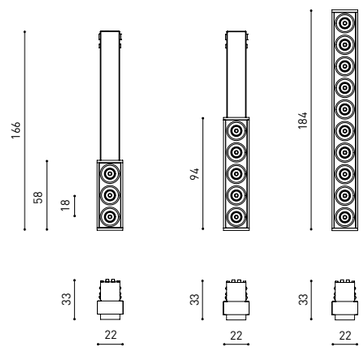

COLOUR | **N** ■ | MATERIAL | **AL** | **ABS+PC** | RAL » 392

» 370

Black Foster Micro Custom Surface

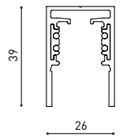

BLACK FOSTER MICRO CUSTOM SURFACE L-JOINT

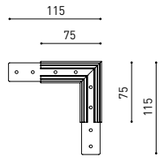

Electrical connection not included

BLACK FOSTER MICRO CUSTOM SURFACE T-JOINT

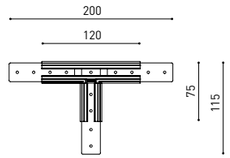

Electrical connection not included

BLACK FOSTER Micro Custom Surface 1m	A450-01-00- | NT | WT |	
BLACK FOSTER Micro Custom Surface 2m	A450-02-00- | NT | WT |	
BLACK FOSTER Micro Custom Surface 3m	A450-03-00- | NT | WT |	

III

BLACK FOSTER MICRO CUSTOM SURFACE X-JOINT

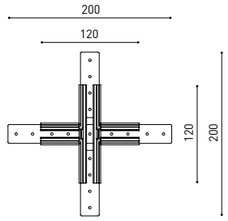

Electrical connection not included

BLACK FOSTER Micro Custom Surface L-Joint	A450-04-00- | NT | WT |	
BLACK FOSTER Micro Custom Surface T-Joint	A450-05-00- | NT | WT |	
BLACK FOSTER Micro Custom Surface X-Joint	A450-06-00- | NT | WT |	

III

		L
BLACK FOSTER Micro Custom Cover Gap 250	A450-00-01- | N |	250mm
BLACK FOSTER Micro Custom Cover Gap 500	A450-00-02- | N |	500mm
BLACK FOSTER Micro Custom Cover Gap 1000	A450-00-03- | N |	1000mm

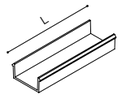

		P	V	D (A x B x C)
CONSTANT VOLTAGE LED POWER SUPPLY	0434-01-61* | N |	100W	48V	298 x 19 x 16mm
	0434-01-62	150W	48V	350 x 30 x 18mm
	0434-01-80	250W	48V	400 x 40 x 22mm

220 240 V~ | *To be installed inside the track. » 362

DROP VOLTAGE TABLE

POWER (W)	CABLE SECTION (mm²)	CABLE LENGTH (m) 5	10	20	30
100	0,75	50	50	X	X
	1,5	50	50	40	25
150	0,75	40	15	X	X
	1,5	50	40	20	X
250	0,75	20	X	X	X
	1,5	35	20	X	X

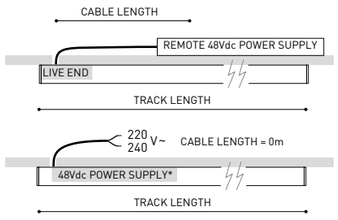

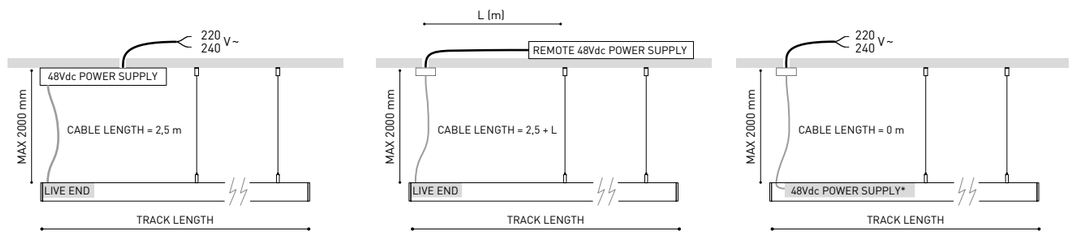

COLOUR | NT ■ | WT □ | N ■ | RAL » 392

» 370

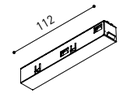

Live-End Connector 48V	
A338-00-01- | N |	

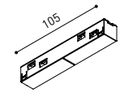

Central Connector 48V	
A338-00-02- | N |	

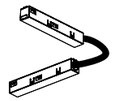

L-Joint Connector 48V	
A338-00-12- | N |	

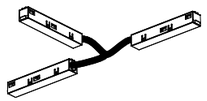

T-Joint Connector 48V	
A450-00-07- | N |	

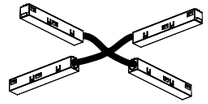

X-Joint Connector 48V	
A450-00-08- | N |	



BLACK FOSTER Micro Custom Surface	
End	A450-00-04- | N | W |



BLACK FOSTER Micro Custom Surface	
End Feed	A450-00-05- | N | W |



BLACK FOSTER Micro Custom Surface	
Straight Joiner	A450-00-06



PRODUCT CONFIGURATOR

Configure your own custom product layout. Our tool will calculate the required drivers and accessories.

SUSPENSION COMPONENTS

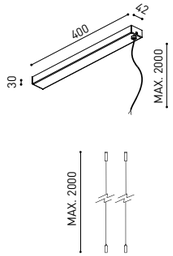

Wired Power Supply Case 48V				
A338-00-25- | NT | WT |	150W	NO DIM		
A338-00-26- | NT | WT |	150W	DIM		

220 240 V~ INCL

Black Foster Suspension Kit (2 units)	
A450-00-09- | NT | WT |	

Suggested mounting accessories quantities:
1000mm - 2 Pcs.
2000mm - 2 Pcs.
3000mm - 3 Pcs.

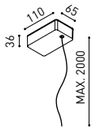

Suspension Feed Kit 48V		
A338-00-16- | N | W |		NO DIM
A338-00-17- | N | W |		DIM

For remote power supply

A338-00-27- | N | W |		NO DIM
A338-00-28- | N | W |		DIM

For power supply inside the track

MAINS TRIMLESS



MAINS THICK TRIMLESS



STEEL CABLE TRIMLESS



WIRE TRIMLESS ACCESSORIES

FEED

Mains Trimless*		NO DIM
A023-00-01- | W | N |		
Mains Thick Trimless*		DIM
A023-00-02- | W | N |		

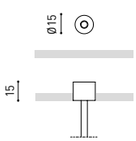

FASTENING

Steel Cable Trimless*	
A023-00-05- | W | N |	

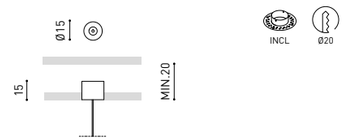

TRIMLESS TOOL D20 X D52mm	A478-00-01

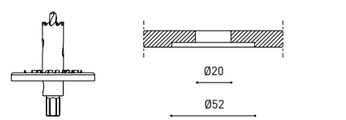

COLOUR | N ■ | W □ | NT ■ | WT □ | RAL » 392

* AS MANY PIECES AS NEEDED ACCORDING TO YOUR PRODUCT

» 370




LAMP-CONCEPT.CH

Divi

Lars Tornøe



		P	CCT	Flux	LOR
DIVI **Direct Initial**	**A538-01-01- | WT | NT |**	13,5W	3000K	1650 lm	58%
DIVI **Direct Initial & End**	**A538-01-11- | WT | NT |**	13,5W	3000K	1650 lm	58%
DIVI **Direct Middle**	**A538-01-21- | WT | NT |**	13,5W	3000K	1650 lm	58%
DIVI **Direct End**	**A538-01-31- | WT | NT |**	13,5W	3000K	1650 lm	58%

48 V | III **IP**20 | CRI>90 | L80B10 >60.000 h

MacAdam Step 2 | CABLE 2 m | FAST | 115°

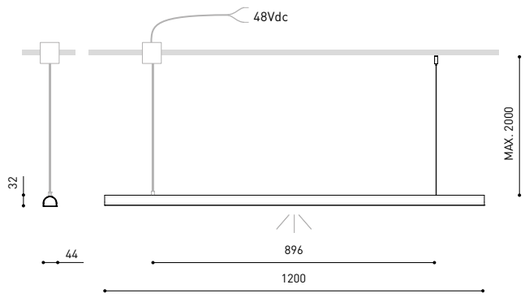



		P	CCT	Flux	LOR
DIVI **Indirect Middle**	**A538-02-21- | WT | NT |**	13,5W	3000K	1650 lm	58%

48 V | III **IP**20 | CRI>90 | L80B10 >60.000 h

MacAdam Step 2 | 115°

		P	CCT	Flux	LOR
DIVI **Indirect End**	**A538-02-31- | WT | NT |**	13,5W	3000K	1650 lm	58%

48 V | III **IP**20 | CRI>90 | L80B10 >60.000 h

MacAdam Step 2 | CABLE 2 m | FAST | 115°

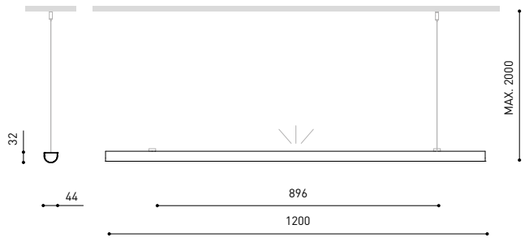

COLOUR | **WT** □ | **NT** ■ | MATERIAL | **AL** | **PC** | RAL » 392

COLOURS MAY AFFECT THE LIGHTING PARAMETERS » 370

			P	V	Nº OF MODULES
CONSTANT VOLTAGE LED POWER SUPPLY	NO DIM	**0434-01-62**	150W	48V	2 - 8
	DALI | PUSH	**0434-02-16**	100W	48V	2 - 6

220 240 V~ | To be installed with the DIVI DIRECT INITIAL or DIRECT INITIAL & END | DRIVER CAN BE PLACED IN REMOTE » 362

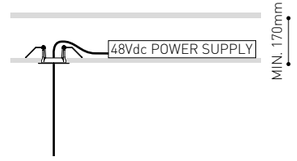

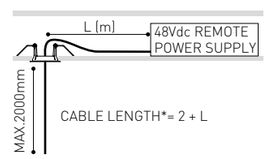

DROP VOLTAGE TABLE

	CABLE LENGTH* (m)		
	<10	<20	<30
POWER (W)	**MAX. Nº OF MODULES**		
100	6	6	6
150	8	7	6

CABLE SECTION: 0,75 mm²

SUSPENSION COMPONENTS

Driver not included

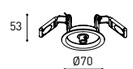

Recessed Canopy

A538-00-00- | WT | NT |



Surface Remote Feed Kit 48V

A538-00-11- | WT | NT |

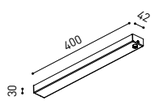

Surface ON/OFF Box 48V

A538-00-21- | WT | NT |

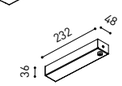

Surface DALI Box 48V

A538-00-22- | WT | NT |

CUSTOM SYSTEM EXAMPLES

Minimum assembly: 2 profiles

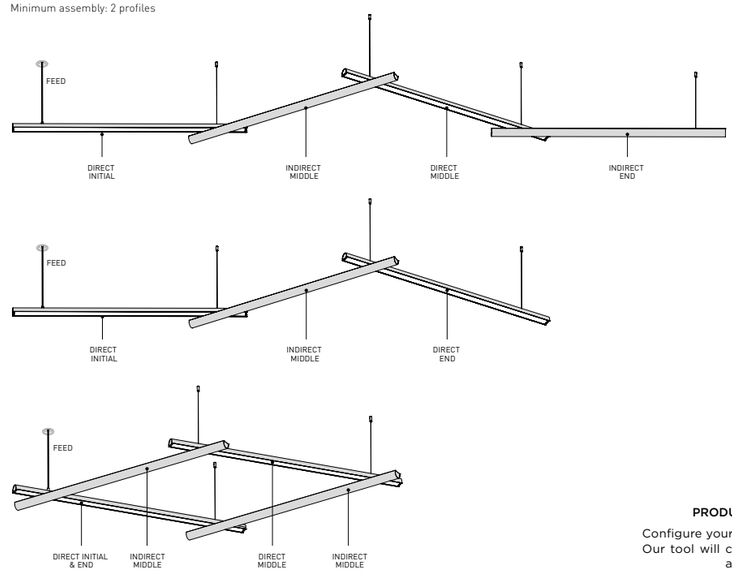

PRODUCT CONFIGURATOR

Configure your own custom product layout. Our tool will calculate the required drivers and accessories.

COLOUR | **WT** □ | **NT** ■ | MATERIAL | **AL** | **PC** | RAL » 392

COLOURS MAY AFFECT THE LIGHTING PARAMETERS » 370

Bright Line

		P	CCT	Flux	LOR	L
BRIGHT LINE **250**	**A303-00-11-** | **W** |	2,9W	3000K	307 lm	43%	250mm
	A303-00-12- | **W** |	2,9W	4000K	313 lm	43%	250mm
BRIGHT LINE **500**	**A303-00-21-** | **W** |	5,8W	3000K	615 lm	43%	500mm
	A303-00-22- | **W** |	5,8W	4000K	625 lm	43%	500mm
BRIGHT LINE **1000**	**A303-00-31-** | **W** |	11,5W	3000K	1230 lm	43%	1000mm
	A303-00-32- | **W** |	11,5W	4000K	1250 lm	43%	1000mm
BRIGHT LINE **2000**	**A303-00-41-** | **W** |	23W	3000K	2460 lm	43%	2000mm
	A303-00-42- | **W** |	23W	4000K	2500 lm	43%	2000mm
BRIGHT LINE **3000**	**A303-00-51-** | **W** |	34,5W	3000K	3690 lm	43%	3000mm
	A303-00-52- | **W** |	34,5W	4000K	3750 lm	43%	3000mm

		P	CCT	Flux	LOR	L
BRIGHT LINE HO **250**	**A304-00-11-** | **W** |	5,8W	3000K	596 lm	43%	250mm
	A304-00-12- | **W** |	5,8W	4000K	605 lm	43%	250mm
BRIGHT LINE HO **500**	**A304-00-21-** | **W** |	11,5W	3000K	1191 lm	43%	500mm
	A304-00-22- | **W** |	11,5W	4000K	1211 lm	43%	500mm
BRIGHT LINE HO **1000**	**A304-00-31-** | **W** |	23W	3000K	2382 lm	43%	1000mm
	A304-00-32- | **W** |	23W	4000K	2422 lm	43%	1000mm
BRIGHT LINE HO **2000**	**A304-00-41-** | **W** |	46W	3000K	4764 lm	43%	2000mm
	A304-00-42- | **W** |	46W	4000K	4844 lm	43%	2000mm
BRIGHT LINE HO **3000**	**A304-00-51-** | **W** |	69W	3000K	7146 lm	43%	3000mm
	A304-00-52- | **W** |	69W	4000K	7266 lm	43%	3000mm

24 V | III **IP**20 | CRI>90 | L80B10 >60.000 h

MacAdam Step 2 | EXCL | DIFFUSER | 110° | 110°

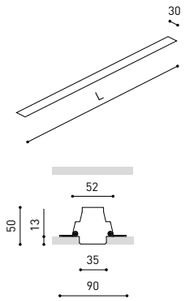

COLOUR | **W** □ | MATERIAL | **AL** | RAL » 392

RECOMMENDED FOR INSTALLATIONS WHERE THE PROFILE CAN BE INSTALLED BEFORE THE FALSE PLASTERBOARD CEILING (THICKNESS 12,5mm.) » 370

		P	CCT	Flux	LOR	L
BRIGHT LINE **CORNER 90° Two Planes**	**A303-00-61-** | **W** |	11,5W	3000K	1230 lm	43%	530 x 530mm
	A303-00-62- | **W** |	11,5W	4000K	1250 lm	43%	530 x 530mm
BRIGHT LINE HO **CORNER 90° Two Planes**	**A304-00-61-** | **W** |	23W	3000K	2382 lm	43%	530 x 530mm
	A304-00-62- | **W** |	23W	4000K	2422 lm	43%	530 x 530mm

24 V | III **IP**20 | CRI>90 | L80B10 >60.000 h

MacAdam Step 2 | EXCL | DIFFUSER | 110° | 110°

BRIGHT LINE CORNER 90° TWO PLANES

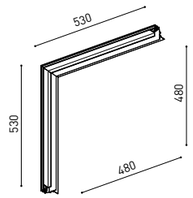

			P	CCT	Flux	LOR	L
BRIGHT LINE **CORNER 90° One Plane**	**Polarized A**	**A303-00-71-** | **W** |	11,5W	3000K	1230 lm	43%	555 x 555mm
		A303-00-72- | **W** |	11,5W	4000K	1250 lm	43%	555 x 555mm
BRIGHT LINE HO **CORNER 90° One Plane**	**Polarized A**	**A304-00-71-** | **W** |	23W	3000K	2382 lm	43%	555 x 555mm
		A304-00-72- | **W** |	23W	4000K	2422 lm	43%	555 x 555mm
BRIGHT LINE **CORNER 90° One Plane**	**Polarized B**	**A303-00-81-** | **W** |	11,5W	3000K	1230 lm	43%	555 x 555mm
		A303-00-82- | **W** |	11,5W	4000K	1250 lm	43%	555 x 555mm
BRIGHT LINE HO **CORNER 90° One Plane**	**Polarized B**	**A304-00-81-** | **W** |	23W	3000K	2382 lm	43%	555 x 555mm
		A304-00-82- | **W** |	23W	4000K	2422 lm	43%	555 x 555mm

24 V | III **IP**20 | CRI>90 | L80B10 >60.000 h

MacAdam Step 2 | INCL | DIFFUSER | 110° | 110°

BRIGHT LINE CORNER 90° ONE PLANE POLARIZED A

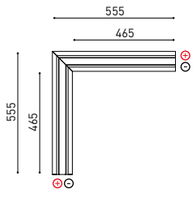

BRIGHT LINE CORNER 90° ONE PLANE POLARIZED B

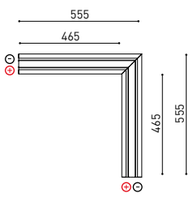

COLOUR | **W** □ | MATERIAL | **AL** | **PC** | RAL » 392

RECOMMENDED FOR INSTALLATIONS WHERE THE PROFILE CAN BE INSTALLED BEFORE THE FALSE PLASTERBOARD CEILING (THICKNESS 12,5mm.) » 370

Bright Line

PRODUCT CONFIGURATOR

Configure your own custom product layout. Our tool will calculate the required drivers and accessories.

		L
BRIGHT LINE **Diffuser**	**A303-10-01**	1000mm
	A303-10-02	2000mm
	A303-10-03	3000mm

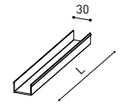

BRIGHT LINE **End Caps Kit**	**A303-10-00- | W |**

Thickness of each cover = 2 mm.



BRIGHT LINE **Straight Joiner**	**A303-10-04**

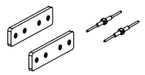

BRIGHT LINE **Power Line**	**A303-10-05**



MOUNTING ACCESSORIES

Track Fixation Kit	**A219-21-06- | B |**
Track Flush Ceiling Kit	**A219-22-06- | B |**
Track Track Clamp Kit for M6 ROD	**A219-21-21- | B |**
Track Suspension Kit	**A219-21-10- | B |**

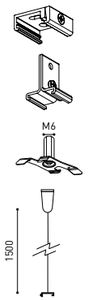

SUGGESTED MOUNTING ACCESSORIES QUANTITIES

250 mm - 1 Pcs
500 mm - 1 Pcs
1000 mm - 2 Pcs
2000 mm - 2 Pcs
3000 mm - 3 Pcs
Corner 90° One Plane - 2Pcs.
Corner 90° Two Planes - 3 Pcs - One unit (in the ceiling) and two units (in the wall) can be combined.

			P	V	Max Length	Max Length HO	D
CONSTANT VOLTAGE LED POWER SUPPLY	ON/OFF	**0433-10-22**	100W	24V	7000mm	3750mm	300 x 40 x 21mm
		0433-10-23	80W	24V	6250mm	3000mm	345 x 32 x 22mm
	DALI | PUSH	**0433-10-24**	160W	24V	7000mm	5000mm	300 x 50 x 35mm

220 240 V~ | DRIVER MUST BE PLACED ON REMOTE » 362

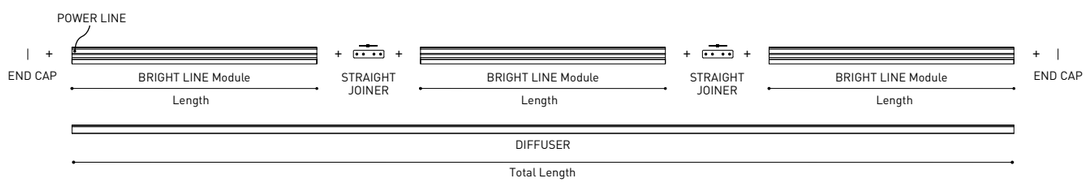

COLOUR | **W** ☐ | **B** ☐ | MATERIAL | **AL** | **PC** | RAL » 392

RECOMMENDED FOR INSTALLATIONS WHERE THE PROFILE CAN BE INSTALLED BEFORE THE FALSE PLASTERBOARD CEILING (THICKNESS 12,5mm.) » 370

Fifty + Custom



	*OPTIONS
1	No DIM
2	DIM DALI
3	DIM Push

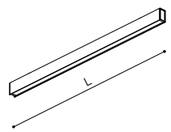

			P	CCT	I	Flux	L
FIFTY + **Surface Custom 100**	**A443-01-** ◎ **-1- | WT | NT |**		15,4W	3000K	700mA	2280 lm	1000mm
	A443-01- ◎ **-2- | WT | NT |**		15,4W	4000K	700mA	2400 lm	1000mm
FIFTY + **Surface Custom 150**	**A443-02-** ◎ **-1- | WT | NT |**		23,1W	3000K	700mA	3420 lm	1500mm
	A443-02- ◎ **-2- | WT | NT |**		23,1W	4000K	700mA	3600 lm	1500mm
FIFTY + **Surface Custom 200**	**A443-03-** ◎ **-1- | WT | NT |**		30,8W	3000K	700mA	4560 lm	2000mm
	A443-03- ◎ **-2- | WT | NT |**		30,8W	4000K	700mA	4800 lm	2000mm
FIFTY + **Surface Custom 300**	**A443-04-** ◎ **-1- | WT | NT |**		46,2W	3000K	700mA	6840 lm	3000mm
	A443-04- ◎ **-2- | WT | NT |**		46,2W	4000K	700mA	7200 lm	3000mm
FIFTY + **Surface Custom Corner**	**A443-05-** ◎ **-1- | WT | NT |**		15,4W	3000K	700mA	2280 lm	525 x 525mm
	A443-05- ◎ **-2- | WT | NT |**		15,4W	4000K	700mA	2400 lm	525 x 525mm
FIFTY + HO **Surface Custom 100**	**A443-11-** ◎ **-1- | WT | NT |**		23,6W	3000K	1050mA	3260 lm	1000mm
	A443-11- ◎ **-2- | WT | NT |**		23,6W	4000K	1050mA	3440 lm	1000mm
FIFTY + HO **Surface Custom 150**	**A443-12-** ◎ **-1- | WT | NT |**		35,4W	3000K	1050mA	4890 lm	1500mm
	A443-12- ◎ **-2- | WT | NT |**		35,4W	4000K	1050mA	5160 lm	1500mm
FIFTY + HO **Surface Custom 200**	**A443-13-** ◎ **-1- | WT | NT |**		47,2W	3000K	1050mA	6520 lm	2000mm
	A443-13- ◎ **-2- | WT | NT |**		47,2W	4000K	1050mA	6880 lm	2000mm
FIFTY + HO **Surface Custom 300**	**A443-14-** ◎ **-1- | WT | NT |**		70,8W	3000K	1050mA	9780 lm	3000mm
	A443-14- ◎ **-2- | WT | NT |**		70,8W	4000K	1050mA	10320 lm	3000mm
FIFTY + HO **Surface Custom Corner**	**A443-15-** ◎ **-1- | WT | NT |**		23,6W	3000K	1050mA	3260 lm	525 x 525mm
	A443-15- ◎ **-2- | WT | NT |**		23,6W	4000K	1050mA	3440 lm	525 x 525mm

220 240 V~ | **IP**20 | CRI>90 | L80B10 >60.000 h

MacAdam Step 2 | OPTIONS* | EXCL | DIFFUSER | FAST | CONNEC | INCL | *UGR <19 | 104° *UGR 62°



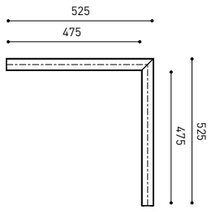

ACCESSORIES

FIFTY + **Diffuser (x meter)**	LOR
A447-00-00	70%

Max length 30 m.



FIFTY + **UGR Diffuser (x meter)***	LOR
A447-00-10	47%

Max length 30 m.



FIFTY + **End Caps Kit**
A447-00-20- | WT | NT |



FIFTY + **Straight Joiner**
A447-00-30



FIFTY + **Power Line**
A443-00-00





COLOUR | **WT** ☐ | **NT** ■ | MATERIAL | **AL** | **PC** | RAL » 392

» 370

Fifty + Custom



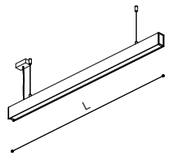

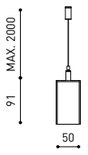

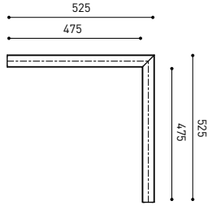

		P	CCT	I	Flux	L
FIFTY + Suspension Custom 100	A444-01- ⓓ -1- | WT | NT |	15,4W	3000K	700mA	2280 lm	1000mm
	A444-01- ⓓ -2- | WT | NT |	15,4W	4000K	700mA	2400 lm	1000mm
FIFTY + Suspension Custom 150	A444-02- ⓓ -1- | WT | NT |	23,1W	3000K	700mA	3420 lm	1500mm
	A444-02- ⓓ -2- | WT | NT |	23,1W	4000K	700mA	3600 lm	1500mm
FIFTY + Suspension Custom 200	A444-03- ⓓ -1- | WT | NT |	30,8W	3000K	700mA	4560 lm	2000mm
	A444-03- ⓓ -2- | WT | NT |	30,8W	4000K	700mA	4800 lm	2000mm
FIFTY + Suspension Custom 300	A444-04- ⓓ -1- | WT | NT |	46,2W	3000K	700mA	6840 lm	3000mm
	A444-04- ⓓ -2- | WT | NT |	46,2W	4000K	700mA	7200 lm	3000mm
FIFTY + Suspension Custom Corner	A444-05- ⓓ -1- | WT | NT |	15,4W	3000K	700mA	2280 lm	525 x 525mm
	A444-05- ⓓ -2- | WT | NT |	15,4W	4000K	700mA	2400 lm	525 x 525mm
FIFTY + HO Suspension Custom 100	A444-11- ⓓ -1- | WT | NT |	23,6W	3000K	1050mA	3260 lm	1000mm
	A444-11- ⓓ -2- | WT | NT |	23,6W	4000K	1050mA	3440 lm	1000mm
FIFTY + HO Suspension Custom 150	A444-12- ⓓ -1- | WT | NT |	35,4W	3000K	1050mA	4890 lm	1500mm
	A444-12- ⓓ -2- | WT | NT |	35,4W	4000K	1050mA	5160 lm	1500mm
FIFTY + HO Suspension Custom 200	A444-13- ⓓ -1- | WT | NT |	47,2W	3000K	1050mA	6520 lm	2000mm
	A444-13- ⓓ -2- | WT | NT |	47,2W	4000K	1050mA	6880 lm	2000mm
FIFTY + HO Suspension Custom 300	A444-14- ⓓ -1- | WT | NT |	70,8W	3000K	1050mA	9780 lm	3000mm
	A444-14- ⓓ -2- | WT | NT |	70,8W	4000K	1050mA	10320 lm	3000mm
FIFTY + HO Suspension Custom Corner	A444-15- ⓓ -1- | WT | NT |	23,6W	3000K	1050mA	3260 lm	525 x 525mm
	A444-15- ⓓ -2- | WT | NT |	23,6W	4000K	1050mA	3440 lm	525 x 525mm

220 240 V~ | IP20 | CRI>90 | L80B10 >60.000 h | MacAdam Step 2 | OPTIONS* | CABLE 2 m | FAST | EXCL \| DIFFUSER | FAST \| CONNEC | INCL | *UGR <19 | 104° *UGR 62°

ⓓ	*OPTIONS
1	No DIM
2	DIM DALI
3	DIM Push

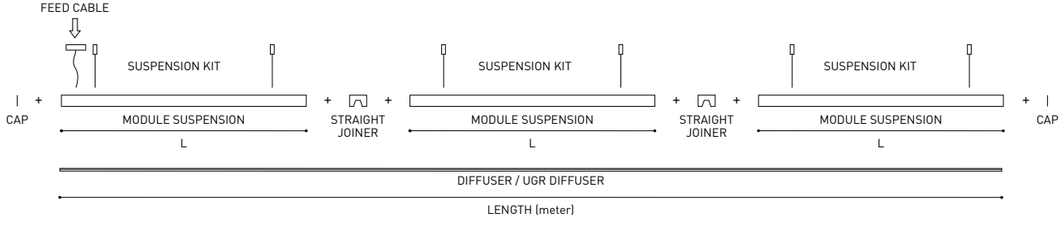

COLOUR | WT ☐ | NT ■ | MATERIAL | AL | PC | RAL ⓘ » 392

» 370

PRODUCT CONFIGURATOR

Configure your own custom product layout. Our tool will calculate the required drivers and accessories.

ACCESSORIES

FIFTY + **Diffuser (x meter)**	LOR
A447-00-00	70%

Max length 30 m.

FIFTY + **UGR Diffuser (x meter)***	LOR
A447-00-10	47%

Max length 30 m.

FIFTY + **End Caps Kit**

A447-00-20- | WT | NT |

FIFTY + **Straight Joiner**

A447-00-30

FIFTY + **Suspension Power Line**

A444-00-00- | WT | NT | NO DIM

A444-00-10- | WT | NT | DIM



FIFTY + **Suspension Kit**

A444-00-20- | WT | NT |

At least 2 units needed.
Extra unit each 100 cm. required

OPTIONAL ACCESSORIES

WIRE TRIMLESS **Accessories**

FEED

Mains Trimless — NO DIM

A023-00-01- | W | N |

Mains Thick Trimless — DIM

A023-00-02- | W | N |

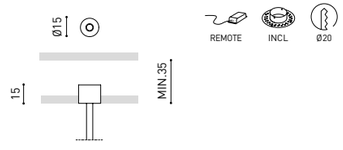

FASTENING

Steel Cable Trimless**

A023-00-05- | W | N |

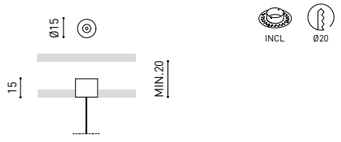

TRIMLESS TOOL **D20 X D52mm** **A478-00-01**

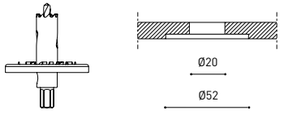

MAINS TRIMLESS



MAINS THICK TRIMLESS

STEEL CABLE TRIMLESS

COLOUR | WT ☐ | NT ■ | W ☐ | N ■ | MATERIAL | AL | PC | RAL ⓘ » 392

** AS MANY PIECES AS NEEDED ACCORDING TO YOUR PRODUCT

» 370



OUTDOOR

Rec Outdoor 326 / Mr Beam 328 / Puck
Outdoor 330 / Slim 332 / Skip 335 / Yoru
Spike 336 / Flash 339 / Step 340 / Dark 343

Rec Outdoor



			P	CCT	I	Flux	LOR
REC **Outdoor**	**A516-00-10-**	**WT** | **GT** | **OX** |	6,8W	2700K	500mA	975 lm	54%
	A516-00-11-	**WT** | **GT** | **OX** |	6,8W	3000K	500mA	1000 lm	54%

220 240 V~ | **IP**65 | CRI>90 | L80B10 >60.000 h

OUTDOOR | MacAdam Step 2 | INCL | 114° | 114°

			P	CCT	Flux	LOR
REC **Outdoor**	**A516-00-20-**	**WT** | **GT** | **OX** |	6,8W	2700K	975 lm	54%
	A516-00-21-	**WT** | **GT** | **OX** |	6,8W	3000K	1000 lm	54%

48 V | III | **IP**65 | CRI>90 | L80B10 >60.000 h

OUTDOOR | MacAdam Step 2 | DALI | 114° | 114°

		P	V
CONSTANT VOLTAGE LED POWER SUPPLY	**0434-01-62**	150W	48V

220 240 V~ | **IP**20 | DRIVER MUST BE PLACED ON REMOTE

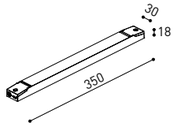

DROP VOLTAGE TABLE

POWER (W)	**CABLE SECTION** (mm²)	**CABLE LENGTH** (m) <25	<50	<75	<100
150	0,75	√	√	X	X
	1,0	√	√	√	X
	1,5	√	√	√	√

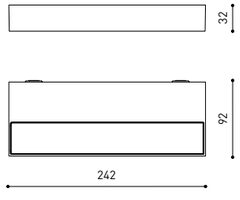

COLOUR | **WT** □ | **GT** ■ | **OX** ■ | MATERIAL | **AL** | **PC** | RAL » 392

COLOURS MAY AFFECT THE LIGHTING PARAMETERS » 370



			P	CCT	I	Flux	LOR
REC **Outdoor Double**	**A517-00-10-**	**WT** | **GT** | **OX** |	12W	2700K	900mA	1765 lm	58%
	A517-00-11-	**WT** | **GT** | **OX** |	12W	3000K	900mA	1810 lm	58%

220 240 V~ | **IP**65 | CRI>90 | L80B10 >60.000 h

OUTDOOR | MacAdam Step 2 | INCL | 114°

			P	CCT	Flux	LOR
REC **Outdoor Double**	**A517-00-20-**	**WT** | **GT** | **OX** |	12W	2700K	1765 lm	58%
	A517-00-21-	**WT** | **GT** | **OX** |	12W	3000K	1810 lm	58%

48 V | III | **IP**65 | CRI>90 | L80B10 >60.000 h

OUTDOOR | MacAdam Step 2 | DALI | 114°

		P	V
CONSTANT VOLTAGE LED POWER SUPPLY	**0434-01-62**	150W	48V

220 240 V~ | **IP**20 | DRIVER MUST BE PLACED ON REMOTE

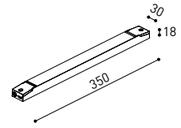

DROP VOLTAGE TABLE

POWER (W)	**CABLE SECTION** (mm²)	**CABLE LENGTH** (m) <25	<50	<75	<100
150	0,75	√	√	X	X
	1,0	√	√	√	X
	1,5	√	√	√	√



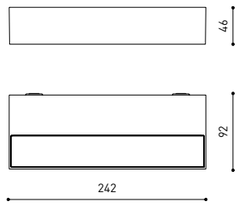

COLOUR | **WT** □ | **GT** ■ | **OX** ■ | MATERIAL | **AL** | **PC** | RAL » 392

COLOURS MAY AFFECT THE LIGHTING PARAMETERS » 370

Mr Beam



		P	CCT	Flux	LOR
MR BEAM	**A549-00-00-** | **WT** | **GT** | **OX** |	8W	2700K	635 lm	60%
	A549-00-01- | **WT** | **GT** | **OX** |	8W	3000K	690 lm	60%

220 240 V~ | **IP**65 | CRI>90 | ⎓70B10 › 50.000 h

OUTDOOR | MacAdam Step 3 | INCL | 64° | 64°



		P	CCT	Flux	LOR
MR BEAM **Square**	**A550-00-00-** | **WT** | **GT** | **OX** |	8W	2700K	635 lm	60%
	A550-00-01- | **WT** | **GT** | **OX** |	8W	3000K	690 lm	60%

220 240 V~ | **IP**65 | CRI>90 | ⎓70B10 › 50.000 h

OUTDOOR | MacAdam Step 3 | INCL | 64° | 64°







MR BEAM

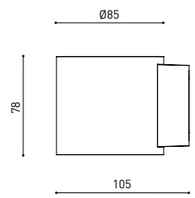

MR BEAM SQUARE

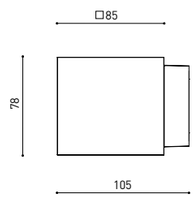



COLOUR | WT □ | GT ■ | OX ■ | MATERIAL | AL | ABS+PC | OPTICAL GLASS | RAL » 392

» 370



LAMP-CONCEPT.CH

Puck Outdoor

Extended Family / Puck Recessed_73 / Puck_128 / Puck S 48V_262



		P	CCT	Flux	LOR
PUCK **Outdoor**	**A563-10-00-** | **WT** | **GT** | **OX** |	8W	2700K	635 lm	75%
	A563-10-01- | **WT** | **GT** | **OX** |	8W	3000K	690 lm	75%

220 240 V~ | **IP**65 | CRI>90 | L70B10 >50.000 h

OUTDOOR | MacAdam Step 3 | INCL | UGR <19 | 38°







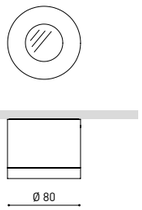

COLOUR | WT □ | GT ■ | OX ■ | MATERIAL | AL | OPTICAL GLASS | RAL » 392

» 370



Slim

N



		P	CCT	I	Flux	LOR
SLIM **Mini**	**A547-00-10-** | **WT** | **GT** | **OX** |	2W	2700K	250mA	330 lm	40%
	A547-00-11- | **WT** | **GT** | **OX** |	2W	3000K	250mA	350 lm	40%

220 240 V~ | **IP**65 | CRI>90 | ≥80B10 • 72.000 h

OUTDOOR | MacAdam Step 2 | INCL | 155 X 69 | 75°

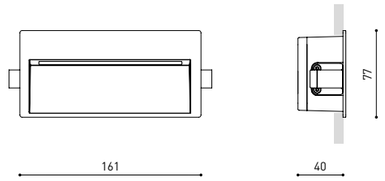

OPTIONAL ACCESSORY

SLIM MINI Concrete Box Accessory **A547-90-00**

Only needed when installed in concrete walls.

Boxes can be ordered in advance, in order to place the housings in the wall before the final Slim Mini installation.

170 X 87

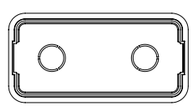

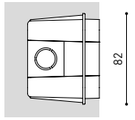





COLOUR | WT □ | GT ■ | OX ■ | MATERIAL | AL | PC | RAL » 392

COLOURS MAY AFFECT THE LIGHTING PARAMETERS » 370



Slim



			P	CCT	I	Flux	LOR
SLIM	**A515-00-10-**	**WT** | **GT** | **OX** |	6,8W	2700K	500mA	975 lm	40%
	A515-00-11-	**WT** | **GT** | **OX** |	6,8W	3000K	500mA	1000 lm	40%

220 240 V~ | **IP**65 | CRI>90 | L80B10 >60.000 h

OUTDOOR | MacAdam Step 2 | INCL | 254 X 122 | 75°

			P	CCT	Flux	LOR
SLIM	**A515-00-20-**	**WT** | **GT** | **OX** |	6,8W	2700K	975 lm	40%
	A515-00-21-	**WT** | **GT** | **OX** |	6,8W	3000K	1000 lm	40%

48 V | III | **IP**65 | CRI>90 | L80B10 >60.000 h

OUTDOOR | MacAdam Step 2 | DALI | 254 X 122 | 75°

		P	V
CONSTANT VOLTAGE LED POWER SUPPLY	**0434-01-62**	150W	48V

220 240 V~ | **IP**20 | DRIVER MUST BE PLACED ON REMOTE

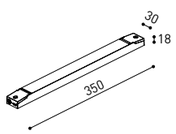

DROP VOLTAGE TABLE

POWER (W)	CABLE SECTION (mm²)	CABLE LENGTH (m) <25	<50	<75	<100
150	0,75	√	√	X	X
	1,0	√	√	√	X
	1,5	√	√	√	√

OPTIONAL ACCESSORY

SLIM **Concrete Box Accessory** **A515-90-00**

Only needed when installed in concrete walls.

Boxes can be ordered in advance, in order to place the housings in the wall before the final Slim installation.

270 X 140

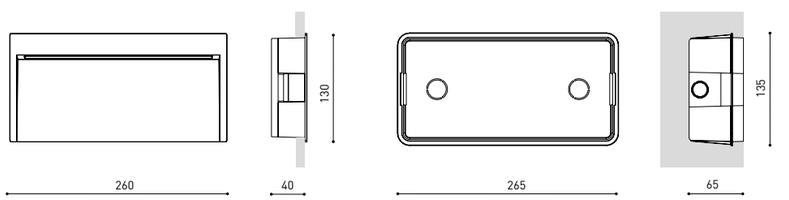

COLOUR | **WT** □ | **GT** ■ | **OX** ■ | MATERIAL | **AL** | **PC** | RAL » 392

COLOURS MAY AFFECT THE LIGHTING PARAMETERS » 370

Skip



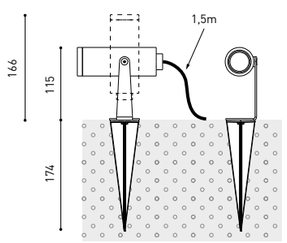





			P	CCT	BEAM	I	Flux	LOR
SKIP	**A497-01 - 10-**	**GT** | **OX** |	5,5W	2700K	19°	500mA	620 lm	87%
	A497-01 - 11-	**GT** | **OX** |	5,5W	3000K	19°	500mA	660 lm	87%
	A497-01 - 20-	**GT** | **OX** |	5,5W	2700K	29°	500mA	620 lm	91%
	A497-01 - 21-	**GT** | **OX** |	5,5W	3000K	29°	500mA	660 lm	91%
	A497-01 - 30-	**GT** | **OX** |	5,5W	2700K	35°	500mA	620 lm	89%
	A497-01 - 31-	**GT** | **OX** |	5,5W	3000K	35°	500mA	660 lm	89%

220 240 V~ | **IP**65 | CRI>90 | L90B10 >108.000 h

OUTDOOR | MacAdam Step 2 | INCL | 360° | 360° | 19°/ 29°/ 35°

			P	CCT	BEAM	Flux	LOR
SKIP	**A497-02 - 10-**	**GT** | **OX** |	5,5W	2700K	19°	620 lm	87%
	A497-02 - 11-	**GT** | **OX** |	5,5W	3000K	19°	660 lm	87%
	A497-02 - 20-	**GT** | **OX** |	5,5W	2700K	29°	620 lm	91%
	A497-02 - 21-	**GT** | **OX** |	5,5W	3000K	29°	660 lm	91%
	A497-02 - 30-	**GT** | **OX** |	5,5W	2700K	35°	620 lm	89%
	A497-02 - 31-	**GT** | **OX** |	5,5W	3000K	35°	660 lm	89%

48 V | III | **IP**65 | CRI>90 | L90B10 >108.000 h

OUTDOOR | MacAdam Step 2 | DALI | 360° | 360° | 19°/ 29°/ 35°

		P	V
CONSTANT VOLTAGE LED POWER SUPPLY	**0434-01-62**	150W	48V

220 240 V~ | **IP**20 | DRIVER MUST BE PLACED ON REMOTE

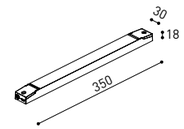

DROP VOLTAGE TABLE

POWER (W)	CABLE SECTION (mm²)	CABLE LENGTH (m) <25	<50	<75	<100
150	0,75	√	√	X	X
	1,0	√	√	√	X
	1,5	√	√	√	√

OPTIONAL ACCESSORIES

Connector IP67 No DIM	0434-01-81- | **N** |	Connector IP67 DIM DALI	0434-01-83- | **N** |
Connector IP67 No DIM T-Shape	0434-01-82- | **N** |	Connector IP67 DIM DALI T-Shape	0434-01-84- | **N** |
For cable Ø4,5-7,5mm, section <1,5mm²		For cable Ø5,5-7,5mm, section <1,0mm²	

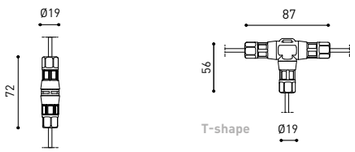

SKIP **Anti-glare Screen** **A497-00 - 00-** | **GT** | **OX** |

AFFECTS THE LIGHTING PARAMETERS



COLOUR | **GT** ■ | **OX** ■ | MATERIAL | **AL** | **GL-TRANS** | **PC** | RAL » 392

OTHER CCT PLEASE CONSULT » 370

OUTDOOR

LAMP-CONCEPT.CH

Yoru Spike

Extended Family / Yoru_210



			P	CCT	Flux	LOR
YORU **Spike 24V**	**A475-** ◎ **-0 - 00-** | **WT** | **GT** | **OX** |		3W	2700K	400 lm	84%
	A475- ◎ **-0 - 01-** | **WT** | **GT** | **OX** |		3W	3000K	410 lm	84%

24 V | III **IP**65 | CRI>90 | L80B10 >60.000 h

OUTDOOR · MacAdam Step 2 · OPTIONS* · 100°

◎	TOTAL HEIGHT - H	L
1	400 mm	1250 mm
2	500 mm	1150 mm

OPTIONAL ACCESSORY

Connector IP67	**0434-01-67-** | **N** |
Connector IP67 T-Shape	**0434-01-68-** | **N** |

For cable Ø3,5-7,5mm, section <1,5mm²

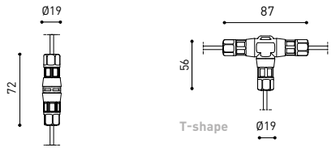

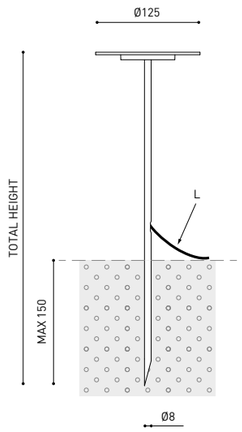

			P	V	D (A x B x C)
YORU **Spike 24V** **Remote Power Supply**	NO DIM	**0434-01-37**	60W	24V	180 x 52 x 30mm
		0433-10-22	100W	24V	295 x 43 x 30mm

220 240 V~ | **IP**20

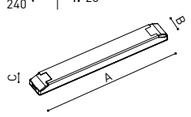

YORU **Spike 24V** *** Remote Constant Voltage Dimmer**		**0433-01-32**	DALI / Push	24V	181 x 42 x 20mm
		0433-01-35	CASAMBI	24V	72,6 x 30 x 18mm

24 V | **IP**20

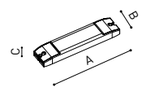

DROP VOLTAGE TABLE

POWER (W)	**CABLE SECTION** (mm²)	**CABLE LENGTH** (m) <25	<50	<75	<100
60	0,75	√	√	X	X
	1,5	√	√	√	√
100	0,75	√	X	X	X
	1,5	√	√	√	X





COLOUR | **WT** □ | **GT** ■ | **OX** ■ | MATERIAL | **INOX AISI 304** | **AL** | **PC** | RAL ⓘ » 392

» 370

LAMP-CONCEPT.CH



Flash



		CCT	Beam	LOR
FLASH	**A529-00-00-** | **GT** | **OX** |	2700K	37°	81%
	A529-00-01- | **GT** | **OX** |	3000K	37°	81%

III **IP**65 | CRI>90 | L90B10 > 60.000 h

OUTDOOR | MacAdam Step 3 | EXCL* | 360° | 90° | 37°

*DRIVER OPTIONS		P	I	CCT	Flux
FLASH **1**	**0434-00-40** 1 to 4 Flash	5,7W	700mA	2700K	715 lm
				3000K	730 lm
FLASH **2**	**0434-00-41** 1 to 4 Flash	8,7W	1050mA	2700K	1040 lm
	DALI **0434-01-26** 1 to 6 Flash			3000K	1070 lm

220 240 V~ | **IP**20 | DRIVER MUST BE PLACED ON REMOTE

» 362





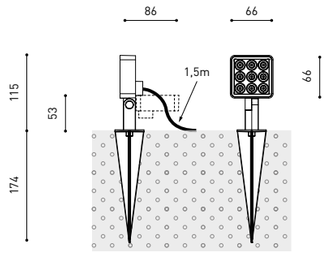

OPTIONAL ACCESSORY

Connector IP67

0434-01-66- | **N** |

For cable Ø4,5-6,5mm, section <1,5mm²

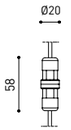

COLOUR | **GT** ■ | **OX** ■ | MATERIAL | **AL** | **GL-TRANS** | **ABS+PC** | RAL

» 392

» 370

Step



		CCT	LOR
STEP **XS**	**A393-00-00-** | **NX** | **W** | **N** | **OX** |	2700K	7%
OUTDOOR	**A393-00-01-** | **NX** | **W** | **N** | **OX** |	3000K	7%
	A393-00-02- | **NX** | **W** | **N** | **OX** |	4000K	7%

IP65 | **IK**10 | CRI>90 | L90B10 > 102.000 h

MacAdam Step 3 | EXCL* | Ø22 | 110°



		CCT	LOR
STEP **S**	**A392-00-00-** | **NX** | **W** | **N** | **OX** |	2700K	10%
OUTDOOR	**A392-00-01-** | **NX** | **W** | **N** | **OX** |	3000K	10%
	A392-00-02- | **NX** | **W** | **N** | **OX** |	4000K	10%

IP65 | **IK**06 | CRI>90 | L90B10 > 102.000 h

MacAdam Step 3 | EXCL* | Ø32 | 112°

*DRIVER OPTIONS		P	I	CCT	Flux
0434-00-39	1 to 12 Steps XS	1W	350mA	2700K	100 lm
				3000K	120 lm
				4000K	130 lm
	1 to 12 Steps S	1W	350mA	2700K	100 lm
				3000K	120 lm
NO DIM | **IP**20				4000K	130 lm

220 240 V~ | DRIVER MUST BE PLACED ON REMOTE | OTHER DIM OPTIONS PLEASE CONSULT » 362



STEP XS

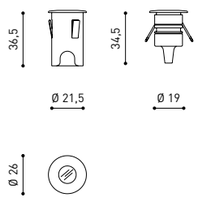

STEP S

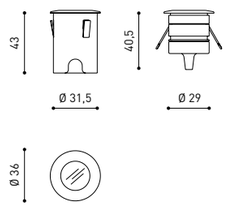

COLOUR | **NX** | **W** | **N** | **OX** | MATERIAL | **INOX AISI 304** | **AL** | **PMMA** | RAL » 392

» 370



		CCT	LOR
STEP	**A275-00-00-** | **NX** | **W** | **N** | **OX** |	2700K	15%
	A275-00-01- | **NX** | **W** | **N** | **OX** |	3000K	15%
OUTDOOR	**A275-00-02-** | **NX** | **W** | **N** | **OX** |	4000K	15%
	A275-00-03- | **NX** | **W** | **N** | **OX** |	blue	1%

IP67 | **IK**08 | CRI>90 | L90B10 > 102.000 h

MacAdam Step 3 | 5000 N | 40° C | EXCL* | Ø41 | 96°

*DRIVER OPTIONS		P	I	CCT	Flux
0434-00-39	1 to 12 Steps	1W	350mA	2700K	100 lm
				3000K	120 lm
				4000K	130 lm
NO DIM | **IP**20				blue	130 lm

220 240 V~ | DRIVER MUST BE PLACED ON REMOTE | OTHER DIM OPTIONS PLEASE CONSULT » 362

OPTIONAL ACCESSORY

Connector IP67 **0434-01-66-** | **N** |

For cable Ø4,5-6,5mm, section <1,5mm²

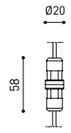

STEP

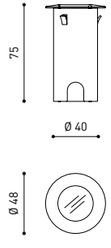

COLOUR | **NX** | **W** | **N** | **OX** | MATERIAL | **INOX AISI 304** | **AL** | **PMMA** | RAL » 392

» 370



Dark



		CCT	Beam	LOR
DARK	A274-00-10- | NX | N | OX |	2700K	19°	80%
	A274-00-11- | NX | N | OX |	3000K	19°	80%
	A274-00-12- | NX | N | OX |	4000K	19°	80%
	A274-00-20- | NX | N | OX |	2700K	40°	83%
	A274-00-21- | NX | N | OX |	3000K	40°	83%
OUTDOOR	A274-00-22- | NX | N | OX |	4000K	40°	83%

IP67 | IK08 | CRI>90 | L90B10 >102.000h

MacAdam Step 3 | OPTIONS** | 5000 N | 40° C | EXCL* | Ø52 | 19° / 40°



		CCT	Beam	LOR
DARK Honeycomb	A513-00-10- | NX | N | OX |	2700K	17°	54%
	A513-00-11- | NX | N | OX |	3000K	17°	54%
	A513-00-12- | NX | N | OX |	4000K	17°	54%
	A513-00-20- | NX | N | OX |	2700K	30°	53%
	A513-00-21- | NX | N | OX |	3000K	30°	53%
OUTDOOR	A513-00-22- | NX | N | OX |	4000K	30°	53%

IP67 | IK08 | CRI>90 | L90B10 >102.000h

MacAdam Step 3 | OPTIONS** | 5000 N | 40° C | EXCL* | Ø52 | 17° / 30°

*DRIVER OPTIONS	P	I	CCT	Flux
0434-00-39 1 to 12 Darks	1W	350mA	2700K	100 lm
			3000K	120 lm
NO DIM | IP20			4000K	130 lm
0434-00-40 1 to 12 Darks	2,1W	700mA	2700K	180 lm
			3000K	200 lm
NO DIM | IP20			4000K	240 lm
0434-00-41 1 to 11 Darks	3,2W	1050mA	2700K	250 lm
			3000K	280 lm
NO DIM | IP20			4000K	325 lm

220 240 V~ | ** OTHER DIM OPTIONS PLEASE CONSULT » 362

OPTIONAL ACCESSORY

Connector IP67

0434-01-66- | **N** |

For cable Ø4,5-6,5mm, section <1,5mm²

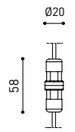

DARK & DARK HONEYCOMB

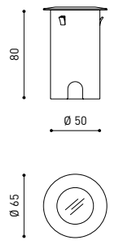

COLOUR | NX | N | OX | MATERIAL | INOX AISI 304 | AL | GL-TRANS | RAL » 392

» 370

OUTDOOR

Dark



		CCT	LOR
DARK **M**	**A301-00-10-** | **NX** | **N** | **OX** |	2700K	75%
OUTDOOR	**A301-00-11-** | **NX** | **N** | **OX** |	3000K	75%
	A301-00-12- | **NX** | **N** | **OX** |	4000K	75%

IP67 | **IK**08 | CRI>90 | L90B10 > 55.000 h

MacAdam Step 2 · OPTIONS** · 7000 N · 80° C · EXCL* · Ø92 · 38°



		CCT	LOR
DARK **M Honeycomb**	**A514-00-10-** | **NX** | **N** | **OX** |	2700K	53%
OUTDOOR	**A514-00-11-** | **NX** | **N** | **OX** |	3000K	53%
	A514-00-12- | **NX** | **N** | **OX** |	4000K	53%

IP67 | **IK**08 | CRI>90 | L90B10 > 55.000 h

MacAdam Step 2 · OPTIONS** · 7000 N · 68° C · EXCL* · Ø92 · 34°

*DRIVER OPTIONS	P	I	CCT	Flux
0434-00-36	4,6W	140mA	2700K	640 lm
1 Dark M			3000K	665 lm
NO DIM | **IP**20			4000K	675 lm
0434-00-37	6,7W	200mA	2700K	865 lm
1 Dark M			3000K	900 lm
NO DIM | **IP**20			4000K	915 lm
0434-00-38	10,5W	300mA	2700K	1220 lm
1 Dark M			3000K	1265 lm
NO DIM | **IP**20			4000K	1290 lm

220 240 V~ | DRIVER MUST BE PLACED ON REMOTE
** PHASE CUT & OTHER DIM OPTIONS PLEASE CONSULT

» 362

OPTIONAL ACCESSORY

Connector IP67

0434-01-66- | **N** |

For cable Ø4,5-6,5mm, section <1,5mm²

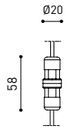







DARK M &
DARK M HONEYCOMB

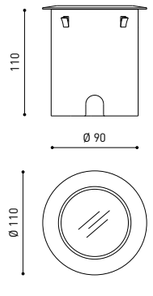

COLOUR | **NX** | **N** | **OX** | MATERIAL | **INOX AISI 304** | **AL** | **GL-TRANS** | RAL

» 392

» 370



		CCT	LOR
DARK **M Asymmetric**	**A440-00-10-** | **NX** | **N** | **OX** |	2700K	75%
OUTDOOR	**A440-00-11-** | **NX** | **N** | **OX** |	3000K	75%
	A440-00-12- | **NX** | **N** | **OX** |	4000K	75%

IP67 | **IK**08 | CRI>90 | L90B10 > 55.000 h

MacAdam Step 2 · OPTIONS** · 7000 N · 80° C · EXCL* · Ø92 · 38°



		CCT	LOR
DARK **M Wall Washer**	**A521-00-10-** | **NX** | **N** | **OX** |	2700K	37%
OUTDOOR	**A521-00-11-** | **NX** | **N** | **OX** |	3000K	37%
	A521-00-12- | **NX** | **N** | **OX** |	4000K	37%

IP67 | **IK**08 | CRI>90 | L90B10 > 55.000 h

MacAdam Step 2 · OPTIONS** · 7000 N · 68° C · EXCL* · Ø92

*DRIVER OPTIONS	P	I	CCT	Flux
0434-00-36	4,6W	140mA	2700K	640 lm
1 Dark M			3000K	665 lm
NO DIM | **IP**20			4000K	675 lm
0434-00-37	6,7W	200mA	2700K	865 lm
1 Dark M			3000K	900 lm
NO DIM | **IP**20			4000K	915 lm
0434-00-38	10,5W	300mA	2700K	1220 lm
1 Dark M			3000K	1265 lm
NO DIM | **IP**20			4000K	1290 lm

220 240 V~ | DRIVER MUST BE PLACED ON REMOTE
** PHASE CUT & OTHER DIM OPTIONS PLEASE CONSULT

» 362

OPTIONAL ACCESSORY

Connector IP67

0434-01-66- | **N** |

For cable Ø4,5-6,5mm, section <1,5mm²

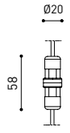

DARK M ASYMMETRIC

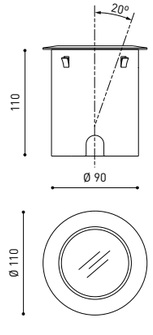

DARK M WALL WASHER

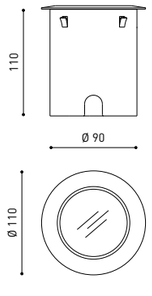

COLOUR | **NX** | **N** | **OX** | MATERIAL | **INOX AISI 304** | **AL** | **GL-TRANS** | RAL

» 392

» 370

Dark



		P	CCT	Flux	LOR
DARK **M1 48V**	**A522-01 - 10-** | **NX** | **N** | **OX** |	4,6W	2700K	640 lm	75%
	A522-01 - 11- | **NX** | **N** | **OX** |	4,6W	3000K	665 lm	75%
	A522-01 - 12- | **NX** | **N** | **OX** |	4,6W	4000K	675 lm	75%
DARK **M2 48V**	**A522-02 - 10-** | **NX** | **N** | **OX** |	6,7W	2700K	865 lm	75%
	A522-02 - 11- | **NX** | **N** | **OX** |	6,7W	3000K	900 lm	75%
	A522-02 - 12- | **NX** | **N** | **OX** |	6,7W	4000K	915 lm	75%
DARK **M3 48V**	**A522-03 - 10-** | **NX** | **N** | **OX** |	10,5W	2700K	1220 lm	75%
	A522-03 - 11- | **NX** | **N** | **OX** |	10,5W	3000K	1265 lm	75%
	A522-03 - 12- | **NX** | **N** | **OX** |	10,5W	4000K	1290 lm	75%

48 V | III **IP**67 | **IK**08 | CRI>90 | L90B10 > 55.000 h

OUTDOOR · MacAdam Step 2 · OPTIONS* · 7000 N · 80° C · Ø92 · 38°



		P	CCT	Flux	LOR
DARK **M1 48V** Honeycomb	**A523-01 - 10-** | **NX** | **N** | **OX** |	4,6W	2700K	640 lm	53%
	A523-01 - 11- | **NX** | **N** | **OX** |	4,6W	3000K	665 lm	53%
	A523-01 - 12- | **NX** | **N** | **OX** |	4,6W	4000K	675 lm	53%
DARK **M2 48V** Honeycomb	**A523-02 - 10-** | **NX** | **N** | **OX** |	6,7W	2700K	865 lm	53%
	A523-02 - 11- | **NX** | **N** | **OX** |	6,7W	3000K	900 lm	53%
	A523-02 - 12- | **NX** | **N** | **OX** |	6,7W	4000K	915 lm	53%
DARK **M3 48V** Honeycomb	**A523-03 - 10-** | **NX** | **N** | **OX** |	10,5W	2700K	1220 lm	53%
	A523-03 - 11- | **NX** | **N** | **OX** |	10,5W	3000K	1265 lm	53%
	A523-03 - 12- | **NX** | **N** | **OX** |	10,5W	4000K	1290 lm	53%

48 V | III **IP**67 | **IK**08 | CRI>90 | L90B10 > 55.000 h

OUTDOOR · MacAdam Step 2 · OPTIONS* · 7000 N · 68° C · Ø92 · 34°

OPTIONAL ACCESSORIES

		P	D (A x B x C)
48V Power Supply	**0434-01-62**	150W	350 x 30 x 18mm

220 240 V~ | **IP**20 | DRIVER MUST BE PLACED ON REMOTE

***Remote Constant Voltage Dimmer**	**0433-01-32**	DALI / Push	181 x 42 x 20mm
	0434-01-64	WIFI	105 x 44 x 23mm

48 V | **IP**20 | DIMMER MUST BE PLACED ON REMOTE

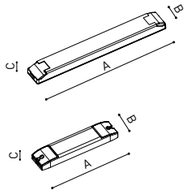

Connector IP67

0434-01-66- | **N** |

For cable Ø4,5-6,5mm, section ≤1,5mm²

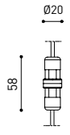

Connector IP67 T-Shape

0434-01-75- | **N** |

For cable Ø3,5-5,5mm, section ≤1,5mm²

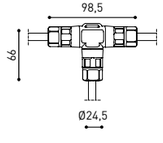

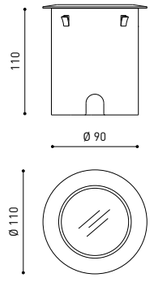

DROP VOLTAGE TABLE

POWER (W)	CABLE SECTION (mm²)	CABLE LENGTH (m) <25	<50	<75
150	0,75	√	X	X
	1,0	√	√	X
	1,5	√	√	√

DARK M & DARK M HONEYCOMB

COLOUR | NX | N | OX | MATERIAL | INOX AISI 304 | AL | GL-TRANS | RAL » 392

» 370



		P	CCT	Flux	LOR
DARK **M1 48V** Asymmetric	**A524-01 - 10-** | **NX** | **N** | **OX** |	4,6W	2700K	640 lm	75%
	A524-01 - 11- | **NX** | **N** | **OX** |	4,6W	3000K	665 lm	75%
	A524-01 - 12- | **NX** | **N** | **OX** |	4,6W	4000K	675 lm	75%
DARK **M2 48V** Asymmetric	**A524-02 - 10-** | **NX** | **N** | **OX** |	6,7W	2700K	865 lm	75%
	A524-02 - 11- | **NX** | **N** | **OX** |	6,7W	3000K	900 lm	75%
	A524-02 - 12- | **NX** | **N** | **OX** |	6,7W	4000K	915 lm	75%
DARK **M3 48V** Asymmetric	**A524-03 - 10-** | **NX** | **N** | **OX** |	10,5W	2700K	1220 lm	75%
	A524-03 - 11- | **NX** | **N** | **OX** |	10,5W	3000K	1265 lm	75%
	A524-03 - 12- | **NX** | **N** | **OX** |	10,5W	4000K	1290 lm	75%

48 V | III **IP**67 | **IK**08 | CRI>90 | L90B10 > 55.000 h

OUTDOOR · MacAdam Step 2 · OPTIONS* · 7000 N · 80° C · Ø92 · 38°



		P	CCT	Flux	LOR
DARK **M1 48V** Wall Washer	**A525-01 - 10-** | **NX** | **N** | **OX** |	4,6W	2700K	640 lm	37%
	A525-01 - 11- | **NX** | **N** | **OX** |	4,6W	3000K	665 lm	37%
	A525-01 - 12- | **NX** | **N** | **OX** |	4,6W	4000K	675 lm	37%
DARK **M2 48V** Wall Washer	**A525-02 - 10-** | **NX** | **N** | **OX** |	6,7W	2700K	865 lm	37%
	A525-02 - 11- | **NX** | **N** | **OX** |	6,7W	3000K	900 lm	37%
	A525-02 - 12- | **NX** | **N** | **OX** |	6,7W	4000K	915 lm	37%
DARK **M3 48V** Wall Washer	**A525-03 - 10-** | **NX** | **N** | **OX** |	10,5W	2700K	1220 lm	37%
	A525-03 - 11- | **NX** | **N** | **OX** |	10,5W	3000K	1265 lm	37%
	A525-03 - 12- | **NX** | **N** | **OX** |	10,5W	4000K	1290 lm	37%

48 V | III **IP**67 | **IK**08 | CRI>90 | L90B10 > 55.000 h

OUTDOOR · MacAdam Step 2 · OPTIONS* · 7000 N · 68° C · Ø92

OPTIONAL ACCESSORIES

		P	D (A x B x C)
48V Power Supply	**0434-01-62**	150W	350 x 30 x 18mm

220 240 V~ | **IP**20 | DRIVER MUST BE PLACED ON REMOTE

***Remote Constant Voltage Dimmer**	**0433-01-32**	DALI / Push	181 x 42 x 20mm
	0434-01-64	WIFI	105 x 44 x 23mm

48 V | **IP**20 | DIMMER MUST BE PLACED ON REMOTE

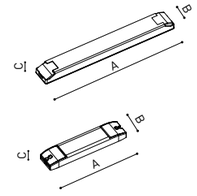

Connector IP67

0434-01-66- | **N** |

For cable Ø4,5-6,5mm, section ≤1,5mm²

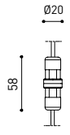

Connector IP67 T-Shape

0434-01-75- | **N** |

For cable Ø3,5-5,5mm, section ≤1,5mm²

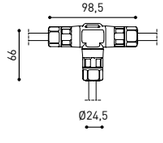

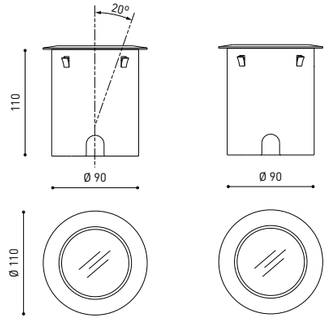

DROP VOLTAGE TABLE

POWER (W)	CABLE SECTION (mm²)	CABLE LENGTH (m) <25	<50	<75
150	0,75	√	X	X
	1,0	√	√	X
	1,5	√	√	√

DARK M ASYMMETRIC · DARK M WALL WASHER

COLOUR | NX | N | OX | MATERIAL | INOX AISI 304 | AL | GL-TRANS | RAL » 392

» 370



Casa Pujol, Tarragona (Spain) | Francesc Rifé Studio | Photo: Javier Marquez

ACCESSORIES

LED Strip 350 / Lark-111 354 / Lark 355 / Trimless Tool 356 / Holesaw Accessory 357 / Wire Trimless 358 / Drivers 362 / IP Accessories 368 / ARK Control 370 / LED Emergency Kits 374 / Technical Info 375



Nogal, Catarroja (Spain) | estudio Ana Martí | Photo: David Zarzoso

LED Strip

N



		P	CCT	Flux		D (L x W x H)
LED STRIP **IP20**	**A571-00-00**	5W/m	2700K	780 lm/m	5cm	5000 x 8 x 1,45 mm
	A571-00-01	5W/m	3000K	800 lm/m	5cm	5000 x 8 x 1,45 mm
	A571-00-02	5W/m	4000K	830 lm/m	5cm	5000 x 8 x 1,45 mm
	A571-01-00	7,5W/m	2700K	1270 lm/m	5cm	5000 x 8 x 1,45 mm
	A571-01-01	7,5W/m	3000K	1300 lm/m	5cm	5000 x 8 x 1,45 mm
	A571-01-02	7,5W/m	4000K	1350 lm/m	5cm	5000 x 8 x 1,45 mm
	A571-02-00	10,5W/m	2700K	1660 lm/m	5cm	5000 x 8 x 1,45 mm
	A571-02-01	10,5W/m	3000K	1700 lm/m	5cm	5000 x 8 x 1,45 mm
	A571-02-02	10,5W/m	4000K	1770 lm/m	5cm	5000 x 8 x 1,45 mm

24 V | **IP**20 | CRI>90 | L80B10 >54.000 h

MacAdam Step 3 | EXCL* | 116º



CONNECTOR IP20 **LED Strip - LED Strip** **A571-06-00**



CONNECTOR IP20 **LED Strip - Cable** **A571-06-01**

LED STRIP **IP67**	**A571-03-01**	5W/m	3000K	700 lm/m	5cm	5000 x 10,5 x 4,5 mm
	A571-04-01	7,5W/m	3000K	1180 lm/m	5cm	5000 x 10,5 x 4,5 mm
	A571-05-01	10,5W/m	3000K	1525 lm/m	5cm	5000 x 10,5 x 4,5 mm

24 V | **IP**67 | CRI>90 | L80B10 >54.000 h

MacAdam Step 3 | EXCL* | 110º



CONNECTOR IP67 **LED Strip - LED Strip** **A571-06-02**

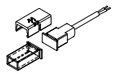

CONNECTOR IP67 **LED Strip - Cable** **A571-06-03**



LED STRIP **End Cap IP67** **A571-06-04**



LED STRIP **End Feed IP67** **A571-06-05**



LED STRIP **Mounting Clip IP67** **A571-06-06**

OTHER CCT OPTIONS PLEASE CONSULT

LED Strip

PROFILES

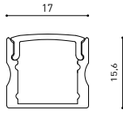

LED STRIP PROFILE SURFACE 2m — A571-10-00- | N | W |

INCL | DIFFUSER

End Cap Profile Surface	A571-10-01- | N | W |	
End Feed Profile Surface	A571-10-02- | N | W |	
Mounting Clip Profile Surface	A571-10-03	

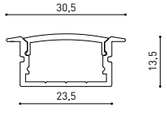

LED STRIP PROFILE RECESSED 2m — A571-12-00- | N | W |

INCL | DIFFUSER

End Cap Profile Recessed	A571-12-01- | N | W |	
End Feed Profile Recessed	A571-12-02- | N | W |	
Mounting Clip Profile Recessed	A571-12-03	
Mounting Clip Profile Recessed	A571-12-04	

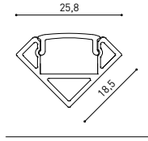

LED STRIP CORNER PROFILE 2m — A571-14-00- | Z |

INCL | DIFFUSER

End Cap Corner Profile	A571-14-01- | Z |	
End Feed Corner Profile	A571-14-02- | Z |	
Mounting Clip Corner Profile	A571-14-03	

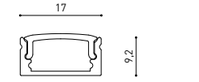

LED STRIP PROFILE SURFACE SHORT 2m — A571-11-00- | N | W |

INCL | DIFFUSER

End Cap Profile Surface Short	A571-11-01- | N | W |	
End Feed Profile Surface Short	A571-11-02- | N | W |	
Mounting Clip Profile Surface	A571-10-03	

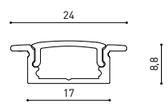

LED STRIP PROFILE RECESSED SHORT 2m — A571-13-00- | N | W |

INCL | DIFFUSER

End Cap Profile Recessed Short	A571-13-01- | N | W |	
End Feed Profile Recessed Short	A571-13-02- | N | W |	
Mounting Clip Profile Recessed Short	A571-13-03	

RECESS MEASUREMENTS

Mounting Clip Recessed Short



Mounting Clip Recessed Short



Mounting Clip Recessed Short

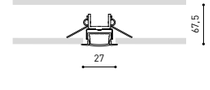

COLOUR | W □ | N ■ | Z ■ | MATERIAL | AL | RAL » 392

POWER SUPPLY

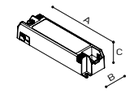

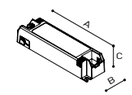

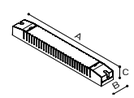

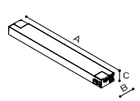

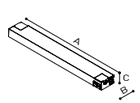

POWER SUPPLY OPTIONS		P	V	D (A x B x C)
NO DIM	**0434-02-19**	60W	24V	151,5 x 40,2 x 31mm
	0434-02-20	120W	24V	253,2 x 42,5 x 31mm
	0434-02-21	180W	24V	253,2 x 42,5 x 31mm
	0434-02-22	250W	24V	270 x 50 x 31mm
DALI	**0434-02-23**	60W	24V	151,5 x 40,2 x 31mm
	0434-02-24	120W	24V	253,2 x 42,5 x 31mm
	0434-02-25	180W	24V	253,2 x 42,5 x 31mm
	0434-02-26	250W	24V	270 x 50 x 31mm
PHASE CUT	**0434-02-27**	75W	24V	295 x 40 x 32mm
	0434-02-28	150W	24V	360 x 40 x 32mm
CASAMBI	**0434-02-29**	80W	24V	310,6 x 42,5 x 22,5mm
	0434-02-30	160W	24V	310,6 x 42,5 x 22,5mm
MATTER	**0434-02-31**	80W	24V	310,6 x 42,5 x 22,5mm
	0434-02-32	160W	24V	310,6 x 42,5 x 22,5mm

220 240 V~ | **IP**20 » 362

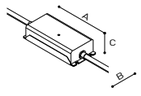

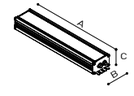

POWER SUPPLY OPTIONS		P	V	D (A x B x C)
NO DIM	**0434-02-33**	60W	24V	156 x 42 x 30mm
	0434-02-34	100W	24V	156 x 48 x 33mm
	0434-02-35	150W	24V	156 x 48 x 33mm
	0434-02-36	200W	24V	221 x 63 x 38mm
DALI	**0434-02-37**	80W	24V	207 x 50 x 30,5mm
	0434-02-38	150W	24V	262 x 50 x 30,5mm

220 240 V~ | **IP**67 » 362

Lark-111

		P	CCT	Beam	I	Flux	Flux Out	LOR
Lark-111	A25 -10-10- | W | N |	6,5W	2700K	19°	200mA	900 lm	828 lm	92%
	A25 -10-11- | W | N |	6,5W	3000K	19°	200mA	940 lm	865 lm	92%
	A25 -10-12- | W | N |	6,5W	4000K	19°	200mA	950 lm	874 lm	92%
	A25 -10-20- | W | N |	6,5W	2700K	40°	200mA	900 lm	774 lm	86%
	A25 -10-21- | W | N |	6,5W	3000K	40°	200mA	940 lm	808 lm	86%
PHASE CUT *	A25 -10-22- | W | N |	6,5W	4000K	40°	200mA	950 lm	817 lm	86%
	A25 -20-10- | W | N |	12W	2700K	19°	350mA	1440 lm	1325 lm	92%
	A25 -20-11- | W | N |	12W	3000K	19°	350mA	1500 lm	1380 lm	92%
	A25 -20-12- | W | N |	12W	4000K	19°	350mA	1520 lm	1398 lm	92%
	A25 -20-20- | W | N |	12W	2700K	40°	350mA	1440 lm	1238 lm	86%
	A25 -20-21- | W | N |	12W	3000K	40°	350mA	1500 lm	1290 lm	86%
PHASE CUT *	A25 -20-22- | W | N |	12W	4000K	40°	350mA	1520 lm	1307 lm	86%
	A25 -21-10- | W | N |	12W	2700K	19°	350mA	1440 lm	1325 lm	92%
	A25 -21-11- | W | N |	12W	3000K	19°	350mA	1500 lm	1380 lm	92%
	A25 -21-12- | W | N |	12W	4000K	19°	350mA	1520 lm	1398 lm	92%
	A25 -21-20- | W | N |	12W	2700K	40°	350mA	1440 lm	1238 lm	86%
	A25 -21-21- | W | N |	12W	3000K	40°	350mA	1500 lm	1290 lm	86%
DALI | PUSH *	A25 -21-22- | W | N |	12W	4000K	40°	350mA	1520 lm	1307 lm	86%

220 240 V~ | CRI>90 | L90B10 >55.000 h

MacAdam Step 2 · FAST | CONNEC · INCL · 19° / 40°

* OTHER DIM OPTIONS PLEASE CONSULT



Lark-111



Lark-111 · HONEYCOMB LOUVER



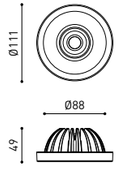

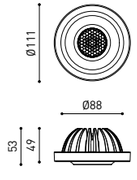

	OPTIONS
2	Lark-111
3	Lark-111 Honeycomb**

** HONEYCOMB AFFECTS LIGHTING PARAMETERS

COLOUR | W □ | N ■ | MATERIAL | AL | RAL » 392

» PLEASE CONSULT

Lark



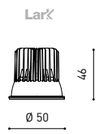

		P	CCT	I	Flux	Flux Out	LOR
Lark	0434-00-96	5W	2700K	140mA	700 lm	644 lm	92%
	0434-00-05	5W	3000K	140mA	730 lm	672 lm	92%
	0434-00-19	5W	4000K	140mA	750 lm	690 lm	92%
	0434-01-02	7,5W	2700K	200mA	950 lm	874 lm	92%
	0434-00-09	7,5W	3000K	200mA	1000 lm	920 lm	92%
	0434-00-17	7,5W	4000K	200mA	1030 lm	948 lm	92%
	0434-01-03	7,5W	2700K	200mA	950 lm	874 lm	92%
PHASE CUT *	0434-00-15	7,5W	3000K	200mA	1000 lm	920 lm	92%
	0434-00-18	7,5W	4000K	200mA	1030 lm	948 lm	92%
	0434-01-04	7,5W	2700K	200mA	950 lm	874 lm	92%
DALI | PUSH *	0434-01-05	7,5W	3000K	200mA	1000 lm	920 lm	92%
	0434-01-06	7,5W	4000K	200mA	1030 lm	948 lm	92%

220 240 V~ | CRI>80 | L90B10 >55.000 h

MacAdam Step 2 · INCL · FAST | CONNEC · 38°

* OTHER DIM OPTIONS PLEASE CONSULT

BASIC

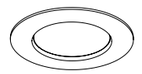



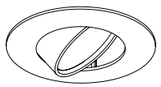

OPTIONAL ACCESSORIES

SAFETY SEPARATOR

0458-00-00

with connection box covered



HALOGEN LAMPHOLDER GZ10

0419-00-00 50W



P

BASIC Fix 12V MAX 50W

0037-01-01- | W | NS |

GX5.3 | 12V | III | IP20 | EXCL | Ø62

P

BASIC Fix 230V MAX 50W

0337-01-01- | W | NS |

GZ10 | 220 240 V~ | IP20 | Ø62

P

BASIC Tilt 12V MAX 50W

0038-01-01- | W | NS |

GX5.3 | 12V | III | IP20 | EXCL | 35° | Ø75

P

BASIC Tilt 230V MAX 50W

0338-01-01- | W | NS |

GZ10 | 220 240 V~ | IP20 | 35° | Ø75

P

BASIC Tilt Extra 12V MAX 50W

0321-01-01- | W | NS |

GX5.3 | 12V | III | IP20 | EXCL | 35° | Ø75

P

BASIC Tilt Extra 230V MAX 50W

0325-01-01- | W | NS |

GZ10 | 220 240 V~ | IP20 | 35° | Ø75

BASIC FIX

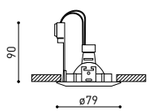

BASIC TILT

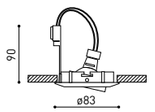

BASIC TILT EXTRA

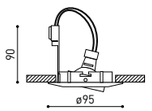

COLOUR | W □ | NS ■ | MATERIAL | AL | RAL » 392

» PLEASE CONSULT

Trimless Tool

installation guide



TRIMLESS TOOL D16 X D34mm A478-00-00

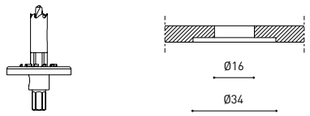

Suitable for:
Magnetic Connector | A435-01-00
· Coco | A499-00-XX
· Fit 20 | A431-01-XX
· Fit 27 | A432-01-XX
· Flip | A492-00-XX
· iO Micro | A434-01-XX
· Plus Micro | A433-01-XX
· Six XS | A429-01-XX
· Top Micro | A430-01-XX
· Micro Shaper | A545-00-XX



TRIMLESS TOOL D20 X D52mm A478-00-01

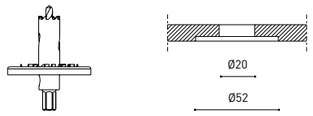

Suitable for:
Alaska Big | A455-X1-XX
Dune | A48X-XX-XX
Wire Trimless Accessory | A023-XX-XX



TRIMLESS TOOL D43 X D70mm A478-00-02

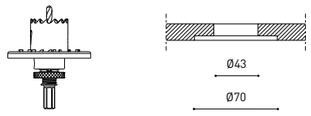

Suitable for:
Alaska Trimless Accessory | A401-10-XX
Lens Light Trimless Accessory | A470-00-00
Shot Light Trimless Accessory | A269-00-0X

TRIMLESS TOOL D59 X D100mm A478-00-03

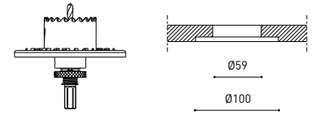

Suitable for:
Alaska Big Trimless Accessory | A426-10-00
Shot Light S Trimless Accessory | A463-00-00



TRIMLESS TOOL D79 X D86mm A478-00-04

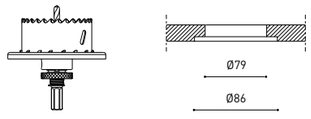

Suitable for:
Shot Light S Flex | A477-00-00

TRIMLESS TOOL D79 X D120mm A478-00-05

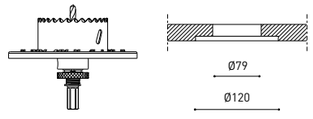

Suitable for:
Shot Light M Trimless Accesory | A298-X0-00
Buddy Trimless Accesory | A50X-10-90



TRIMLESS TOOL D105 X D145mm A478-00-06

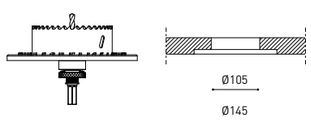

Suitable for:
Buddy L Trimless Accesory | A56X-10-90

Holesaw Accessory



HOLESAW ADAPTER 32-230mm A570-10-00





HOLESAW D38mm A570-00-00



HOLESAW D55mm A570-00-01

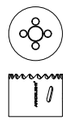



HOLESAW D62mm A570-00-02

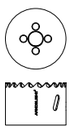

HOLESAW D75mm A570-00-03

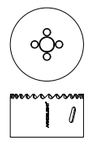

HOLESAW D85mm A570-00-04



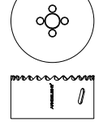

HOLESAW D101mm A570-00-05

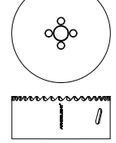

TRIMLESS TOOL INSTALLATION

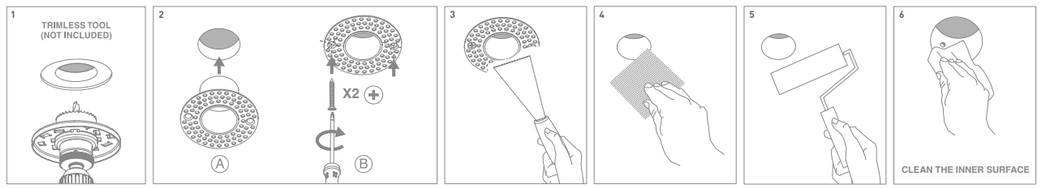

HOLESAW ACCESSORY INSTALLATION

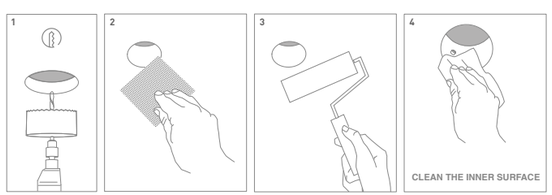





A Mains Trimless

B Mains Thick Trimless

C Coaxial Trimless

D Unipolar Trimless

E Steel Cable Trimless

F Steel Cable 1,0mm Regulator Trimless

G Steel Cable 0,6mm Regulator Trimless

Wire Trimless

Mains Trimless A023-00-01- | W | N |

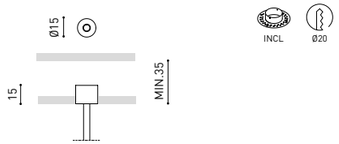

Suitable for:
Black Foster Custom System (no dim) | A452-0X-00
Black Foster Micro Custom (no dim) | A450-0X-00
Black Foster Suspension (no dim) | A321-X1-XX
Fifty+ Suspension (no dim) | A44X-XX-1X
Hey Joe | A535-XX-XX
Salt (no dim) | A220-0X-1X
Salt mini | A280-00-1X
Scope | A261-XX-XX
Track 48V Suspension (no dim) | A338-XX-00
Vola Suspension | A442-00-XX

Mains Thick Trimless A023-00-02- | W | N |



Suitable for:
Black Foster Custom System (dim) | A452-0X-00
Black Foster Micro Custom (dim) | A450-0X-00
Black Foster Suspension (dim) | A321-XX-XX
Fifty+ Suspension (dim) | A44X-XX-XX
Salt (dim) | A220-0X-XX
Track 48V Suspension (dim) | A338-XX-00
Vola Suspension | A442-00-XX
Warp | A534-XX-XX

Coaxial Trimless A023-00-03- | W | N |



Suitable for:
Alaska | A425-XX-XX
Art Chandelier | A518-XX-XX
Holly | A281-XX-XX
Line Suspension | A43X-XX-XX
Minimal Track
Pipe | A48X-XX-XX
Slimgot | A203-XX-XX
Spin | A222-XX-XX
Stick | A40X-XX-XX

Unipolar Trimless A023-00-04- | W | N |



Suitable for:
Art | A34X-XX-XX
Art Modular | A394-XX-XX

Steel Cable Trimless A023-00-05- | W | N |



Suitable for:
Line Suspension | A43X-XX-XX
Black Foster Custom System | A452-0X-00
Black Foster Micro Custom | A450-0X-00
Black Foster Suspension | A321-XX-XX
Fifty+ Suspension | A44X-XX-XX
Salt | A220-0X-XX
Salt Mini | A280-00-1X
Track 48V Suspension | A338-XX-00
Vola Suspension | A442-00-XX

Steel Cable 1,0mm Regulator Trim. A023-00-06- | W | N |



Suitable for:
Scope | A261-XX-XX

Steel Cable 0,6mm Regulator Trim. A023-00-07- | W | N |



Suitable for:
Line Micro Suspension | A438-XX-XX

Light Distribution

ACCESSORIES



ELLIPTICAL REFRACTOR

Lente que reformula el haz de luz para conseguir una forma elíptica a través de la refracción de la luz en su disco de plástico (PMMA) + Film de PET.

—

Lens that modifies the light beam to achieve an elliptical shape through the refraction of light in its plastic disc (PMMA) + PET film.

—

Lentille qui reformule le faisceau lumineux pour obtenir une forme elliptique par le biais de la réfraction de la lumière dans son disque en plastique (PMMA) + Film de PET.

—

Lente che riformula il fascio di luce per ottenere una forma ellittica a causa della rifrazione della luce sul suo vetro ottico (PMMA) + Film in PET.

—

Linse, die den Lichtstrahl umformt, um durch die Lichtbrechung in ihrer Kunststoffscheibe (PMMA) + PET-Folie eine elliptische Form zu erreichen.



BEAM MIXER DIFFUSER

El difusor homogeneizador del haz de luz suaviza las distorsiones en la emisión de la luz provocadas por las lentes parabólicas, Fresnel o colimadores TIR, sin generar un alargamiento significativo del haz. Su diseño exclusivo consigue una homogeneización de la luz excelente en planos lejanos y una mezcla cromática con una extraordinaria luminosidad axial. Comparado con los difusores tradicionales, mantiene una mayor intensidad de candelas en el centro del haz (CBPC) y disminuye el antiestético efecto de “campos de luz” en ángulos amplios.

—

The Beam Mixer Diffuser is used to smooth beam artifacts caused by parabolic, Fresnel, or TIR lens collimators without significant broadening. The unique mixing design provides superior far-field smoothing and color mixing with high on-axis brightness. Compared with traditional diffusers, it maintains higher central beam candlepower (CBCP), and produce less undesirable “field light” at higher angles.

—

Le Diffuseur homogénéisateur de faisceau lumineux s'utilise pour atténuer les distorsions de l'émission de lumières provoquées par les lentilles paraboliques, Fresnel ou collimateurs TIR, sans allonger de manière significative le faisceau. Son design exclusif permet une excellente homogénéisation en champs lointains et un mélange chromatique d'une luminosité axiale remarquable. Comparé avec un diffuseur traditionnel, ce diffuseur maintient une plus haute intensité lumineuse au centre du faisceau (CBPC) et diminue l'indésirable effet “champs de lumière” dans les angles plus amples.

—

Il Diffusore di fascio luminoso misto serve ad uniformare gli effetti distorsivi del fascio luminoso dovuti ai collimatori con lente parabolica, di Fresnel o TIR senza un allargamento significativo. L'eccezionale design “misto” assicura una migliore uniformità del campo lontano e una miscelazione cromatica con una straordinaria luminosità assiale. Rispetto ai diffusori tradizionali, mantiene una maggiore intensità luminosa in candele al centro del fascio (CBCP) e diminuisce la sgradevole “luce a lunga gittata” negli angoli più ampi.

—

Der Strahlenmischdiffusor wird verwendet, um durch parabolische, Fresnel- oder TIR-Linsen-Kollimatoren verursachte Strahlenartefakte ohne wesentliche Ausdehnung zu glätten. Das einzigartige Mischungskonzeption sorgt für hochwertige Fernfeldglättung und Farbmischung bei hoher on-axis-Helligkeit. Im Vergleich zu herkömmlichen Diffusoren bewahrt er eine höhere Lichtstärkenspitze (CBCP) und ruft bei größeren Winkeln weniger unerwünschte "Lichtfelder" hervor.



ANTI-GLARE HONEYCOMB LOUVER

Accesorio formado por una parrilla en forma de panel de abeja para reducir el deslumbramiento y la incidencia directa de los rayos en la visión.

—

Accessory made up of louver in the shape of a honeycomb panel to reduce glare and the effects of direct rays on vision.

—

Accessoire composé d'une grille en nid d'abeille pour réduire l'éblouissement et l'incidence directe des rayons dans la vision.

—

Accessorio formato da una griglia a forma di pannello d'ape per ridurre l'abbagliamento e l'incidenza diretta dei raggi durante la visione.

—

Zubehör in Form eines Wabengitters, um die Blendung und den direkten Einfall der Strahlen in die Augen zu reduzieren.



LINEAR FILTER

Transforma el haz de luz circular en una forma lineal. Este filtro es ideal para aplicaciones donde se necesita una distribución precisa y lineal de la luz, para focalizar sobre superficies concretas o evitar el efecto de “manchas de luz” en espacios amplios.

—

Transforms the circular light beam into a linear form. This filter is ideal for applications where a precise and linear distribution of light is needed, either for focusing on specific surfaces or to avoid the “light pooling” effect in large spaces.

—

Transforme le faisceau lumineux circulaire en une forme linéaire. Ce filtre est idéal pour les applications où une distribution précise et linéaire de la lumière est nécessaire, que ce soit pour se concentrer sur des surfaces spécifiques ou pour éviter l'effet de “taches lumineuses” dans de grands espaces.

—

Trasforma il fascio di luce circolare in una forma lineare. Questo filtro è ideale per applicazioni in cui è necessaria una distribuzione precisa e lineare della luce, sia per mettere a fuoco superfici specifiche che per evitare le proiezioni di luce puntuale nello spazio.

—

Verwandelt den kreisförmigen Lichtstrahl in eine lineare Form. Dieser Filter ist ideal für Anwendungen, bei denen eine präzise und lineare Lichtverteilung erforderlich ist, entweder um sich auf bestimmte Oberflächen zu konzentrieren oder um den Effekt von “Lichtflecken” in großen Räumen zu vermeiden.



ANTI-GLARE SCREEN &
ANTI-GLARE ASYMMETRICAL SCREEN

Pantalla accesoria diseñada para reducir el deslumbramiento y la incidencia directa de los rayos en la visión. Además, en el caso de la pantalla asimétrica, se consigue una distribución lumínica de incidencia lateral (adecuada para aplicaciones de bañador de pared, entre otras).

—

Accessory screen designed to reduce glare and direct ray incidence in vision. Additionally, in the case of the asymmetric screen, it achieves a lateral light distribution (suitable for wall washer applications, among others).

—

Écran accessoire conçu pour réduire l'éblouissement et l'incidence directe des rayons dans la vision. De plus, dans le cas de l'écran asymétrique, il permet d'obtenir une distribution lumineuse latérale (appropriée pour les applications de lèche-murs, entre autres).

—

Schermo accessorio progettato per ridurre l'abbagliamento e l'incidenza diretta dei raggi nella visione. Inoltre, nel caso dello schermo asimmetrico, si ottiene una distribuzione luminosa laterale (adatta per applicazioni di wall washer, tra le altre).

—

Zusatzbildschirm, der entwickelt wurde, um Blendung und direkten Lichteinfall in die Sicht zu reduzieren. Darüber hinaus ermöglicht er im Fall des asymmetrischen Bildschirms eine seitliche Lichtverteilung (zum Beispiel für Wandbestrahlung).

Special LED

FOR COMMERCIAL PRODUCT SHOWCASING

VIVID MODEL Colour Temperature	**2700K**	**3000K**	**3500K**	**4000K**	**Light Pink**
Reading			●	●	
Fruits & Vegetables		●	●		
Bakery	●				
Retail		●	●		
Cosmetics			●	●	
Meat					●
Fish				●	
Seafood				●	●

AVAILABLE FOR | ALASKA · BUDDY · BUDDY L · DARK M · DUNE · DUOMO · FIT 65 & 80 · HIDDEN · HUBBLE · iO · LEX · LEX MINI · PLUS · PLUS MINI 1L & 3L · PUCK RECESSED S & L · SHOT LIGHT M & BIG · SIX XS, M & L · THOR · TOP · TOP MINI · TWIST · WELLIT · WIZ · ZEN TUBE

Arkoslight ofrece en algunos de sus productos la posibilidad de dotarlos de un LED especial para iluminación orientada a la promoción visual de bienes y productos con finalidad comercial. Se trata de un LED de alta cromaticidad que persigue destacar los tonos que favorecen la percepción psicológica positiva del objeto iluminado.
Esta fuente de luz LED especial ofrece una paleta de colores más atractiva e intensa, por encima de lo que lo hace un LED convencional. Esto se consigue gracias a la configuración del LED bajo un “parámetro especial de saturación” que consigue que los colores y la textura de los objetos se muestren más atractivos dentro del espectro de luz visible. Para ello se selecciona, en cada caso, el COB pertinente, con su recubrimiento específico de fósforo.

—

For some of its products, Arkoslight offers the possibility to provide them with a special LED, designed to create an illumination focused on visually promoting goods or products for commercial purposes. It is a high chromaticity LED, capable of identifying the colour shades that produce a positive psychological perception of the illuminated object.
This special LED lighting source offers a much more attractive and intense colour range than a conventional LED, besides being much wider. Technically, this is possible thanks to a special LED setting that includes a « special saturation parameter » , capable of highlighting the objects colours and materials in such a way that they seem more attractive within the visible light spectrum. To achieve this performance, in each case, the appropriate COB and specific phosphor coating are carefully selected.

—

Arkoslight vous offre sur certains de ses produits la possibilité de les équiper d'une LED spéciale, qui a été conçu pour une illumination orientée à la promotion visuelle de biens ou produits à des fins commerciales.
Il s'agit d'une LED de haute chromaticité permettant de mettre en évidence les tons qui favorisent une perception psychologique positive de l'objet illuminé.

Cette source de lumière LED spéciale vous offre une palette de couleurs plus attractive et intense, et plus vaste que celle d'une LED conventionnelle. Ceci est possible grâce à la configuration du LED qui inclue un “paramètre spécial de saturation “, lequel réussit à ce que les couleurs et la texture des objets apparaissent de manière plus attractive dans le spectre de lumière visible. Pour ce faire, le COB correspondant est sélectionné en fonction de chaque cas, et il en est de même pour son revêtement spécifique en phosphore.

—

Arkoslight offre su alcuni dei suoi prodotti la possibilità di dotarli di un LED speciale per illuminazione orientata alla promozione visiva di beni e prodotti a scopo commerciale.
Si tratta di un LED ad alta cromaticità che mette in rilievo le tonalità che favoriscono la percezione psicologica positiva dell'oggetto illuminato.
Questa sorgente di luce LED speciale offre una gamma di colori più attraenti e intensi, superiore a quella che può offrire un LED convenzionale. Ciò si ottiene grazie alla configurazione del LED secondo un “parametro speciale di saturazione” che fa in modo che i colori e la texture degli oggetti appaiano più attraenti all'interno dello spettro di luce visibile. A tale scopo si seleziona, in ciascun caso, l'apposito COB e il suo fosforo di rivestimento specifico.

—

Einige der Produkte von Arkoslight können mit einer Spezial-LED für die visuelle Bewerbung von Waren und Produkten zur Verkaufsförderung ausgerüstet werden.
Dabei handelt es sich um eine hochchromatische LED, um Farbtöne hervorzuheben, die die positive psychologische Wahrnehmung des beleuchteten Objekts begünstigen.
Diese spezielle LED-Lichtquelle bietet eine ansprechendere und intensivere Farbpalette als eine herkömmliche LED. Dies wird durch die Konfiguration der LED nach einem "speziellen Sättigungsparameter" erreicht, der Farben und Textur der Objekte innerhalb des sichtbaren Spektralbereichs attraktiver erscheinen lässt. Dafür wird die jeweils zweckdienliche COB und spezifische Phosphorbeschichtung gewählt.

CONSTANT CURRENT LED DRIVER

ON-OFF			P (MAX)	I	D	TYPOLOGY
		**0486-04-35**	3,5W	350mA	65 x 29 x 18mm	**G**
		**0486-08-35**	8W	350mA	59 x 41,6 x 22mm	**A**
		0434-01-30	9W	250mA		**A**
		**0486-12-70**	12W	700mA	115 x 34 x 19mm	**B**
		**0434-00-36**	5,8W	140mA	115 x 34 x 19mm	**A**
		0434-00-37	8,3W	200mA		**A**
		0434-00-38	12,4W	300mA		**A**
		**0434-01-85**	5,5W	125mA	146,5 x 43,5 x 22mm	**A**
		0434-01-86	8,5W	200mA		**A**
		0433-01-37	11W	250mA		**A**
		0433-00-21	15W	350mA		**A**
		0434-01-87	22W	500mA		**A**
		0433-01-38	28W	650mA		**B**
		**0434-00-39**	15W	350mA	129 x 42 x 30mm	**A**
		0434-01-53	18W	400mA		**A**
		0434-00-42	22W	500mA		**A**
		0434-00-40	31W	700mA		**B**
		0434-00-41	42W	1050mA		**C**
		**0434-01-41**	25W	350mA	124 x 79 x 22mm	**A**
		0434-01-42	35W	500mA		**A**
		0434-01-43	50W	700mA		**B**
		0434-01-44	50W	1050mA		**C**

DIM						
	PHASE CUT	**0434-01-92**	8W	200mA	95 x 50 x 22mm	**G**
		0433-01-39	14W	350mA		**G**
	PHASE CUT	**0434-01-95**	9W	350mA	85 x 40,4 x 22mm	**G**
	DALI | PUSH	**0434-01-89**	10W	200mA	166 x 30 x 22mm	**G**
		0434-01-29	10W	250mA		**G**
		0434-01-94	10W	350mA		**G**
		0434-01-88	10W	500mA		**G**
	DALI | PUSH	**0433-01-07**	11W	300mA	119 x 53 x 31mm	**G**
		0433-01-40	18W	350mA		**G**
		0433-01-41	18W	650mA		**G**
	1-10V | Push	**0434-00-78**	18,9W	350mA	103 x 67 x 21mm	**D**
		0434-00-43	27W	500mA		**D**
		0434-00-45	37,8W	700mA		**E**
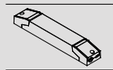	DALI DT8	**0433-01-42**	16W	350mA	163 x 30 x 21mm	**G**
		0434-01-90	18W	400mA		**G**
		0434-01-96	23W	500mA		**G**
	DALI	**0434-00-79**	18,9W	350mA	103 x 67 x 21mm	**D**
		0434-01-54	21,6W	400mA		**D**
		0434-00-44	27W	500mA		**D**
		0434-00-46	37,8W	700mA		**E**
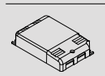	DALI / PUSH / 1-10V	**0434-01-23**	25W	350mA	124 x 79 x 22mm	**D**
		0434-01-24	35W	500mA		**D**
		0434-01-25	50W	700mA		**E**
		0434-01-26	60W	1050mA		**F**
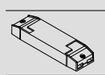	CASAMBI	**0434-01-91**	10W	200mA	150 x 42,5 x 22mm	**G**
		0433-01-43	18W	350mA		**G**
		0434-01-98	18W	650mA		**G**
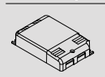	CASAMBI	**0434-01-45**	25W	350mA	124 x 79 x 22mm	**D**
		0434-01-46	35W	500mA		**D**
		0434-01-47	50W	700mA		**E**
		0434-01-48	60W	1050mA		**F**

CONSTANT VOLTAGE LED DRIVER

ON-OFF			P (MAX)	V	D
		**0434-01-37**	60W	24V	180 x 52 x 30mm
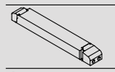		**0433-10-22**	100W	24V	295 x 43 x 30mm
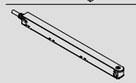		**0434-01-61- | W | N |**	100W	48V	298 x 16 x 19mm
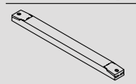		**0434-01-62**	150W	48V	350 x 30 x 18mm
		0434-01-80	250W	48V	400 x 40 x 22mm

DIM					
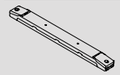	DALI | PUSH	**0433-10-23**	80W	24V	346 x 32 x 22mm
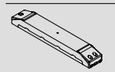	DALI | PUSH	**0433-10-24**	160W	24V	300 x 50 x 35mm
	DALI | PUSH	**0434-02-16**	100W	48V	225 x 43 x 30mm

MULTIFUNCTION EQUIPMENTS

ON-OFF			P / I	P / I or V	D
		**0434-01-18**	25W / 350mA 35W / 500mA 50W / 700mA	50W / 900mA 50W / 1050mA 50W / 48V	124 x 79 x 22mm

DIM					
	DALI / PUSH / 1-10V	**0434-01-99**	16,2W / 300mA 18,9W / 350mA 21,6W / 400mA 24,2W / 450mA 27W / 500mA 29,7W / 550mA 32,4W / 600mA 35,1W / 650mA 37,8W / 700mA	38W / 750mA 38W / 800mA 38W / 850mA 38W / 900mA 38W / 950mA 38W / 1A 38W / 1,05A 12W / 12V 25W / 24V	103 x 67 x 21mm
	DALI / PUSH / 1-10V	**0433-00-23**	25W / 350mA 35W / 500mA 50W / 700mA	60W / 900mA 60W / 1050mA	124 x 79 x 22mm
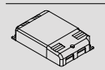	CASAMBI	**0434-01-08**	25W / 350mA 35W / 500mA 50W / 700mA	60W / 900mA 60W / 1050mA	124 x 79 x 22mm

DIM 48V					
	DALI	**0434-01-93**	8W / 200mA 12W / 300mA 14W / 350mA 20W / 500mA	24W / 600mA 28W / 700mA 32W / 800mA 36W / 900mA	97,5 x 17,6 x 11,8mm

Driver Options

FOR PRODUCTS WITH DRIVER EXCLUDED
220-240 VAC INPUT

			LUMINAIRES							
DIM	DRIVER	I	ALASKA TRIMLESS	BLACK FOSTER MICRO SURFACE 5	BLACK FOSTER MICRO SURFACE 2X2	BLACK FOSTER SURFACE REMOTE 3	BLACK FOSTER SURFACE REMOTE 5	BUDDY SUPER SPOT	BUDDY L SUPER SPOT	DARK M
ON/OFF	D1	140mA								1
	D2	200mA								1
	D3	300mA								1
	D4	350mA								
	D5	500mA	1...4	1...2	1...3					
	D6	700mA				1...4	1...2			
	D7	1050mA								
	D8	700mA				1...6	1...3			
	D9	350mA								
	D10	350mA								
	D11	250mA								
	D12	500mA						1...3		
	D13	650mA							1...2	
PUSH	D14	200mA								1
	D15	250mA								
	D16	500mA						1		
	D17	300mA								1
	D18	650mA							1	
	D19	350mA								
	D20	500mA	1...4	1...3	1...3			1...3		
	D21	700mA				1...4	1...2			
	D25	350mA								
	D26	500mA	1...6		1...5			1...5		
	D27	700mA				1...6	1...3			
	D28	1050mA								
DALI	D14	200mA								1
	D15	250mA								
	D16	500mA								
	D17	300mA								1
	D18	650mA							1	
	D22	350mA								
	D23	500mA	1...4	1...3	1...3			1...3		
	D24	700mA				1...4	1...2			
	D25	350mA								
	D26	500mA	1...6		1...5			1...5		
	D27	700mA				1...6	1...3			
	D28	1050mA								
CASAMBI	D29	350mA								
	D30	500mA	1...6	1...3	1...5			1...5		
	D31	700mA				1...6	1...3			
	D32	1050mA								
	D33	200mA								1
	D34	650mA							1	

PLEASE CHECK RECESSED DIMENSIONS

Driver Options

FOR PRODUCTS WITH DRIVER EXCLUDED
220-240 VAC INPUT

			LUMINAIRES							
DIM	DRIVER	I	DARK — RHINO	FLASH	FLIP SURFACE	REC MICRO	SHOT LIGHT S SURFACE	STEP — STEP S — STEP XS	TOP MINI	WALLY
ON/OFF	D1	140mA								
	D2	200mA								
	D3	300mA								
	D4	350mA	1...12				1...3	1...12		1..4
	D5	500mA			1...3		1...3		1...4	
	D6	700mA	1...12	1...4		1...2	1...3		1...4	
	D7	1050mA	1...11	1...4						
	D8	700mA	1...20			1...3				
	D9	350mA	1...3					1...3		1
	D10	350mA	1...7					1...7		
	D11	250mA								1...3
	D12	500mA								
	D13	650mA								
PUSH	D14	200mA								
	D15	250mA								1...3
	D16	500mA								
	D17	300mA								
	D18	650mA								
	D19	350mA	1...14					1...14		1...4
	D20	500mA			1...3				1...4	
	D21	700mA	1...13						1...4	
	D25	350mA	1...20					1...20		1...6
	D26	500mA			1...5				1...6	
	D27	700mA	1...20			1...3	1...5		1...6	
	D28	1050mA	1...16	1...6						
DALI	D14	200mA								
	D15	250mA								1...3
	D16	500mA								
	D17	300mA								
	D18	650mA								
	D22	350mA	1...14					1...14		1...4
	D23	500mA			1...3				1...4	
	D24	700mA	1...13			1...2	1...3		1...4	
	D25	350mA	1...20					1...20		1...6
	D26	500mA			1...5				1...6	
	D27	700mA	1...20			1...3	1...5		1...6	
	D28	1050mA	1...16	1...6						
CASAMBI	D29	350mA	1...20					1...20		1...6
	D30	500mA			1...5				1...6	
	D31	700mA	1...20			1...3	1...5		1...6	
	D32	1050mA	1...16	1...6						
	D33	200mA								
	D34	650mA								

PLEASE CHECK RECESSED DIMENSIONS

Driver Options

CONSTANT CURRENT LED DRIVERS

DRIVER	TYPOLOGY	DIM	REFERENCE	DESCRIPTION	I
D1	A	ON/OFF	04340036	DRIVER MP15 CONFIG.140mA	140mA
D2	A		04340037	DRIVER MP15 CONFIG.200mA	200mA
D3	A		04340038	DRIVER MP15 CONFIG.300mA	300mA
D4	A		04340039	DRIVER PROFESSIONALE CONFIG.350mA	350mA
D5	A		04340042	DRIVER PROFESSIONALE CONFIG.500mA	500mA
D6	B		04340040	DRIVER PROFESSIONALE CONFIG.700mA	700mA
D7	C		04340041	DRIVER PROFESSIONALE CONFIG.1050mA	1050mA
D8	B		04340143	DRIVER MP50 K3 CONFIG.700mA	700mA
D9	G		04860435	DRIVER LED 4W 350mA	350mA
D10	A		04860835	DRIVER LED 8W BULL 350mA	350mA
D11	A		04340130	DRIVER LED 9W BULL 250mA	250mA
D12	A		04340187	DRIVER PRO FLAT CONFIG 500mA	500mA
D13	B		04330138	DRIVER PRO FLAT CONFIG 650mA	650mA
D14	G	DALI + PUSH	04340189	DRIVER OTI DALI 10 PROGRAMADO 200mA	200mA
D15	G		04340129	DRIVER OTI DALI 10 PROGRAMADO 250mA	250mA
D16	G		04340188	DRIVER OTI DALI 10 PROGRAMADO 500mA	500mA
D17	G		04330107	DRIVER OTI DALI 15 PROGRAMADO 300mA	300mA
D18	G		04330141	DRIVER OTI DALI 15 PROGRAMADO 650mA	650mA
D19	D	PUSH + 1-10V	04340078	DRIVER JOLLY DIM 1/10V / PUSH CONFIG.350mA	350mA
D20	D		04340043	DRIVER JOLLY DIM 1/10V / PUSH CONFIG.500mA	500mA
D21	E		04340045	DRIVER JOLLY DIM 1/10V / PUSH CONFIG.700mA	700mA
D22	D	DALI	04340079	DRIVER JOLLY DIM DALI CONFIG 350mA	350mA
D23	D		04340044	DRIVER JOLLY DIM DALI CONFIG 500mA	500mA
D24	E		04340046	DRIVER JOLLY DIM DALI CONFIG 700mA	700mA
D25	D	DALI + PUSH + 1-10V	04340123	DRIVER MAXI JOLLY CONFIG 350mA	350mA
D26	D		04340124	DRIVER MAXI JOLLY CONFIG 500mA	500mA
D27	E		04340125	DRIVER MAXI JOLLY CONFIG 700mA	700mA
D28	F		04340126	DRIVER MAXI JOLLY CONFIG 1050mA	1050mA
D29	D	CASAMBI	04340145	DRIVER CASAMBI READY CONFIG.350mA	350mA
D30	D		04340146	DRIVER CASAMBI READY CONFIG.500mA	500mA
D31	E		04340147	DRIVER CASAMBI READY CONFIG.700mA	700mA
D32	F		04340148	DRIVER CASAMBI READY CONFIG.1050mA	1050mA
D33	G		04340191	DRIVER OT WI 15 CASAMBI PROGRAMADO 200mA	200mA
D34	G		04340198	DRIVER OT WI 15 CASAMBI PROGRAMADO 650mA	650mA

DRIVER MAXIMUM DISTANCE RANGE

DRIVER TYPOLOGY	A				B				C			
WIRE CROSS - SECTION	0,5mm²	1mm²	1,5mm²	2,5mm²	0,5mm²	1mm²	1,5mm²	2,5mm²	0,5mm²	1mm²	1,5mm²	2,5mm²
DISTANCE TO LED	20m	50m	50m	50m	10m	20m	20m	50m		10m	20m	30m

D				E				F				G			
0,5mm²	1mm²	1,5mm²	2,5mm²	0,5mm²	1mm²	1,5mm²	2,5mm²	0,5mm²	1mm²	1,5mm²	2,5mm²	0,5mm²	1mm²	1,5mm²	2,5mm²
15m	15m	15m	15m	10m	15m	15m	15m		10m	10m	15m	2m	2m	2m	2m

CHECK THE ACCORDANCE OF THE FINAL APPLICATION WITH THE REFERENCE NORMS.

Installation Schemes

PUSH: OPTION 1



1-10V

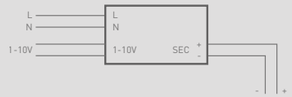

PHASE CUT



PUSH: OPTION 2



DALI

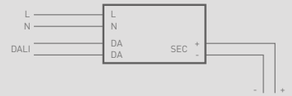

Connection Tips

SEVERAL FIXTURES CONNECTION TO A SINGLE CONSTANT CURRENT DRIVER

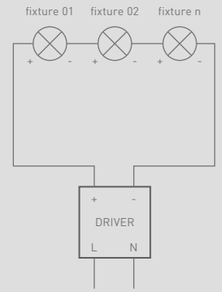

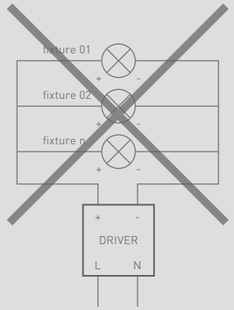

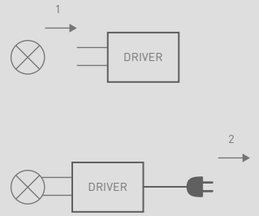

Magnetic 24V

DROP VOLTAGE TABLE

POWER (W)	CABLE SECTION (mm²)	CABLE LENGTH* (m)	CABLE LENGTH** (m)
60	0,75	10	30
	1,5	20	30
100	0,75	5	20
	1,5	10	30

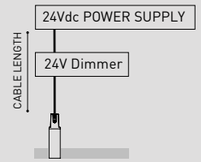

*FOR MAGNETIC 24V COCO | ** FOR MAGNETIC 24V FLIP, FIT 20 & 27, iO MICRO, PLUS MICRO, TOP MICRO, SIX XS, MICRO SHAPER

IP

ACCESSORIES & INSTALLATION

		D (A x B x C)
IP ACCESSORIES **Junction Box IP68**	**0434-02-05**	134 x 84 x 35mm

2 x cable Ø3-11mm & 2 x cable Ø9-11mm, section <1.5mm², 4 pole.

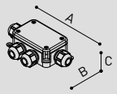

		D (A x B)
IP ACCESSORIES **IP68 Connector**	**0434-02-06**	84 x Ø26mm

For cable Ø3-11mm, section <1.5mm², 3 pole.



		D (A x B x C)
IP ACCESSORIES **Driver Box IP67**	**0434-02-07**	250 x 140 x 73mm

2 x cable Ø7-12mm & 2 x cable Ø4-8mm, section <1.5mm². Check compatible drivers.

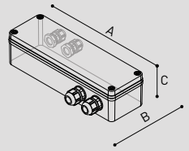

		P	V	D (A x B x C)
IP ACCESSORIES **48V Power Supply IP67**	**0434-02-12**	150W	48V	219 x 63 x 35,5mm

220 240 V~ | **IP**67 | ON/OFF | Check the drop voltage table of each luminaire.

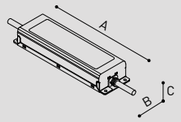

		P	V	D (A x B x C)
IP ACCESSORIES **24V Power Supply IP67**	**0434-02-14**	60W	24V	141 x 49 x 32mm
	0434-02-13	100W	24V	140 x 63 x 32mm

220 240 V~ | **IP**67 | ON/OFF | Check the drop voltage table of each luminaire.

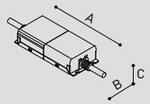

		P	V	D (A x B x C)
IP ACCESSORIES **Driver IP67**	**0434-02-08**	8W	200mA	120 x 38 x 24,5mm
	0434-02-09	12W	300mA	
	0434-02-10	14W	350mA	
	0434-02-11	19W	700mA	

220 240 V~ | **IP**67 | ON/OFF

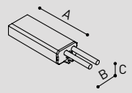

YORU SPIKE / DARK M 48V*

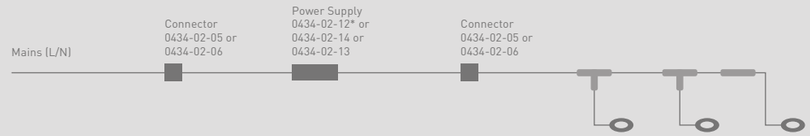

SKIP DIM DALI

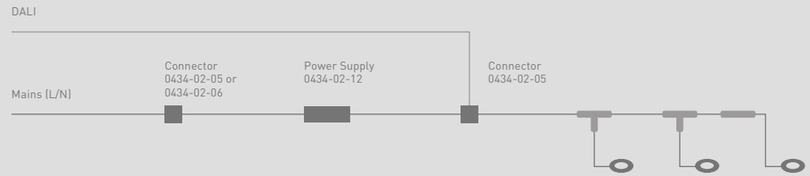

STEP / DARK / FLASH

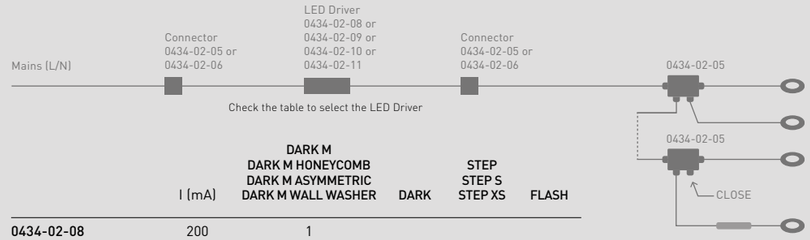

	I (mA)	DARK M DARK M HONEYCOMB DARK M ASYMMETRIC DARK M WALL WASHER	DARK	STEP STEP S STEP XS	FLASH
0434-02-08	200	1			
0434-02-09	300	1			
0434-02-10	350		1...12	1...12	
0434-02-11	700		1...7		1...2

DRIVER OPTIONS

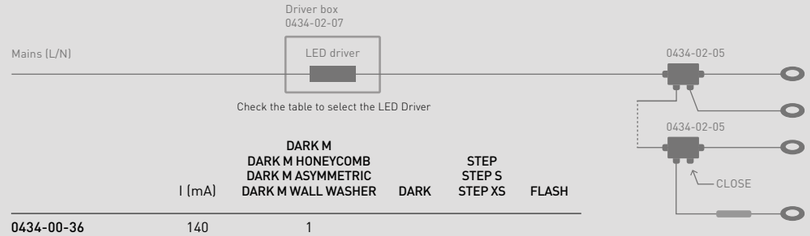

	I (mA)	DARK M DARK M HONEYCOMB DARK M ASYMMETRIC DARK M WALL WASHER	DARK	STEP STEP S STEP XS	FLASH
0434-00-36	140	1			
0434-00-37	200	1			
0434-00-38	300	1			
0434-00-39	350		1...12	1...12	
0434-00-40	700		1...12		1...4
0434-00-41	1050		1...6		1...2

DRIVER OPTIONS

SELECT THE NUMBER OF CONNECTORS ON THE SECONDARY DEPENDING ON THE CABLE LENGHT, CABLE OUTER DIAMETER AND THE NUMBER OF LUMINAIRES.

ARK Control

CASAMBI

Los accesorios Ark Control Casambi permiten controlar de forma inalámbrica cualquier luminaria del catálogo utilizando la APP de Casambi disponible en Apple y Play Store. La tecnología de control de iluminación de Casambi ofrece la posibilidad de implementar y desarrollar un sistema de control de iluminación a medida tanto para la iluminación profesional como el sector residencial.

——

Ark Control Casambi accessories enables the wireless control of any luminaire in the catalogue using the Casambi APP available on Apple and Play Store. Casambi's lighting control technology provides the option to implement and design a tailor-made lighting control system for both professional lighting and the residential sector.

——

Les accessoires Ark Control Casambi permettent un contrôle sans fil des luminaires du catalogue compatibles avec l'application Casambi, disponible sur Apple et Play Store. La technologie de contrôle d'éclairage de Casambi offre la possibilité de mettre en place et développer un système de contrôle d'éclairage sur mesure, que ce soit dans l'éclairage professionnel ou le secteur résidentiel.

——

Gli accessori Ark Control Casambi consentono di controllare in modalità wireless qualsiasi apparecchio di illuminazione del catalogo mediante la APP di Casambi, disponibile in Apple e Play Store. La tecnologia di controllo dell'illuminazione di Casambi offre la possibilità di implementare e sviluppare un sistema di controllo su misura, sia per l'illuminazione professionale che per il settore residenziale.

——

Mit dem Zubehör Ark Control Casambi können Sie jede Leuchte aus dem Katalog drahtlos über die Casambi APP steuern, die im Apple und Play Store erhältlich ist. Die Lichtsteuerungstechnologie von Casambi bietet die Möglichkeit, ein maßgeschneidertes Lichtsteuerungssystem sowohl für die professionelle Beleuchtung als auch für den Wohnbereich zu implementieren und zu entwickeln.

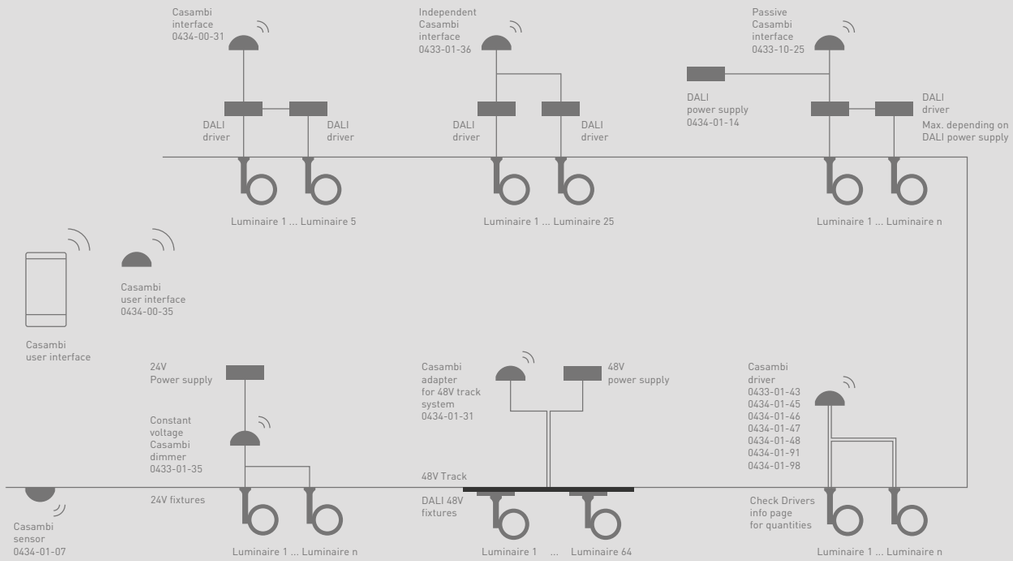

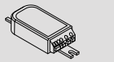

0434-00-31

Casambi interface

Bluetooth controller for up to 5 DALI power supplies with one independent push button input. Assignment of maximum 4 single / group addresses, depending on the device profile.

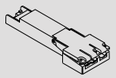

0433-01-36

Independent Casambi interface

Bluetooth controller for up to 25 DALI power supplies with strain relief set for independent applications. One independent push button input. Assignment of maximum 4 single / group addresses, depending on the device profile.

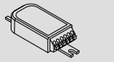

0433-10-25

Passive Casambi interface

Bluetooth controller for DALI networks with four independent push button inputs. It is supplied via DALI line. Assignment of maximum 4 single / group addresses, depending on the device profile.



0434-01-07

Casambi sensor

Bluetooth control sensor depending on the ambient light and presence detection.

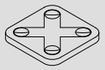

0434-00-35 | W | N |

Casambi user interface W | N

Bluetooth control user interface that can be configured using the Casambi application.

The four destination buttons can control a scene, an animation, a luminaire or a group of them –according to the configuration desired by the user-.

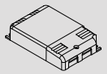

0434-01-45 350 mA
0434-01-46 500 mA
0434-01-47 700 mA
0434-01-48 1050 mA

Casambi driver

LED Driver with built-in Bluetooth wireless interface.

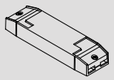

0434-01-91 200 mA
0433-01-43 350 mA
0434-01-98 650 mA



0434-01-31 | W | N |

Casambi adapter for 48V track system

Bluetooth controller for 48V track system. 64 DALI fixtures can be programmed and assigned to up to 8 groups.



0433-01-35

Constant voltage Casambi dimmer

Bluetooth dimmer with constant voltage output

MATTER

Matter es un lenguaje de código abierto para conectar dispositivos inteligentes. Está diseñado para que cualquier empresa pueda utilizarlo para desarrollar sus propios dispositivos inteligentes, aplicaciones móviles y servicios en la nube, de forma que se comuniquen y funcionen juntos a la perfección. Matter permite la interoperabilidad entre ecosistemas y fabricantes de distintos dispositivos inteligentes. Este nuevo estándar es una iniciativa de Apple, Google, Amazon y Samsung, por lo tanto, la mayoría de sus ecosistemas Smart Home/ Building serán compatibles con Matter desde el principio.

——

Matter is an open-source language for connecting smart devices. It is designed for any company to use in developing their own smart devices, mobile applications, and cloud services so that they can communicate and work seamlessly together. Matter enables interoperability between ecosystems and manufacturers of various smart devices. This new standard is an initiative of Apple, Google, Amazon, and Samsung, so the majority of their Smart Home/Building ecosystems will be compatible with Matter from the start.

——

Matter est un langage open source permettant de connecter des appareils intelligents. Il est conçu pour que n'importe quelle entreprise puisse l'utiliser afin de développer ses propres appareils intelligents, applications mobiles et services cloud, de manière à ce qu'ils puissent communiquer et fonctionner ensemble de manière transparente. Matter permet l'interopérabilité entre les écosystèmes et les fabricants de différents appareils intelligents. Cette nouvelle norme est une initiative d'Apple, de Google, d'Amazon et Samsung, ce qui signifie que la majorité de leurs écosystèmes domotiques et de bâtiments seront compatibles avec Matter dès le début.

——

Matter è un linguaggio open source per collegare dispositivi intelligenti. È progettato affinché qualsiasi azienda possa utilizzarlo per sviluppare i propri dispositivi intelligenti, applicazioni mobili e servizi cloud in modo che possano comunicare e funzionare insieme in modo perfetto. Matter consente l'interoperabilità tra ecosistemi e produttori di diversi dispositivi intelligenti. Questo nuovo standard è un'iniziativa di Apple, Google, Amazon e Samsung, quindi la maggior parte dei loro ecosistemi per la casa e gli edifici intelligenti sarà compatibile con Matter fin dall'inizio.

——

Matter ist eine Open-Source-Sprache zur Verbindung von intelligenten Geräten. Sie wurde entwickelt, damit jedes Unternehmen sie verwenden kann, um seine eigenen intelligenten Geräte, mobilen Anwendungen und Cloud-Dienste zu entwickeln, damit sie nahtlos miteinander kommunizieren und zusammenarbeiten können. Matter ermöglicht die Interoperabilität zwischen Ökosystemen und Herstellern verschiedener intelligenter Geräte. Dieser neue Standard ist eine Initiative von Apple, Google, Amazon und Samsung, daher werden die meisten ihrer Smart-Home- und Gebäude-Ecosystems von Anfang an mit Matter kompatibel sein.



0434-01-70

Matter interface

Matter controller for up to 5 DALI power supplies with one independent push button input.

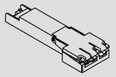

0434-01-71

Independent Matter interface

Matter controller for up to 25 DALI fixtures with strain relief set for independent applications. One independent push button input.



0434-01-72

Passive Matter interface

Matter controller for DALI Networks with four independent push button inputs. It is supplied via DALI line.



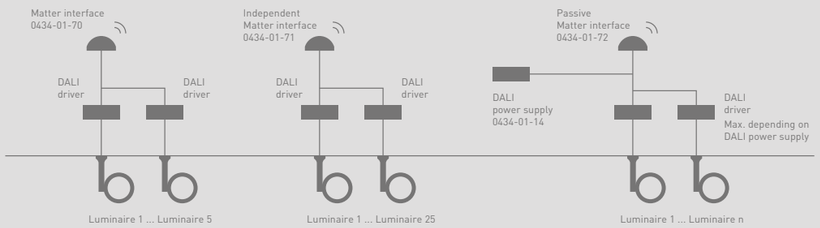

DALI

DALI es uno de los sistemas de regulación más comunes de iluminación direccionable digital. Permite el control remoto de las luminarias y su sencilla instalación facilita la creación de sistemas de iluminación flexibles en cualquier escala de proyecto.

——

DALI is one of the most common digital addressable lighting interface dimming systems. Enabling the remote control of luminaires and its simple installation facilitates the creation of flexible lighting systems on any project level.

——

DALI est l'un des systèmes de régulation d'éclairage adressable numériquement les plus communs. Il permet le contrôle à distance des luminaires, et son installation simple facilite la création de systèmes d'éclairage flexibles, peu importe l'envergure du projet.

——

DALI è uno dei sistemi di regolazione più comuni per l'illuminazione orientabile digitale. Consente di controllare da remoto gli apparecchi di illuminazione e la sua facile installazione semplifica la creazione di sistemi di illuminazione flessibili per qualsiasi scala di progetto.

——

DALI ist eines der am weitesten verbreiteten Dimmsysteme für digital adressierbare Beleuchtung. Es ermöglicht die Fernsteuerung der Leuchten und seine einfache Installation erleichtert die Schaffung flexibler Beleuchtungssysteme für jede Projektgröße.

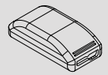

0434-01-14

DALI Power Supply

MAX 240mA | 300 m



0433-01-45

Interface DALI | PUSH

DALI-2 application controller with integrated bus power supply to manage up to 25 DALI units. It makes possible to manually adjust the brightness of standard DALI fixtures as well as to set the colour temperature of DALI DT8 tunable white luminaires using two independent push button inputs.

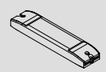

0433-01-32

Constant Voltage DALI Dimmer

Intelligent digital dimmer (DALI-2) with constant voltage output.

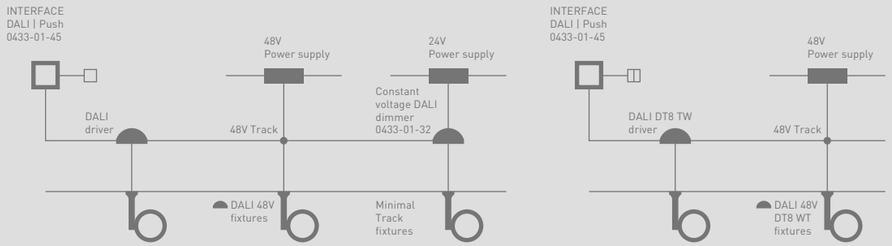

LED Emergency Kits

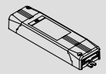

0434-00-64	**1 Hour Emergency Kit** Batteries and green LED indicator included Output 9-58 Vdc
0434-00-65	**3 Hours Emergency Kit** Batteries and green LED indicator included Output 9-58 Vdc

INFORMACIÓN TÉCNICA

TECHNICAL INFO/
RENSEIGNEMENTS TECHNIQUES/
INFO TECNICHE/
TECHNISCHE INFORMATION/

CCT - TEMPERATURA DE COLOR CORRELACIONADA (K)

Es una medida para describir el tono de una fuente lumínica. Se define comparando su color dentro del espectro luminoso con el de la luz que emitiría un cuerpo negro calentado a una temperatura determinada y se mide en grados kelvin (K).

CCT - CORRELATED COLOR TEMPERATURE (K)

It is a measure to describe the colour appearance of a light source. It is defined by the comparison of its colour within the light spectrum with that of the light which would be emitted by a black body heated to a given temperature and is measured in degrees Kelvin (K).

CCT - TEMPÉRATURE DE COULEUR PROXIMALE (K)

Il s'agit d'une unité de mesure de la tonalité d'une source lumineuse. Elle est définie en comparant une couleur du spectre lumineux à celle de la lumière émise par un corps noir chauffé à une température précise, et mesurée en degrés Kelvin (K).

CCT - TEMPERATURA DI COLORE CORRELATA (K)

È una misura che descrive il tono di una sorgente luminosa. Si definisce comparando il suo colore nello spettro luminoso con quello che emetterebbe un corpo nero riscaldato a una determinata temperatura e si misura in gradi Kelvin (K).

CCT - KORRELIERTE FARBTEMPERATUR (K)

Ein Maß zur Beschreibung des Farbtons einer Lichtquelle. Sie wird durch den Vergleich ihrer Farbe innerhalb des Lichtspektrums mit der Farbe des Lichts definiert, das ein schwarzer, auf eine bestimmte Temperatur erhitzter Körper aussenden würde, und wird in Grad Kelvin (K) gemessen.

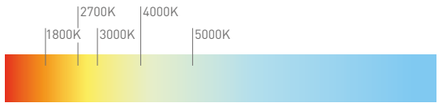

Colour Characterisation

TECHNICAL INFO

ESTABILIDAD CROMÁTICA (MacAdam)

En el diagrama cromático usado para describir todos los colores que puede percibir el ojo humano, se han definido regiones (llamadas elipses MacAdam) que agrupan los colores que son indistinguibles entre sí. Esta agrupación permite establecer una medida para determinar las diferencias entre coordenadas cromáticas: los pasos MacAdam o SDCM (Standard Deviation Color Matching).
Dentro de una tolerancia de desviación Step MacAdam 1, la diferencia percibida entre los colores es inexistente. Hasta 3 pasos MacAdam, la diferencia es prácticamente inapreciable y la temperatura de color de la fuente de luz se considerará homogénea.
Arkoslight selecciona cuidadosamente, las fuentes de luz LED adecuadas para conseguir una estabilidad cromática homogénea entre las diferentes unidades de una misma luminaria, sea cual sea el momento de su producción.

CHROMATIC STABILITY (MacAdam)

In the chromatic diagram used to describe all colours which can be perceived by the human eye, certain regions (called MacAdam ellipses) have been created to group colours which are indistinguishable, from the colour of the centre of the ellipse. This grouping facilitates establishing a measure in order to identify the differences between colour chromatic coordinates: the MacAdam steps or SDCM (Standard Deviation Color Matching).
Within a deviation tolerance of MacAdam Step 1 the perceived difference between the colours is non-existent. Up to 3 MacAdam steps, the difference is virtually negligible and the colour temperature of the light source is homogeneous.
Arkoslight carefully selects the appropriate LED lighting sources in order to obtain homogeneous chromatic stability between the different units of a single luminaire, regardless of its date of manufacture.

STABILITÉ CHROMATIQUE (MacAdam)

Dans le diagramme chromatique où figurent toutes les couleurs perçues par l'œil humain, des zones regroupant les couleurs indiscernables entre elles (appelées ellipses MacAdam) ont été définies. Ce regroupement permet d'établir une unité de mesure afin de déterminer les différences entre les coordonnées chromatiques : les étapes MacAdam ou SDCM (Standard Deviation Color Matching).
Dans la fourchette de tolérance d'écart Step MacAdam 1, aucune différence n'est observée entre les couleurs.
À la 3e étape MacAdam, les couleurs sont pratiquement indiscernables et la température chromatique de la source lumineuse est considérée comme étant homogène.
Arkoslight choisit avec soin, les sources de lumière LED nécessaires à l'obtention d'une stabilité chromatique homogène entre les différentes pièces d'un même luminaire, peu importe le moment de production.

STABILITÀ CROMATICA (MacAdam)

È il diagramma cromatico usato per descrivere tutti i colori che l'occhio umano può percepire. Sono state definite delle regioni (chiamate ellissi MacAdam) che raggruppano i colori indistinguibili tra loro. Questo raggruppamento permette di stabilire una misura per determinare le differenze tra le coordinate cromatiche: gli step MacAdam o SDCM (Standard Deviation Color Matching).
All'interno di una tolleranza di deviazione Step MacAdam 1, la differenza percepita tra i colori è inesistente. Fino allo Step MacAdam 3, la differenza è praticamente impercettibile e la temperatura di colore della luce è considerata omogenea.
Arkoslight seleziona con cura, le sorgenti di luce LED adatte per ottenere una stabilità cromatica omogenea tra le varie unità di uno stesso apparecchio di illuminazione, qualsiasi sia il momento della loro fabbricazione.

FARBSTABILITÄT (MacAdam)

In der Farbtafel, die zur Beschreibung aller vom menschlichen Auge wahrnehmbaren Farben verwendet wird, wurden Bereiche (so genannte MacAdam-Ellipsen) definiert, in denen Farben zusammengefasst sind, die nicht voneinander unterscheiden werden können. Diese Gruppierung ermöglicht die Festlegung eines Maßes zur Bestimmung der Unterschiede zwischen den Farbkoordinaten: die Schritte MacAdam oder SDCM (Standard Deviation Colour Matching).
Innerhalb einer Toleranz der Abweichung von MacAdam Step 1 ist der wahrgenommene Unterschied zwischen den Farben nicht existent. Bis zu 3 MacAdam-Schritten ist der Unterschied praktisch vernachlässigbar und die Farbtemperatur der Lichtquelle wird als homogen angesehen.
Arkoslight wählt sorgfältig die geeigneten LED-Lichtquellen aus, um eine homogene Farbstabilität zwischen den verschiedenen Einheiten ein und derselben Leuchte zu erreichen, unabhängig vom Zeitpunkt der Produktion.

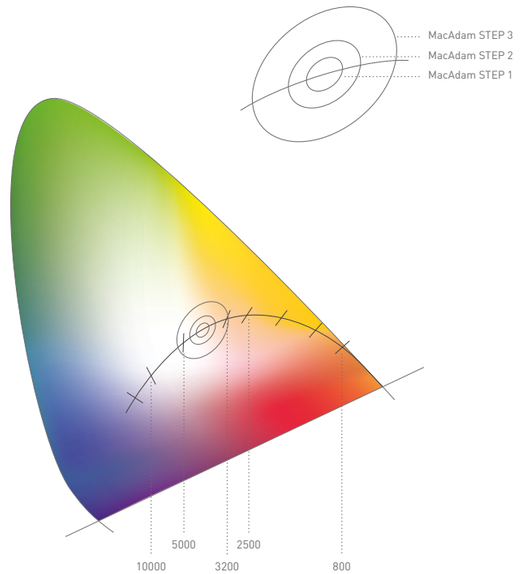

CRI (Ra)

El índice de reproducción cromática (CRI), es una escala cuantitativa que mide la capacidad de la luz, para reproducir fielmente la veracidad de los colores comparados con su reproducción bajo la luz ideal o natural. Para determinarlo, se compara la fuente luminosa con una fuente de referencia con el mismo CCT, utilizando hasta 15 patrones de color.
El índice Ra se calcula como un promedio de los resultados para las 8 primeras muestras de color. Se obtiene un valor de hasta un máximo de 100, considerando el 100 el valor que más se acerca a la perfección en cuanto a la reproducción de los colores.
En Arkoslight hay disponibles tres rangos de cromaticidad 80, 90 y 97, además de los LED para aplicaciones especiales.

—

The color rendering index (CRI) is a quantitative measure of the ability of a light source to reproduce true colours in comparison to their rendering under ideal or natural light. It is determined by comparing the light source to a reference source with the same CCT using up to 15 colour standards. The Ra index is calculated as an average of the results for the first 8 colour samples. A value of up to a maximum of 100 is obtained, with 100 being considered the value that comes closest to perfection in terms of colour rendering.
At Arkoslight three chromaticity ranges 80, 90 and 97 are available in addition to the LED for special applications.

—

L'indice de rendu des couleurs (CRI en anglais) est une mesure quantitative de la capacité d'une source lumineuse de reproduire les couleurs des objets de manière réaliste par rapport à un idéal ou à la lumière naturelle. Il est déterminé en comparant la source de lumière avec une source de référence au même CCT, à l'aide de jusqu'à 15 patrons de couleur. L'indice Ra est égal à la moyenne des résultats des huit premiers échantillons de couleur. La valeur obtenue est inférieure ou égale à 100, 100 étant la valeur la plus proche de la perfection en matière de reproduction des couleurs.
Pour les applications spéciales, Arkoslight propose trois niveaux de chromaticité (80, 90 et 97) en plus des LED.

L'indice rendering di colore (CRI) è una scala quantitativa che misura l'abilità di una sorgente luminosa di rivelare i colori fedelmente, rispetto a una sorgente luminosa ideale o naturale. Per determinarlo si raffronta la sorgente luminosa con una sorgente di riferimento che possiede lo stesso CCT, impiegando fino a 15 modelli di tinta. L'indice Ra si calcola come media dei risultati per gli 8 primi campioni di colore.
Si ottiene un valore che raggiunge un massimo di 100, dove 100 è il valore che più si avvicina alla perfezione, relativamente alla riproduzione dei colori.
Arkoslight utilizza tre intervalli di cromaticità, 80, 90 e 97, oltre ai LED per utilizzi speciali.

—

Der Farbwiedergabeindex (CRI) ist eine quantitative Skala, die die Fähigkeit des Lichts misst, Farben im Vergleich zu ihrer Wiedergabe bei idealem oder natürlichem Licht originalgetreu wiederzugeben. Um dies zu ermitteln, wird die Lichtquelle mit einer Referenzquelle mit dem gleichen CCT verglichen, wobei bis zu 15 Farbstandards verwendet werden. Der Ra-Index wird als Durchschnitt der Ergebnisse für die ersten 8 Farbmuster berechnet. Es wird ein Wert von bis zu 100 erreicht, wobei 100 als der Wert gilt, der der Perfektion der Farbwiedergabe am nächsten kommt.
Drei Farbbereiche 80, 90 und 97 sind bei Arkoslight neben LED für spezielle Anwendungen erhältlich.



TM-30

Método para la evaluación de la reproducción cromática de una fuente de luz publicado por la "Illuminating engineering society (IES)". Se fija en tres conceptos: Fidelity Index (Rf), una interpretación precisa del color, similar al CRI, pero basada en 99 muestras de color; Gamut Index (Rg), que provee información sobre el promedio de saturación de la fuente y Color Vector, una representación gráfica que muestra la desviación de saturación de los diferentes colores respecto a una fuente de referencia. Los colores estarán más o menos saturados según se encuentren en el exterior o interior del círculo de referencia.

—

Method for evaluating the colour rendering of a light source published by the Illuminating engineering society (IES). It is based on three concepts: Fidelity Index (Rf), a precise interpretation of colour, similar to the CRI, but based on 99 colour evaluation samples; Gamut Index (Rg), which provides information on the average saturation of a light source and Colour Vector, a geographical representation showing the saturation deviation of the different colour as regards a reference light source. The colours will be more or less saturated depending on whether these are on the exterior or interior of the reference circle.

—

Méthode d'évaluation de la reproduction chromatique d'une source de lumière, publiée par la «Illuminating engineering society» (IES). Elle se fonde sur trois concepts : L'Indice de fidélité (Rf), interprétation précise de la couleur comparable au CRI, basée cependant sur 99 échantillons de couleur, l'indice de Gamut (Rg), qui fournit de l'information sur la moyenne de saturation de la source et le Vecteur chromatique, représentation graphique présentant l'écart de saturation des différentes couleurs en fonction d'une source de référence. Les couleurs sont plus ou moins saturées selon qu'elles se trouvent à l'intérieur ou à l'extérieur du cercle de référence.

Metodo di valutazione della riproduzione cromatica di una sorgente luminosa, pubblicato dalla "Illuminating engineering society (IES)". Si basa su tre concetti: Fidelity Index (Rf), una precisa interpretazione del colore, simile al CRI, ma basata su 99 campioni di colore; Gamut Index (Rg), che fornisce informazioni sulla saturazione media della sorgente e Color Vector, una rappresentazione grafica che mostra la deviazione di saturazione dei vari colori, rispetto a una sorgente di riferimento. I colori saranno più o meno saturi, a seconda che si trovino all'esterno o all'interno del cerchio di riferimento.

—

Methode zur Bewertung der Farbwiedergabe einer Lichtquelle, veröffentlicht von der Illuminating Engineering Society (IES). Sie beruht auf drei Konzepten: Fidelity Index (Rf), eine genaue Interpretation der Farbe, ähnlich wie CRI, aber basierend auf 99 Farbproben; Gamut Index (Rg), der Informationen über die durchschnittliche Sättigung der Quelle liefert; und Colour Vector, eine grafische Darstellung, die die Sättigungsabweichung verschiedener Farben von einer Referenzquelle zeigt. Die Farben sind mehr oder weniger gesättigt, je nachdem, ob sie sich außerhalb oder innerhalb des Referenzkreises befinden.



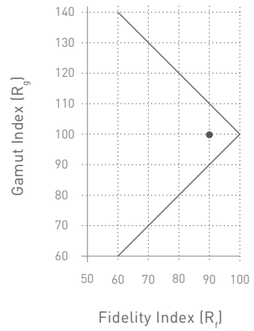

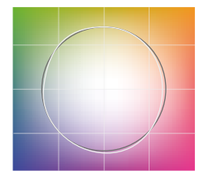

DIM TO WARM

Regulación sincronizada de la temperatura de color y la intensidad luminosa. Se necesita un único canal de regulación.

—

Synchronised adjustment of colour temperature and luminous intensity. Only a single controller channel is required.

—

Régulation synchronisée de la température chromatique et de l'intensité lumineuse. Elle ne requiert qu'un seul canal de régulation.

—

Regolazione sincronizzata della temperatura di colore e dell'intensità luminosa. È necessario un unico canale di regolazione.

—

Synchronisierte Regelung von Farbtemperatur und Lichtstärke. Es wird nur ein Regelungskanal benötigt.

TUNNABLE WHITE

Regulación independiente de la temperatura de color y la intensidad luminosa. Permite optimizar la luz de acuerdo con el entorno o incluso la hora del día y equiparar lo máximo posible la luz artificial a la luz natural con el objetivo de mejorar la calidad de vida y el bienestar de las personas.

—

Independent adjustment of colour temperature and luminous intensity. Enables optimising the light according to the environment or even the time of day and to bring artificial light as close as possible to natural daylight in order to improve people's quality of life and well-being.

—

Régulation indépendante de la température chromatique et de l'intensité lumineuse. Pour une optimisation de la lumière en fonction du cadre ou même de l'heure de la journée, et une correspondance optimale entre lumière artificielle et lumière naturelle afin d'améliorer la qualité de vie et le bienêtre des personnes.

—

Regolazione indipendente della temperatura di colore e dell'intensità luminosa. Consente di ottimizzare la luce in base all'ambiente o persino all'ora del giorno e di equiparare il più possibile la luce artificiale a quella naturale, al fine di migliorare la qualità di vita e il benessere delle persone.

—

Unabhängige Regulierung von Farbtemperatur und Lichtstärke. Sie ermöglicht es, das Licht je nach Umgebung oder sogar Tageszeit zu optimieren und das künstliche Licht dem Tageslicht so nahe wie möglich zu bringen, um die Lebensqualität und das Wohlbefinden der Menschen zu verbessern.

VIDA ÚTIL

Método de medida de mantenimiento de flujo luminoso a lo largo del tiempo. Se expresa mediante los parámetros L (porcentaje de flujo luminoso que mantiene la luminaria respecto del flujo original tras las horas de funcionamiento indicadas) y B (porcentaje de luminarias cuyo flujo será inferior al determinado por L).
Por ejemplo, una vida útil de 50000 horas L80B10, quiere decir que, tras 50000 horas de funcionamiento, el 90% de las luminarias mantiene un flujo luminoso igual o superior al 80% del flujo inicial.

LIFE TIME

Method of measuring the maintenance of luminous flux over time. It is expressed by the parameters L (percentage of luminous flux maintained by the luminaire in relation to the original flux after the specified operating hours) and B (percentage of luminaires whose flux will be lower than that determined by L.
For example, a life time of 50,000 hours L80B10 means that, after 50,000 hours of operation, 90% of the luminaires maintain a luminous flux equal to or greater than 80% of the initial flux.

DURÉE DE VIE

Unité de mesure du maintien du flux lumineux au cours du temps. Elle est exprimée par les paramètres L (pourcentage du flux lumineux conservé par le luminaire par rapport au flux original après les heures de fonctionnement indiquées) et B (pourcentage de luminaires au flux inférieur à celui déterminé par L).
Par exemple, une durée de vie de 50 000 heures L80B10 signifie qu'après 50 000 heures de fonctionnement, 90 % des luminaires conservent un flux lumineux supérieur ou égal à 80 % du flux initiale.

VITA UTILE

Metodo di misurazione del mantenimento del flusso luminoso nel tempo. Si esprime tramite i parametri L (percentuale del flusso luminoso che mantiene l'illuminazione rispetto al flusso originale, una volta trascorse le ore di funzionamento indicate) e B (percentuale di illuminazioni il cui flusso sarà inferiore a quello determinato da L).
Ad esempio, una vita utile di 50000 ore L80B10 significa che, dopo 50000 ore di funzionamento, il 90% dell'illuminazione mantiene un flusso luminoso uguale o superiore all'80% del flusso iniziale.

HALTBARKEIT

Methode zur Messung der Aufrechterhaltung des Lichtstroms über die Zeit. Er wird durch die Parameter L (Prozentsatz des Lichtstroms, den die Leuchte nach den angegebenen Betriebsstunden im Vergleich zum ursprünglichen Lichtstrom beibehält) und B (Prozentsatz der Leuchten, deren Lichtstrom unter dem durch L bestimmten Lichtstrom liegt) ausgedrückt. Zum Beispiel bedeutet eine Lebensdauer von 50.000 Stunden L80B10, dass nach 50.000 Betriebsstunden 90 % der Leuchten einen Lichtstrom von mindestens 80 % des ursprünglichen Lichtstroms aufweisen.

Sources With Chromatic Adjustment

TECHNICAL INFO

DIM TO WARM

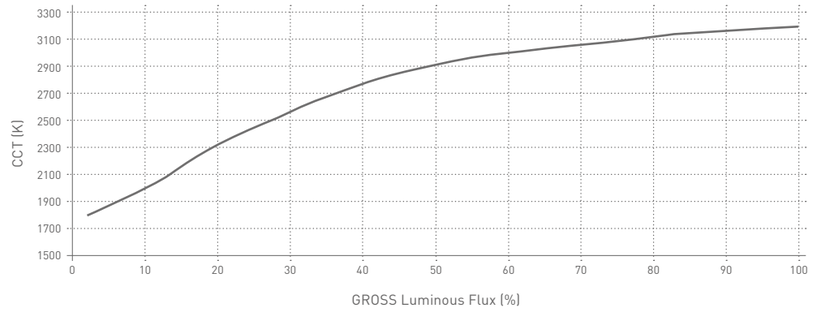

TUNNABLE WHITE

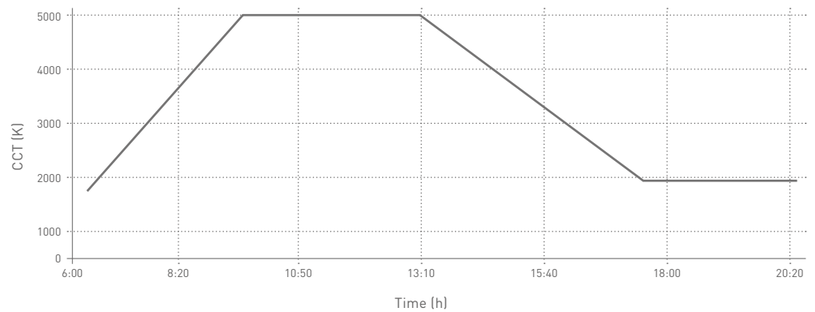

LIFE TIME

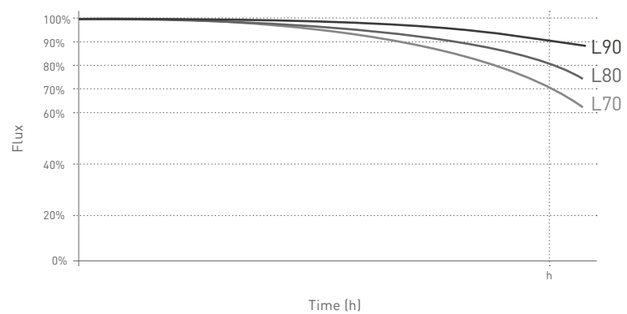

NOTA SOBRE LOS VALORES EXPRESADOS EN ESTE CATÁLOGO

Los valores de potencia (W) y flujo luminoso (lm) expresados en este catálogo, corresponden a la fuente de luz. Si desea conocer los valores de potencia del sistema (que incluye el consumo del driver), éstos están recogidos en la ficha técnica de cada referencia, disponible en www.arkoslight.com

CRITERIOS DE CALIDAD EN LA SELECCIÓN DEL LED

Arkoslight selecciona minuciosamente sus fuentes de luz LED teniendo en cuenta el método de categorización "binning". Durante la producción de LED, debido a las tolerancias de fabricación, existen variaciones en el flujo, la temperatura de color y el voltaje. Por este motivo se clasifica la producción de LED en "BIN", según estos parámetros. Al elegir las fuentes de luz de sus luminarias, Arkoslight selecciona los "BIN" o grupos a los que pertenecerán todos los LED que se emplearán en las luminarias de producción. Así, se logra reducir el rango de tolerancias de estas tres características y se garantiza mayor estabilidad en el flujo luminoso, el voltaje y la temperatura de color.

FLUJO LUMINOSO (lumen)

Cantidad total de luz que emite una fuente luminosa en todo el espacio que le rodea.

ILUMINANCIA (lux)

Cantidad de flujo luminoso recibido en una superficie. El lux también puede ser definido como nº de lúmenes/m^2

EFICACIA LUMINOSA (lm/W)

Indica con qué eficiencia una fuente de luz convierte la energía eléctrica en luz.

EFICIENCIA DE LA LUMINARIA - LOR (%)

Relación entre el flujo luminoso de la luminaria y el flujo luminoso de las fuentes luminosas.

REGULACIÓN

CASAMBI
Los accesorios Casambi permiten controlar de forma inalámbrica cualquier luminaria del catálogo utilizando la APP de Casambi disponible en Apple y Play Store. La tecnología de control de iluminación de Casambi ofrece la posibilidad de implementar y desarrollar un sistema de control de iluminación a medida tanto para la iluminación profesional como el sector residencial.

DALI (Digital Addressable Lighting Interface)
Es un estándar de regulación para iluminación que permite integrar equipos de control de diferentes fabricantes en un mismo sistema. Un sistema DALI consiste en un controlador y uno o más dispositivos para la instalación lumínica (drivers, sensores, interruptores, pulsadores...) que cuentan con una interface DALI.

DIM ON BOARD
La luminaria lleva su dimmer integrado, para control directo e individual.

MATTER
Matter es un lenguaje de código abierto para conectar dispositivos inteligentes. Está diseñado para que cualquier empresa pueda utilizarlo para desarrollar sus propios dispositivos inteligentes, aplicaciones móviles y servicios en la nube, de forma que se comuniquen y funcionen juntos a la perfección. Matter permite la interoperabilidad entre ecosistemas y fabricantes de distintos dispositivos inteligentes. Este nuevo estándar es una iniciativa de Apple, Google, Amazon y Samsung, por lo tanto, la mayoría de sus ecosistemas Smart Home/ Building serán compatibles con Matter desde el principio.

PUSH DIM
Control a través de un botón pulsador.
La regulación por pulsación no posee un standard y existen diferentes opciones de cableado e instalación para este tipo de regulación según cada fabricante de equipos. Usualmente serán necesarios uno o dos cables extra para su instalación, según cada fabricante.

PHASE CUT
El recorte de fase se realiza sin necesidad de una línea de control adicional, conectando un regulador en serie entre la línea de alimentación y el equipo. Dependiendo como se realiza el recorte de la tensión de red, se puede distinguir entre Leading-edge y Trailing-edge.

Glosario

INFORMACIÓN TÉCNICA

UGR

Escala que unifica los diferentes métodos de evaluación del deslumbramiento.
El UGR trata de describir una percepción subjetiva en términos medibles considerando el deslumbramiento potencial de todas las luminarias situadas dentro del campo visual de un observador. Los valores oscilan entre 10 y 30, donde 10 significa "no deslumbramiento" y 30 significa "deslumbramiento perturbador".
El UGR no es una caraterística propia de la luminaria, sino de la instalación, por lo que los UGR dados en este catálogo se han calculado usando una instalación estándar. Recomendamos el cálculo del UGR concreto de su instalación, para asegurar el valor deseado. En este catálogo todos los UGR se han calculado bajo los valores: 4H 2H Shr1

IK

El grado de protección IK es una clasificación numérica internacional para los grados de protección proporcionados por las envolventes de materiales eléctricos contra los impactos mecánicos externos, como se expresa en la Tabla 1.

CÓDIGO IP

Sistema de codificación para indicar los grados de protección proporcionados por una envolvente contra el acceso a partes peligrosas, la penetración de cuerpos sólidos extraños y la penetración de agua. El código IP está formado por dos cifras situadas inmediatamente después de las letras "IP", cuyo significado se expresa en la Tabla 2.

TABLA 1

Código IK	IK00	IK01	IK02	IK03	IK04	IK05	IK06	IK07	IK08	IK09	IK10
Energía de impacto (julio)	*	0.15	0.20	0.35	0.50	0.70	1	2	5	10	20

TABLA 2

	PRIMERA CIFRA		**SEGUNDA CIFRA**
IP	Protección contra contactos eléctricos directos	Protección contra penetración de cuerpos sólidos extraños	Protección contra penetración de agua
0	Ninguna protección	Ninguna protección	Ninguna protección
1	Penetración mano	Cuerpos ø > 50 mm	Goteo vertical
2	Penetración dedo ø > 12 mm y 80 mm de longitud	Cuerpos ø > 12,5 mm	Goteo desviado 15° de la vertical
3	Penetración herramienta	Cuerpos ø > 2,5 mm	Lluvia. Goteo desviado 60° de la vertical
4	Penetración alambre	Cuerpos ø > 1 mm	Proyecciones de agua en todas direcciones
5	Penetración alambre	Puede penetrar polvo en cantidad no perjudicial	Chorros de agua en todas direcciones
6	Penetración alambre	No hay penetración de polvo	Fuertes chorros de agua en todas direcciones
7	---	---	Inmersión temporal
8	---	---	Inmersión prolongada (Material sumergible) bajo las condiciones indicadas por el fabricante

SEGURIDAD ELÉCTRICA

Luminaria Clase I
Luminaria en que la protección contra los choques eléctricos no recae exclusivamente sobre el aislamiento principal, sino que tiene una medida de seguridad suplementaria bajo la forma de medios de conexión de las partes conductoras accesibles a un conductor de protección puesto a tierra.

Luminaria Clase II
Luminaria en que la protección contra los choques eléctricos no recae únicamente sobre el aislamiento principal, sino que comprende medidas de seguridad suplementarias, tales como el doble aislamiento o el aislamiento reforzado y en las que no existen medios de puesta a tierra de protección o dependencia de las condiciones de la instalación.

Luminaria Clase III
Luminaria en la que la protección contra los choques eléctricos recae en la alimentación con muy baja tensión de seguridad y en la que no se generan tensiones superiores a ésta.

NOTE CONCERNING THE VALUES SPECIFIED IN THIS CATALOGUE

The power (W) and luminous flux (lm) values specified in this catalogue correspond to the lighting source. Should you wish to know the power values of the system (including the driver's consumption), these are specified in the Technical Data Sheet of each item, available at www.arkoslight.com

QUALITY CRITERIA FOR LED SELECTION

Arkoslight methodically selects its LED lighting sources, using the "binning" classification method. During the production process of the LED, and taking into account the manufacturing tolerances, certain variations of the flux, the colour temperature or the voltage usually occur.
For this reason, the production of the LED is classified in "BIN", according to the formerly mentioned parameters. When choosing the lighting sources for its luminaires, Arkoslight always selects the "BIN" or the groups corresponding to all the LED to be used for the luminaires to be produced. In doing so, a significant reduction of the tolerance range of these 3 characteristics can be obtained and likewise ensures greater stability of the luminous flux, voltage and colour temperature.

LUMINOUS FLUX (lumen):

This is the measurement of the total luminous output emitted by a light source throughout the surrounding space.

ILLUMINANCE (lux)

This is the unit that measures the degree of luminous flux received on a surface. The lux can also be defined as the number of lumens/m^2

LUMINOUS EFFICENCY (lm/W)

Specifies the efficiency of a light source converting electrical energy into light.

LUMINAIRE EFFICIENCY - LOR (%)

This is the ratio of light output emitted by the luminaire to the light output emitted by its lamps.

DIMMING

CASAMBI
Casambi accessories enables the wireless control of any luminaire in the catalogue using the Casambi APP available on Apple and Play Store. Casambi's lighting control technology provides the option to implement and design a tailor-made lighting control system for both professional lighting and the residential sector Ark Control Casambi accessories enables the wireless control of any luminaire in the catalogue using the Casambi APP available on Apple and Play Store. Casambi's lighting control technology provides the option to implement and design a tailor-made lighting control system for both professional lighting and the residential sector.

DALI (Digital Addressable Lighting Interface)
It is a dimming standard for lighting which enables equipment from different manufacturers to be integrated into a single network. A DALI network consists of a controller and one or more devices for the lighting installation (drivers, sensors, switches, push buttons...) which have DALI interfaces.

DIM ON BOARD
The luminaire has an integrated dimmer for direct and individual control.

MATTER
Matter is an open-source language for connecting smart devices. It is designed for any company to use in developing their own smart devices, mobile applications, and cloud services so that they can communicate and work seamlessly together. Matter enables interoperability between ecosystems and manufacturers of various smart devices. This new standard is an initiative of Apple, Google, Amazon, and Samsung, so the majority of their Smart Home/Building ecosystems will be compatible with Matter from the start.

PUSH DIM
Dimming control via a push button switch.
No standard exists for push button dimming, reason why various wiring and installation options exist for this type of dimming depending on each equipment manufacturer. Generally, one or two extra wires will be required for installation, depending on each manufacturer.

PHASE CUT
Phase cutting is carried out without the need for an additional control light, by connecting a dimmer in line between the power supply line and the equipment. Depending on how the mains voltage is cut, a distinction can be made between Leading-edge and Trailing-edge.

Glossary

TECHNICAL INFO

UGR

This is a scale which unifies different glare evaluation methods. The UGR describes subjective perception in measurable terms considering the potential glare of all the luminaries located within the observer's field of vision. The values range between 10 and 30, where 10 means "no glare" and 30 means "discomfort glare". The UGR value is not a characteristic of the luminaire itself, but of the entire installation, which is why the calculated UGR values specified in our catalogue are based on a common standard installation. The UGR calculation for your particular installation is recommended to ensure the desired UGR value. All UGRs specified in this catalogue are calculated under the values: 4H 2H Shr1

IK

The IK protection level is an international numerical classification for the degrees of protection provided by casings of electrical materials against external mechanical impacts, as specified in Table 1.

IP CODE

Coding system which specifies the degrees of protection provided by an enclosure against access to hazardous parts, penetration of solid foreign bodies and water ingress.
The IP code consists of two digits immediately following the letters "IP", the meaning of which is specified in Table 2.

ELECTRICAL SAFETY

Class I Luminaires
Luminaires in which the protection against electric shocks does not depend solely on the main insulation, but on an additional safety device such as a connecting system between the accessible conductive parts and the protective earth conductor.

Class II Luminaires
Luminaires in which the protection against electric shocks does not depend solely on the main insulation, but comprises additional safety devices, such as double insulation, or reinforced insulation, and on which there is no protective earth system nor any dependence on the conditions of the installation.

Class III Luminaires
Luminaires on which the protection against electric shocks depends on the supply of very low safety voltage and on which the voltage generated is not higher than that supplied.

TABLE 1

IK Code	IK00	IK01	IK02	IK03	IK04	IK05	IK06	IK07	IK08	IK09	IK10
Impact energy (joules)	*	0.15	0.20	0.35	0.50	0.70	1	2	5	10	20

TABLE 2

	FIRST FIGURE		**SECOND FIGURE**
IP	Protection against direct electrical contacts	Protection against penetration of solid foreign bodies	Protection against the penetration of moisture
0	No protection	No protection	No protection
1	Hand protection	Bodies of ø > 50 mm	Vertical dripping water
2	Finger protection ø > 12 mm and 80 mm long	Bodies of ø > 12.5 mm	Dripping water tilted up to 15°
3	Tool protection	Bodies of > 2.5 mm	Dripping water tilted up to 60°
4	Metal wire protection	Bodies of > 1 mm	Splashing water in all directions
5	Metal wire protection	Dust can enter in a harmless quantity	Water jets in all directions
6	Metal wire protection	No entry of dust	Strong water jets in all directions
7	---	---	Temporary immersion
8	---	---	Constant immersion (submersible material) under manufacturer's conditions

À PROPOS DES VALEURS INDIQUÉES DANS CE CATALOGUE

Les valeurs de puissance (W) et de flux lumineux (lm) indiquées dans ce catalogue correspondent à la source de lumière. Pour plus d'information à propos des valeurs de puissance du système (y compris la consommation du driver), veuillez consulter la fiche technique correspondant à ladite référence, disponible sur le site www.arkoslight.com

CRITÈRES DE QUALITÉ LORS DE LA SÉLECTION DE LA LED

Arkoslight sélectionne avec soin ses sources de lumières LED, conformément à la méthode de classement du «binning». Étant donné les tolérances de fabrication, il existe des variations de flux, température chromatique et voltage lors de la production des LED. C'est pourquoi, selon ces paramètres, la production de LED est classée dans les «BIN». Au moment de choisir les sources lumineuses de vos luminaires, Arkoslight sélectionne les «BIN» ou groupes auxquelles appartiennent toutes les LED employées pour les luminaires de production. C'est ainsi que nous parvenons à réduire la marge de tolérance de ces trois caractéristiques et à assurer une meilleure stabilité du flux lumineux, du voltage et de la température chromatique.

FLUX LUMINEUX (lumen)

Quantité totale de lumière émise par une source de lumière dans l'espace l'entourant.

ÉCLAIREMENT (lux)

Quantité de flux lumineux reçue par une surface. Le lux peut également être défini comme la quantité de lumens par m^2.

EFFICACITÉ LUMINEUSE (lm/W)

Elle indique l'efficacité par laquelle une source lumineuse convertit l'énergie en lumière.

EFFICACITÉ DU LUMINAIRE — LOR (%)

Rapport entre le flux lumineux du luminaire et le flux lumineux des sources de lumière.

RÉGLAGE

CASAMBI
Les accessoires Casambi permettent un contrôle sans fil des luminaires du catalogue compatibles avec l'application Casambi, disponible sur Apple et Play Store. La technologie de contrôle d'éclairage de Casambi offre la possibilité de mettre en place et développer un système de contrôle d'éclairage sur mesure, que ce soit dans l'éclairage professionnel ou le secteur résiden.

DALI (Digital Addressable Lighting Interface)
Il s'agit d'une norme de régulation pour luminaire permettant d'intégrer à un même système l'équipement de contrôle de différents fabricants. Un système DALI est composé d'un régulateur et d'un ou plusieurs dispositifs destinés à l'installation lumineuse (drivers, capteurs, interrupteurs, boutons poussoirs...) qui dépendent de l'interface DALI.

DIM ON BOARD
Le luminaire dispose de son propre dimmer intégré, pour un contrôle direct et individuel.

MATTER
Matter est un langage open source permettant de connecter des appareils intelligents. Il est conçu pour que n'importe quelle entreprise puisse l'utiliser afin de développer ses propres appareils intelligents, applications mobiles et services cloud, de manière à ce qu'ils puissent communiquer et fonctionner ensemble de manière transparente. Matter permet l'interopérabilité entre les écosystèmes et les fabricants de différents appareils intelligents. Cette nouvelle norme est une initiative d'Apple, de Google, d'Amazon et Samsung, ce qui signifie que la majorité de leurs écosystèmes domotiques et de bâtiments seront compatibles avec Matter dès le début.

PUSH DIM
Se contrôle grâce à un bouton poussoir.
Aucune norme n'existe en matière de réglage par pression, et il existe diverses options de câblage et d'installation pour ce type de réglage, selon le fabricant de matériel. En général, l'installation requiert un ou deux câbles supplémentaires, en fonction de chaque fabricant.

PHASE CUT
La réduction de phase ne requiert aucune ligne de contrôle supplémentaire, en connectant un régulateur série entre la ligne d'alimentation et le matériel. Selon la manière comment la réduction de tension du réseau est effectuée, nous pouvons distinguer le Leading-edge et le Trailing-edge.

Glossaire

RENSEIGNEMENTS TECHNIQUES

UGR

Échelle unifiant les différentes méthodes d'évaluation de l'éblouissement.
L'UGR a pour fin la définition d'une perception subjective en termes mesurables, en prenant en compte l'éventuel éblouissement engendré par tous les luminaires situés dans le champ de vision d'un observateur. Les valeurs oscillent entre 10 et 30, où 10 correspond à «aucun éblouissement» et 30 à un «éblouissement perturbant».
L'UGR n'est pas une caractéristique propre au luminaire, sinon du contexte d'installation. Par conséquent, les UGR présentés dans ce catalogue ont été calculés en fonction d'une installation standard. Nous vous conseillons de calculer l'UGR réel de votre installation afin d'assurer la valeur souhaitée. Dans ce catalogue, tous les UGR ont été calculés en se basant sur les valeurs suivantes : 4H 2H Shr1

IK

L'indice de protection IK est une classification numérique internationale définissant le degré de protection contre les impacts mécaniques externes fourni par une enveloppe de matériel électronique, comme indiqués au Tableau 1.

CODE IP

Système de codification indiquant le degré de protection fourni par une enveloppe contre l'accès aux parties dangereuses, la pénétration de corps solides étrangers et la pénétration d'eau. Le code IP est composé de deux chiffres situés juste après les lettres «IP», et dont le Tableau 2 récapitule leur signification.

SÉCURITÉ ÉLECTRIQUE

Luminaire de Classe I
Luminaire dont la protection contre les chocs électriques ne dépend pas exclusivement de l'isolation principale, mais également d'un moyen de sécurité supplémentaire sous forme de moyens de connexion entre les parties conductrices accessibles et un conducteur de production mis à la terre.

Luminaire de Classe II
Luminaire dont la protection contre les chocs électriques ne dépend pas exclusivement de l'isolation principale, mais également de moyens de sécurité supplémentaires, tels que la double isolation ou l'isolation renforcée, sans moyens de mise à la terre de protection ni dépendance des conditions d'installation.

Luminaire de Classe III
Luminaire dont la protection contre les chocs électriques dépend d'une alimentation de sureté à très basse tension, ne générant aucune tension supérieure à celle-ci.

TABLEAU 1

Code IK	IK00	IK01	IK02	IK03	IK04	IK05	IK06	IK07	IK08	IK09	IK10
Énergie d'impact (joules)	*	0.15	0.20	0.35	0.50	0.70	1	2	5	10	20

TABLEAU 2

	PREMIER CHIFFRE		**SECOND CHIFFRE**
IP	Protection contre les contacts électriques directs	Protection contre la pénétration de corps solides étrangers	Protection contre la pénétration d'eau
0	Aucune protection	Aucune protection	Aucune protection
1	Protection main	Corps ø > 50 mm	Égouttement vertica
2	Protection doigt ø > 12 mm et 80 mm de longueur	Corps ø > 12,5 mm	Égouttement dévié de 15° de la verticale
3	Protection outil	Corps ø > 2,5 mm	Pluie. Égouttement dévié de 60° de la verticale
4	Protection fil métallique	Corps ø > 1 mm	Projection d'eau dans toutes les directions
5	Protection fil métallique	La poussière peut pénétrer en quantité non préjudiciable	Jets d'eau dans toutes les directions
6	Protection fil métallique	Aucune pénétration de poussière	Forts jets d'eau dans toutes les directions
7	---	---	Immersion temporaire
8	---	---	Immersion prolongée (matériel submersible) dans le respect des conditions indiquées par le fabricant

NOTA SUI VALORI INDICATI IN QUESTO CATALOGO

I valori di potenza (W) e di flusso luminoso (lm) espressi in questo catalogo corrispondono alla sorgente luminosa. Per conoscere i valori di potenza del sistema (che comprende il consumo del driver), si rimanda alla scheda tecnica di ciascun articolo, disponibile su www.arkoslight.com

CRITERI DI QUALITÀ NELLA SELEZIONE DEI LED

Arkoslight seleziona minuziosamente le sue sorgenti di luce LED tenendo conto del metodo di classificazione "binning". Durante la produzione dei LED, dovuto alle tolleranze di fabbricazione, esistono variazioni nel flusso, la temperatura di colore e la tensione. Per questo motivo la produzione di LED è classificata in "BIN", secondo questi parametri. Nella scelta delle sorgenti luminose dei suoi apparecchi di illuminazione, Arkoslight seleziona i "BIN" o gruppi a cui appartengono tutti i LED che saranno utilizzati negli apparecchi di illuminazione in produzione. In questo modo, si riescono a ridurre le tolleranze di queste tre caratteristiche e si garantisce una maggiore stabilità del flusso luminoso, della tensione e della temperatura di colore.

FLUSSO LUMINOSO (lumen)

Quantità totale di luce emessa da una sorgente luminosa in tutto lo spazio che la circonda.

ILLUMINAMENTO (lux)

Quantità di flusso luminoso distribuito su una superficie. Il lux può essere definito anche come nº di lumen/m^2

EFFICACIA LUMINOSA (lm/W)

Indica l'efficienza di una sorgente luminosa nella conversione dell'energia elettrica in luce.

EFFICIENZA DELL'APPARECCHIO DI ILLUMINAZIONE - LOR (%)

Rapporto tra il flusso luminoso dell'apparecchio di illuminazione e il flusso luminoso delle sorgenti luminose.

REGOLAZIONE

CASAMBI
Gli accessori Casambi consentono di controllare in modalità wireless qualsiasi apparecchio di illuminazione del catalogo mediante la APP di Casambi, disponibile in Apple e Play Store. La tecnologia di controllo dell'illuminazione di Casambi offre la possibilità di implementare e sviluppare un sistema di controllo su misura, sia per l'illuminazione professionale che per il settore residenziale.

DALI (Digital Addressable Lighting Interface)
È uno standard di regolazione per gli apparecchi di illuminazione, che consente di integrare dispositivi di controllo di vari fabbricanti in uno stesso sistema. Un sistema DALI si compone di un regolatore e uno o più dispositivi di luce (driver, sensori, interruttori, pulsanti, ecc.) che possiedono un'interfaccia DALI.

DIM ON BOARD
L'illuminazione è dotata di un dimmer integrato, per un controllo diretto e individuale.

MATTER
Matter è un linguaggio open source per collegare dispositivi intelligenti. È progettato affinché qualsiasi azienda possa utilizzarlo per sviluppare i propri dispositivi intelligenti, applicazioni mobili e servizi cloud in modo che possano comunicare e funzionare insieme in modo perfetto. Matter consente l'interoperabilità tra ecosistemi e produttori di diversi dispositivi intelligenti. Questo nuovo standard è un'iniziativa di Apple, Google, Amazon e Samsung, quindi la maggior parte dei loro ecosistemi per la casa e gli edifici intelligenti sarà compatibile con Matter fin dall'ini.

PUSH DIM
Controllo tramite un interruttore a pulsante.
La regolazione tramite pulsante non possiede uno standard ed esistono varie opzioni di cablaggio e installazione per la stessa, a seconda del fabbricante dei dispositivi. In genere per l'installazione sono necessari uno o due cavi aggiuntivi, in base al fabbricante.

PHASE CUT
Il controllo di fase, chiamato anche diluizione di fase, si effettua senza dover installare una linea di controllo aggiuntiva, collegando in serie un regolatore tra la linea di alimentazione e il dispositivo. In base a come si effettui il controllo della tensione di rete, si distingue tra Leading-edge e Trailing-edge.

Glossario

INFO TECNICHE

UGR

Scala che unifica i vari metodi di valutazione dell'abbagliamento.
L'UGR cerca di descrivere una percezione soggettiva in termini di misura, considerando l'abbagliamento potenziale di tutti i punti luce situati all'interno del campo visivo di un osservatore. I valori oscillano tra 10 e 30, dove 10 significa "non abbagliamento" e 30 significa "abbagliamento molesto".
L'UGR è una caratteristica dell'impianto, non dell'apparecchio di illuminazione, pertanto gli UGR di questo catalogo sono stati calcolati in base a un impianto standard. Raccomandiamo di calcolare l'UGR particolare del proprio impianto, al fine di assicurare il valore desiderato. In questo catalogo tutti gli UGR sono stati calcolati in base ai valori: 4H 2H Shr1

IK

Il grado di protezione di IK è una classificazione numerica internazionale per i gradi di protezione forniti dai materiali elettrici di rivestimento contro gli impatti meccanici esterni, come indicato nella Tabella 1.

CODICE IP

Sistema di codifica che indica il grado di protezione fornito da un materiale di rivestimento rispetto all'accesso a parti pericolose, alla penetrazione di corpi estranei solidi e di acqua. Il codice IP è formato da due cifre situate immediatamente dopo le lettere "IP", il cui significato è espresso nella Tabella 2.

SICUREZZA ELETTRICA

Illuminazione di Classe I
Illuminazione in cui la protezione contro gli shock elettrici non è unicamente affidata all'isolamento principale, ma è dotata di una misura di sicurezza supplementare sotto forma di mezzo di connessione delle parti conduttrici, accessibili ad un conduttore di protezione e messa a terra.

Illuminazione di Classe II
Illuminazione in cui la protezione contro gli shock elettrici non è unicamente affidata all'isolamento principale, ma è dotata di misure di sicurezza supplementari come il doppio isolamento o l'isolamento rinforzato e di sistemi in cui non esistono mezzi di messa a terra di protezione o vincoli nelle condizioni di installazione.

Illuminazione di Classe III
Illuminazione in cui la protezione contro gli shock elettrici è affidata al sistema di alimentazione a bassissima tensione e in cui non si genera mai un carico di tensione superiore alla stessa.

TABELLA 1

Codice IK	IK00	IK01	IK02	IK03	IK04	IK05	IK06	IK07	IK08	IK09	IK10
Energia di impatto (luglio)	*	0.15	0.20	0.35	0.50	0.70	1	2	5	10	20

TABELLA 2

	PRIMA CIFRA		**SECONDA CIFRA**
IP	Protezione contro il contatto elettrico diretto	Protezione contro la penetrazione di corpi estranei solidi	Protezione contro la penetrazione di acqua
0	Nessuna protezione	Nessuna protezione	Nessuna protezione
1	Protetto dal contatto con la mano	Corpi ø > 50 mm	Gocciolamento verticale
2	Protetto dal contatto con le dita ø > 12 mm e 80 mm di lunghezza	Corpi ø > 12,5 mm	Gocciolamento deviato di 15º rispetto alla verticale
3	Protetto dall'inserimento di strumenti	Corpi ø > 2,5 mm	Pioggia. Gocciolamento deviato di 60º rispetto alla verticale
4	Protetto dall'inserimento di filo di ferro	Corpi ø > 1 mm	Getti d'acqua in tutte le direzioni
5	Protetto dall'inserimento di filo di ferro	Può penetrare polvere in quantità non dannose	Getti d'acqua in tutte le direzioni
6	Protetto dall'inserimento di filo di ferro	Nessun accesso di polvere	Forti getti d'acqua in tutte le direzioni
7	---	---	Immersione temporanea
8	---	---	Immersione prolungata (Materiale sommergibile) in condizioni indicate dal produttore

HINWEIS ZU DEN IN DIESEM KATALOG ANGEGEBENEN WERTEN

Die in diesem katalog angegebenen Werte für Leistung (W) und Lichtstrom (lm) entsprechen der Lichtquelle. Wenn Sie die Leistungswerte des Systems (einschließlich des Treiberverbrauchs) wissen möchten, finden Sie diese in den auf www.arkoslight.com verfügbaren technischen Datenblättern der jeweiligen Referenzen.

QUALITÄTSKRITERIEN FÜR DIE LED-AUSWAHL

Arkoslight wählt seine LED-Lichtquellen sorgfältig unter Berücksichtigung der Kategorisierungsmethode „Binning“ aus. Bei der LED-Produktion kommt es aufgrund von Fertigungstoleranzen zu Schwankungen bei Lichtstrom, Farbtemperatur und Spannung. Aus diesem Grund wird die Produktion von LED nach diesen Parametern in „BIN“ unterteilt. Bei der Auswahl der Lichtquellen für seine Leuchten wählt Arkoslight die „BIN“ oder Gruppen aus, zu denen alle LED gehören, die in den Produktionsleuchten verwendet werden. Dadurch wird der Toleranzbereich dieser drei Merkmale verringert und eine größere Stabilität des Lichtstroms, der Spannung und der Farbtemperatur gewährleistet.

LICHTSTROM (lumen)

Die gesamte Lichtmenge, die von einer Lichtquelle in den sie umgebenden Raum abgegeben wird.

BELEUCHTUNGSSTÄRKE (lux)

Menge des auf einer Oberfläche empfangenen Lichtstroms. Lux kann auch als Anzahl der lumen/m^2 definiert werden.

LICHTWIRKSAMKEIT (lm/W)

Gibt an, wie effizient eine Lichtquelle elektrische Energie in Licht umwandelt.

WIRKUNGSGRAD DER LEUCHTE - LOR (%)

Verhältnis zwischen dem Lichtstrom der Leuchte und dem Lichtstrom der Lichtquellen.

REGULIERUNG

CASAMBI
Mit dem Zubehör Casambi können Sie jede Leuchte aus dem Katalog drahtlos über die Casambi APP steuern, die im Apple und Play Store erhältlich ist. Die Lichtsteuerungstechnologie von Casambi bietet die Möglichkeit, ein maßgeschneidertes Lichtsteuerungssystem sowohl für die professionelle Beleuchtung als auch für den Wohnbereich zu implementieren und zu entwickeln.

DALI (Digital Addressable Lighting Interface)
Es handelt sich um einen Dimmstandard für die Beleuchtung, der die Integration von Betriebsgeräten verschiedener Hersteller in ein einziges System ermöglicht. Ein DALI-System besteht aus einem Controller und einem oder mehreren Geräten für die Beleuchtungsanlage (Treiber, Sensoren, Schalter, Taster usw.), die über eine DALI-Schnittstelle verfügen.

DIM ON BOARD
Die Leuchte verfügt über einen integrierten Dimmer zur direkten und individuellen Steuerung.

MATTER
Matter ist eine Open-Source-Sprache zur Verbindung von intelligenten Geräten. Sie wurde entwickelt, damit jedes Unternehmen sie verwenden kann, um seine eigenen intelligenten Geräte, mobilen Anwendungen und Cloud-Dienste zu entwickeln, damit sie nahtlos miteinander kommunizieren und zusammenarbeiten können. Matter ermöglicht die Interoperabilität zwischen Ökosystemen und Herstellern verschiedener intelligenter Geräte. Dieser neue Standard ist eine Initiative von Apple, Google, Amazon und Samsung, daher werden die meisten ihrer Smart-Home- und Gebäude-Ecosystems von Anfang an mit Matter kompatibel sein.

PUSH DIM
Für die Push Dimmung gibt es keine Norm, und je nach Gerätehersteller sind unterschiedliche Verdrahtungs- und Installationsoptionen für diese Art der Regelung verfügbar. In der Regel werden je nach Hersteller ein oder zwei zusätzliche Kabel für die Installation benötigt.

PHASE CUT
Die Phasenschnitt erfolgt ohne eine zusätzliche Steuerleitung, indem ein Dimmer zwischen Netzzuleitung und Gerät geschaltet wird.
Je nachdem, wie die Netzspannung geschaltet wird, kann zwischen Leading-Edge und Trailing-Edge unterschieden werden.

Glossar

TECHNISCHE INFORMATION

UGR

Eine Skala, die die verschiedenen Methoden der Blendungsbewertung vereinheitlicht. Die UGR versucht, eine subjektive Wahrnehmung messbar zu machen, indem sie die potenzielle Blendung aller Leuchten im Sichtfeld des Betrachters berücksichtigt. Die Werte reichen von 10 bis 30, wobei 10 für “keine Blendung” und 30 für “störende Blendung” steht.
Die UGR ist keine Eigenschaft der Leuchte selbst, sondern der Installation. Daher wurde die in diesem Katalog angegebene UGR anhand einer Standardinstallation berechnet. Wir empfehlen, die spezifische UGR Ihrer Anlage zu berechnen, um den gewünschten Wert sicherzustellen. In diesem Katalog wurden alle UGRs nach folgenden Werten berechnet:
4H 2H Shr1

IK

Der IK-Schutzgrad ist eine internationale numerische Klassifizierung für den Schutzgrad von elektrischen Gehäusen gegen äußere mechanische Einwirkungen, wie in Tabelle 1 angegeben.

IP-CODE

Kodierungssystem zur Angabe der Schutzarten, die ein Gehäuse gegen den Zugang zu gefährlichen Teilen, das Eindringen von festen Fremdkörpern und das Eindringen von Wasser bietet. Der IP-Code besteht aus zwei Ziffern, die unmittelbar auf die Buchstaben “IP” folgen und deren Bedeutung in der Tabelle 2 angegeben ist.

TABELLE 1

IK-Code	IK00	IK01	IK02	IK03	IK04	IK05	IK06	IK07	IK08	IK09	IK10
Aufprallenergie (J)	*	0.15	0.20	0.35	0.50	0.70	1	2	5	10	20

TABELLE 2

	ERSTE KENNZIFFER		**ZWEITE KENNZIFFER**
IP	Schutz gegen direkte elektrische Berührung	Schutz gegen das Eindringen von festen Fremdkörpern	Schutz gegen das Eindringen von Wasser
0	Kein Schutz	Kein Schutz	Kein Schutz
1	Schutz gegen Zugang mit dem Handrücken	Fremdkörper ø > 50 mm	Schutz gegen Tropfwasser
2	Schutz gegen Zugang mit einem Finger ø > 12 mm und 80 mm Länge	Fremdkörper ø > 12,5 mm	Schutz gegen fallendes Tropfwasser, Gehäuse um 15° geneigt
3	Schutz gegen Zugang mit Werkzeug	Fremdkörper ø > 2,5 mm	Schutz gegen Regen. Fallendes Tropfwasser, Gehäuse um 60° geneigt
4	Schutz gegen Zugang mit einem Draht	Fremdkörper ø > 1 mm	Schutz gegen allseitiges Spritzwasser
5	Schutz Zugang mit einem Draht	Eindringen von Staub in nicht schädlicher Menge möglich	Schutz gegenallseitiges Strahlwasser
6	Schutz gegen Zugang mit einem Draht	Kein Eindringen von Staub	Schutz gegen kräftiges allseitiges Strahlwasser
7	---	---	Schutz bei zeitweiligem Untertauchen
8	---	---	Schutz bei dauerndem Untertauchen (Unterwasserfähiges Material) gemäß den Herstellerangaben

ELEKTRISCHE SICHERHEIT

Leuchte der Klasse I
Leuchte, bei der sich der Schutz gegen elektrischen Schlag nicht auf die Hauptisolierung beschränkt, sondern eine zusätzliche Sicherheitsmaßnahme in Form einer Verbindung der zugänglichen leitenden Teile mit einem Schutzleiter vorgesehen ist.

Leuchte der Klasse II
Leuchte, bei der der Schutz gegen elektrischen Schlag nicht nur durch die Hauptisolierung gewährleistet ist, sondern zusätzliche Sicherheitsmaßnahmen wie doppelte Isolierung oder verstärkte Isolierung umfasst und bei der es keine Mittel zur Schutzerdung oder Abhängigkeit von den Installationsbedingungen gibt.

Leuchte der Klasse III
Leuchte, bei der der Schutz gegen elektrischen Schlag durch die Versorgung mit sehr niedriger Sicherheitsspannung gewährleistet ist und bei der keine höheren Spannungen als diese erzeugt werden.

Colours

The lighting values indicated for each ref. code correspond to the results obtained from the tests carried out on the first mentioned colour of the list.

B | White

WT | Textured White

W | Matt White

WB | Bright White

WG | White-Gold

WR | White-Red

WN | White-Black

NW | Black-White

NT | Textured Black

N | Matt Black

NB | Bright Black

PGB | Bright Pebble Grey

NG | Black-Gold

NR | Black-Red

R | Red

G | Gold

BC | Brushed Copper

BG | Brushed Gold

SP | Textured Salmon Pink

LG | Textured Light Green

OG | Textured Olive Grey

OX | Textured Oxidon

GT | Textured Black Grey

WTMG | Textured white - Metallized gold

WMG | White - Metallized gold

NTMG | Textured black - Metallized gold

NMG | Matt black - Metallized gold

Z | Aluminium

NX | Stainless Steel

NS | Satin Nickel

PR | Primer Coating Finishing

CR | Chrome

BE | Textured Beige

PG | Textured Pebble Grey

ALASKA
BG = RAL not available. Electrolytic bath
N = Anodised, bath colour, looks alike RAL 9005

ART
BC = RAL not available. Electrolytic bath.
BG = RAL not available. Electrolytic bath.
NT = RAL 9005
NTMG = RAL not available. Metallic finish
WT = RAL 9016

AURAE
NT = RAL 9005
WT = RAL 9016

BASIC
NS = RAL not available. Electrolytic bath
W = RAL 9016

BLACK FOSTER
N = RAL 9005
NT = RAL 9005
NTMG = RAL not available. Metallic finish
NMG = RAL not available. Metallic finish
W = Colour in the mass looks alike RAL 9010
WN = Colour in the mass looks alike RAL 9016 & RAL 9005
WT = RAL 9016
WTMG = RAL 9005 not available. Metallic finish
WTW = RAL 9016

BRIGHT LINE
W = RAL 9016

BUDDY
N = RAL 9005
NG = RAL 9005 & RAL 1036
W = Colour in the mass looks alike RAL 9010
WG = Colour in the mass looks alike RAL 9010 & RAL 1036
WN = Colour in the mass looks alike RAL 9010 & RAL 9005

COCO
NT = RAL 9005
WT = RAL 9016

DARK
N = RAL 9005
NX = RAL not available. Stainless steel
OX = RAL not available

DEEP
WT = RAL 9016

DIVI
NT = RAL 9005
WT = RAL 9016

DROP
NT = RAL 9005
WT = RAL 9016

DUNE
BE = RAL 1001
NT = RAL 9005
OG = RAL 7002
PG = RAL7032
WT = RAL 9016

DUOMO
W = Colour in the mass looks alike RAL 9016

ENSO
NT = RAL 9005
WT = RAL 9016

ESSENTIALS
W = RAL 9016

FANCY SHAPE
NT = RAL 9005
WT = RAL 9016

FIFTY+
NT = RAL 9005
WT = RAL 9016

FIT
G = RAL not available. Paint of metallic nanoparticles
NT = RAL 9005
WT = RAL 9016

FLASH
GT = RAL 7021
OX = RAL not available

FLIP
NT = RAL 9005
NTMG = RAL not available. Metallic finish
WT = RAL 9016
WTW = RAL 9016

FOX
W = Colour in the mass looks alike RAL 9016

HEY JOE
NB = RAL 9005
PGB = RAL7032
WB = RAL 9016

HIDDEN
NT = RAL 9005
WT = RAL 9016

HOLLY
NT = RAL 9005
WT = RAL 9016

HUBBLE
NT = RAL 9005
WT = RAL 9016

iO
NT = RAL 9005
WT = RAL 9016

LARK - 111
N = RAL 9005
W = RAL 9016

LENS LIGHT
N = Colour in the mass looks alike RAL 9005
W = Colour in the mass looks alike RAL 9016

LEX
G = RAL 1036
N = RAL 9005
W = RAL 9016
WN = RAL 9016 & RAL 9005
Z = RAL 9006

LINE
N = Anodised, bath colour, looks alike RAL 9005
NT = RAL 9005
WT = RAL 9016

LIP
NT = RAL 9005
WT = RAL 9016

LOOP
BG = RAL not available. Electrolytic bath
N = RAL 9005
WT = RAL 9016

MADISON
W = RAL 9010

MICRO SHAPER
N = RAL 9005

MINIMAL TRACK
N = RAL 9005
WT = RAL 9016

MIX
W = RAL 9010

MR BEAM
GT = RAL 7021
OX = RAL not available
WT = RAL 9016

NANO
N = RAL 9005
NT = RAL 9005
W = RAL 9010
WT = RAL 9016

OLYMPIA
W = Colour in the mass looks alike RAL 9016

ORBITAL
N = RAL 9005
W = RAL 9016

PIPE
NT = RAL 9005
NTMG = RAL not available. Metallic finish
WT = RAL 9016
WTW = RAL 9016

PLUS
NT = RAL 9005
WT = RAL 9016

POINTER
N = RAL 9005
W = Colour in the mass looks alike RAL 9010

POP UP
NT = RAL 9005
WT = RAL 9016

PUCK
GT = RAL 7021
NT = RAL 9005
OX = RAL not available
WT = RAL 9016

QUAD
W = RAL 9010

REC
GT = RAL 7021
NT = RAL 9005
OX = RAL not available
PR = Primer coating finish
WT = RAL 9016

RHINO
NT = RAL 9005
WT = RAL 9016

SALT
NG = RAL 9005 & RAL 1036
NR = RAL 9005 & RAL 2004
NW = RAL 9005 & RAL 9016
WG = RAL 9016 & RAL 1036
WR = RAL 9016 & RAL 2004
WW = RAL 9016 & RAL 9016

SCOPE
NG = RAL 9005 & RAL 1036
NN = RAL 9005 & RAL 9005
WG = RAL 9016 & RAL 1036
WR = RAL 9016 & RAL 2004
WW = RAL 9016 & RAL 9016

SHOT LIGHT
BG = RAL not available. Electrolytic bath
CR = RAL not available. Electrolytic bath
N = Colour in the mass looks alike RAL 9005
NMG = RAL not available. Metallic finish
NT = Colour in the mass looks alike RAL 9005
NTMG = RAL not available. Metallic finish
W = Colour in the mass looks alike RAL 9016
WMG = RAL not available. Metallic finish
WT = Colour in the mass looks alike RAL 9016
WTW = Colour in the mass looks alike RAL 9016

SIX
NT = RAL 9005
WT = RAL 9016

SKIP
GT = RAL 7021
OX = RAL not available

SKY
WT = RAL 9016

SLIM
GT = RAL 7021
OX = RAL not available
WT = RAL 9016

SLIMGOT
NT = RAL 9005
WT = RAL 9016

SPIN
NT = RAL 9005
WT = RAL 9016

STANDUP
NT = RAL 9005
WT = RAL 9016

STEP
N = RAL 9005
NX = RAL not available. Stainless steel
OX = RAL not available
W = RAL 9016

STICK
NT = RAL 9005
WT = RAL 9016

STRAM
NT = RAL 9005
WT = RAL 9016

SWAP
G = RAL 1036
N = RAL 9005
W = Colour in the mass looks alike RAL 9010
W65 = Colour in the mass looks alike RAL 9010
WN = Colour in the mass looks alike RAL 9010 & RAL 9005
Z = RAL 9006

THOR
NT = RAL 9005
WT = RAL 9016

TOP
NT = RAL 9005
WT = RAL 9016

TRACK 1L / 3L
B = RAL 9016
N = RAL 9005

TRACK 48V
N = RAL 9005
NT = RAL 9005
WT = RAL 9016

TRAY
NT = RAL 9005
WT = RAL 9016

TWIST
NT = RAL 9005
WT = RAL 9016

UP
NT = RAL 9005
WT = RAL 9016

VOLA
NT = RAL 9005
WT = RAL 9016

WALLY
N = Colour in the mass looks alike RAL 9005
W = Colour in the mass looks alike RAL 9016

WARP
NT = RAL 9005

WELLIT
NT = RAL 9005
WT = RAL 9016

WIZ
NT = RAL 9005
WT = RAL 9016

YORU
LG = RAL 6027
NT = RAL 9005
OX = RAL not available
PG = RAL 7032
SP = RAL 3022
WT = RAL 9016

ZENIT
NT = RAL 9005
WT = RAL 9016

ZEN TUBE
NT = RAL 9005
WT = RAL 9016

Symbols

GLOSSARY

	ES	EN	FR	IT	DE
L	Longitud (en mm).	Length (in mm).	Longueur (en mm).	Lunghezza (in mm).	Länge (in mm).
AL	Aluminio	Aluminium	Aluminium	Alluminio	Aluminium
PC	Policarbonato	Polycarbonate	Polycabonate	Policarbonato	Polycarbonat
PE	Polietileno	Polyethylene	Polyéthylène	Poietilene	Polyäthylen
GL	Cristal	Glass	Verre	Vetro	Glas
PMMA	Polimetilmetacrilato	Polymethyl methacrylate	Polyméthacrylate de méthyle	Polimetilmetacrilato	Polymethylmetacrylat
INOX	Acero inoxidable	Stainless steel	Acier inoxidable	Acciaio inossidabile	Edelstahl
MATT	Mate	Matt	Opaque	Opaco	Matt
TRANS	Transparente	Transparent	Transparent	Trasparente	Transparent
ABS	Acrilonitrilo Butadieno Estireno	Acrylonitrile Butadiene Styrene	Acrylonitrile Butadiène Styrène	Acrilonitrile Butadiene Stirene	Acrylnitril-Butadien-Styrol
LOR	*Lumen Output Ratio.*	Lumen Output Ratio.	*Lumen Output Ratio.*	*Lumen Output Ratio.*	*Lumen Output Ratio.*
IPXX	Índice de estanqueidad	Sealing rating	Indice d'étanchéité	Indice di sigillatura	Schutzgrad gegen Eindringen von Staub und Feuchtigkeit
IKXX	Índice de protección contra impactos	Impact resistance	Indice de protection contre des impacts	Indicizzi di protezione contro impatti	Stoßfestigkeitsgrad
MAX XX W	Potencia máxima	Maximum power	Puissance Maximum	Potenza massima	Maximale Leistung
CCT	Temperatura de color	Colour Temperature	Température de couleur	Temperatura di colore	Farbtemperatur
	Cuerpo	Boddy	Corps	Corpo	Körper
	Reflector	Screen	Réflecteur	Riflettore	Reflektor
	Cristal óptico	Optical glass	Verre optique	Verro ottico	Optischem glas
	Difusor	Diffuser	Diffuseur	Diffusore	Diffusor
	Filtro lineal	Linear filter	Filtre linéaire	Filtro lineare	Lineares Filter
	Lente refractora elíptica	Elliptical refractor	Réfracteur élliptique	Rifracttore ellittico	Linse (f. elliptischen Lichtkegel)
	Filtro panel de abeja	Honeycomb filter	Filtre nid d'abeilles	Filtri favo	Waben-Raster
	Pantalla asimétrica	Asymmetric screen	Accesoire asymetrique	Visiera asimetrica	Assymetrischer Schirm/Blende
	Difusor homogeneizador del haz de luz	Beam Mixer Diffuser	Diffuseur homogénéisateur de faisceau lumineux	Diffusore di fascio luminoso misto	Strahlenmischdiffusor
	Bisel extra	Add-on bezel	Collerette extra	Cornice extra	Zusatz-Zierring
01	Certificado ENEC	ENEC certified	Certifié ENEC	Certificato ENEC	ENEC-Zertifizierung
IEC	Certificado IEC	IEC certified	Certifié IEC	Certificato IEC	IEC-Zertifizierung
	Compatible con la normativa francesa RT2012 & BBC	Compatible with the French Standard RT2012 & BBC	Compatible avec la Norme française RT2012 & BBC	Compatibile con la normativa francese RT2012 & BBC	Kompatibel mit der französischen Norm RT2012 & BBC

	ES	EN	FR	IT	DE
	Clase I	Class I	Classe I	Classe I	Klasse I
	Clase II	Class II	Classe II	Classe II	Klasse II
III	Clase III	Class III	Classe III	Classe III	Klasse III
12 V	Tensión de alimentación 12V	Input supply voltage 12V	Tension d'alimentation de l'ampoule 12V	Tensione di alimentazione della lampada 12V	Anschlussspannung 12V
24 V	Tensión de alimentación 24vdc	Power supply voltaje 24vdc	Tension d'alimentation de l'ampoule 24vdc	Tensione di alimentazione della lampada 24vdc	Netzspannung 24vdc
48 V	Tensión de alimentación 48vdc	Power supply voltaje 48vdc	Tension d'alimentation de l'ampoule 48vdc	Tensione di alimentazione della lampada 48vdc	Netzspannung 48vdc
220 240 V~	Tensión de alimentación 220-240V	Power supply voltaje 220-240V	Tension d'alimentation de l'ampoule 220-240V	Tensione di alimentazione della lampada 220-240V	Netzspannung 220-240V
EXCL	Equipo no incluido	Control gear not included	Équipement non inclus	Alimentatore non compreso	Vorschaltgerät exklusive
INCL	Equipo electrónico incluido	Electronic control gear included	Équipement électronique inclus	Alimentatore elettronico compreso	Vorschaltgerät elektronische inklusive
	Accesorio trimless	Trimless accessory	Accessoire trimless	Accessorio trimless	Trimless Zubehör
	Alojamiento en mm para empotrables	Fitting hole for recessed luminaires in mm	Espace d'emplacement en mm pour encastrables	Foro in mm ad incasso	Einbauloch in mm
	Empotrable cuadrado para agujero redondo	Squared fixture for round fitting holes	Encastrable carré pour trou rond	Quadrato da incasso per foro rotondo	Quadratische Leuchte mit rundem Einbauloch
	Ángulo de basculación	Tilting angle	Angle de basculation	Angolo di inclinazione	Drehwinkel - Kippwinkel
	Doble basculación	Double tilting actión	Double basculation	Doppia inclinazione	Doppelte Schwenkbarkeit
	Ángulo de giro	Rotation angle	Angle de rotation	Angolo di rotazione	Drehwinkel
FAST | CONNEC	Conexión rápida	Fast connection	Conexion rapide	Collegamento rapido	Schnellsteckeranschluss
EXCL	Bloque de conexión no incluido	Terminal strip not included	Bande terminale connector exclus	Morsetto non compreso	Ohne Klemmenleiste
	Conector USB-C	USB-C connector	Port USB-C	USB-C connect	USB-C Verbindungskabel
	Cargador universal	Universal charger	Chargeur universel	Caricatore universale	Universal-Ladegerät
	Conexión con enchufe	Plug-in	Connexion avec prise	Collegamento con spina	Anschluss mit Stecker
	Tipo de carril	Rail Type	Type de rail	Tipo de binario	Schienemodelle
	Regulable	Dimmable	Gradable	Dimmerabile	Dimmbar
CABLE	Longitud del cable	Cable length	Longueur de câble	Lunghezza di cavo	Hängekabel Schnelljustierungsvorrichtung
	Regulación rápida del cable de suspensión	Quick adjustment for cable suspension	Régulation rapide du câble de suspension	Regolazione rapida del cavo di sospensione	Schnelle Regulation del Hängekabels
	Control inalámbrico	Wireless control	Contrôle sans fil	Wireless control	Wireless control
	Dispositivo para alumbrado de emergencias	Emergency lighting device	Dispositif pour éclairage de secours	Dispositivo por iluminazione di emergenza	Notbeleuchtung
	Batería LI-ION	LI-ION battery	Batterie au lithium-ion	Batteria agli ioni di litio	Lithium-Ionen-Akku
	Tipo de instalación y dirección del haz de luz	Instalation type and light beam direction	Type d'installation et direction du faisceau lumineu	Tipo d'impianto e direzione del fascio	Art und Ausrichtung des Lichtkegels
	Confort visual. UGR *(Unified Glare Rating)*	UGR (Unified Glare Rating) Visual comfort	Confort visuel. UGR *(Unified Glare Rating)*	Comfort visivo. UGR *(Unified Glare Rating)*	Sehkomfort. UGR *(Unified Glare Rating)*
	Estabilidad cromática: Pasos MacAdam	Chromatic stability: MacAdam Steps	Stabilité chromatique: Pas MacAdam	Stabilità cromatica: Step MacAdam	Farbstabilität: MacAdam Stufen
	Carga máxima soportada	Maximum supported load	Charge maximale supportée	Carico massimo supportato	Maximale Traglast
	Temperatura máxima en supeficie	Maximum surface temperature	Température Maximale sur une surface	Temperatura massima in superficie	Maximale Temperatur an der Oberfläche
OUTDOOR	Válido para exterior	Suitable for outdoor use	Agréé pour l'extérieur	Adatto per uso esterno	Geeignet für Ausseninstallation

Reference

INDEX

0000-55-XX 276
0037-01-01 355
0038-01-01 355
0223-00-00 164, 165, 169, 174, 175, 180, 182, 183, 184, 231, 266, 267, 268, 269, 292, 293, 294, 295, 298, 299
0224-00-00 292, 293, 294, 295, 298, 299
032X**-01-01** 355
033X**-01-01** 355
0350-00-00 87
0354-00-00 88
0355-00-00 88
0419-00-00 355
0433-00-21 51, 53, 362
0433-00-23 363
0433-01-07 362
0433-01-32 99, 101, 103, 104, 222, 223, 225, 336, 346, 347, 373
0433-01-35 99, 101, 103, 104, 222, 223, 225, 336, 371
0433-01-36 371
0433-01-37 51, 53, 362
0433-01-38 51, 53, 362
0433-01-39 51, 53, 362
0433-01-40 51, 53, 362
0433-01-41 51, 53, 362
0433-01-42 51, 53, 362
0433-01-43 51, 53, 362, 371
0433-01-45 373
0433-10-22 99, 101, 103, 104, 222, 223, 225, 320, 336, 363
0433-10-23 320, 363
0433-10-24 320, 363
0433-10-25 371
0434-00-0X 355
0434-00-1X 355
0434-00-31 371
0434-00-35 371
0434-00-36 123, 344, 345, 362, 369
0434-00-37 123, 344, 345, 362, 369
0434-00-38 344, 345, 362, 369
0434-00-39 122, 123, 206, 207, 340, 341, 343, 362, 369
0434-00-40 120, 122, 126, 204, 206, 339, 343, 362, 369
0434-00-41 206, 339, 343, 362, 369
0434-00-42 74, 117, 122, 126, 135, 362
0434-00-43 126, 362
0434-00-44 74, 117, 126, 135, 362
0434-00-45 126, 362
0434-00-46 120, 122, 126, 204, 362
0434-00-6X 374
0434-00-78 362
0434-00-79 123, 362, 207
0434-00-96 355
0434-01-0X 355
0434-01-07 371
0434-01-08 363
0434-01-14 373
0434-01-18 363
0434-01-23 206, 362
0434-01-24 135, 362
0434-01-25 120, 122, 204, 206, 362
0434-01-26 206, 339, 362
0434-01-29 362, 207
0434-01-30 207, 362
0434-01-31 241, 238, 371
0434-01-37 99, 101, 103, 104, 222, 223, 225, 336, 363
0434-01-41 362
0434-01-42 362
0434-01-43 120, 204, 362
0434-01-44 362
0434-01-45 362, 371
0434-01-46 362, 371
0434-01-47 362, 371
0434-01-48 362, 371
0434-01-53 117, 362
0434-01-54 117, 362
0434-01-61 237, 240, 306, 308, 312, 237, 240, 363
0434-01-62 237, 237, 240, 240, 306, 308, 312, 317, 326, 327, 334, 335, 346, 347, 363
0434-01-64 346, 347
0434-01-65 210
0434-01-66 339, 341, 343, 344, 345, 346, 347
0434-01-67 336
0434-01-68 336
0434-01-69 237, 240, 237, 240
0434-01-70 372
0434-01-71 372
0434-01-72 372
0434-01-75 346, 347
0434-01-80 237, 237, 240, 240, 306, 308, 312, 363
0434-01-81 335
0434-01-82 335
0434-01-83 335
0434-01-84 335
0434-01-85 45, 47, 362
0434-01-86 45, 47, 49, 362
0434-01-87 45, 47, 362
0434-01-88 45, 47, 362
0434-01-89 45, 47, 49, 362
0434-01-90 45, 47, 362
0434-01-91 45, 47, 49, 362, 371
0434-01-92 45, 47, 49, 362
0434-01-93 363
0434-01-94 45, 47, 362
0434-01-95 45, 47, 362
0434-01-96 49, 362
0434-01-98 51, 53, 362, 371
0434-01-99 363
0434-02-0X 368, 369
0434-02-10 368, 369
0434-02-11 368, 369
0434-02-12 368
0434-02-13 368
0434-02-14 368
0434-02-16 317, 363
0434-02-19 353
0434-02-2X 353
0434-02-3X 353
0458-00-00 353
0486-04-35 207, 362
0486-08-35 362
0486-12-70 362
0700-08-00 96, 139, 258, 286
0702-02-00 96, 139, 258, 286
0802-0X**-00** 95, 287
0805-01-00 97, 126, 127, 138, 256, 264, 265, 274, 292
0805-02-00 96, 139, 258, 286
0805-03-00 95, 287
0806-00-00 97, 138, 256, 274
0807-00-00 292, 126, 127, 264, 265
A010-1X**-**XX 90
A023-00-01 173, 181, 185, 186, 187, 189, 190, 191, 239, 241, 307, 313, 323, 359
A023-00-02 161, 185, 187, 189, 190, 191, 239, 241, 307, 313, 323, 359
A023-00-03 159, 174, 177, 180, 182, 183, 184, 193, 194, 195, 224, 359
A023-00-04 149, 150, 359
A023-00-05 185, 186, 187, 189, 190, 191, 193, 239, 241, 307, 313, 323, 359
A023-00-06 181, 359
A023-00-07 194, 359
A061-0X**-**XX 86
A063-0X**-**XX 86
A067-0X**-**XX 86
A070-0X**-**XX 68, 69
A071-0X**-**XX 70, 71
A155-XX**-**XX 87
A171-0X**-**XX 88
A187-XX**-**XX 83
A188-XX**-**XX 83
A189-0X**-**X 85
A190-0X**-**XX 84
A193-XX**-**XX 79
A194-XX**-**XX 78
A195-0X**-**XX 130
A197-XX**-**XX 81
A198-0X**-**XX 80
A200-XX**-**XX 96
A203-XX**-**XX 195
A204-XX**-**XX 89, 55, 56, 57, 58, 59
A212-XX**-**XX 54, 55, 56, 57
A216-2X**-**XX 58, 59
A217-0X**-**XX 82
A218-0X**-**XX 82
A219-20-01 279
A219-20-02 277, 278, 279
A219-21-01 278
A219-21-02 278
A219-21-03 278
A219-21-04 279
A219-21-05 279
A219-21-06 309, 320, 277, 279
A219-21-07 279
A219-21-08 279
A219-21-09 279
A219-21-10 277, 279, 309, 320
A219-21-11 277, 279
A219-21-12 279
A219-21-13 279
A219-21-14 279
A219-21-21 277, 279, 309, 320
A219-22-01 278
A219-22-02 278
A219-22-03 278
A219-22-06 277, 279, 309, 320
A219-22-10 279
A219-22-11 279
A220-0X**-**XX 187
A221-XX**-**XX 184
A222-XX**-**XX 184
A223-0X**-**XX 78
A224-0X**-**XX 78
A226-XX**-**XX 287
A235-XX**-**XX 79
A236-XX**-**X 81
A237-0X**-**XX 80
A246-0X**-**XX 129
A248-XX**-**XX 77
A249-XX**-**XX 77
A250-XX**-**XX 77
A25X**-**XX**-**XX 91, 354
A251-X**0-0**X 128
A254-3X**-**XX 60
A255-3X**-**XX 61
A256-00-XX 200
A257-00-XX 76
A258-00-XX 76
A260-X**0-**XX 125
A261-X**0-0**X 181
A262-00-XX 274
A263-00-XX 138
A264-XX**-**XX 272, 273
A268-0X**-**XX 24
A269-0X**-0**X 26, 27
A271-XX**-**XX 65
A274-00-XX 343
A275-00-XX 341
A276-11-XX 95
A277-11-XX 95
A278-2X**-**XX 97
A280-00-1X 186
A281-X**0-**XX 183
A282-00-XX 277, 279
A282-XX**-**XX 276
A284-1X**-**XX 139
A284-2X**-**XX 286
A285-XX**-**XX 72
A286-XX**-**XX 281
A287-XX**-**XX 107
A288-00-XX 205
A295-00-XX 127
A296-00-XX 126
A297-0X**-**XX 32
A297-1X**-**XX 34
A297-2X**-**XX 32
A298-0X**-**XX 33
A298-1X**-**XX 35
A301-00-XX 344
A303-00-XX 318, 319
A303-10-0X 320
A304-00-XX 318, 319
A308-00-XX 200
A309-00-XX 201
A310-00-XX 201
A312-1X**-**XX 54
A312-2X**-**XX 55
A312-3X**-**XX 56
A312-4X**-**XX 57
A313-XX**-**XX 73
A314-XX**-**XX 73
A316-22-XX 58
A316-32-XX 59
A317-00-06 309
A319-XX**-**XX 12, 13, 14, 15
A320-1X**-**XX 118, 119
A321-XX**-**XX 189
A323-00-XX 255
A324-00-0X 285
A325-00-XX 109
A326-00-XX 255
A327-00-1X 285
A327-00-2X 275
A328-00-XX 109
A329-0X**-**XX 248
A330-0X**-**XX 247
A331-XX**-**XX 280
A332-XX**-**XX 107
A333-0X**-**XX 247
A334-0X**-**XX 106
A335-XX**-**XX 246
A336-0X**-**XX 106
A338-00-01 307, 309, 313, 238, 241
A338-00-02 307, 309, 313, 238, 241
A338-00-03 238
A338-00-04 238
A338-00-05 238
A338-00-06 239, 241
A338-00-07 239, 241
A338-00-08 238
A338-00-09 238
A338-00-10 238
A338-00-11 238
A338-00-12 307, 309, 313, 238, 241
A338-00-15 239
A338-00-16 239, 241, 307, 313
A338-00-17 239, 241, 307, 313
A338-00-18 239
A338-00-19 239
A338-00-21 238
A338-00-24 238, 241
A338-00-25 239, 241, 307, 313
A338-00-26 239, 241, 307, 313
A338-00-27 239, 241, 307, 313
A338-00-28 239, 241, 307, 313
A338-00-29 239
A338-00-3X 238, 241
A338-0X**-00** 236
A338-1X**-00** 236
A338-2X**-00** 236
A339-0X**-**XX 265
A340-0X**-**XX 264
A341-XX**-**XX 258
A342-0X**-**XX 148
A342-1X**-**XX 154
A343-0X**-**XX 148
A343-1X**-**XX 158
A344-XX**-**XX 249
A345-00-00 108, 136, 252, 253, 304
A345-0X**-**XX 252
A345-1X**-**XX 253
A345-2X**-**XX 108
A345-4X**-**XX 136
A345-35-XX 136
A346-00-00 108, 254
A346-0X**-**XX 254
A346-2X**-**XX 108
A348-0X**-**XX 256
A349-XX**-**XX 267
A350-XX**-**XX 268
A351-X**0-**XX 206
A353-XX**-**XX 207
A354-XX**-10** 60
A354-32-XX 60
A355-32-XX 61, 137, 275, 283
A356-0X**-**XX 283
A357-00-00 137, 283
A357-0X**-**XX 283
A366-XX**-**XX 275
A369-XX**-00** 70, 71
A374-X**0-**XX 16
A376-X**0-**XX 261
A377-0X**-**XX 129
A378-XX**-**XX 66
A378-00-29 66
A379-XX**-**XX 67
A380-XX**-**XX 92
A381-XX**-**XX 93
A382-XX**-**XX 94
A383-00-XX 227
A384-00-XX 222
A384-02-00 222, 225
A385-00-0X 227
A386-00-XX 230
A387-00-0X 101, 229
A387-00-XX 229
A388-00-0X 228
A389-00-XX 228
A392-00-0X 340
A393-00-0X 340
A394-XX**-**XX 150
A395-X**0-0**X 229
A396-00-XX 123
A399-00-00 101, 230, 250, 251, 304
A399-XX**-**XX 230
A400-0X**-**XX 225
A401-00-0X 74
A402-00-0X 217
A403-XX**-**XX 156
A40X**-**XX**-**XX 182, 266
A410-01-XX 231
A412-XX**-**XX 64
A414-XX**-**XX 10, 11
A415-20-1X 226
A416-X**0-**XX 260
A417-01-XX 293, 294
A417-02-XX 295
A417-03-XX 292, 298, 299
A418-X**0-0**X 294
A419-X**0-0**X 295
A420-X**0-**XX 298
A421-X**0-**XX 299
A425-X**0-**XX 174
A426-X**0-**XX 75
A427-X**0-**XX 292
A429-01-XX 102
A42X**-**X**0-**XX 293
A430-01-XX 102
A431-01-XX 100
A432-01-XX 100
A433-01-XX 102
A434-01-XX 100
A435-01-00 99, 101, 103, 104
A436-XX**-**XX 192
A437-XX**-**XX 192
A438-XX**-**XX 194
A439-0X**-0**X 205
A440-00-1X 345
A441-00-XX 130
A442-00-XX 185
A443-XX**-**XX 321
A444-XX**-**XX 322, 323
A445-XX**-**XX 131
A446-XX**-**XX 190, 191
A447-00-X**0** 321, 323
A448-XX**-**XX 37
A449-XX**-**XX 37
A450-00-01 312
A450-00-02 312
A450-00-03 312
A450-00-04 313
A450-00-05 313
A450-00-06 313
A450-00-07 238
A450-00-07 307
A450-00-07 313
A450-00-08 238, 307, 313
A450-00-09 307, 313
A450-0X**-00** 312
A451-X**0-**XX 311
A452-0X**-**XX 306, 307, 308
A453-XX**-**XX 303
A454-0X**-**XX 304
A455-XX**-**XX 175
A456-00-00 210
A457-00-XX 204
A458-0X**-0**X 309, 309
A459-X**0-0**X 117
A461-00-0X 204
A462-XX**-**XX 28
A463-XX**-**XX 29
A465-0X**-**XX 263
A466-0X**-**XX 240
A467-0X**-0**X 223
A468-20-1X 226
A469-0X**-0**X 42
A470-0X**-0**X 43
A471-0X**-**XX 137
A472-0X**-**XX 137
A473-XX**-**XX 142
A474-XX**-**XX 142
A475-X**0 0**X 336
A477-0X**-**XX 31
A478-00-00 99
A478-00-00 101, 103, 104, 356
A478-00-01 142, 146, 149, 150, 159, 161, 164, 165, 169, 173, 174, 175, 176, 180, 181, 183, 184, 185, 186, 187, 189, 190, 191, 193, 194, 195, 224, 239, 241, 307, 313, 323, 356
A478-00-02 27, 39, 43, 74, 356
A478-00-03 29, 75, 356
A478-00-04 31, 356
A478-00-05 33, 35, 45, 47, 49, 356
A478-00-06 51, 53, 356
A479-4X**-**XX 17
A480-XX**-**XX 120, 121
A481-4X**-**XX 259
A482-XX**-**XX 164
A483-0X**-**XX 165
A484-XX**-**XX 22
A485-XX**-**XX 23
A486-00-XX 122
A487-XX**-**XX 180
A488-XX**-**XX 180
A489-0X**-**XX 257
A490-00-XX 135
A491-0X**-**XX 113
A492-00-XX 98
A493-0X**-**XX 124
A494-00-0X 214
A495-0X**-**XX 30
A497-0X**-**XX 335
A498-XX**-**XX 242
A498-90-0X 99, 110, 132, 242, 305
A499-00-XX 98
A50X**-**XX**-**XX 182
A507-XX**-**XX 44
A508-XX**-**X 46
A508-10-90 47
A509-XX**-**XX 48
A509-10-90 49
A513-00-XX 343
A514-00-1X 344
A515-XX**-**XX 334
A516-00-XX 326
A517-00-XX 327
A518-00-XX 159
A519-0X**-**XX 243
A519-1X**-**XX 112
A520-00-00 213
A521-00-XX 345
A522-0X**-**XX 346
A523-0X**-**XX 346
A524-0X**-**XX 347
A525-0X**-**XX 347
A526-00-XX 262
A527-XX**-**XX 146
A528-1X**-**XX 146
A529-00-0X 339
A530-XX**-**XX 110
A531-X**0-**XX 183
A532-1X**-**XX 269
A533-X**0-**XX 160
A534-X**0-**XX 160
A535-X**0-**XX 173
A536-0X**-**XX 132
A537-0X**-00** 134
A537-0X**-**XX 134
A538-0X**-**XX 316, 317
A539-0X**-**XX 38
A540-0X**-**XX 39
A541-0X**-**XX 40
A542-0X**-**XX 304
A543-XX**-**XX 305
A544-00-XX 233
A545-00-XX 104
A546-X**0-**XX 12, 13, 14
A547-XX**-**XX 332
A548-XX**-**XX 250, 251
A549-00-0X 328
A550-00-0X 328
A551-00-XX 203
A552-00-XX 203
A553-XX**-00** 244
A553-90-0X 111, 133, 244, 282
A554-0X**-**XX 282
A555-XX**-**XX 111
A556-0X**-**XX 133
A558-XX**-**XX 18
A559-XX**-**XX 20
A560-00-XX 19, 21
A561-XX**-**XX 168
A562-XX**-**XX 168
A563-10-0X 330
A564-00-XX 176, 177
A565-00-XX 176
A566-00-XX 176
A567-00-XX 176
A568-XX**-**XX 50
A569-XX**-**XX 52
A570-X**0-**XX 357
A571-0X**-0**X 351
A571-1X**-0**X 352
A572-X**0-00** 198

Product

INDEX

ALASKA 174
ALASKA 24V 227
ALASKA Big 143
ALASKA Big Fancy Shape 295
ALASKA Big Trimless 75
ALASKA Fancy Shape 294
ALASKA Trimless 74
ART 148
ART Base 154
ART Chandelier 158
ART Modular 150
ART Modular Base 156
AURAE 205
BASIC 351
BATH 87
BLACK FOSTER 48V Tilt 5 259
BLACK FOSTER Asymmetric Recessed 16
BLACK FOSTER Asymmetric Trimless 20
BLACK FOSTER Custom Module Module 303
BLACK FOSTER Custom Module COCO 305
BLACK FOSTER Custom Module Module FIT 304
BLACK FOSTER Custom Module Surface 306
BLACK FOSTER Custom Module Trimless 308
BLACK FOSTER Micro 24V 226
BLACK FOSTER Micro 48V 260
BLACK FOSTER Micro Custom Module 311
BLACK FOSTER Micro Custom Surface 312
BLACK FOSTER Micro Recessed 10
BLACK FOSTER Micro Surface 117
BLACK FOSTER Recessed 12
BLACK FOSTER S Recessed 22
BLACK FOSTER S Trimless 23
BLACK FOSTER Surface 118
BLACK FOSTER Surface Remote 120
BLACK FOSTER Suspension 189
BLACK FOSTER Tilt 5 17
BLACK FOSTER Trimless 18
BRIGHT LINE 318
BUDDY 44
BUDDY L 50
BUDDY L Tilt Trimless 52
BUDDY L Trimless 50
BUDDY Tilt 46
BUDDY Tilt Trimless 46
BUDDY Trimless 44
BUDDY WALL WASHER 48
COCO 48V 242
COCO M 3L 282
COCO M 48V 244
COCO M Recessed 111
COCO M Surface 133
COCO Recessed 110
COCO SHAPER 48V 243
COCO SHAPER Recessed 112
COCO SHAPER Surface 134
COCO Surface 132
DARK 343
DARK Honeycomb 343
DARK M 344
DARK M1 48V 346
DARK M1 48V Asymmetric 347
DARK M1 48V Honeycomb 346
DARK M1 48V Wall Washer 347
DARK M Asymmetric 345
DARK M Honeycomb 344
DARK M Wall Washer 345
DEEP 77
DEEP Maxi 77
DEEP Mini 77
DIVI 316
DOT 86
DROP 79
DROP Maxi 79
DROP Micro 78
DROP Micro Trans 78
DROP Mini 78
DUNE 35 164
DUNE 35 48V 269
DUNE 55 165
DUOMO IP65/IP20 72
ENSO 198
FIFTY + HO Surface 131
FIFTY + HO Surface Custom 321
FIFTY + HO Suspension 190
FIFTY + HO Suspension Custom 322
FIFTY + Surface 131
FIFTY + Surface Custom 321
FIFTY + Suspension 190
FIFTY + Suspension Custom 322
FIFTY + UGR HO Surface 131
FIFTY + UGR HO Suspension 191
FIFTY + UGR Surface 131
FIFTY + UGR Suspension 191
FIT 20 24V 230
FIT 20 48V 249
FIT 27 24V 230
FIT 27 48V 250
FIT 35 48V 252
FIT 35 Recessed 108
FIT 35 Surface 136
FIT 50 48V 254
FIT 50 Recessed 108
FIT 65 283
FIT 65 1L 275
FIT 65 Surface 137
FIT 80 283
FIT 80 Surface 137
FLASH 339
FLIP 48V 257
FLIP Recessed 113
FLIP Surface 135
FOX 82
FOX Mini 82
GAP 88
HEY JOE 172
HIDDEN 96
HOLLY 183
HOLLY 48V 267
HOLLY Fancy Shape 299
HUBBLE 95
HUBBLE Double 95
iO 274
iO 48V 256
iO Micro 24V 229
iO Surface 138
Lark 355
Lark-111 354
LED STRIP 350
LENS LIGHT 42
LENS LIGHT Trimless 43
LEX 68
LEX Asymmetric 70
LEX Asymmetric Blue 71
LEX Blue 69
LEX Mini 66
LEX Mini Asymmetric 67
LINE 48V 261
LINE Micro 24V 229
LINE Micro Suspension 194
LINE Suspension 192
LIP 205
LOOP 1300 142
LOOP 1800 146
MADISON 84
MAGNETIC 24V COCO 98
MAGNETIC 24V FIT 100
MAGNETIC 24V Flip 98
MAGNETIC 24V iO Micro 100
MAGNETIC 24V MICRO SHAPER 104
MAGNETIC 24V PLUS Micro 102
MAGNETIC 24V SIX XS 102
MAGNETIC 24V TOP Micro 102
MICRO SHAPER 24V 233
MINIMAL TRACK 24V 222
MIX 83
MIX Mini 83
MR BEAM 328
NANO Recessed 38
NANO Tilt 40
NANO Trimless 39
OLYMPIA 76
OLYMPIA Mini 76
ORBITAL Lark-111 90
PIPE 180
PLUS 284
PLUS 48V 255
PLUS Micro 24V 228
PLUS Mini 284
PLUS Mini 1L 275
PLUS Mini 48V 255
PLUS Mini Recessed 109
PLUS Recessed 109
POINTER 65
POP UP 97
PUCK L 128
PUCK L Recessed 73
PUCK M 128
PUCK M Recessed 73
PUCK Outdoor 330
PUCK S 48V 262
PUCK S Recessed 73
QUAD 85
REC 200
REC Asymmetric 203
REC Asymmetric Mini 203
REC Double 201
REC Double Engine 201
REC Double Mini 201
REC Micro 204
REC Mini 200
REC Outdoor 326
REC Slim 204
RHINO 206
SALT 187
SALT Mini 186
SCOPE 181
SCOPE Surface 125
SHOT LIGHT 24
SHOT LIGHT Big 37
SHOT LIGHT M 32
SHOT LIGHT M Asymmetric 34
SHOT LIGHT M Asymmetric Trimless 35
SHOT LIGHT M Trimless 33
SHOT LIGHT M Surface 123
SHOT LIGHT S 28
SHOT LIGHT S Flex 31
SHOT LIGHT S Semi Recessed 30
SHOT LIGHT S Surface 122
SHOT LIGHT S Surface 25 124
SHOT LIGHT S Trimless 29
SHOT LIGHT Trimless 26
SIX L 281
SIX L 48V 248
SIX L Recessed 107
SIX M 280
SIX M 48V 247
SIX M Recessed 107
SIX S 48V 247
SIX S Recessed 106
SIX XS 24V 228
SIX XS 48V 246
SIX XS Recessed 106
SKIP 335
SKY 130
SLIM 334
SLIMGOT 195
SLIM Mini 332
SPIN 184
SPIN 48V 268
SPIN Fancy Shape 298
STANDUP 214
STEP 341
STEP S 340
STEP XS 340
STICK 182
STICK 22 24V 231
STICK 48V 266
STICK Fancy Shape 293
STRAM 81
STRAM Mini 81
STRAM Mini Prismatic 80
STRAM Prismatic 80
STRAM Surface 129
STRAM Surface Mini 129
SWAP L 56
SWAP L Asymmetric 59
SWAP M 55
SWAP M Asymmetric 58
SWAP M RT 2012 64
SWAP S 54
SWAP Square 60
SWAP Square Asymmetric 61
SWAP S RT 2012 64
SWAP XL 57
THOR 287
TOP 127
TOP 48V 265
TOP Fancy Shape 292
TOP Micro 24V 227
TOP Mini 126
TOP Mini 48V 264
TRACK 1L 272
TRACK 3L 276
TRACK 48V + IND. LIGHT 240
TRACK 48V SURFACE 236
TRACK 48V SURFACE SHORT 236
TRACK 48V TRIMLESS 236
TRAY 168
TWIST 89
UP 217
VOLA 130
VOLA Suspension 185
WALLY 207
WARP 160
WELLIT L 94
WELLIT M 93
WELLIT S 92
WIZ 48V 263
YORU 210
YORU Big 213
YORU Spike 24V 336
ZENIT 176
ZEN TUBE 286
ZEN TUBE 48V 258
ZEN TUBE Surface 139

Lighting Design



En el desarrollo de proyectos luminotécnicos, Arkoslight utiliza la última tecnología BIM (*Building Information Modeling*) y plataformas pioneras como Dialux que nos permiten incrementar la eficiencia del proceso y la exactitud de los cálculos lumínicos. También, ponemos a disposición de arquitectos, interioristas y *lighting designers* archivos 3D de nuestras luminarias en diversos formatos para potenciar su creatividad.

——

In developing lighting technology projects, Arkoslight uses the latest BIM (*Building Information Modeling*) technology and pioneering platforms such as Dialux which enables us to increase the efficiency of the process and the accuracy of lighting calculations. Likewise, making available to architects, interior and *lighting designers* 3D files of our luminaires in various formats to foster their creativity.

——

Lors du développement de projets luminotechniques, Arkoslight fait appel à la dernière technologie BIM (*Building Information Modeling*) et à des plateformes pionnières telles que Dialux, qui nous permettent d'augmenter l'efficacité du processus et l'exactitude des calculs de luminosité.

Nous mettons également à la disposition des architectes, décorateurs d'intérieur et *lighting designers* les archives 3D de nos luminaires dans divers formats afin d'encourager leur créativité.

——

Per lo sviluppo di progetti illuminotecnici Arkoslight impiega l'ultima tecnologia BIM (*Building Information Modeling*) e piattaforme pionieristiche come Dialux, che ci consentono di incrementare l'efficienza del processo e l'esattezza dei calcoli di luminosità. Inoltre, mettiamo a disposizione di architetti, progettisti d'interni e *lighting designers* file 3D in diversi formati dei nostri apparecchi di illuminazione per potenziare la loro creatività.

——

Bei der Entwicklung von Projekten der Beleuchtungstechnik Verwendet Arkoslight die neuste BIM (*Building Information Modeling*)-Technologie und wegweisende Plattformen wie Dialux, mit denen wir die Prozesseffizienz und die Exaktheit der Lichtberechnungen erhöhen können. Wir stellen Architekten, Innendesignern und *Lighting Designer* 3D-Dateien unserer Leuchten in verschiedenen Formaten zur Verfügung, um deren Kreativität zu unterstützen.

DIALux PREMIUM PARTNER

AUTODESK® REVIT®



LAMP CONCEPT
LIGHTING

Avenue du Grand-Champsec 12
CH-1950 Sion

+41 27 565 59 00
Info@lamp-concept.ch
www.lamp-concept.ch

arkoslight.com