MAESTRO
CINQUE

LAMP CONCEPT
LIGHTING

i-LèD

MAESTRO
CINQUE

i-LèD



LIGHTING TOOLS TO SHAPE ARCHITECTURE

Indoor

Downlights

Projectors & Track Systems

Ceiling, wall & suspensions

Linear systems

Step lights

Micro spotlights

Flex lights

Flex lights & Profiles

Outdoor

Downlights

Projectors

Wall & Ceiling

Linear systems

Step lights

Floor grazing lights

Inground

Effect lights

Bollards

Urban lights

Underwater

Industrial

Industrial lights

Electronics

Electronics

Info

Symbols, Finishes, Optics, Index

Indoor range index

Downlights

EVO NEW  36

Modoc NEW  62

Playmode NEW  80

Vos NEW  88

Warp  92

Quantum  94

Epitax  96

Loro  100

Cell NEW  104

Giotto  110

Cob40  114

Cob44  116

Woofer  118

Illuminator  122

Optus_EX  126

Projectors & Track Systems

Pound  136

Optus NEW  152

Cell_WW Track  164

Rollip35 Track  166

Skylum_R Track  168

Rubber_3D Track NEW  170

Track System  172

Creek NEW  176

Navata NEW  182

Ceiling, wall & suspensions

Tour Slim NEW  194

Tour_Slim_ Elliptic_PD NEW 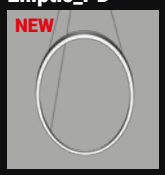 200

Tour NEW  204

Saturn_Pro NEW  216

Skylum  218

Mini_Albatros  226

Cell  228

Modoc NEW  230

Pound  240

Emy  246

Indoor range index

Linear systems

Ink system	Node system	Modus	Rollip	Archicove	Fylo+
NEW 	NEW 	NEW 	NEW 		
252	268	292	308	332	336

Step lights

Vissa	Petit	Quara	Envelope	Step	Ilamt	Optiwall
						NEW 
344	346	348	352	354	356	358

Micro spotlights

Bibok	Aspho	Picrol	Nitum	Ghilea	Crystals	Eyelet
NEW 	NEW 		NEW 			
364	366	370	372	374	376	380

Flex lights range index

Flex lights

Ribbon	Ribbon Plus	Ribbon CobLed	Ribbon PRO	Silicone	PU_C Plus	Profiles
NEW 	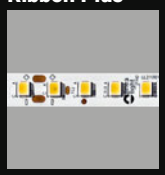			NEW 		
392	394	395	396	398	399	402

Rubber 2D Mini	Rubber 3D	Rubber 3D Concrete	Rubber 3D Optics	Rubber 3D PIXEL RGBW	Rubber 3D PROtection	Rubber_O
			NEW 			NEW 
412	414	414	418	419	420	428

Aria Retreat & Spa
Cima di Porlezza - Como (Italy)

Project: R4M Engineering

Lighting Designer: Architect Giorgio Colombo, Light+Arch Consultancy

Photography:
Andrea Martiradonna



Outdoor range index

Downlights

Orma NEW  440

Guardian NEW  450

Projectors

Eyelet65 NEW  462

Periskop Round NEW  464

Periskop Square NEW  492

Shaker  504

Iris67  508

Clivo  512

Clark316  514

Prolamp  518

Wall & Ceiling

Vedette NEW  526

Cubit NEW  538

Skin_W  550

Peak System Wall NEW  556

Drift NEW  692

Nail NEW  559

Nail  560

Portik_R NEW  563

Portik_Q  565

Stadium  568

Skypad NEW  570

Linear systems

Ice-Cut66  576

Thin66  578

Skin  582

Paseo  588

Xenia  598

Archiline  620

Mini Tube  634

Maxi Tube NEW  638

D-Wave  642

Dirigo  648

Dirigo_CUT-OFF  654

Fylo+ Out  658

Outdoor range index

Step lights

Clip

664

Sand

666

Quara

668

Orma

674

Envelope

680

Step66

686

Chim

688

Cem

690

Drift
NEW

692

Optiwall

700

Floor grazing lights

Alcor

708

Alcor316
NEW

716

Astropek

724

Footpad

728

Inground

Vissa67
NEW

734

Beret
NEW

736

Orma
NEW

740

Suelo
NEW

768

Suelo 316

804

Effect lights

Orma Blade

814

Xenia Blade

818

Arcada

822

Myia

824

Loop66

826

Pixie_PIXEL

828

Paseo_PIXEL

830

Xenia_PIXEL

832

Outdoor range index

Bollards

Filray NEW  838

Buzzer Spike NEW  868

Blum  844

Rolling Sky  848

Bond Pro NEW  854

Buzzer Round NEW  856

Buzzer Square NEW  870

Ryo NEW  876

Drift NEW  878

Apache  886

Peak  888

Urban lights

Peak  894

Peak System NEW  896

Stalk  906

Buzzer  908

Voyager  910

Parker  912

Arms & fixing accessories  918

Underwater

Sub  926

Suelo NEW  928

MK68 NEW  930

Rubber 3D Protection  952

Industrial lights

Raptor  962

Alux NEW  966

Alix  970

Atix  972

Electronics

General Index 975

Casambi NEW  976

Indoor NEW  978

Outdoor NEW  990

Master & controller NEW  996

Emergency NEW  1012

INTERNATIONAL GLOBAL SERVICE LIGHT!

Our global presence is the key of our dedication to customer service. With teams operating on every continent, we are ready to respond to requests, whether they are routine in nature or involve more complex challenges. This global structure allows us to offer unique expertise, including the ability to organise site visits with our technical and commercial experts. We are committed to ensuring timely and professional responses at all times. Cultivating a continuous dialogue with lighting professionals, in order to better understand and satisfy their needs, is at the top of our objectives.

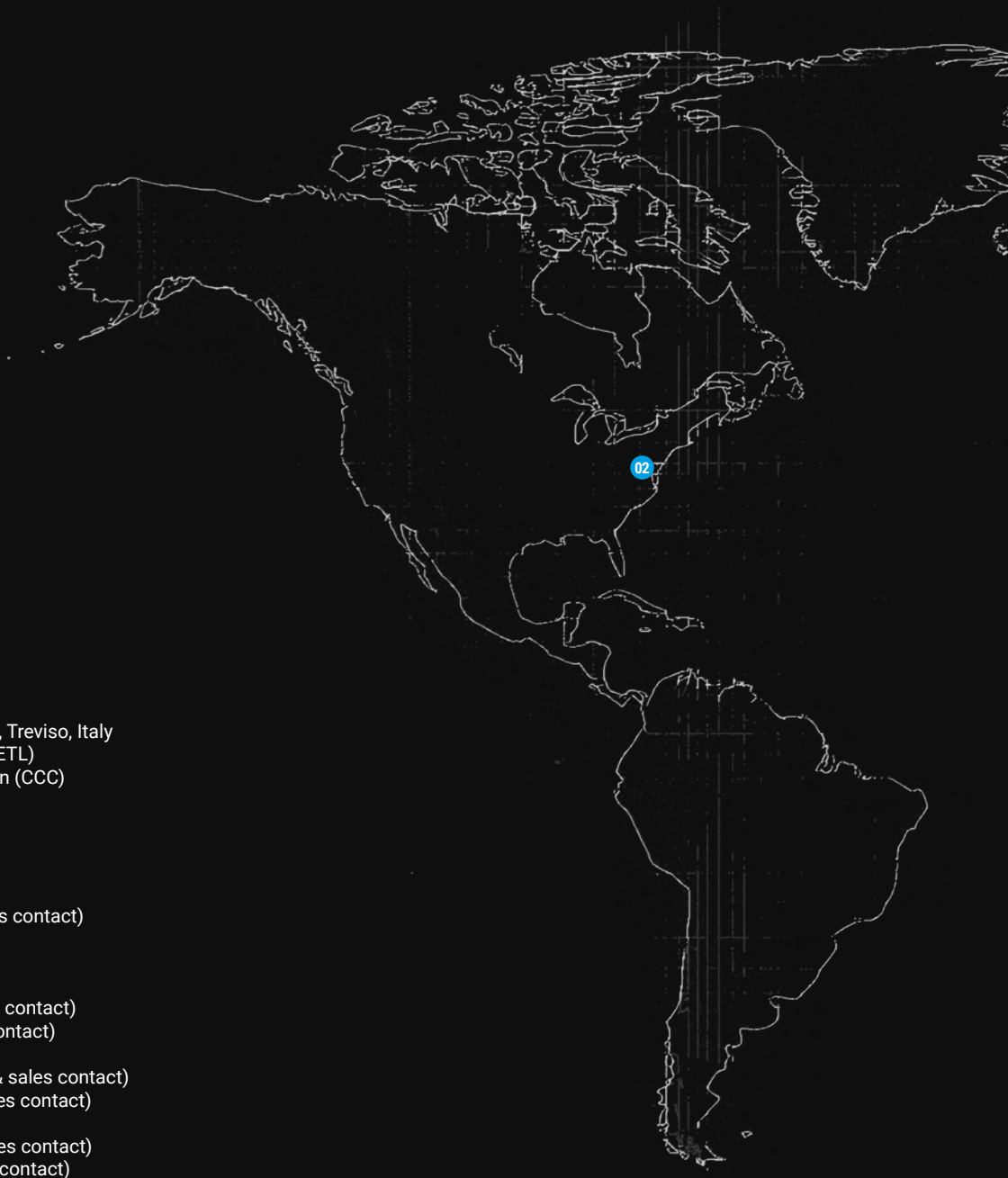

01 Linea Light HQ & site production, Treviso, Italy
02 Baltimore, USA site production (ETL)
03 Zhongshan, China site production (CCC)

04 Linea Light Milano, Italy
05 Linea Light North East, Italy
06 Linea Light Rome, Italy
07 Linea Light Spain
08 Athens, Greece (technical & sales contact)
09 Linea Light Deutschland
10 Linea Light France
11 Linea Light UK
12 Dublin, Ireland (technical & sales contact)
13 Doha, Qatar (technical & sales contact)
14 Linea Light GCC
15 Riyadh, Saudi Arabia (technical & sales contact)
16 New Delhi, India (technical & sales contact)
17 Linea Light Singapore
18 Shanghai, China (technical & sales contact)
19 Beijing, China (technical & sales contact)


12
11
09
10
04
01
05
07
06
08
19
18
03
13
14
15
16
17

FERRING
KASTRUP, DENMARK
WORKPLACE

Copenhagen, Denmark





A six-storey headquarters by Foster + Partners, suspended above Copenhagen's waterfront. The challenge: integrating 15 kilometres of linear lighting into an existing acoustic ceiling while sculpting the glass-and-steel façade throughout the long Nordic nights. Custom Rollip linear profiles in three versions run through offices and laboratories, while Shaker and Portik spotlights—adapted with bespoke mounting plates for the façade grids—define the building's silhouette after sunset. Invisible by day. Unmistakable by night.

Fifteen kilometres of linear profile. Three custom products. One coherent vision.

Location / Copenhagen, Denmark
Architecture / Foster + Partners
Lighting Design / IndiLight
Photography / Nigel Young
Products / Rollip custom · Shaker · Portik custom



CERRO SAN CRISTÓBAL

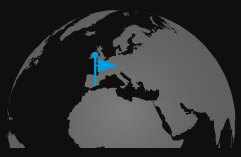

Almería, Spain



Adjacent to the Alcazaba of Almería—one of the most important medieval fortresses of Al-Andalus—the Cerro de San Cristóbal lies within the protected area of the Calar Alto International Astronomical Observatory.

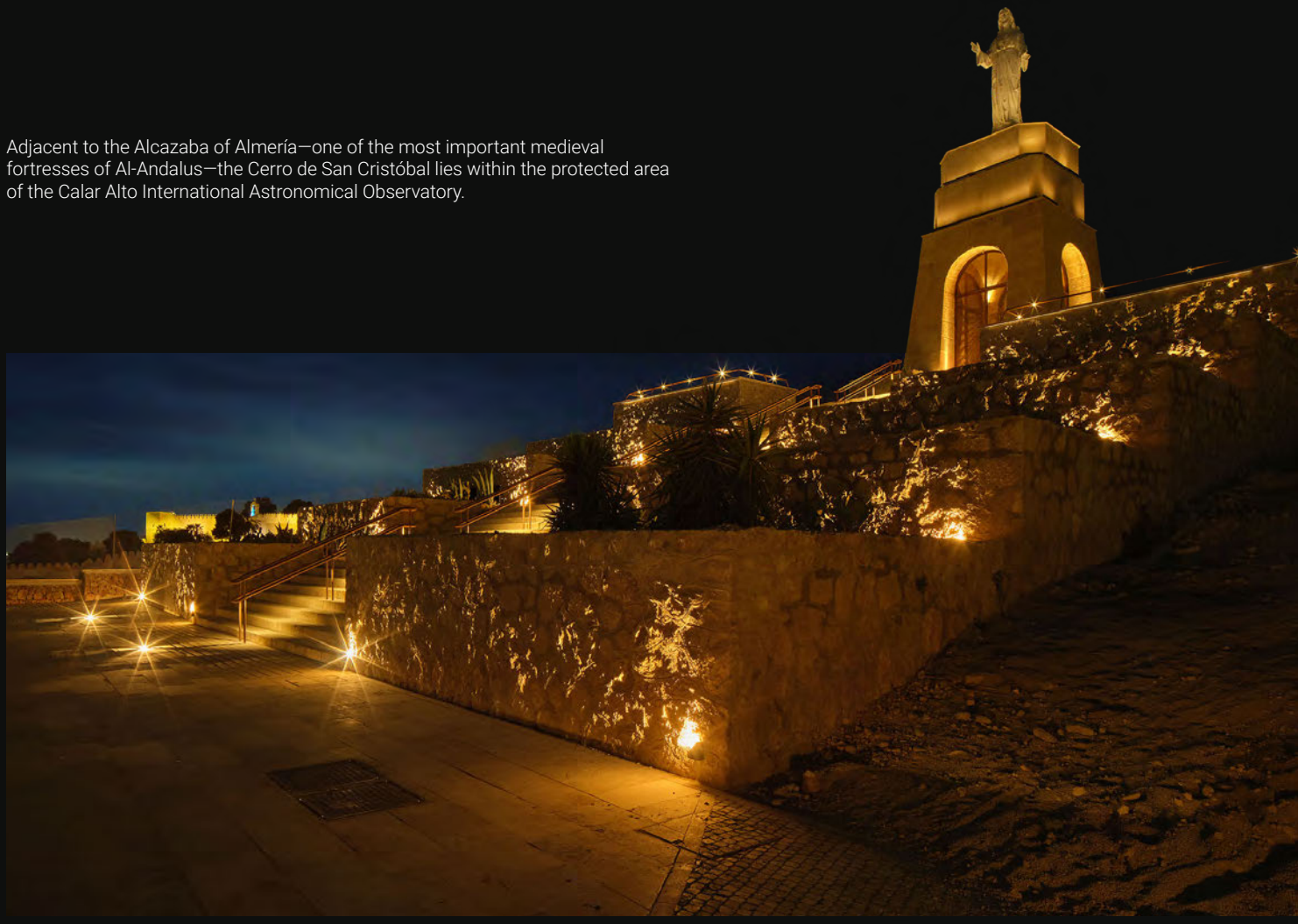

The lighting brief: to serve residents and visitors while protecting the night sky and local biodiversity. A fixed 2200K colour temperature, low glare, tinted concrete luminaires designed to disappear during the day, and an intelligent control system that progressively switches off decorative lighting during off-peak hours. A landscape that reveals itself at night without ever competing with the stars.



Location / Almería, Spain
Lighting Design / DCI Lighting design
Arquitecto / Jesús M. Basterra
Photography / Martín García Pérez

DESERT ROCK
RESORT

Hejaz Mountains, Saudi Arabia



Carved into the ancient Hejaz Mountains by Oppenheim Architecture for Red Sea Global, Desert Rock is a resort that is built with the land, not on it. The lighting brief was radical: maximum luxury, minimal impact on the night sky.







More than 1,500 bespoke lanterns — each featuring a dual LED system and a dedicated 2200K lighting programme, DALI-controlled to recreate the flicker of a natural flame — were developed and manufactured by Linea Light Group to withstand the extreme desert environment. The result of the company's BeSpoke approach, every luminaire was designed in close collaboration with the lighting design team through a process involving dedicated development, prototyping, electronic customisation and photometric validation, ensuring seamless integration with both the architecture and the surrounding landscape.
Invisible from street level. From above, a constellation set into the rock. More than 1,500 bespoke luminaires. An uninterrupted dialogue between light and stone.

Location / Hejaz Mountains, Saudi Arabia
Architecture / Oppenheim Architecture
Lighting Design / Delta Lighting Design
Client / Committente Red Sea Global
Photography / Alex Jeffries
Products / Lanterna bespoke – dual LED, DALI, 2.200K





DE MONTEL TERME
DI MILANO

Milan, Italy

An Art Nouveau gem in the heart of Milan, reborn as an urban wellness destination through the Reinventing Cities programme. Here, light is never merely decorative — it sets the rhythm, enhances water and stone, and accompanies guests through every stage of the spa journey. Arcada, Skin and Periskop spotlights orchestrate the interiors, while Buzzer and Bond Pro bollards shape the outdoor gardens.



Every luminaire is dimmable and scene-programmable, adapting seamlessly from dawn to night without ever imposing itself on the space. Where light becomes well-being.

Location / Milan, Italy
Lighting Design / Voltaire Design - Jacopo Acciaro
Photography / Marco Reggi
Products / Arcada · Skin · Periskop
Orma · Rubber · Buzzer · Bond Pro











BAPS HINDU MANDIR
TEMPLE

Abu Dhabi, UAE



The Middle East's first traditional stone Hindu temple, inaugurated on 14 February 2024. Built from pink sandstone from Rajasthan and Italian marble, it rises 33 metres high, with seven spires symbolising the seven Emirates, and contains no cement or steel in its structure.







More than 2,000 artisans carved the stone in India; over 690,000 hours of volunteer work brought the temple to life. Linea Light Group supplied the lighting solutions for a space that is at once sacred, cultural and architectural, welcoming more than 2.2 million visitors in its first year alone.

Location / Abu Dhabi, UAE
Lighting Design / Studio Lumen
Distributor / Creation Gulf
Photography / Alex Jeffries





FINISH FLEX

Finish Flex is the programme that makes customisation simple, fast and consistent. Through a selection of 12 reproducible standard finishes, it is possible to configure every version of the Tour Slim, Modoc and Serie Evo product families while ensuring visual consistency and streamlined project management. The available finishes include a carefully curated palette of colours and textures, designed to suit a wide range of project contexts and provide maximum application versatility. For specific requirements or requests beyond the standard programme, bespoke customisations can be developed in direct collaboration with the company, which will assess feasibility and support the project in defining the most suitable solution.

The materials and colours shown in this catalogue are for illustrative purposes only.

Text sand



Text brilliant grey
Ral 9006

Text deep blue
Ral 5011

Text peach
Ral 3012

Text dusty blue
Ral 5024

Text petrol
Ral 6004

Text rubin
Ral 3003

Anodic bronze



Painted gold

Text moonshadow grey
Ral 7048

Text mushroom
Ral 1019

Text grey
Ral 7012

DEEP CUSTOM FINISH

Deep Custom Finishes is the service for those who want to go beyond standard finishes and develop a fully bespoke solution. Starting from a colour sample, a texture or a specific colour reference, we create custom finishes designed to integrate seamlessly and consistently with the identity of each project.
Every request is assessed together with our team to ensure the best balance between aesthetic quality, production feasibility and final performance.
For more information or to start a customisation journey, contact our sales team. We will support you in defining the solution that best meets your project's requirements.



TM30:
A MORE ACCURATE READING OF COLOUR



COLOUR FIDELITY INDEX AND SATURATION INDEX

Rf is the TM-30 Fidelity Index. It works similarly to the CRI, measuring how closely a test light source reproduces colours compared to the reference illuminant. Rg is the Gamut Index, which indicates colour saturation: a value close to 100 delivers a rendering comparable to incandescent light or daylight. By plotting Fidelity (Rf) and Gamut (Rg) on a two-axis graph, each LED can be accurately evaluated. LED light sources typically fall within an Rg range of 80 to 120.

Fidelity, saturation or balance: a design choice.

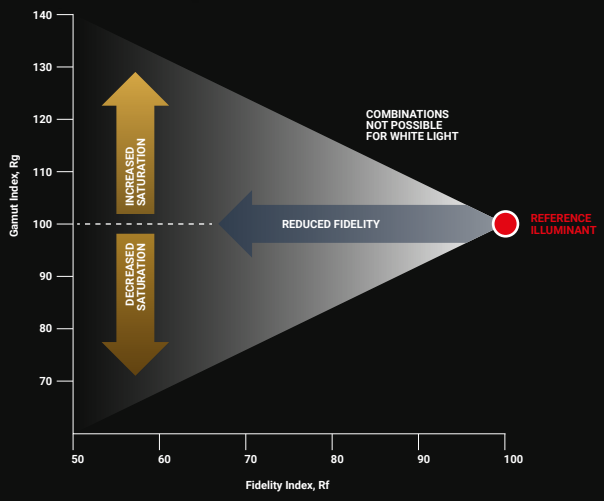

99 COLOUR SAMPLES

The new benchmark for measuring light quality: more accurate than CRI, it is used by lighting professionals to select the most suitable light source for every application—from offices and schools to retail environments. Unlike CRI, TM-30 evaluates light using 99 Colour Evaluation Samples (CES) organised into seven reference categories, providing a more reliable assessment of colour rendering.



CES: Color Evaluation Sample

FIDELITY, SATURATION, BALANCE: THREE LIGHTING CHOICES

Selecting the right LED light source is one of the most important aspects of lighting design. Beyond its performance characteristics, every light source delivers specific perceptual qualities that influence the appearance of colours, materials and spaces. Colour fidelity, saturation and visual balance may each become the key priority depending on the application, making the choice of the most suitable solution essential to achieving the project's objectives.



LIGHT SOURCES SPECIALTY, FIDELITY AND BALANCE



FIDELITY

Outstanding colour fidelity across the entire spectrum of hues. Ideal for museums and high-end retail environments, where colours must be presented in their true essence.

Lux store, Atelier, Museum



Rf **94** Gamut **101**
2660 lux *



SPECIALTY

Ideal for retail environments where colour needs to stand out, enhancing the richness of materials such as denim, leather and vividly coloured surfaces.

Sport store, Automotive, Trendy store



Rf **93** Gamut **103**
+10% lux



BALANCE

Excellent lumen-per-watt efficiency, with an optimal balance between fidelity and gamut. Ideal for applications with no specific need for enhanced colour emphasis, while ensuring excellent overall colour rendering.

Residential, Library, General store



Rf **90** Gamut **100**
+20% lux

** Test performed using a Fidelity LED light source.*

MARINE
GRADE

MARINE GRADE
DESIGNED TO WITHSTAND CORROSION.

A marine-grade luminaire is specifically designed to withstand the corrosive effects of coastal and marine environments. In the presence of salt, humidity and atmospheric agents, conventional materials and finishes can deteriorate rapidly, affecting both the appearance and performance of the luminaire. For this reason, marine-grade products are developed using carefully selected materials and dedicated surface treatments, validated through testing under controlled conditions



Aesthetics and performance protected over time, even in the harshest conditions.

Which materials are used?

Corrosion resistance is achieved through the use of carefully selected materials and protective surface treatments.

AISI 316L stainless steel

AISI 316L

Particularly suitable for applications in coastal environments thanks to the molybdenum contained in the alloy, which enhances resistance to localized corrosion.

EN AC-46100 aluminium

EN AC-46100

Selected for its outstanding mechanical properties and compatibility with advanced protective coating systems. Aluminium components are protected with a Qualicoat-certified coating process to enhance resistance to corrosion and weathering.

How are Marine Grade products tested?

1,000 HOURS
Neutral salt spray (ISO 9227)

In addition to the careful selection and continuous monitoring of suppliers in compliance with raw material and finishing standards, products undergo accelerated corrosion testing.

Material resistance
Verified on samples subjected to neutral salt spray testing.

Surface coating durability
Verification of the long-term integrity of protective finishes.

Intact and scribed samples
Tests are also carried out on samples with a scribed area within the exposure zone, in accordance with the relevant reference standards.

Where to use them

- **Seafront promenades**
- **Marinas and commercial ports**
- **Marinas and docks**
- **Seafront hotels and resorts**
- **Outdoor pools**
- **Urban waterfronts**
- **Coastal infrastructure**

Why use them

A Marine Grade device offers better corrosion resistance and helps preserve the performance, safety and aesthetic appearance of the installation over time. The approach is not based on a single material or treatment, but on the validation of the entire system: metal alloy, surface finish and component parts.

SETAP
A NEW DIMENSION IN LIGHT CONTROL

Intuitive, intelligent and ready-to-use DALI control system for advanced light management.



32 luminaires

6 sensors

16 groups

16 scenes

NFC programming

Integrated power supply

APP configuration

COMPACT BY NATURE, ACCESSIBLE BY CHOICE

The compact design allows installation inside junction boxes 503 and 504, keeping the device hidden yet always accessible. With NFC technology, it is possible to modify settings quickly and intuitively directly from the smartphone.



Scale 1:1





Easy setup

Quick and intuitive configuration via dedicated App. Thanks to NFC technology, settings can be transferred in just a few seconds, simplifying installation and commissioning.

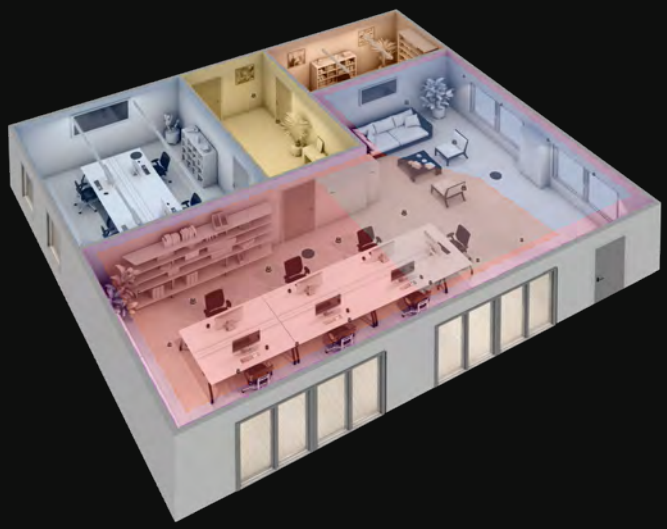



Smart lighting management

Light automatically adapts to the presence of people and the contribution of natural light, ensuring visual comfort and greater energy efficiency.





Human-centric lighting

Dynamic White technology adjusts intensity and color temperature throughout the day, promoting people's well-being and creating more comfortable and natural environments.



> Intuitive

Easy commissioning and management.

> Smart

Advanced DALI-2 and NFC technologies

> Scalable

Suitable for offices, retail, hospitality and professional spaces.

HOW TO READ THE CATALOG

Pictograms
How to read symbols
see Page 1020

Light emission



Orma_C | V2 | arrayLED | 220-240 V AC | 11,5 W AC

Family Name | Upgrade product | LED Type | Electronics Characteristic | Power

Image of the product with relative technical dimension drawing

HOW TO CONFIGURE A PRODUCT: GUIDE TO THE COMPOSITION OF THE FINISHED CODE

	Cct	Im S - Im D	Opt
SA 76181	W	1267 - 821	15 (17°)
	N	1315 - 854	30 (25°)
			60 (53°)

Im-S Lumen Source | **Im-D** Lumen Delivery

The effective flux **(Im-D)** is detected, taking as a reference the Flood/M.Flood optics and a neutral colour finish. For more in-depth details, please consult the technical data sheets on the website: **linealight.com**

76181 + W + 30 = 76181W30

1st product code | 2nd temperature code | 3rd optics code | Composed finished code

C.C. - 220 mA - 8 W DC

	Fin	Cct	Im S - Im D	Opt
C00362	SA	M	1132 - 720	SP (10°÷ 1
		W	1182 - 751	ML (30°÷ 3
		N	1212 - 770	WF (50°÷ 7

C00362 + SA + W + ML = C00362SAWML

1st product code | 2nd finish code | 3rd temperature code | 4th optics code | Composed finished code

Driver compatibility reference: **BE**

Driver code | Driver characteristics

89421	C-E200006	C-E200004
ON/OFF 1 art. 74 x 65 x h 27	ON/OFF 2 - 3 art. 135 x 26 x h 26 35	DALI/PUSH 2 - 3 art. 125 x 45 x h 30 55

Recessed casing dimensional | Recessed casing code

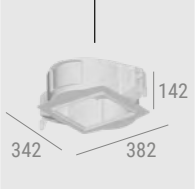

PVC C-C100016

Outer casing for b
be completed with
C-C100015

Legend

Finishes	Cct				Accessories
SA Steel/Aluminium	M	2700	N	4000	HC Honeycomb
	W	3000			DL Darklight

30
60 Optics
SP **Range, code**
ML **and description**
WF **Page 1018**

Orma_C | arrayLED-Direct | 220-240 V AC



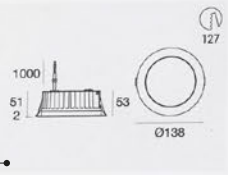

220-240V

	Cct	Im S - Im D	Opt
11,5W AC			
SA 76181	W	1267 - 821	15 (17°)
	N	1316 - 854	30 (25°)
			60 (53°)

Recessed casings: (pag 446)

Orma_QC | arrayLED



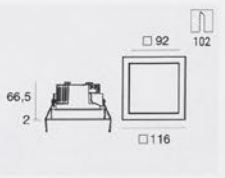

	Fin	Cct	Im S - Im D	Opt
C.C. - 220 mA - 8 W DC				
C00361	SA	M	1132 - 720	SP (10°÷19°)
		W	1182 - 751	ML (30°÷38°)
		N	1212 - 770	WF (50°÷70°)
C.C. - 220 mA - 8 W DC				
C00362 HC	SA	M	1132 - 550	SP (10°÷19°)
		W	1182 - 574	ML (30°÷38°)
		N	1212 - 588	WF (50°÷70°)

Electronics: C.C. BE (pag 446) | Recessed casings: (pag 446)



Electronics

BE

89421	C-E200006	C-E200004
ON/OFF	ON/OFF	DALI/PUSH
1 art.	2 - 3 art.	2 - 3 art.
74 x 65 x h 27	135 x 26 x h 26	125 x 45 x h 30
	Ø 35	Ø 55

Recessed casing



PVC **C-C100016** Outer casing for brickwork to be completed with accessory C-C100015

suitable for: Orma_QC L85-116 / Orma_QCJ L85-116

Downlights

446

Finishes	Cct	Accessories
SA Steel/Aluminium	M 2700 N 4000 W 3000	HC Honeycomb DL Darklight



DOWN LIGHTS

Downlights range index

Evo

Vos_R EVO NEW

44-45

Vos_R Par16 EVO NEW

45

Vos_RJ EVO NEW

46

Vos_Q EVO NEW

47

Quantum_R EVO NEW

48-49

Quantum_RJ EVO NEW

50

Warp_R EVO NEW

51

Warp_R Par16 EVO NEW

52

Warp_RJ EVO NEW

52

Warp_Q EVO NEW

54

Warp_QJ EVO NEW

55

Epitax_R EVO NEW

56

Epitax_RJ EVO NEW

57

Modoc

Modoc_R NEW

70-71

Modoc_R Ww NEW

70-71

Modoc_RF NEW

72-73

Modoc_RF Ww NEW

72-73

Playmode

Playmode NEW

82-83

Playmode Connector NEW

85

Vos

Vos_R NEW

89

Vos_R Ww

89

Vos_Q NEW

90

Warp

Warp_R

92-93

Quantum

Quantum_R

95

Epitax

Epitax

97

Loro

Loro_R

102

Loro_RJ

102

Cell

Cell


106

Gypsum Cell


107

Cell_Ww

108

Giotto

Giotto_R

112

Giotto_RF

112

Cob

Cob40_R

114

Cob40_RJ

115

Cob44_R

116

Cob44_RJ

116

Cob44_Q

117

Cob44_QJ

117

Woofer

Woofer_R

119

Woofer_R ECL

121

Illuminator

Illuminator

123

Illuminator

123

Optus_EX

Optus_EX

128

Optus_EX

129

EVO





LIGHT FOR TOMORROW

BUILD BACK BETTER GOLD WINNER

EVO downlights are innovative luminaires featuring interchangeable components that can be easily separated for recycling. We realize that protecting the environment is a major concern of our time. For this reason, i-LèD has developed a series of luminaires that help reduce environmental impact without compromising quality or functionality. Aluminium body, technopolymer diffuser.

DESIGNED FOR CIRCULARITY:

61% RECYCLED

98% RECYCLABLE

98% REPAIRABLE

TM 66 **EVO**
TM66
RESULT 2.3



Thanks to the extensive range of accessories, it is very easy to replace a specific part without having to buy a completely new product. This not only reduces costs but also the amount of waste produced.



EVO luminaires and all their components are easy to disassemble, this means that they can be recycled or disposed to the dedicated centres at the end of their life. In this way, we help reduce waste generation.



The EVO collection is the result of a well-established company philosophy, supported by a manufacturing process designed to reduce environmental impact.

A PERFECT INTERLINKING OF ELEMENTS

The technopolymer used to make the parts that compose the EVO fronts is the result of advanced research and latest-generation applications, guaranteeing uncompromising resistance. In the adjustable versions, every single element is designed with the utmost precision and the components fit together like perfect gears, guaranteeing correct and reliable adjustment of the optical compartment, to satisfy a variety of design requirements. All this is possible as a result of the synergy with local suppliers, specialised in injection moulding for the automotive sector.

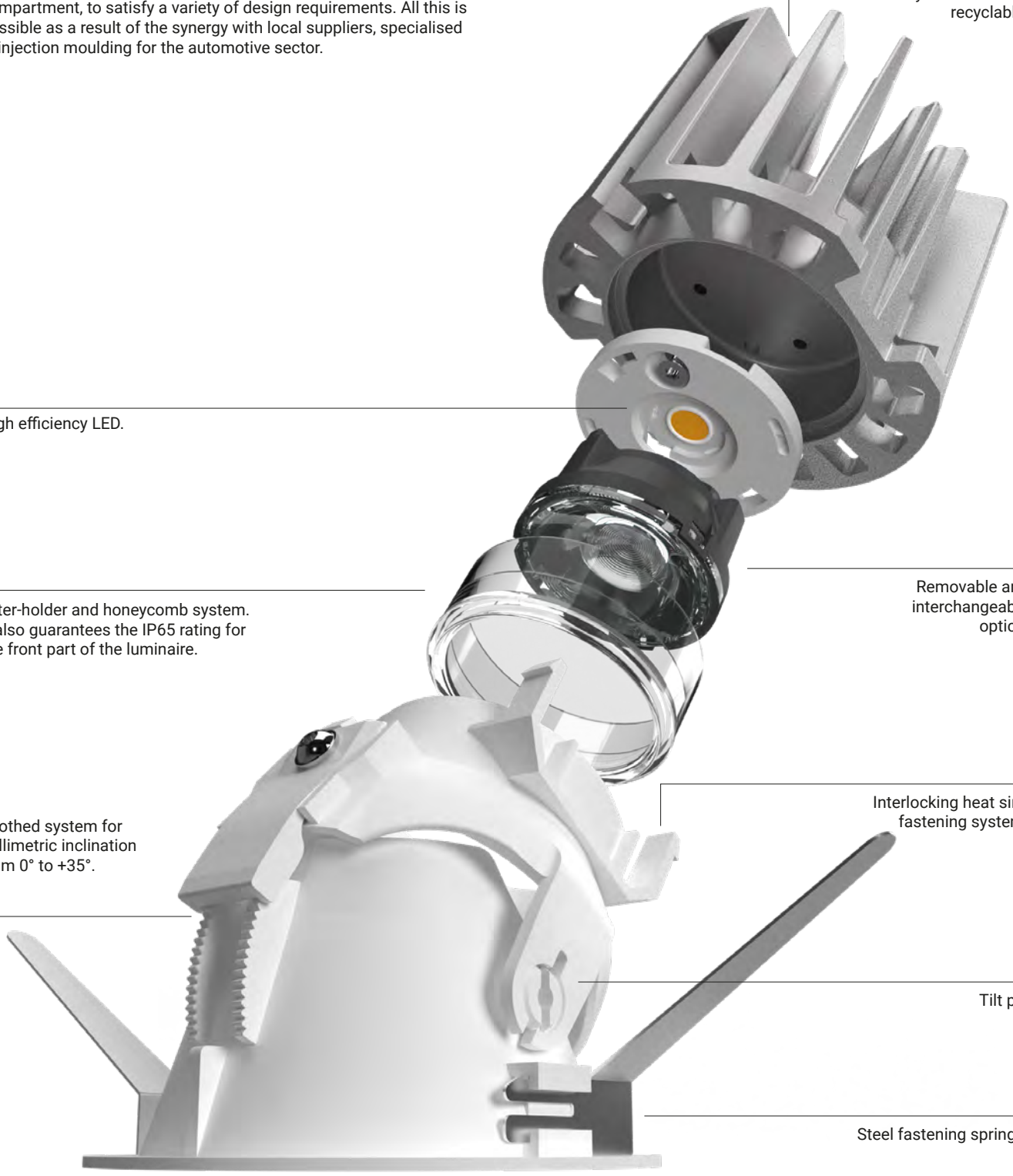

A NEW ACCESSORY TO ADAPT TO ANY SITUATION

The new Adapter Ring accessory, for Warp_R EVO and Quantum_R EVO models, increase the front diameter of the fixture with the option of installing EVO downlights in pre-existing holes or in situation where a precise hole is not made.

Example:

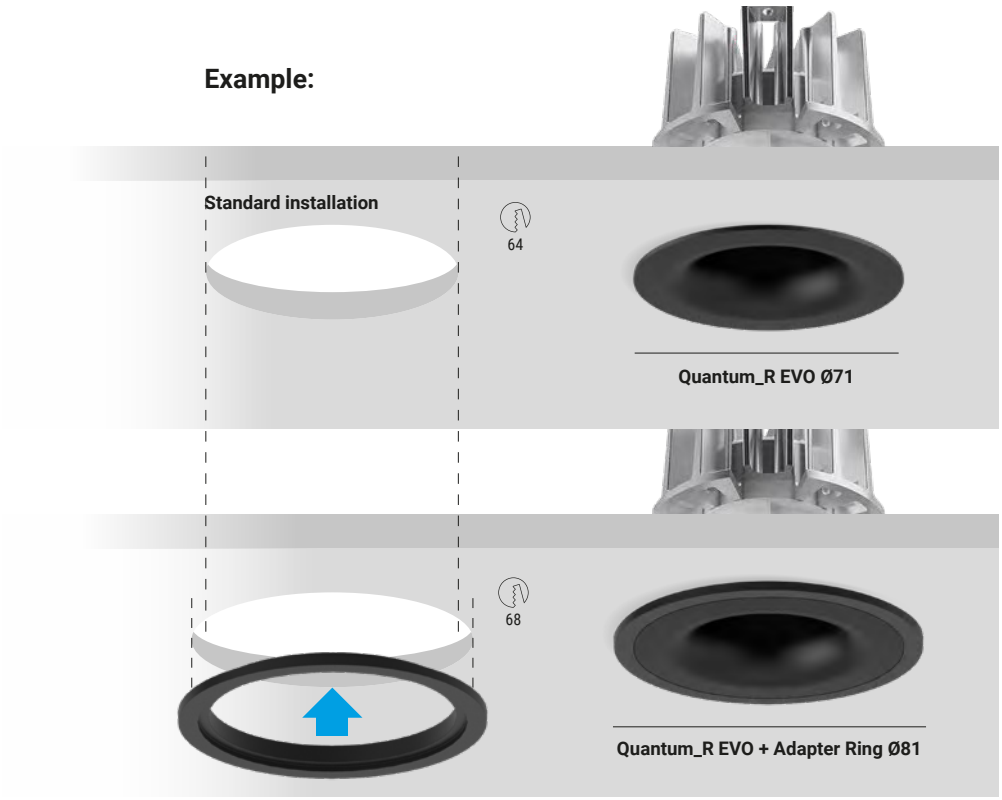

Installation with the accessory Adapter Ring (for Warp_R EVO and Quantum_R EVO) on larger hole

ELLIPTICAL FILTER ACCESSORY

This accessory allows the angle of opening for the light beam to be adjusted. Quick and easy to position, it makes it possible to create customised lighting effects.



Elliptical filter for Ø60	Vos_R	Quantum_R	Warp_R
Optic 10 + 83368	11°x28°	12°x37°	12°x40°
Optic 15 + 83368	15°x30°	15°x38°	15°x40°
Optic 30 + 83368	29°x36°	33°x41°	30°x45°
Optic 45 + 83368	39°x40°	43°x46°	45°x50°

Elliptical filter for Ø88	Vos_R	Quantum_R	Warp_R
Optic 10 + 83380	11°x36°	11°x37°	12°x42°
Optic 20 + 83380	21°x37°	22°x37°	22°x45°
Optic 30 + 83380	29°x40°	29°x41°	30°x46°
Optic 50 + 83380	45°x45°	46°x47°	48°x52°













Cantina Bottenago
Polpenazze del Garda - Brescia (Italy)

Project: Arch. Massimiliano Cirani

Lighting design:
Viola Elettrotecnica

Photography:
Marco Reggi

THE **EVO** COLLECTION

VOS EVO



_R/Q
W 6
mm **Ø 42 / L 42**

_R/Q
W 4-6-8,4
mm **Ø 71 / L 71**

_R/Q
W 9-11-14
mm **Ø 105 / L 105**

_RJ
W 4-6-9
mm **Ø 71**

_RJ
W 9-11-14
mm **Ø 105**

_R
W GU10 Max 6W
mm **Ø 85**

QUANTUM EVO



_R
W 6
mm **Ø 44**

_R
W 4-6-9
mm **Ø 71**

_R
W 9-11-14
mm **Ø 92**

_RJ
W 4-6-9
mm **Ø 71**

_RJ
W 9-11-14
mm **Ø 99**

WARP EVO



_R/Q
W 4-6-9
mm **Ø 71 / L 71**

_R/Q
W 9-11-14
mm **Ø 99 / L 99**

_RJ/QJ
W 4-6-9
mm **Ø 71 / L 71**

_RJ/QJ
W 9-11-14
mm **Ø 99 / L 99**

_R
W GU10 Max 6W
mm **Ø 99**

EPITAX EVO



_R
W 4-6-9
mm **Ø 63**

_R
W 9-11-14
mm **Ø 92**

_RJ
W 4-6-9
mm **Ø 63**

_RJ
W 9-11-14
mm **Ø 92**

MODULAR LIGHTING FOR CIRCULAR PROJECTS

IP40
IP65

Every single element of the new series of **EVO** downlights has been designed to be assembled and disassembled without using any tools, but just with mechanical movements. This innovative system also allows you to customise your fixture with infinite combinations which span 6 different design aesthetics, 3 optic layouts to increase visual comfort, 5 optics with different openings, 5 colour light temperatures and 3 different powers controlled by On-Off, Dimming 1-10V and DALI protocol with double IP.



WARP | QUANTUM | VOS | EPITAX | WARP Ø99 | VOS Ø85

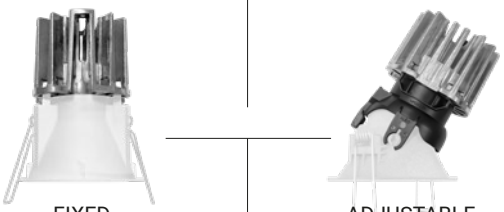

FIXED | ADJUSTABLE

WHITE | BLACK | GOLD | ANODIC BRONZE



NARROW SPOT	SPOT (UGR<16)	MEDIUM FLOOD	MEDIUM W.FLOOD	SPOT (UGR<11)	FLOOD (UGR<16)	MEDIUM FLOOD	WIDE FLOOD
2700K 3000K 4000K	2200K 2700K 3000K 4000K DYNAMIC WHITE			2700K 3000K 4000K	2200K 2700K 3000K 4000K DYNAMIC WHITE		



HONEYCOMB | ELLIPTIC FILTER | AESTHETIC FILTER



ADAPTER RING
Only for Warp_R and Quantum

WHITE
BLACK
GOLD
ANODIC BRONZE

GU10
(not included)
6 W Max
220-240 V

Vos_R EVO



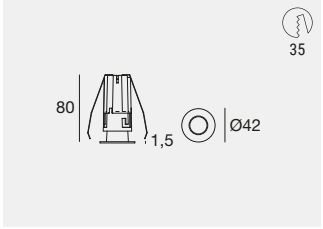

Vos_R EVO



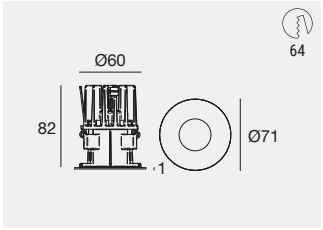

	Fin		Cct	lm S - lm D	Opt
arrayLED - CRI 90/80* - 500 mA - 6 W DC					
C01393	**WH**		**A***	724 - 277	**SP** (18°)
	BB		**M**	814 - 312	**FL** (25°)
	AU		**W**	860 - 330	**WF** (54°)
	DZ		**T**	897 - 344	
			N	919 - 352	

Electronics: **E1** (pag 61) | Recessed casings: (pag 60)

		Cct	lm S - lm D	Opt
powerLED - CRI 90 - 350 mA - 4 W DC				
WH	**77332**	**M**	389 - 208	**10** (9° UGR<11)
BB	**77333**	**W**	416 - 223	
AU	**77534**	**N**	449 - 240	
DZ	**77637**			
WH	**77356** HC			
BB	**77357** HC			
AU	**77558** HC			
DZ	**77638** HC			

Electronics: **D1** (pag 61) | Recessed casings & accessories: (pag 58, 60)
Cct 3500K available on request

		Cct	lm S - lm D	Opt
arrayLED - CRI 90/80* - 700 mA - 9 W DC				
WH	**77330**	**A***	942 - 593	**15** (14° UGR<11)
BB	**77331**	**M**	1059 - 664	**30** (30° UGR<11)
AU	**77536**	**W**	1119 - 702	**45** (42° UGR<19)
DZ	**77639**	**N**	1196 - 749	
WH	**77354** HC			
BB	**77355** HC			
AU	**77560** HC			
DZ	**77640** HC			

Electronics: **J1** (pag 61) | Recessed casings & accessories: (pag 58, 60)
Cct 3500K available on request

CRI 90 - 180 mA - 6 W DC (for channel)					
C01520	**WH**		**D**	2200K - 5000K Dynamic White	**SP** (18° UGR<16)
	BB				**FL** (24° UGR<16)
	AU				**WF** (50° UGR<19)
	DZ				

Electronics: **GE** (pag 61) | Recessed casings & accessories: (pag 58, 60)

Vos_R EVO



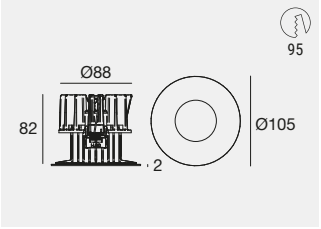

		Cct	lm S - lm D	Opt
arrayLED - CRI 90/80* - 700 mA - 9 W DC				
WH	**77336**	**A***	942 - 624	**10** (10° UGR<11)
BB	**77337**	**M**	1059 - 700	
AU	**77538**	**W**	1119 - 740	
DZ	**77641**	**N**	1196 - 790	
WH	**77360** HC			
BB	**77361** HC			
AU	**77562** HC			
DZ	**77642** HC			

Electronics: **J1** (pag 61) | Recessed casings & accessories: (pag 58, 60)

arrayLED - CRI 90/80* - 400 mA - 14 W DC				
WH	**77334**	**A***	2045 - 1534	**20** (21° UGR<11)
BB	**77335**	**M**	2363 - 1772	**30** (32° UGR<11)
AU	**77540**	**W**	2460 - 1845	**50** (54° UGR<19)
DZ	**77643**	**N**	2498 - 1873	
WH	**77358** HC			
BB	**77359** HC			
AU	**77564** HC			
DZ	**77644** HC			

Electronics: **P1** (pag 61) | Recessed casings & accessories: (pag 58, 60)

CRI 90 - 300 mA - 11 W DC (for channel)

C01525	WH	**D**	2200K - 5000K Dynamic White	**FL** (23° UGR<16)
	BB			**MW** (42° UGR<16)
	AU			**WF** (51° UGR<19)
	DZ			

Electronics: **GF** (pag 61) | Recessed casings & accessories: (pag 58, 60)

Vos_R Par16 EVO



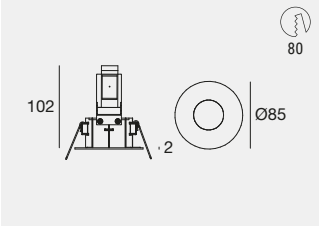

	Fin
220-240 V - 6 W Max GU10 - Ø 50 mm (not included)	
C00755 WH	**EZZ**
BB	**EZZ**
AU	**EZZ**
DZ	**EZZ**

Finishes

WH Text white R9003 | AU Painted gold
BB Text black R9005 | DZ Painted anodic bronze

Cct

A 2200 **W** 3000 **D** 2200-5000
M 2700 **N** 4000

Accessories

HC Honeycomb

Vos_RJ EVO



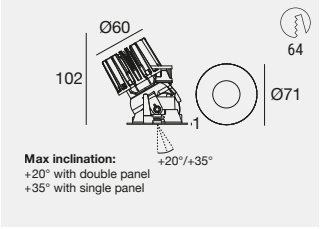

	Fin	Cct	lm S - lm D	Opt
powerLED - CRI 90 - 350 mA - 4 W DC				
C00630	**WH**	**M**	389 - 197	**NS** (9°)
C00631 HC	**BB**	**W**	416 - 211	
	AU	**N**	449 - 228	
	DZ			

Electronics: **D1** (pag 61) | Recessed casings & accessories: (pag 58, 60)

arrayLED - CRI 90/80* - 700 mA - 9 W DC				
C00613	**WH**	**A***	942 - 522	**SP** (14°)
	BB	**M**	1059 - 584	**FL** (28°)
	AU	**W**	1119 - 617	**MW** (40°)
	DZ	**N**	1196 - 661	
C00624 HC				**SP** (13°)
				FL (25°)
				ML (30°)

Electronics: **J1** (pag 61) | Recessed casings & accessories: (pag 58, 60)

CRI 90 - 180 mA - 6 W DC (for channel)				
C01530	**WH**	**D**	2200K - 5000K Dynamic White	**SP** (18°)
	BB			**FL** (24°)
	AU			**MW** (43°)
	DZ			

Electronics: **GE** (pag 61) | Recessed casings & accessories: (pag 58, 60)

Vos_RJ EVO



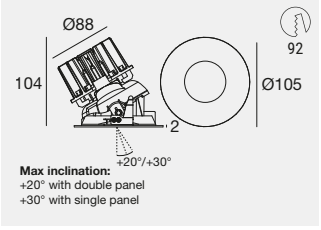

	Fin	Cct	lm S - lm D	Opt
arrayLED - CRI 90/80* - 700 mA - 9 W DC				
C00642	**WH**	**A***	942 - 646	**SP** (11°)
C00643 HC	**BB**	**M**	1059 -724	
	AU	**W**	1119 - 765	
	DZ	**N**	1196 - 819	

Electronics: **J1** (pag 61) | Recessed casings & accessories: (pag 58, 60)

arrayLED - CRI 90/80* - 400 mA - 14 W DC				
C00640	**WH**	**A***	2045 - 1320	**FL** (20°)
	BB	**M**	2363 - 1526	**ML** (32°)
	AU	**W**	2460 - 1588	**WF** (52°)
	DZ	**N**	2498 - 1613	
C00641 HC				**FL** (20°)
				ML (30°)
				MW (45°)

Electronics: **P1** (pag 61) | Recessed casings & accessories:w (pag 58, 60)

CRI 90 - 300 mA - 11 W DC (for channel)				
C01534	**WH**	**D**	2200K - 5000K Dynamic White	**FL** (23°)
	BB			**MW** (41°)
	AU			**WF** (51°)
	DZ			

Electronics: **GF** (pag 61) | Recessed casings & accessories: (pag 58, 60)

Vos_Q EVO



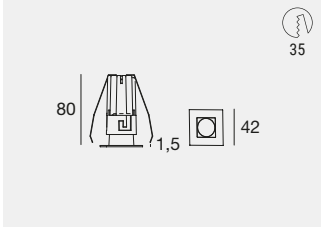

	Fin	Cct	lm S - lm D	Opt
arrayLED - CRI 90/80* - 500 mA - 6 W DC				
C01394	**WH**	**A***	724 - 297	**SP** (12°)
	BB	**M**	814 - 334	**FL** (27°)
	AU	**W**	860 - 353	**WF** (54°)
	DZ	**T**	897 - 368	
		N	919 - 377	

Electronics: **E1** (pag 61) | Recessed casings: (pag 58, 60)

Vos_Q EVO



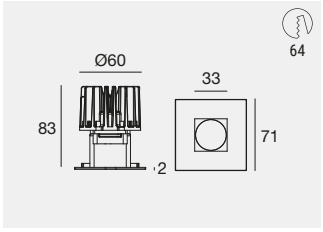

	Fin	Cct	lm S - lm D	Opt
powerLED - CRI 90 - 350 mA - 4 W DC				
C01248	**WH**	**M**	389 - 220	**NS** (9° UGR<16)
C01249 HC	**BB**	**W**	416 - 235	
	AU	**N**	449 - 254	
	DZ			

Electronics: **D1** (pag 61) | Recessed casings & accessories: (pag 58, 60)

arrayLED - CRI 90/80* - 700 mA - 8,4 W DC				
C01246	**WH**	**A***	942 - 570	**SP** (14° UGR<16)
	BB	**M**	1059 - 677	**ML** (30° UGR<16)
	AU	**W**	1119 - 715	**MW** (40° UGR<19)
	DZ	**N**	1196 - 764	
C01247 HC				**SP** (14° UGR<16)
				FL (26° UGR<16)
				ML (30° UGR<16)

Electronics: **J1** (pag 61) | Recessed casings & accessories: (pag 58, 60)

CRI 90 - 180 mA - 6 W DC (for channel)				
C01521	**WH**	**D**	2200K - 5000K Dynamic White	**SP** (18° UGR<16)
	BB			**FL** (25° UGR<16)
	AU			**WF** (52° UGR<16)
	DZ			

Electronics: **GE** (pag 61) | Recessed casings & accessories: (pag 58, 60)

Vos_Q EVO



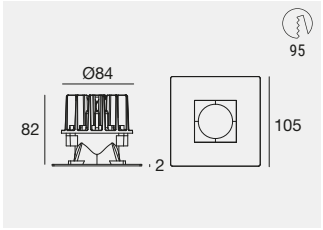

	Fin	Cct	lm S - lm D	Opt
arrayLED - CRI 90/80*- 700 mA - 9 W DC				
C01252	**WH**	**A***	942 - 571	**SP** (11° UGR<11)
C01253 HC	**BB**	**M**	1059 - 678	
	AU	**W**	1119 - 717	
	DZ	**N**	1196 - 766	

Electronics: **J1** (pag 61) | Recessed casings & accessories: (pag 58, 60)

arrayLED - CRI 90/80* - 400 mA - 14 W DC				
C01250	**WH**	**A***	2045 - 1398	**FL** (21° UGR<11)
	BB	**M**	2363 - 1542	**ML** (32° UGR<16)
	AU	**W**	2460 - 1615	**WF** (54° UGR<19)
	DZ	**N**	2498 - 1679	
C01251 HC				**FL** (20° UGR<11)
				ML (30° UGR<11)
				WF (50° UGR<19)

Electronics: **P1** (pag 61) | Recessed casings & accessories: (pag 58, 60)

CRI 90 - 300 mA - 11 W DC (for channel)				
C01526	**WH**	**D**	2200K - 5000K Dynamic White	**FL** (22° UGR<11)
	BB			**MW** (42° UGR<16)
	AU			**WF** (50° UGR<19)
	DZ			

Electronics: **GF** (pag 61) | Recessed casings & accessories: (pag 58, 60)

Quantum_R EVO



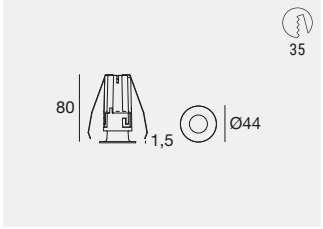

Quantum_R EVO



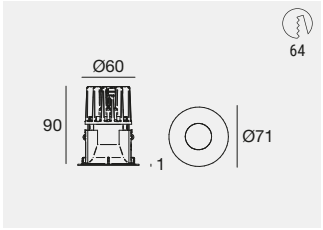

	Fin		Cct	lm S - lm D	Opt
arrayLED - CRI 90/80* - 500 mA - 6 W DC					
C01392	**WH**		**A***	724 - 385	**SP** (19°)
	BB		**M**	814 - 448	**FL** (27°)
	AU		**W**	860 - 473	**WF** (54°)
	DZ		**T**	897 - 493	
			N	919 - 506	

Electronics: **E1** (pag 61) | Recessed casings: (pag 58, 60)

		Cct	lm S - lm D	Opt
powerLED - CRI 90 - 350 mA - 4 W DC				
WH	**77324**	**M**	389 - 238	**10** (10° UGR<11)
BB	**77325**	**W**	416 - 254	
AU	**77542**	**N**	449 - 274	
DZ	**77645**			
WH	**77348** HC			
BB	**77349** HC			
AU	**77566** HC			
DZ	**77646** HC			

Electronics: **D1** (pag 61) | Recessed casings & accessories: (pag 58, 60)

		Cct	lm S - lm D	Opt
arrayLED - CRI 90/80* - 700 mA - 9 W DC				
WH	**77322**	**A***	942 - 673	**15** (14° UGR<16)
BB	**77323**	**M**	1059 - 753	**30** (31° UGR<16)
AU	**77544**	**W**	1119 - 796	**45** (46° UGR<19)
DZ	**77647**	**N**	1196 - 849	
WH	**77346** HC			
BB	**77347** HC			
AU	**77568** HC			
DZ	**77648** HC			

Electronics: **J1** (pag 61) | Recessed casings & accessories: (pag 58, 60)

CRI 90 - 180 mA - 6 W DC (for channel)					
C01522	**WH**		**D**	2200K - 5000K Dynamic White	**SP** (19° UGR<19)
	BB				**FL** (26° UGR<19)
	AU				**WF** (52°)
	DZ				

Electronics: **GE** (pag 61) | Recessed casings & accessories: (pag 58, 60)

Quantum_R EVO



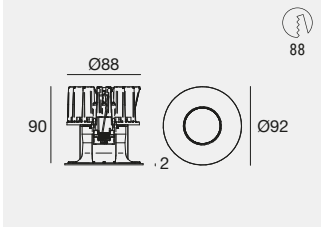

		Cct	lm S - lm D	Opt
arrayLED - CRI 90/80* - 700 mA - 9 W DC				
WH	**77328**	**A***	942 - 664	**10** (10° UGR<11)
BB	**77329**	**M**	1059 - 744	
AU	**77546**	**W**	1119 - 787	
DZ	**77649**	**N**	1196 - 839	
WH	**77352** HC			
BB	**77353** HC			
AU	**77570** HC			
DZ	**77650** HC			

Electronics: **J1** (pag 61) | Recessed casings & accessories: (pag 58, 60)

arrayLED - CRI 90/80* - 400 mA - 14 W DC				
WH	**77326**	**A***	2045 - 1663	**20** (21° UGR<16)
BB	**77327**	**M**	2663 - 1921	**30** (32° UGR<16)
AU	**77548**	**W**	2460 - 2000	**50** (54° UGR<19)
DZ	**77651**	**N**	2498 - 2031	
WH	**77350** HC			
BB	**77351** HC			
AU	**77572** HC			
DZ	**77652** HC			

Electronics: **P1** (pag 61) | Recessed casings & accessories: (pag 58, 60)

CRI 90 - 300 mA - 11 W DC (for channel)

C01527	**WH**	**D**	2200K - 5000K Dynamic White	**FL** (22°)
	BB			**MW** (42°)
	AU			**WF** (51°)
	DZ			

Electronics: **GF** (pag 61) | Recessed casings & accessories: (pag 58, 60)

Quantum_RJ EVO



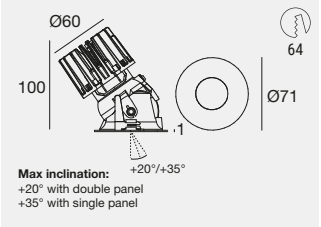

	Fin	Cct	lm S - lm D	Opt
powerLED - CRI 90 - 350 mA - 4 W DC				
C00634	**WH**	**M**	389 - 232	**NS** (10°)
C00635 HC	**BB**	**W**	416 - 248	
	AU	**N**	449 - 267	
	DZ			

Electronics: **D1** (pag 61) | Recessed casings & accessories: (pag 58, 60)

arrayLED - CRI 90/80* - 700 mA - 9 W DC				
C00632	**WH**	**A***	942 - 606	**SP** (15°)
	BB	**M**	1059 - 678	**ML** (30°)
	AU	**W**	1119 - 717	**MW** (42°)
	DZ	**N**	1196 - 767	
C00633 HC				**SP** (14°)
				FL (27°)
				ML (31°)

Electronics: **J1** (pag 61) | Recessed casings & accessories: (pag 58, 60)

CRI 90 - 180 mA - 6 W DC (for channel)				
C01531	**WH**	**D**	2200K - 5000K Dynamic White	**SP** (18°)
	BB			**FL** (26°)
	AU			**WF** (50°)
	DZ			

Electronics: **GE** (pag 61) | Recessed casings & accessories: (pag 58, 60)

Quantum_RJ EVO



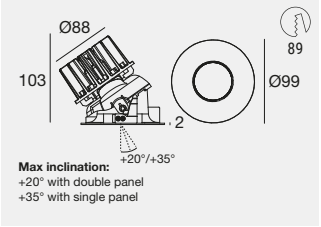

	Fin	Cct	lm S - lm D	Opt
arrayLED - CRI 90/80* - 700 mA - 9 W DC				
C00646	**WH**	**A***	942 - 709	**SP** (11°)
C00647 HC	**BB**	**M**	1059 - 794	
	AU	**W**	1119 - 839	
	DZ	**N**	1196 - 898	

Electronics: **J1** (pag 61) | Recessed casings & accessories: (pag 58, 60)

arrayLED - CRI 90/80* - 400 mA - 14 W DC				
C00644	**WH**	**A***	2045 - 1451	**FL** (21°)
	BB	**M**	2363 - 1676	**ML** (33°)
	AU	**W**	2460 - 1745	**WF** (54°)
	DZ	**N**	2498 - 1772	
C00645 HC				**FL** (20°)
				ML (30°)
				MW (47°)

Electronics: **P1** (pag 61) | Recessed casings & accessories: (pag 58, 60)

CRI 90 - 300 mA - 11 W DC (for channel)				
C01535	**WH**	**D**	2200K - 5000K Dynamic White	**FL** (23°)
	BB			**MW** (43°)
	AU			**WF** (51°)
	DZ			

Electronics: **GF** (pag 61) | Recessed casings & accessories: (pag 58, 60)

Warp_R EVO



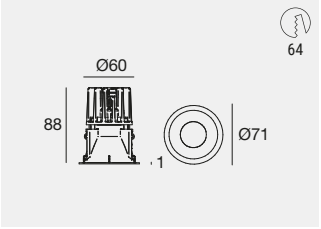

		Cct	lm S - lm D	Opt
powerLED - CRI 90 - 350 mA - 4 W DC				
WH	**77340**	**M**	389 - 242	**10** (10° UGR<11)
BB	**77341**	**W**	416 - 259	
AU	**77550**	**N**	449 - 279	
DZ	**77653**			
WH	**77364** HC			
BB	**77365** HC			
AU	**77574** HC			
DZ	**77654** HC			

Electronics: **D1** (pag 61) | Recessed casings & accessories: (pag 59-60)

		Cct	lm S - lm D	Opt
arrayLED - CRI 90/80* - 700 mA - 9 W DC				
WH	**77338**	**A***	942 - 692	**15** (14° UGR<16)
BB	**77339**	**M**	1059 - 775	**30** (31° UGR<16)
AU	**77552**	**W**	1119 - 819	**45** (46° UGR<19)
DZ	**77655**	**N**	1196 - 874	
WH	**77362** HC			
BB	**77363** HC			
AU	**77576** HC			
DZ	**77656** HC			

Electronics: **J1** (pag 61) | Recessed casings & accessories: (pag 59-60)

CRI 90 - 180 mA - 6 W DC (for channel)

		Cct	lm S - lm D	Opt
C01523	WH	**D**	2200K - 5000K Dynamic White	**SP** (19° UGR<16)
	BB			**FL** (26° UGR<16)
	AU			**WF** (57°)
	DZ			

Electronics: **GE** (pag 61) | Recessed casings & accessories: (pag 59-60)

Warp_R EVO



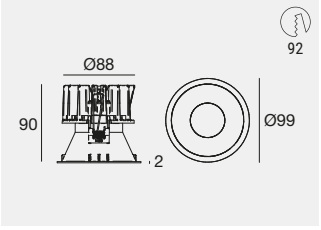

		Cct	lm S - lm D	Opt
arrayLED - CRI 90/80* - 700 mA - 9 W DC				
WH	**77344**	**A***	942 - 685	**10** (10° UGR<11)
BB	**77345**	**M**	1059 - 762	
AU	**77554**	**W**	1119 - 811	
DZ	**77657**	**N**	1196 - 865	
WH	**77368** HC			
BB	**77369** HC			
AU	**77578** HC			
DZ	**77658** HC			

Electronics: **J1** (pag 61) | Recessed casings & accessories: (pag 59-60)

		Cct	lm S - lm D	Opt
arrayLED - CRI 90/80* - 400 mA - 14 W DC				
WH	**77342**	**A***	2045 - 1732	**20** (21° UGR<16)
BB	**77343**	**M**	2263 - 2001	**30** (32° UGR<16)
AU	**77556**	**W**	2460 - 2084	**50** (55° UGR<19)
DZ	**77659**	**N**	2498 - 2116	
WH	**77366** HC			
BB	**77367** HC			
AU	**77580** HC			
DZ	**77660** HC			

Electronics: **P1** (pag 61) | Recessed casings & accessories: (pag 59-60)

CRI 90 - 300 mA - 11 W DC (for channel)

		Cct	lm S - lm D	Opt
C01528	WH	**D**	2200K - 5000K Dynamic White	**FL** (22° UGR<16)
	BB			**MW** (44° UGR<19)
	AU			**WF** (56°)
	DZ			

Electronics: **GF** (pag 61) | Recessed casings & accessories: (pag 59-60)

Warp_R Par16 EVO



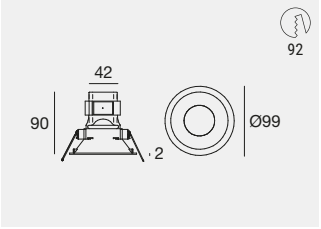

NEW

	Fin	
220-240 V - 6 W Max GU10 - Ø 50 mm (not included)		
C00754	**WH**	**EZZ**
	BB	**EZZ**
	AU	**EZZ**
	DZ	**EZZ**

Warp_RJ EVO



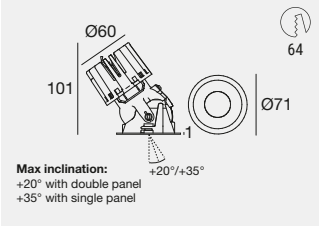

C.C. IP40 IP65 NEW

		Fin	Cct	lm S - lm D	Opt
powerLED - CRI 90 - 350 mA - 4 W DC					
C00271		**WH**	**M**	389 - 250	**NS** (9°)
C00272	HC	**BB**	**W**	416 - 267	
		AU	**N**	449 - 289	
		DZ			

Electronics: **D1** (pag 61) | Recessed casings & accessories: (pag 59-60)

arrayLED - CRI 90/80* - 700 mA - 9 W DC					
C00258		**WH**	**A***	942 - 533	**SP** (14°)
		BB	**M**	1059 - 597	**ML** (30°)
		AU	**W**	1119 - 631	**MW** (40°)
		DZ	**N**	1196 - 676	
C00260	HC				**SP** (14°)
					FL (27°)
					ML (32°)

Electronics: **J1** (pag 61) | Recessed casings & accessories: (pag 59-60)

CRI 90 - 180 mA - 6 W DC (for channel)					
C01532		**WH**	**D**	2200K - 5000K Dynamic White	**SP** (19°)
		BB			**FL** (26°)
		AU			**WF** (52°)
		DZ			

DW

Electronics: **GE** (pag 61) | Recessed casings & accessories: (pag 59-60)

Warp_RJ EVO



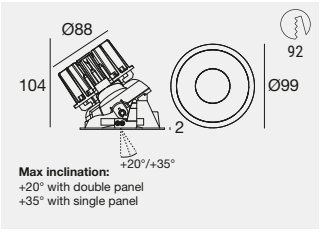

C.C. IP40 IP65 NEW

		Fin	Cct	lm S - lm D	Opt
arrayLED - CRI 90/80* - 700 mA - 9 W DC					
C00638		**WH**	**A***	942 - 703	**SP** (11°)
C00639	HC	**BB**	**M**	1059 - 787	
		AU	**W**	1119 - 832	
		DZ	**N**	1196 - 890	

Electronics: **J1** (pag 61) | Recessed casings & accessories: (pag 59-60)

arrayLED - CRI 90/80* - 400 mA - 14 W DC					
C00636		**WH**	**A***	2045 - 1481	**FL** (21°)
		BB	**M**	2363 - 1712	**ML** (33°)
		AU	**W**	2460 - 1782	**WF** (53°)
		DZ	**N**	2498 - 1810	
C00637	HC				**FL** (20°)
					ML (30°)
					MW (47°)

Electronics: **P1** (pag 61) | Recessed casings & accessories: (pag 59-60)

CRI 90 - 300 mA - 11 W DC (for channel)					
C01536		**WH**	**D**	2200K - 5000K Dynamic White	**FL** (23°)
		BB			**MW** (44°)
		AU			**WF** (54°)
		DZ			

DW

Electronics: **GF** (pag 61) | Recessed casings & accessories: (pag 59-60)

De Montel Terme Milan
Milan (Italy)

Project: Studio Marzorati

Lighting design:
Voltaire Lighting Design

Photography:
Marco Reggi





Warp_Q EVO



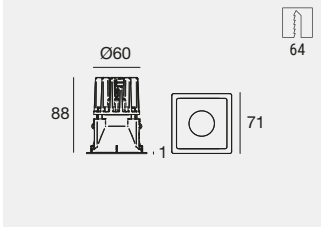

	Fin	Cct	lm S - lm D	Opt
powerLED - CRI 90 - 350 mA - 4 W DC				
C00205	**WH**	**M**	389 - 259	**NS** (9° UGR<11)
C00206 HC	**BB**	**W**	416 - 277	
	AU	**N**	449 - 299	
	DZ			

Electronics: **D1** (pag 61) | Recessed casings & accessories: (pag 59-60)

arrayLED - CRI 90/80* - 700 mA - 9 W DC				
C00199	**WH**	**A***	942 - 685	**SP** (14° UGR<11)
	BB	**M**	1059 - 767	**ML** (30° UGR<16)
	AU	**W**	1119 - 811	**MW** (42° UGR<16)
	DZ	**N**	1196 - 868	
C00203 HC				**SP** (13° UGR<11)
				FL (27° UGR<11)
				ML (32° UGR<11)

Electronics: **J1** (pag 61) | Recessed casings & accessories: (pag 59-60)

CRI 90 - 180 mA - 6 W DC (for channel)				
C01524	**WH**	**D**	2200K - 5000K Dynamic White	**SP** (10°÷ 19°)
	BB			**FL** (20°÷ 29°)
	AU			**WF** (50°÷ 57°)
	DZ			

Electronics: **GE** (pag 61) | Recessed casings & accessories: (pag 59-60)

Warp_Q EVO



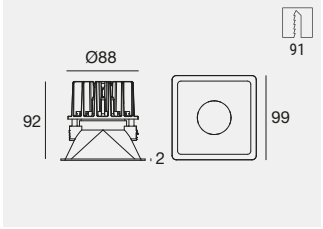

	Fin	Cct	lm S - lm D	Opt
arrayLED - CRI 90/80*- 700 mA - 9 W DC				
C00219	**WH**	**A***	942 - 751	**SP** (10° UGR<11)
C00220 HC	**BB**	**M**	1059 - 840	
	AU	**W**	1119 - 888	
	DZ	**N**	1196 - 950	

Electronics: **J1** (pag 61) | Recessed casings & accessories: (pag 59-60)

arrayLED - CRI 90/80* - 400 mA - 14 W DC				
C00217	**WH**	**A***	2045 - 1552	**FL** (21° UGR<16)
	BB	**M**	2363 - 1793	**ML** (33° UGR<16)
	AU	**W**	2460 - 1867	**WF** (54° UGR<16)
	DZ	**N**	2498 - 1895	
C00218 HC				**FL** (20° UGR<11)
				ML (30° UGR<11)
				MW (47° UGR<16)

Electronics: **P1** (pag 61) | Recessed casings & accessories: (pag 59-60)

CRI 90 - 300 mA - 11 W DC (for channel)				
C01529	**WH**	**D**	2200K - 5000K Dynamic White	**FL** (20°÷ 29°)
	BB			**MW** (40°÷ 49°)
	AU			**WF** (50°÷ 57°)
	DZ			

Electronics: **GF** (pag 61) | Recessed casings & accessories: (pag 59-60)

Warp_QJ EVO



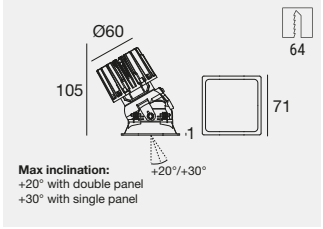

	Fin	Cct	lm S - lm D	Opt
powerLED - CRI 90 - 350 mA - 4 W DC				
C00699	**WH**	**M**	389 - 238	**NS** (9°)
C00700 HC	**BB**	**W**	416 - 254	
	AU	**N**	449 - 275	
	DZ			

Electronics: **D1** (pag 61) | Recessed casings & accessories: (pag 59-60)

arrayLED - CRI 90/80* - 700 mA - 9 W DC				
C00697	**WH**	**A***	942 - 615	**SP** (14°)
	BB	**M**	1059 - 688	**ML** (31°)
	AU	**W**	1119 - 727	**MW** (44°)
	DZ	**N**	1196 - 778	
C00698 HC				**SP** (14°)
				FL (27°)
				ML (31°)

Electronics: **J1** (pag 61) | Recessed casings & accessories: (pag 59-60)

CRI 90 - 180 mA - 6 W DC (for channel)				
C01533	**WH**	**D**	2200K - 5000K Dynamic White	**SP** (18°)
	BB			**FL** (26°)
	AU			**WF** (52°)
	DZ			

Electronics: **GE** (pag 61) | Recessed casings & accessories: (pag 59-60)

Warp_QJ EVO



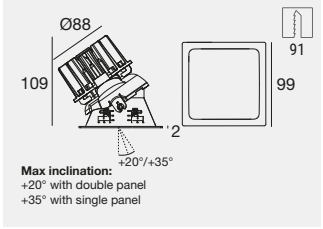

	Fin	Cct	lm S - lm D	Opt
arrayLED - CRI 90/80* - 700 mA - 9 W DC				
C00703	**WH**	**A***	942 - 714	**SP** (11°)
C00704 HC	**BB**	**M**	1059 - 799	
	AU	**W**	1119 - 845	
	DZ	**N**	1196 - 904	

Electronics: **J1** (pag 61) | Recessed casings & accessories: (pag 59-60)

arrayLED - CRI 90/80* - 400 mA - 14 W DC				
C00701	**WH**	**A***	2045 - 1505	**FL** (21°)
	BB	**M**	2363 - 1739	**ML** (33°)
	AU	**W**	2460 - 1810	**WF** (55°)
	DZ	**N**	2498 - 1838	
C00702 HC				**FL** (20°)
				ML (30°)
				MW (48°)

Electronics: **P1** (pag 61) | Recessed casings & accessories: (pag 59-60)

CRI 90 - 300 mA - 11 W DC (for channel)				
C01537	**WH**	**D**	2200K - 5000K Dynamic White	**FL** (23°)
	BB			**MW** (43°)
	AU			**WF** (54°)
	DZ			

Electronics: **GF** (pag 61) | Recessed casings & accessories: (pag 59-60)

Epitax_R EVO



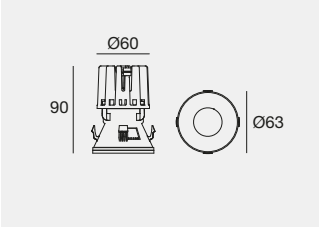

Recessed casing needed: C-C100004

		Fin	Cct	lm S - lm D	Opt
powerLED - CRI 90 - 350 mA - 4 W DC					
C00162		**WH**	**M**	389 - 248	**NS** (9° UGR<11)
C00163	HC	**BB**	**W**	416 - 265	
		AU	**N**	449 - 287	
		DZ			

Electronics: **D1** (pag 61) | Recessed casings & accessories: (pag 59-60)

arrayLED - CRI 90/80* - 700 mA - 9 W DC					
C00144		**WH**	**A***	942 - 662	**SP** (15° UGR<16)
		BB	**M**	1059 - 742	**ML** (30° UGR<16)
		AU	**W**	1119 - 784	**MW** (41° UGR<16)
		DZ	**N**	1196 - 839	
C00145	HC				**SP** (14° UGR<11)
					FL (27° UGR<11)
					ML (31° UGR<16)

Electronics: **J1** (pag 61) | Recessed casings & accessories: (pag 59-60)

CRI 90 - 180 mA - 6 W DC (for channel)					
C01538		**WH**	**D**	2200K - 5000K Dynamic White	**SP** (19° UGR<16)
		BB			**FL** (26° UGR<16)
		AU			**WF** (57° UGR<19)
		DZ			

Electronics: **GE** (pag 61) | Recessed casings & accessories: (pag 59-60)

Epitax_R EVO



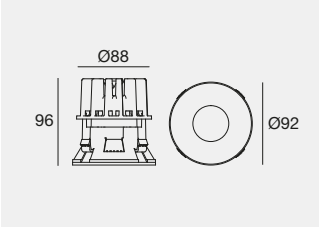

Recessed casing needed: C-C100007

		Fin	Cct	lm S - lm D	Opt
arrayLED - CRI 90/80* - 700 mA - 9 W DC					
C00375		**WH**	**A***	942 - 728	**SP** (10° UGR<)
C00376	HC	**BB**	**M**	1059 - 814	
		AU	**W**	1119 - 861	
		DZ	**N**	1196 - 921	

Electronics: **J1** (pag 61) | Recessed casings & accessories: (pag 59-60)

arrayLED - CRI 90/80* - 400 mA - 14 W DC					
C00371		**WH**	**A***	2045 - 1576	**FL** (22° UGR<16)
		BB	**M**	2363 - 1821	**ML** (33° UGR<16)
		AU	**W**	2460 - 1896	**WF** (55° UGR<16)
		DZ	**N**	2498 - 1925	
C00372	HC				**FL** (20° UGR<11)
					ML (30°UGR<11)
					MW (48° UGR<16)

Electronics: **P1** (pag 61) | Recessed casings & accessories: (pag 59-60)

CRI 90 - 300 mA - 11 W DC (for channel)					
C01539		**WH**	**D**	2200K - 5000K Dynamic White	**FL** (23° UGR<16)
		BB			**MW** (43° UGR<16)
		AU			**WF** (56°)
		DZ			

Electronics: **GF** (pag 61) | Recessed casings & accessories: (pag 59-60)

Epitax_RJ EVO



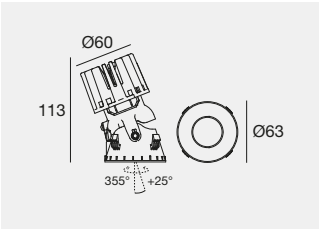

Recessed casing needed: C-C100004

	Fin	Cct	lm S - lm D	Opt
powerLED - CRI 90 - 350 mA - 4 W DC				
C00164	**WH**	**M**	389 - 240	**NS** (9°)
C00165 HC	**BB**	**W**	416 - 257	
	AU	**N**	449 - 277	
	DZ			

Electronics: **D1** (pag 61) | Recessed casings & accessories: (pag 59-60)

arrayLED - CRI 90/80* - 700 mA - 9 W DC				
C00146	**WH**	**A***	942 - 638	**SP** (14°)
	BB	**M**	1059 - 714	**ML** (30°)
	AU	**W**	1119 - 754	**MW** (40°)
	DZ	**N**	1196 - 807	
C00147 HC				**SP** (14°)
				FL (27°)
				ML (31°)

Electronics: **J1** (pag 61) | Recessed casings & accessories: (pag 59-60)

CRI 90 - 180 mA - 6 W DC (for channel)				
C01540	**WH**	**D**	2200K - 5000K Dynamic White	**SP** (19°)
	BB			**FL** (26°)
	AU			**WF** (52°)
	DZ			

Electronics: **GE** (pag 61) | Recessed casings & accessories: (pag 59-60)

Epitax_RJ EVO



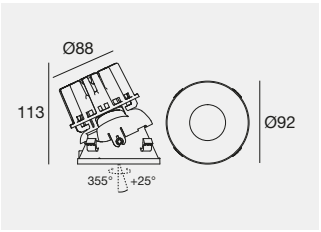

Recessed casing needed: C-C100007

	Fin	Cct	lm S - lm D	Opt
arrayLED - CRI 90/80* - 700 mA - 9 W DC				
C00377	**WH**	**A***	942 - 719	**SP** (11°)
C00378 HC	**BB**	**M**	1059 - 805	
	AU	**W**	1119 - 851	
	DZ	**N**	1196 - 910	

Electronics: **J1** (pag 61) | Recessed casings & accessories: (pag 59-60)

arrayLED - CRI 90/80* - 400 mA - 14 W DC				
C00373	**WH**	**A***	2045 - 1529	**FL** (21°)
	BB	**M**	2363 - 1767	**ML** (33°)
	AU	**W**	2460 - 1840	**WF** (54°)
	DZ	**N**	2498 - 1868	
C00374 HC				**FL** (20°)
				ML (30°)
				MW (48°)

Electronics: **P1** (pag 61) | Recessed casings & accessories: (pag 59-60)

CRI 90 - 300 mA - 11 W DC (for channel)				
C01541	**WH**	**D**	2200K - 5000K Dynamic White	**FL** (23°)
	BB			**MW** (44°)
	AU			**WF** (56°)
	DZ			

Electronics: **GF** (pag 61) | Recessed casings & accessories: (pag 59-60)

Accessories

Vos EVO

Front elements for 4W - 9W LED modules Ø60



WH	**83365**	Vos_R front kit Ø71
BB	**83366**	Vos_R front kit Ø71
AU	**C-K400042**	Vos_R front kit Ø71
DZ	**C-K400198**	Vos_R front kit Ø71



WH	**C-K400083**	Vos_RJ front kit Ø71
BB	**C-K400084**	Vos_RJ front kit Ø71
AU	**C-K400108**	Vos_RJ front kit Ø71
DZ	**C-K400200**	Vos_RJ front kit Ø71



WH	**C-K400149**	Vos_Q front kit 71x71
BB	**C-K400150**	Vos_Q front kit 71x71
AU	**C-K400151**	Vos_Q front kit 71x71
DZ	**C-K400227**	Vos_Q front kit 71x71

Front elements for 9W - 14W LED modules Ø88



WH	**83377**	Vos_R front kit Ø105
BB	**83378**	Vos_R front kit Ø105
AU	**C-K400050**	Vos_R front kit Ø105
DZ	**C-K400199**	Vos_R front kit Ø105



WH	**C-K400085**	Vos_RJ front kit Ø99
BB	**C-K400086**	Vos_RJ front kit Ø99
AU	**C-K400102**	Vos_RJ front kit Ø99
DZ	**C-K400201**	Vos_RJ front kit Ø99



WH	**C-K400153**	Vos_Q front kit 105x105
BB	**C-K400154**	Vos_Q front kit 105x105
AU	**C-K400155**	Vos_Q front kit 105x105
DZ	**C-K400228**	Vos_Q front kit 105x105

Quantum EVO

Front elements for 4W - 9W LED modules Ø60



WH	**83361**	Quantum_R front kit Ø71
BB	**83362**	Quantum_R front kit Ø71
AU	**C-K400038**	Quantum_R front kit Ø71
DZ	**C-K400202**	Quantum_R front kit Ø71



WH	**C-K400087**	Quantum_RJ front kit Ø71
BB	**C-K400088**	Quantum_RJ front kit Ø71
AU	**C-K400110**	Quantum_RJ front kit Ø71
DZ	**C-K400204**	Quantum_RJ front kit Ø71

Front elements for 9W - 14W LED modules Ø88



WH	**83373**	Quantum_R front kit Ø92
BB	**83374**	Quantum_R front kit Ø92
AU	**C-K400046**	Quantum_R front kit Ø92
DZ	**C-K400203**	Quantum_R front kit Ø92



WH	**C-K400089**	Quantum_RJ front kit Ø99
BB	**C-K400090**	Quantum_RJ front kit Ø99
AU	**C-K400104**	Quantum_RJ front kit Ø99
DZ	**C-K400205**	Quantum_RJ front kit Ø99

EVO FINISHES FOR UNIQUE, DISTINCTIVE SPACES

For EVO front-facing accessories we have developed four exquisitely elegant finishes: White, Black, Gold and Anodic bronze. Easy to install thanks to their simplified system, they add a touch of elegance and sophistication to any project, creating inviting, cosy atmospheres.



Text White (WH)



Text Black (BB)



Painted Gold (AU)



Painted Anodic Bronze (DZ)

Accessories

Warp EVO

Front elements for 4W - 9W LED modules Ø60



WH **83363** Warp_R front kit Ø71
BB **83364** Warp_R front kit Ø71
AU **C-K400040** Warp_R front kit Ø71
DZ **C-K400206** Warp_R front kit Ø71



WH **C-K400081** Warp_RJ front kit Ø71
BB **C-K400082** Warp_RJ front kit Ø71
AU **C-K400028** Warp_RJ front kit Ø71
DZ **C-K400208** Warp_RJ front kit Ø71



WH **C-K400032** Warp_Q front kit 71x71
BB **C-K400033** Warp_Q front kit 71x71
AU **C-K400097** Warp_Q front kit 71x71
DZ **C-K400210** Warp_Q front kit 71x71



WH **C-K400093** Warp_QJ front kit 71x71
BB **C-K400094** Warp_QJ front kit 71x71
AU **C-K400112** Warp_QJ front kit 71x71
DZ **C-K400212** Warp_QJ front kit 71x71

Front elements for 9W - 14W LED modules Ø88



WH **83375** Warp_R front kit Ø99
BB **83376** Warp_R front kit Ø99
AU **C-K400048** Warp_R front kit Ø99
DZ **C-K400207** Warp_R front kit Ø99



WH **C-K400091** Warp_RJ front kit Ø99
BB **C-K400092** Warp_RJ front kit Ø99
AU **C-K400114** Warp_RJ front kit Ø99
DZ **C-K400209** Warp_RJ front kit Ø99



WH **C-K400034** Warp_Q front kit 100x100
BB **C-K400035** Warp_Q front kit 100x100
AU **C-K400099** Warp_Q front kit 100x100
DZ **C-K400211** Warp_Q front kit 100x100



WH **C-K400095** Warp_QJ front kit 100x100
BB **C-K400096** Warp_QJ front kit 100x100
AU **C-K400106** Warp_QJ front kit 100x100
DZ **C-K400213** Warp_QJ front kit 100x100

Epitax EVO

Front elements for 4W - 9W LED modules Ø60



WH **C-K400116** Epitax_R front kit Ø63
BB **C-K400117** Epitax_R front kit Ø63
AU **C-K400118** Epitax_R front kit Ø63
DZ **C-K400214** Epitax_R front kit Ø63



WH **C-K400120** Epitax_RJ front kit Ø63
BB **C-K400121** Epitax_RJ front kit Ø63
AU **C-K400122** Epitax_RJ front kit Ø63
DZ **C-K400216** Epitax_RJ front kit Ø63

Front elements for 9W - 14W LED modules Ø88



WH **C-K400124** Epitax_R front kit Ø92
BB **C-K400125** Epitax_R front kit Ø92
AU **C-K400126** Epitax_R front kit Ø92
DZ **C-K400215** Epitax_R front kit Ø92



WH **C-K400128** Epitax_RJ front kit Ø92
BB **C-K400129** Epitax_RJ front kit Ø92
AU **C-K400130** Epitax_RJ front kit Ø92
DZ **C-K400217** Epitax_RJ front kit Ø92

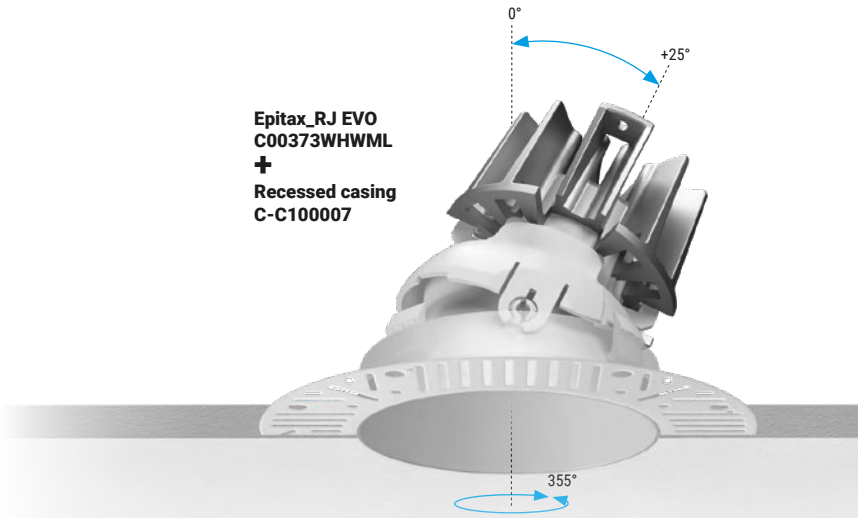

Epitax_RJ EVO
C00373WHWML
+
Recessed casing
C-C100007

Finishes

WH Text white R9003 AU Painted gold
BB Text black R9005 DZ Painted anodic bronze

INTERCHANGEABLE COMPONENTS BETWEEN WARP, QUANTUM, VOS, EPITAX EVO:

Optics kit for LED module Ø60



83370 SP lens kit (10°÷ 19°)
83371 ML lens kit (30°÷ 39°)
83372 MW lens kit (40°÷ 49°)
suitable for: 8,4W / 9W (not for Dynamic White)

C-K400221 SP lens kit (10°÷ 19°)
C-K400222 FL lens kit (20°÷ 29°)
C-K400223 WF lens kit (50°÷ 70°)
suitable for: 6W Dynamic White

Optics kit for LED module Ø88



83382 SP lens kit (10°÷ 19°)
83383 FL lens kit (20°÷ 29°)
83384 WF lens kit (50°÷ 70°)
suitable for: 14W (not for Dynamic White)

C-K400224 SP lens kit (10°÷ 19°)
C-K400225 FL lens kit (20°÷ 29°)
C-K400226 WF lens kit (50°÷ 70°)
suitable for: 11W Dynamic White

Filters for LED module Ø60



83367 Honeycomb
83368 Elliptic filter
83369 Aesthetic filter

suitable for: 4W / 8,4W / 9W

Filters for LED module Ø88



83379 Honeycomb
83380 Elliptic filter
83381 Aesthetic filter

suitable for: 9W / 14W

Adapter Ring Ø81

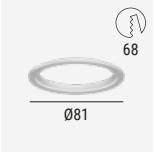

WH **83393** Warp_R Ø 71 - Quantum_R Ø 71
BB **83394** Warp_R Ø 71 - Quantum_R Ø 71
AU **C-K400044** Warp_R Ø 71 - Quantum_R Ø 71
DZ **C-K400218** Warp_R Ø 71 - Quantum_R Ø 71

Adapter Ring Ø106



WH **83391** Quantum_R Ø92
BB **83392** Quantum_R Ø92
AU **C-K400054** Quantum_R Ø92
DZ **C-K400219** Quantum_R Ø92

Adapter Ring Ø109

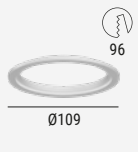

WH **83395** Warp_R Ø99
BB **83390** Warp_R Ø99
AU **C-K400052** Warp_R Ø99
DZ **C-K400220** Warp_R Ø99

Recessed casings



PLC **C-C100004** Recessed casing for flush installation

suitable for: Epitax_R Ø63 / Epitax_RJ Ø63



PLC **C-C100007** Recessed casing for flush installation

suitable for: Epitax_R Ø92 / Epitax_RJ Ø92

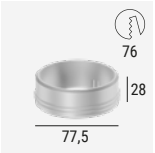

AL **99849** Recessed casing for flush installation

suitable for: Vos_R Ø71 / Vos_RJ Ø71



AL **83065** Recessed casing for flush installation

suitable for: Vos_R Ø105 / Vos_RJ Ø105



PLP **89373** Recessed casing for brick

suitable for: Quantum_R / Warp_R / Vos_ R/Q
For Quantum_R 44 mm - Vos_R/Q 42 mm, **it is necessary** to install the adapter **C-C100028**



PLP **89374** Recessed casing for brick

suitable for: Quantum_R / Warp_R / Vos_ R/Q
For Quantum_R 44 mm - Vos_R/Q 42 mm, **it is necessary** to install the adapter **C-C100028**



PLP **C-C100028** Adapter

suitable for: Quantum_R 44 mm / Vos_ R/Q 42 mm
Note: To be installed only with masonry subframe **89373**



PLP **C-C100028** Adapter

suitable for: Quantum_R 44 mm / Vos_ R/Q 42 mm
Note: To be installed only with masonry subframe **89374**

Finishes

WH Text white R9003 | AU Painted gold | PLC Polycarbonate | AL Aluminium
BB Text black R9005 | DZ Painted anodic bronze | PLP Polypropylene

Electronics

D1 | 350 mA | 4 W DC

89145	99375	C-E100010	C-E100011
ON/OFF	ON/OFF	0/1-10V	DALI/PUSH
1 art.	2 - 3 art.	1 art.	1 art.
138 x 22 x h 21	138 x 22 x h 21	138 x 22 x h 22	138 x 22 x h 22
29	29	31	31

F1 | 630 mA | 6 W DC

99376	99105	99115	C-E100001
ON/OFF	ON/OFF	0/1-10V	DALI/PUSH
1 - 2 art.	2 - 4 art.	1 - 3 art.	2 - 4 art.
138 x 22 x h 21	103 x 58 x h 27	210 x 48 x h 25	131 x 44 x h 30
29	64	56	54

GF | 300 mA | 11 W DC

C-E100056	C-E500024	DMX	Driver CV
DALI DT8	Dimmer DMX	Controllers	CV 48V
1 art.	1 art.		
143 x 43 x h 30	107 x 96 x h 39	Pag 1007	Pag. 994
53			

P1 | 400 mA | 15 W DC

99734	99732	83322
ON/OFF	0/1-10V	DALI/PUSH
1 art.	1 art.	1 art.
149 x 37 x h 31	149 x 37 x h 31	149 x 37 x h 31
48	48	48

E1 | 500 mA | 6 W DC

99377	99106	C-E100004	C-E100005	C-E100001
ON/OFF	ON/OFF	0/1-10V	DALI/PUSH	DALI/PUSH
1 art.	2 - 3 art.	1 art.	1 art.	2 - 3 art.
138 x 22 x h 21	103 x 58 x h 27	124 x 22 x h 22	124 x 22 x h 22	131 x 44 x h 30
29	64	31	31	54

GE | 180 mA | 6 W DC

C-E100055
DALI DT8
1 art.
128 x 30 x h 21
37

J1 | 700 mA | 8/8,5/9 W DC

99735	99147	99733	C-E100012	C-E100016
ON/OFF	ON/OFF	0/1-10V	DALI/PUSH	DALI/PUSH
1 art.	2 - 3 art.	1 art.	1 art.	2 - 3 art.
134 x 37 x h 31	103 x 58 x h 27	134 x 37 x h 31	134 x 37 x h 31	131 x 44 x h 30
48	64	48	48	54



MODOC





Modoc family	Modoc_RS	Modoc_QS	Modoc_RP	Modoc_QP
				
	234	235	236	237

CREATIVE FLEXIBILITY

A complete collection of professional downlights, designed to offer high performance and to ensure maximum visual comfort. The compact design, engineered with high-performance materials, enables installation even in confined spaces thanks to the innovative heat sink that fully encloses the luminaire body. Available in six diameters, with outputs ranging from 2 W to 37 W and a comprehensive selection of optics, including Wall Washer distribution. The optics, completely interchangeable, are used to create unique light compositions suitable for any design requirement. Each Modoc luminaire, due to a clean and minimal design, is intended to integrate with the others, creating a visual synergy that transforms spaces. Aluminium body, technopolymer diffuser.

UGR IP20 IP65 DW

2200K –> 5000K

TM 66

MODOC
TM66
RESULT 2.4

A

8 Different versions and aesthetic uniformity
10 Powers from 2 W to 37 W
2 Installation options
2 Finishes
5 Temperature colour with high colour rendering
7 Light distributions
4 Dynamic White version



B

5 Accessories: interchangeable optics



C

1 Accessories: elliptical filter



D

2 Accessories: closing screens. They guarantee IP65 rating in the optical compartment. Transparent and satin white versions.



NO NEED

FIELD
INTERCHANGEABLE

Upgradeable on-site without tools

TWO SOLUTIONS, ONE UNMISTAKABLE DESIGN



Modoc_R
Version with frame, extremely slender, suitable to elegantly conceal any imperfection due to a hole in the plasterboard

Modoc_RF
Frameless version, offers clean and minimal aesthetics, the luminaire blends harmoniously with the ceiling, creating a modern and seamless visual effect. The luminaire must be installed with the appropriate outer casing.

The Modoc_RF models must be completed with the appropriate plasterboard outer casing.

MODOC, A UNIQUE DESIGN FOR A UNIQUE PROJECT



	_R/RF	_R/RF	_R/RF Ww	_R/RF	_R/RF Ww	_R/RF	_R/RF	_R/RF
W	37	26	18	18	10	10	6	2
mm	**Ø 189/178**	**Ø 138/128**	**Ø 115/105**	**Ø 115/105**	**Ø 86/75**	**Ø 86/75**	**Ø 44/35**	**Ø 27/22**
Cct	2200-2700 3000-3500 4000-DW	2200-2700 3000-3500 4000-DW	2200-2700 3000-3500 4000	2200-2700 3000-3500 4000-DW	2200-2700 3000-3500 4000	2200-2700 3000-3500 4000-DW	2200-2700 3000-3500 4000	2200-2700 3000-3500 4000
Opt	**Spot, Flood, M.Flood, W.Flood, Diffused**	**Spot, Flood, M.W.Flood, W.Flood, Diffused**	**Asymmetric Ww**	**Flood, M.Flood, M.W.Flood, W.Flood, Diffused**	**Asymmetric Ww**	**Spot, Flood, M.W.Flood, W.Flood, Diffused**	**Spot, Flood, W.Flood**	**Spot, M.Flood, W.Flood**
Elec.	On/Off 0/1-10V DALI	On/Off 0/1-10V DALI	On/Off 0/1-10V DALI	On/Off 0/1-10V DALI	On/Off 0/1-10V DALI	On/Off 0/1-10V DALI	On/Off 0/1-10V DALI	On/Off 0/1-10V DALI
Col.	WH BB	WH BB	WH BB	WH BB	WH BB	WH BB	WH BB	WH BB

Modoc Wall Washer

The particular optic with Wall Washer distribution diffuses the light uniformly along the entire wall, eliminating undesirable shadows. Modoc Wall Washer is the ideal solution to accentuate architectural details, to enhance works of art or simply to create a welcoming and uniformly lit environment. The design that characterises the front of the Modoc Ww luminaires has been created to harmoniously integrate with the Modoc models with rotosymmetric optics.



Modoc_R Ww adjustment system.

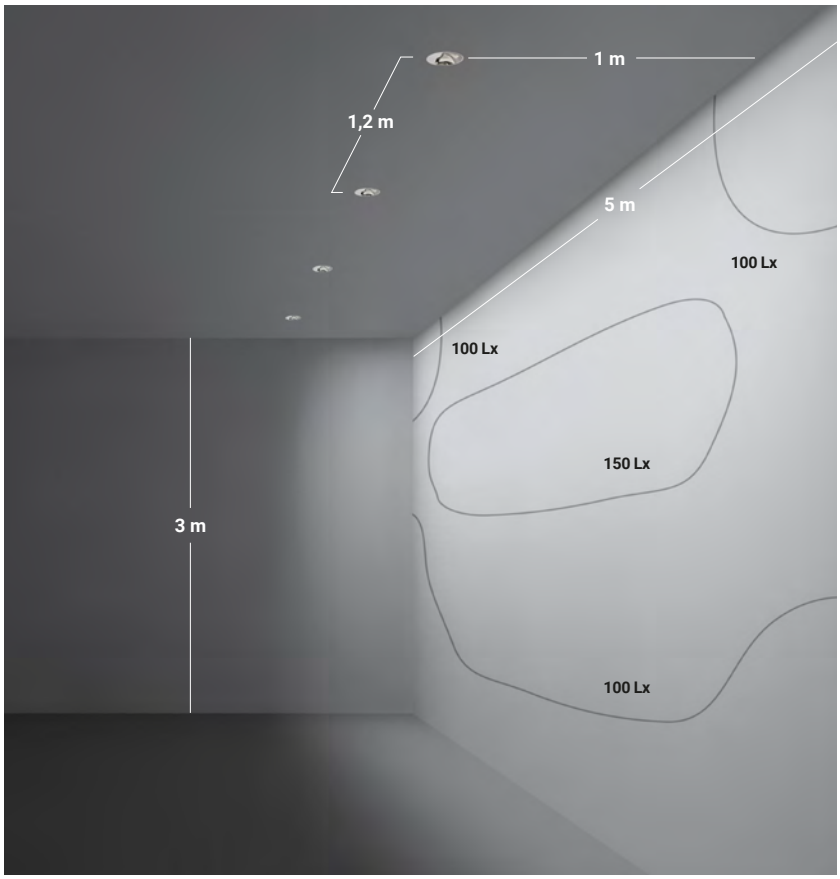

Modoc_RF Ww | Ø 75 | 3000 K | 10 W DC

OUTSTANDING LIGHTING PERFORMANCE AT ANY HEIGHT

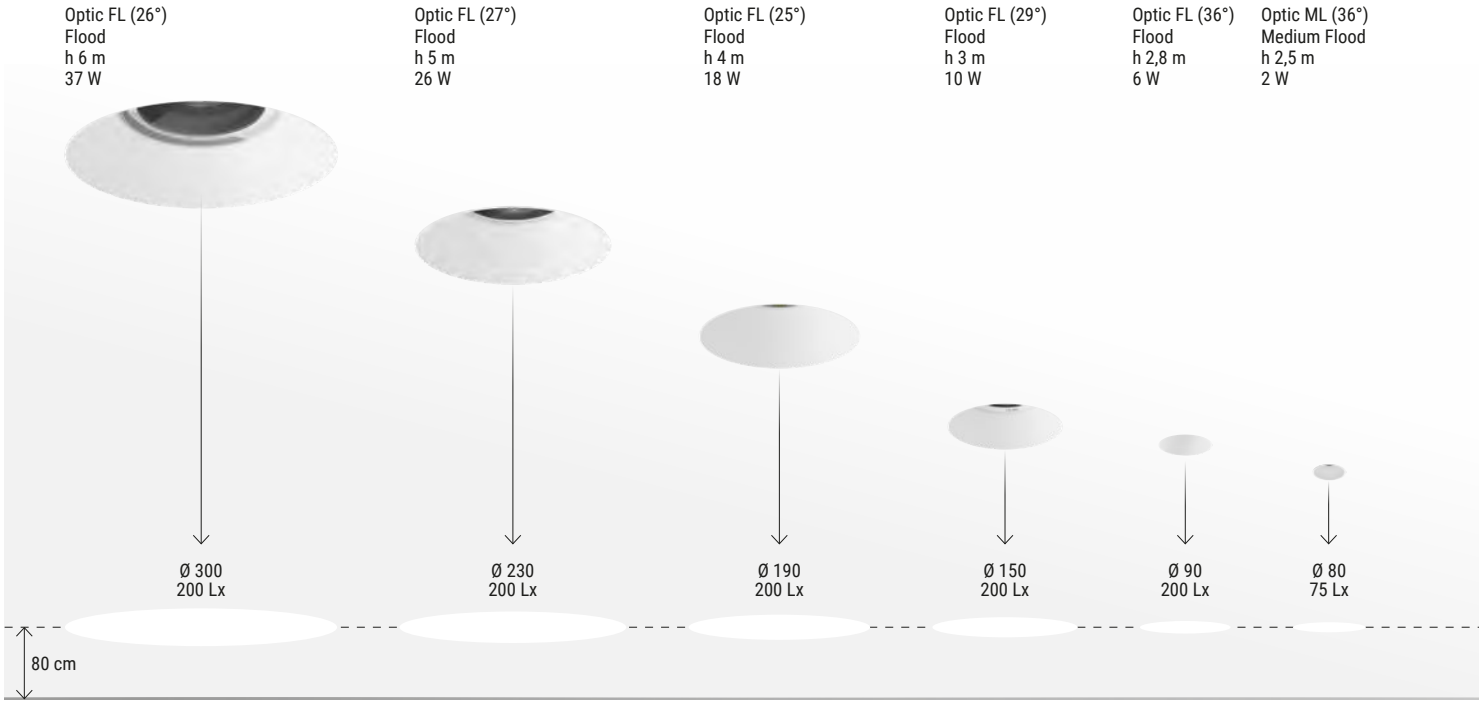

The Modoc collection features an innovative high-performance heat sink, designed to efficiently manage the temperature, guaranteeing reliable performance over time and a prolonged life of the luminaire. The structure that completely envelops the reflector optimises the dimensions to fit perfectly in all ceilings, even those with limited spaces.



INSTALLATION ADAPTABILITY

The outer casing for flush installation, dedicated to the Modoc RF versions, has been designed to adapt to a wide range of false ceilings, easily adjustable using the relevant fixing tabs, with a minimum step of 12mm up to a maximum of 30mm.

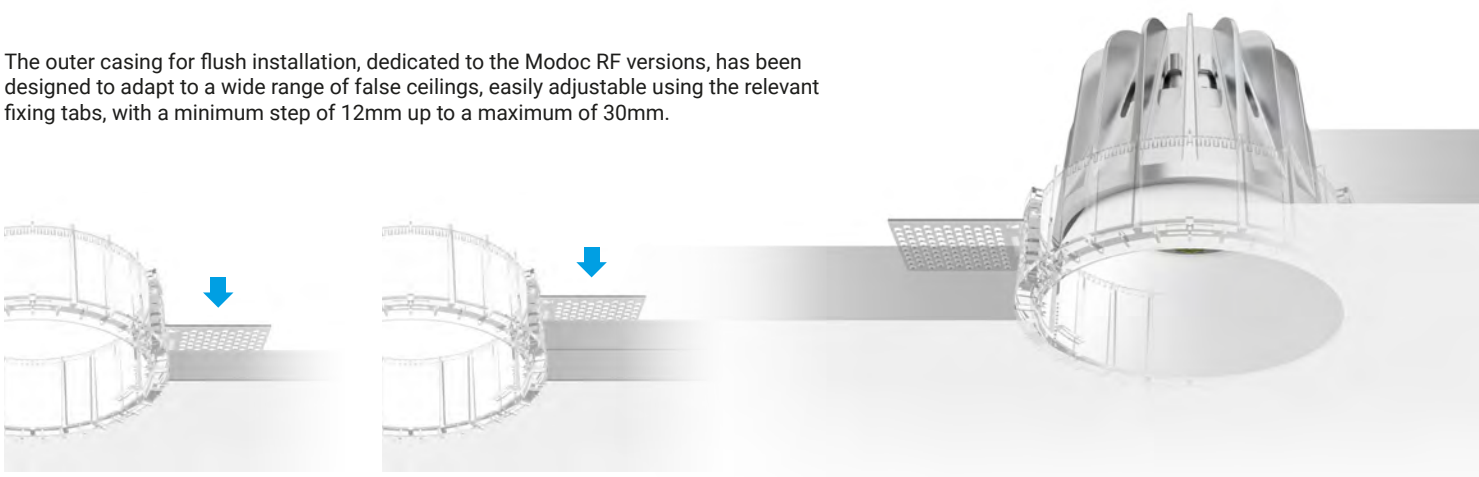

Minimum adjustment 12 mm

Maximum adjustment 30 mm


1
2
3
4
5



CONSISTENT DESIGN FOR DIFFERENT HEIGHTS

Modoc downlights are the ideal solution for multifunctional contexts. The luminaires adapt to the specific needs of the installation height. Thanks to their wide optic range and scalable powers, they ensure optimal light distribution.

1 **Modoc_RF Ww** 10 W - Ø 75
2 **Modoc_RF** 10 W - Ø 75
3 **Modoc_RF** 26 W - Ø 128
4 **Modoc_RF** 37 W - Ø 178
5 **Modoc_RF** 6 W - Ø 35
6 **Modoc_RF** 18 W - Ø 105





Modoc_R | powerLED



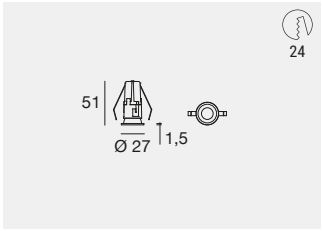

	Fin	Cct	lm S - lm D	Opt
CRI 90/80* - 630 mA - 2 W DC				
C00771	**WH**	**A***	199 - 137	**SP** (19° UGR<19)
	BB	**M**	204 - 134	**ML** (37° UGR<19)
		W	217 - 142	**WF** (52°)
		T	217 - 142	
		N	232 - 152	

Electronics: **C1** (pag 78-79) | Recessed casings: (pag 74-75)

Modoc_R | arrayLED



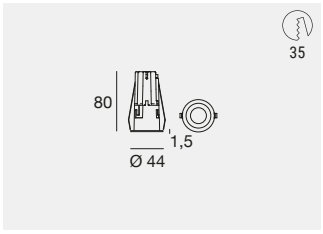

	Fin	Cct	lm S - lm D	Opt
CRI 90/80* - 500 mA - 6 W DC				
C00579	**WH**	**A***	724 - 456	**SP** (19°)
	BB	**M**	814 - 523	**FL** (24°)
		W	860 - 542	**WF** (52°)
		T	897 - 565	
		N	919 - 579	

Electronics: **E1** (pag 78-79) | Recessed casings: (pag 74-75)

Modoc_R | arrayLED



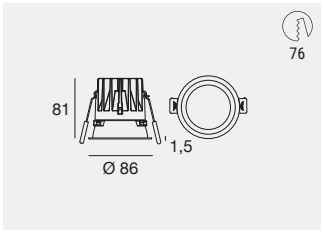

	Fin	Cct	lm S - lm D	Opt
CRI 90/80* - 300 mA - 10 W DC				
C00580	**WH**	**A***	1570 - 1212	**SP** (19° UGR<11)
	BB	**M**	1817 - 1402	**FL** (29° UGR<11)
		W	1892 - 1460	**MW** (43° UGR<16)
		T	1915 - 1478	**WF** (53° UGR<19)
		N	1920 - 1482	**DI** (Diffused)

Electronics: **L1** (pag 78-79) | Recessed casings & accessories: (pag 74-75)

CRI 90 - 180 mA - 6 W DC (for channel)

C01542	**WH**	**D**	2200K - 5000K Dynamic White	**SP** (18° UGR<16)
	BB			**ML** (39° UGR<16)
				WF (57° UGR<19)
				DI (Diffused)

Electronics: **GE** (pag 78-79) | Recessed casings & accessories: (pag 74-75)

Modoc_R Ww | arrayLED



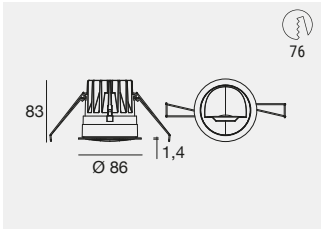

	Fin	Cct	lm S - lm D	Opt
CRI 90/80* - 300 mA - 10 W DC				
C00786	**WH**	**A***	1570 - 515	**WW** (Asym. Ww)
	BB	**M**	1817 - 596	
		W	1892 - 621	
		T	1915 - 628	
		N	1920 - 630	

Electronics: **L1** (pag 78-79) | Recessed casings: (pag 75)

Finishes

WH Text white R9003
BB Text black R9005

Cct

A 2200 **W** 3000 **N** 4000
M 2700 **T** 3500 **D** 2200-5000

Modoc_R | arrayLED



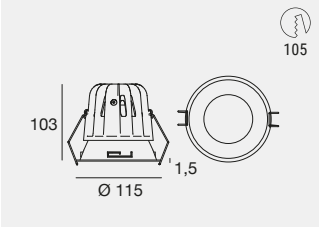

	Fin	Cct	lm S - lm D	Opt
CRI 90/80* - 550 mA - 18 W DC				
C00581	**WH**	**A***	2789 - 2245	**FL** (25° UGR<16)
	BB	**M**	3198 - 2574	**ML** (31° UGR<16)
		W	3327 - 2678	**MW** (44° UGR<16)
		T	3374 - 2716	**WF** (54° UGR<19)
		N	3375 - 2717	**DI** (Diffused)

Electronics: **FO** (pag 78-79) | Recessed casings & accessories: (pag 74-75)

CRI 90 - 300 mA - 11 W DC (for channel)				
C01544	**WH**	**D**	2200K - 5000K Dynamic White	**FL** (20° UGR<16)
	BB			**ML** (36° UGR<16)
				WF (51° UGR<19)
				DI (Diffused)

Electronics: **GF** (pag 78-79) | Recessed casings & accessories: (pag 74-75)

Modoc_R Ww | arrayLED



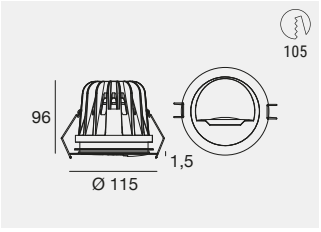

	Fin	Cct	lm S - lm D	Opt
CRI 90/80* - 500 mA - 18 W DC				
C00976	**WH**	**A***	2492 - 1411	**WW** (Asym. Ww)
	BB	**M**	2880 - 1553	
		W	2998 - 1626	
		T	3035 - 1642	
		N	3044 - 1691	

Electronics: **Q1** (pag 78-79) | Recessed casings: (pag 75)

Modoc_R | arrayLED



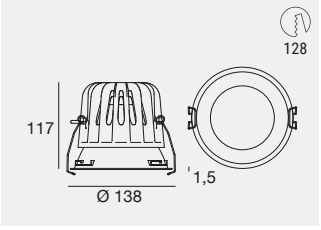

	Fin	Cct	lm S - lm D	Opt
CRI 90/80* - 750 mA - 26 W DC				
C00582	**WH**	**A***	3846 - 2890	**SP** (18° UGR<11)
	BB	**M**	4407 - 3311	**FL** (27° UGR<16)
		W	4582 - 3443	**MW** (41° UGR<16)
		T	4646 - 3491	**WF** (51° UGR<19)
		N	4651 - 3495	**DI** (Diffused)

Electronics: **FP** (pag 78-79) | Recessed casings & accessories: (pag 74-75)

CRI 90 - 500 mA - 18 W DC (for channel)				
C01546	**WH**	**D**	2200K - 5000K Dynamic White	**FL** (22° UGR<16)
	BB			**ML** (38° UGR<19)
				WF (59° UGR<19)
				DI (Diffused)

Electronics: **GG** (pag 78-79) | Recessed casings & accessories: (pag 74-75)

Modoc_R | arrayLED



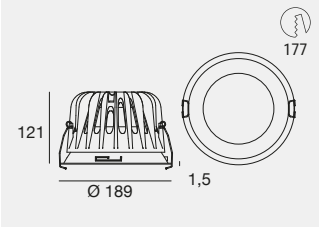

	Fin	Cct	lm S - lm D	Opt
CRI 90/80* - 1100 mA - 37 W DC				
C00583	**WH**	**A***	5670 - 4533	**SP** (19° UGR<16)
	BB	**M**	6509 - 5203	**FL** (25° UGR<11)
		W	6768 - 5410	**ML** (38° UGR<11)
		T	6868 - 5490	**WF** (56° UGR<19)
		N	6874 - 5495	**DI** (Diffused)

Electronics: **X1** (pag 78-79) | Recessed casings & accessories: (pag 74-75)

CRI 90 - 700 mA - 25 W DC (for channel)				
C01548	**WH**	**D**	2200K - 5000K Dynamic White	**SP** (19° UGR<16)
	BB			**MW** (42° UGR<16)
				WF (56° UGR<19)
				DI (Diffused)

Electronics: **CO** (pag 78-79) | Recessed casings & accessories: (pag 74-75)

Modoc_RF | powerLED



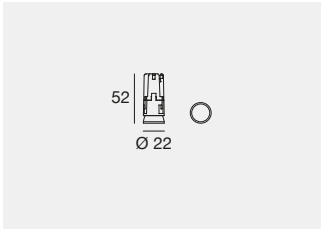

	Fin	Cct	lm S - lm D	Opt
CRI 90/80* - 630 mA - 2 W DC				
C00783	**WH**	**A***	199 - 137	**SP** (19° UGR<19)
	BB	**M**	227 - 149	**ML** (37° UGR<19)
		W	242 - 168	**WF** (52°)
		T	240 - 167	
		N	271 - 187	

Electronics: **C1** (pag 78-79) | Recessed casings: (pag 74-75)

Modoc_RF | arrayLED



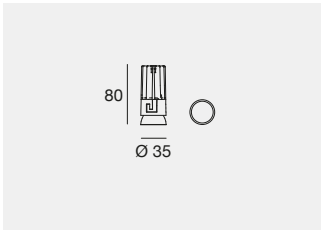

	Fin	Cct	lm S - lm D	Opt
CRI 90/80* - 500 mA - 6 W DC				
C00692	**WH**	**A***	724 - 456	**SP** (19°)
	BB	**M**	814 - 523	**FL** (24°)
		W	860 - 542	**WF** (52°)
		T	897 - 565	
		N	919 - 579	

Electronics: **E1** (pag 78-79) | Recessed casings: (pag 74-75)

Modoc_RF | arrayLED



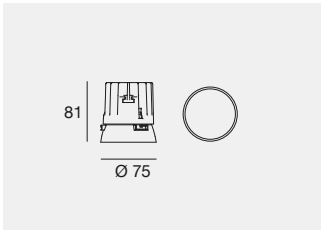

	Fin	Cct	lm S - lm D	Opt
CRI 90/80* - 300 mA - 10 W DC				
C00693	**WH**	**A***	1570 - 1212	**SP** (19° UGR<11)
	BB	**M**	1817 - 1402	**FL** (29° UGR<11)
		W	1892 - 1460	**MW** (43° UGR<16)
		T	1915 - 1478	**WF** (53° UGR<19)
		N	1920 - 1482	**DI** (Diffused)

Electronics: **L1** (pag 78-79) | Recessed casings & accessories: (pag 74-75)

CRI 90 - 180 mA - 6 W DC (for channel)				
C01543	**WH**	**D**	2200K - 5000K Dynamic White	**SP** (18° UGR<16)
	BB			**ML** (39° UGR<16)
				WF (57° UGR<19)
				DI (Diffused)

Electronics: **GE** (pag 78-79) | Recessed casings & accessories: (pag 74-75)

Modoc_RF Ww | arrayLED



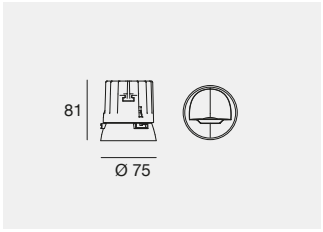

	Fin	Cct	lm S - lm D	Opt
CRI 90/80* - 300 mA - 10 W DC				
C00787	**WH**	**A***	1570 - 515	**WW** (Asym. Ww)
	BB	**M**	1817 - 596	
		W	1892 - 621	
		T	1915 - 628	
		N	1920 - 630	

Electronics: **L1** (pag 78-79) | Recessed casings: (pag 75)

The Modoc_RF models must be completed with the appropriate plasterboard outer casing.

Modoc_RF | arrayLED



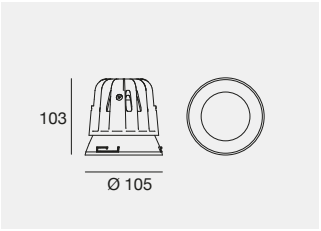











	Fin	Cct	lm S - lm D	Opt
CRI 90/80* - 550 mA - 18 W DC				
C00694	**WH**	**A***	2789 - 2245	**FL** (25° UGR<16)
	BB	**M**	3198 - 2574	**ML** (31° UGR<16)
		W	3327 - 2678	**MW** (44° UGR<16)
		T	3374 - 2716	**WF** (54° UGR<19)
		N	3375 - 2717	**DI** (Diffused)

Electronics: **FO** (pag 78-79) | Recessed casings & accessories: (pag 74-75)

CRI 90 - 300 mA - 11 W DC (for channel)				
C01545	**WH**	**D**	2200K - 5000K Dynamic White	**FL** (20° UGR<16)
	BB			**ML** (36° UGR<16)
				WF (51° UGR<19)
				DI (Diffused)

Electronics: **GF** (pag 78-79) | Recessed casings & accessories: (pag 74-75)

Modoc_RF Ww | arrayLED



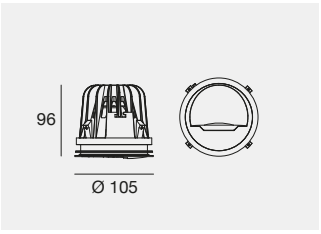










	Fin	Cct	lm S - lm D	Opt
CRI 90/80* - 500 mA - 18 W DC				
C01068	**WH**	**A***	2492 - 1411	**WW** (Asym. Ww)
	BB	**M**	2880 - 1553	
		W	2998 - 1626	
		T	3035 - 1642	
		N	3044 - 1691	

Electronics: **Q1** (pag 78-79) | Recessed casings: (pag 75)

Modoc_RF | arrayLED



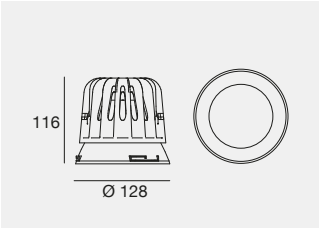











	Fin	Cct	lm S - lm D	Opt
CRI 90/80* - 750 mA - 26 W DC				
C00695	**WH**	**A***	3846 - 2890	**SP** (18° UGR<11)
	BB	**M**	4407 - 3311	**FL** (27° UGR<16)
		W	4582 - 3443	**MW** (41° UGR<16)
		T	4646 - 3491	**WF** (51° UGR<19)
		N	4651 - 3495	**DI** (Diffused)

Electronics: **FP** (pag 78-79) | Recessed casings & accessories: (pag 74-75)

CRI 90 - 500 mA - 18 W DC (for channel)				
C01547	**WH**	**D**	2200K - 5000K Dynamic White	**FL** (22° UGR<16)
	BB			**ML** (38° UGR<19)
				WF (59° UGR<19)
				DI (Diffused)

Electronics: **GG** (pag 78-79) | Recessed casings & accessories: (pag 74-75)

Modoc_RF | arrayLED



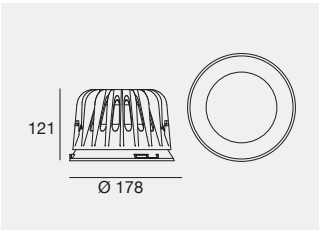








	Fin	Cct	lm S - lm D	Opt
CRI 90/80* - 1100 mA - 37 W DC				
C00696	**WH**	**A***	5670 - 4533	**SP** (19° UGR<16)
	BB	**M**	6509 - 5203	**FL** (25° UGR<11)
		W	6768 - 5410	**ML** (38° UGR<11)
		T	6868 - 5490	**WF** (56° UGR<19)
		N	6874 - 5495	**DI** (Diffused)

Electronics: **X1** (pag 78-79) | Recessed casings & accessories: (pag 74-75)

CRI 90 - 700 mA - 25 W DC (for channel)				
C01549	**WH**	**D**	2200K - 5000K Dynamic White	**SP** (19° UGR<16)
	BB			**MW** (42° UGR<16)
				WF (56° UGR<19)
				DI (Diffused)

Electronics: **CO** (pag 78-79) | Recessed casings & accessories: (pag 74-75)

The Modoc_RF models must be completed with the appropriate plasterboard outer casing.

Finishes

WH Text white R9003
BB Text black R9005

Cct

A 2200 **W** 3000 **N** 4000
M 2700 **T** 3500 **D** 2200-5000

Accessories

Optics kit for Modoc 10W DC (not for Modoc Ww and Modoc DW)



83382 PT SP lens kit (10°÷ 19°)
83383 PT FL lens kit (20°÷ 29°)
C-K400132 PT MW lens kit (40°÷ 49°)
83384 PT WF lens kit (50°÷ 70°)
suitable for: Modoc_R - Modoc_RF

Optics kit for Modoc 18W DC (not for Modoc Ww and Modoc DW)



C-K400134 PT FL lens kit (20°÷ 29°)
C-K400135 PT ML lens kit (30°÷ 39°)
C-K400136 PT MW lens kit (40°÷ 49°)
C-K400148 PT WF lens kit (50°÷ 70°)
suitable for: Modoc_R - Modoc_RF

Optics kit for Modoc 26W DC (not for Modoc DW)



C-K400138 PT SP lens kit (10°÷ 19°)
C-K400139 PT FL lens kit (20°÷ 29°)
C-K400140 PT MW lens kit (40°÷ 49°)
C-K400141 PT WF lens kit (50°÷ 70°)
suitable for: Modoc_R - Modoc_RF

Optics kit for Modoc 37W DC (not for Modoc DW)



C-K400144 PT SP lens kit (10°÷ 19°)
C-K400145 PT FL lens kit (20°÷ 29°)
C-K400146 PT ML lens kit (30°÷ 39°)
C-K400147 PT WF lens kit (50°÷ 70°)
suitable for: Modoc_R - Modoc_RF

Transparent closing screen (not for Modoc Ww)



C-U300035 PO Modoc R - Modoc RF Ø 75/86mm
C-U300037 PO Modoc R - Modoc RF Ø 105/115mm
C-U300039 PO Modoc R - Modoc RF Ø 128/138mm
C-U300041 PO Modoc R - Modoc RF Ø 178/189mm
suitable for: Modoc_R - Modoc_RF

Elliptic filter for Modoc (not for Modoc Ww)



C-U300019 Modoc R - Modoc RF Ø 75/86mm
C-U300020 Modoc R - Modoc RF Ø 105/115mm
C-U300021 Modoc R - Modoc RF Ø 128/138mm
C-U300022 Modoc R - Modoc RF Ø 178/189mm
suitable for: Modoc_R - Modoc_RF
Not compatible with WF optics (Wide Flood)

Suction cup for all Modoc (not for 2W/6W DC)



C-F600002 Suction cup for removal protective screen

suitable for: Modoc_R - Modoc_RF

Optics kit for Modoc 6W DC | Dynamic White



C-K400172 PT SP lens kit (10°÷ 19°)
C-K400173 PT ML lens kit (30°÷ 39°)
C-K400174 PT WF lens kit (50°÷ 70°)

suitable for: Modoc_R DW - Modoc_RF DW

Optics kit for Modoc 11W DC | Dynamic White



C-K400175 PT FL lens kit (20°÷ 29°)
C-K400176 PT ML lens kit (30°÷ 39°)
C-K400177 PT WF lens kit (50°÷ 70°)

suitable for: Modoc_R DW - Modoc_RF DW

Optics kit for Modoc 18W DC | Dynamic White



C-K400178 PT FL lens kit (20°÷ 29°)
C-K400179 PT ML lens kit (30°÷ 39°)
C-K400180 PT WF lens kit (50°÷ 70°)

suitable for: Modoc_R DW - Modoc_RF DW

Optics kit for Modoc 25W DC | Dynamic White



C-K400181 PT SP lens kit (10°÷ 19°)
C-K400182 PT ML lens kit (30°÷ 39°)
C-K400183 PT WF lens kit (50°÷ 70°)

suitable for: Modoc_R DW - Modoc_RF DW

Diffused closing screen (not for Modoc Ww)



C-U300036 PO Modoc R - Modoc RF Ø 75/86mm
C-U300038 PO Modoc R - Modoc RF Ø 105/115mm
C-U300040 PO Modoc R - Modoc RF Ø 128/138mm
C-U300042 PO Modoc R - Modoc RF Ø 178/189mm
suitable for: Modoc_R - Modoc_RF

To ensure the proper functioning of the device with the diffuse screen accessory, the optics must be removed.



Modoc with optics:
SP (Spot) - FL (Flood)
ML (Medium Flood)
MW (Medium Wide Flood)
WF (Wide Flood)

Modoc with optics:
DI (Diffused)

Finishes
PT Transparent polycarbonate
PO Opaline polycarbonate

Modoc_R recessed casings



PLP **89373** Recessed casing for brick

suitable for: Modoc_R Ø27 / Ø44/ Ø86 / Modoc_R Ww Ø86
For Modoc Ø27 or Ø44, **it is necessary** to install the adapter **C-C100028** or **C-C100029**



PLP **C-C100029** Adapter

suitable for: Modoc_R Ø27
Note: To be installed only with masonry subframe **89373**

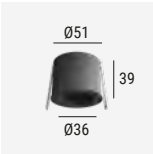

PLP **C-C100028** Adapter

suitable for: Modoc_R Ø44
Note: To be installed only with masonry subframe **89373**

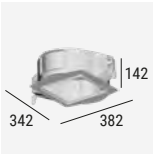

PLP **C-C100016** Outer casing for brickwork to be completed with accessory **C-C100020**

suitable for: Modoc_R Ø115 / Ø138 / Ø189
Modoc_R Ww Ø115



PLP **C-C100020** Grille for round hole

suitable for: Modoc_R Ø115 / Ø138 / Ø189
Modoc_R Ww Ø115



PLP **89374** Recessed casing for brick

suitable for: Modoc_R Ø27 / Ø44/ Ø86 / Modoc_R Ww Ø86
For Modoc Ø27 or Ø44, **it is necessary** to install the adapter **C-C100028** or **C-C100029**



PLP **C-C100029** Adapter

suitable for: Modoc_R Ø27
Note: To be installed only with masonry subframe **89374**

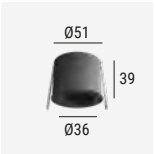

PLP **C-C100028** Adapter

suitable for: Modoc_R Ø44
Note: To be installed only with masonry subframe **89374**



PLP **C-C100017** Outer casing for brickwork to be completed with accessory **C-C100020**

suitable for: Modoc_R Ø115 / Ø138 / Ø189
Modoc_R Ww Ø115

Modoc_RF recessed casings

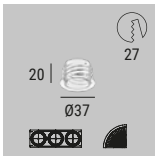

PLP **C-C100009** Recessed casing for flush installation
1x linear adhesive template,
1x curved adhesive template

suitable for: Modoc_RF Ø22

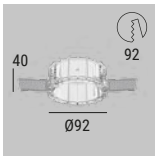

PLP **C-C100008** Recessed casing for flush installation

suitable for: Modoc_RF Ø75 (not for Modoc_RF Ww)

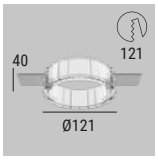

PLP **C-C100010** Recessed casing for flush installation

suitable for: Modoc_RF Ø105 (not for Modoc_RF Ww)

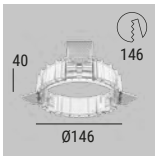

PLP **C-C100011** Recessed casing for flush installation

suitable for: Modoc_RF Ø128

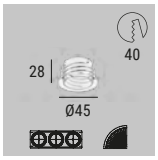

PLP **C-C100006** Recessed casing for flush installation,
1x linear adhesive template,
1x curved adhesive template

suitable for: Modoc_RF Ø35

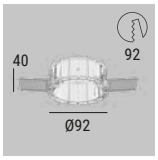

PLP **C-C100013** Recessed casing for flush installation

suitable for: Modoc_RF Ww Ø75

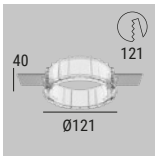

PLP **C-C100022** Recessed casing for flush installation

suitable for: Modoc_RF Ww Ø105

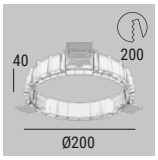

PLP **C-C100012** Recessed casing for flush installation

suitable for: Modoc_RF Ø178

Finishes

PLP Polypropylene
PLP Polypropylene

THE SHAPE BORN FROM LIGHT

The adhesive templates expand the compositional possibilities of Modoc_RF in the 22 mm and 35 mm diameters, transforming the arrangement of the downlights into a true design element. The freedom to define the position, rhythm and configuration of the luminaires makes it possible to create original lighting scenarios. A solution designed to shape ever-changing applications, where creativity, precision and ease of installation come together in a single system.

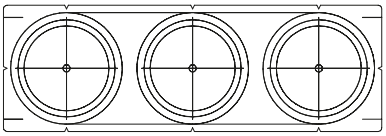

IMPORTANT

Linear adhesive template module compatible only with:
Modoc_RF 2 W DC Ø22 mm **C00783** (page 72)
Modoc_RF 4,2 W DC Ø35 mm **C02081** (page 83)

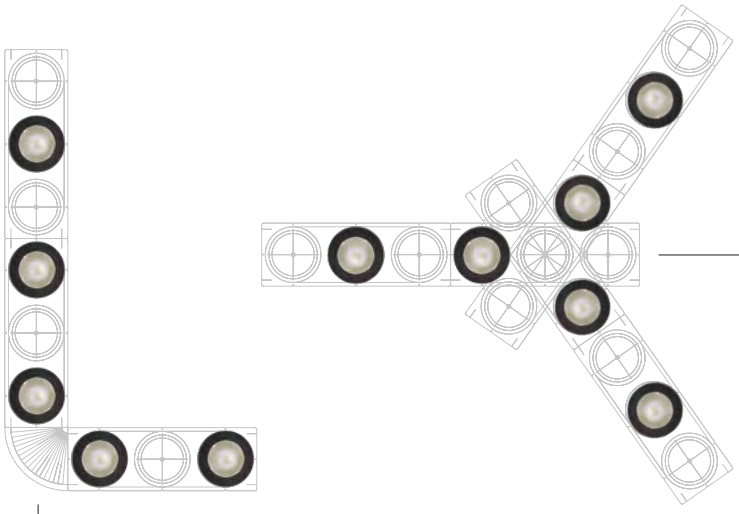

The curved adhesive template features an integrated graduated scale with 5° increments for setting the desired angle.



INSTALLATION WITH ADHESIVE TEMPLATE



Apply the adhesive template to the ceiling in the desired position.



Drill the holes using the reference marks on the template.



Once the holes have been made, remove the adhesive template and prepare the corresponding installation housings for flush installation of Modoc_RF.



Wire and install the luminaires.

Adhesive template

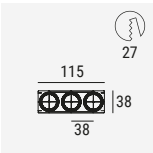

C-C100023 5× Linear adhesive template. Counterbox C-C100009 required

suitable for: Modoc_RF Ø22 mm C00783 (2W DC)

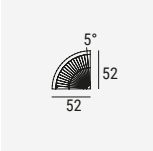

C-C100025 5x Curved adhesive templates

suitable for: Template C-C100023 - C-C100024

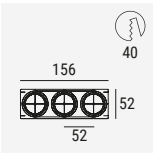

C-C100024 5× Linear adhesive template. Counterbox C-C100006 required

suitable for: Modoc_RF Ø35 mm C02081 (4,2W DC)

NOTE: 1 linear adhesive template and 1 curved adhesive template are included with the flush installation housings **C-C100009** and **C-C100006**.

INSTALLATION EXAMPLES

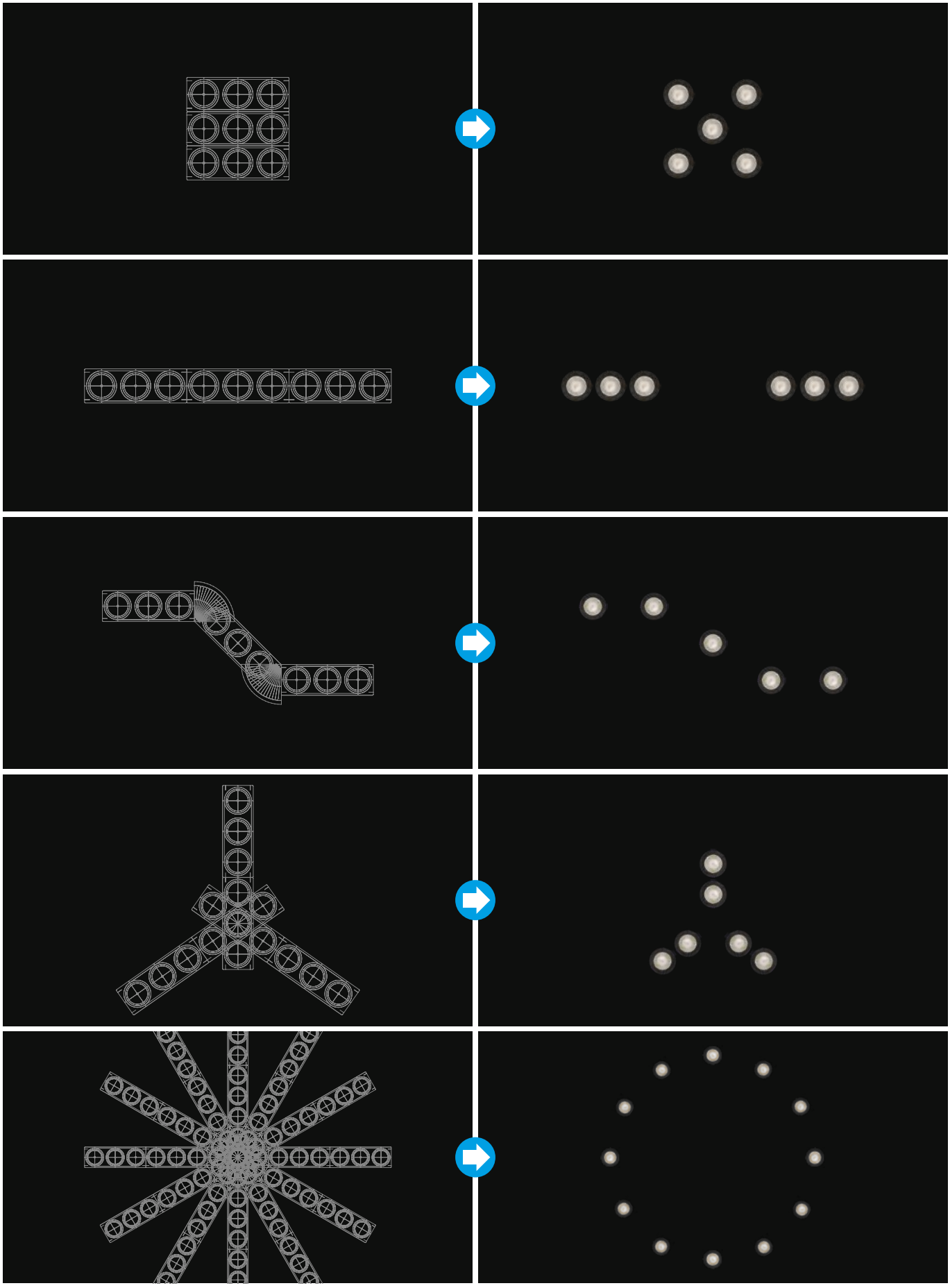

Electronics

C1 | 630 mA | 2 W DC

89147	99376	99105	99710	99713	+ driver 24V DC	
					99374	99331
ON/OFF 1 - 2 art. 138 x 22 x h 21 29	ON/OFF 3 - 6 art. 138 x 22 x h 21 29	ON/OFF 6 - 12 art. 103 x 58 x h 27 64	24V DC converter 0/1-10V 1 - 6 art. 138 x 22 x h 20 29	24V DC converter DALI 1 - 6 art. 138 x 22 x h 20 29	75W 56	150W 70

E1 | 500 mA | 6 W DC

99377	99106	C-E100004	C-E100005	C-E100001
ON/OFF 1 art. 138 x 22 x h 21 29	ON/OFF 2 - 3 art. 103 x 58 x h 27 64	0/1-10V 1 art. 124 x 22 x h 22 31	DALI/PUSH 1 art. 124 x 22 x h 22 31	DALI/PUSH 2 - 3 art. 131 x 44 x h 30 54

CO | 700 mA | 25 W DC

C-E100056	C-E500024	DMX	Driver CV
DALI DT8 1 art. 143 x 43 x h 30 53	Dimmer DMX 1 art. 107 x 96 x h 39	Controllers Pag 1007	CV 48V Pag. 994

FO | 550 mA | 18 W DC

C-E100033	C-E100058
ON/OFF 1 art. 138 x 44 x h 23 50	DALI/PUSH 1 art. 131 x 43 x h 30 53

FP | 750 mA | 26 W DC

C-E100033	C-E100058
ON/OFF 1 art. 138 x 44 x h 23 50	DALI/PUSH 1 art. 131 x 43 x h 30 53



GE | 180 mA | 6 W DC

C-E100055
DALI DT8
1 art.
128 x 30 x h 21
37

GF | 300 mA | 11 W DC

C-E100056	C-E500024	DMX	Driver CV
DALI DT8	Dimmer DMX	Controllers	CV 48V
1 art.	1 art.		
143 x 43 x h 30	107 x 96 x h 39	Pag 1007	Pag. 994
53			

GG | 500 mA | 18 W DC

C-E100056	C-E500024	DMX	Driver CV
DALI DT8	Dimmer DMX	Controllers	CV 48V
1 art.	1 art.		
143 x 43 x h 30	107 x 96 x h 39	Pag 1007	Pag. 994
53			

L1 | 300 mA | 10/11 W DC

99734	99732	83322
ON/OFF	0/1-10V	DALI/PUSH
1 art.	1 art.	1 art.
149 x 37 x h 31	149 x 37 x h 31	149 x 37 x h 31
48	48	48

Q1 | 500 mA | 17/18 W DC

99106	99115	C-E100001
ON/OFF	0/1-10V	DALI/PUSH
1 art.	1 art.	1 art.
103 x 58 x h 27	210 x 48 x h 28	131 x 44 x h 30
64	56	54

X1 | 1100 mA | 40 W DC

C-E100048	83008
ON/OFF	0/1-10V, DALI/PUSH
1 art.	1 art.
142 x 43 x h 30	124 x 79 x h 22
53	84







PLAYMODE

CREATIVITY TAKES SHAPE

Playmode is a recessed system designed to offer maximum design freedom through a modular and essential approach. Available in 2-, 3- and 4-light configurations, it allows light units with different optics and colour temperatures to be combined within the same frame, adapting precisely to the requirements of each project. The magnetic fixing system of the front trim simplifies installation and maintenance while ensuring a clean and refined architectural integration. The different front trim finishes allow the system to complement a wide variety of design languages, enhancing every application.



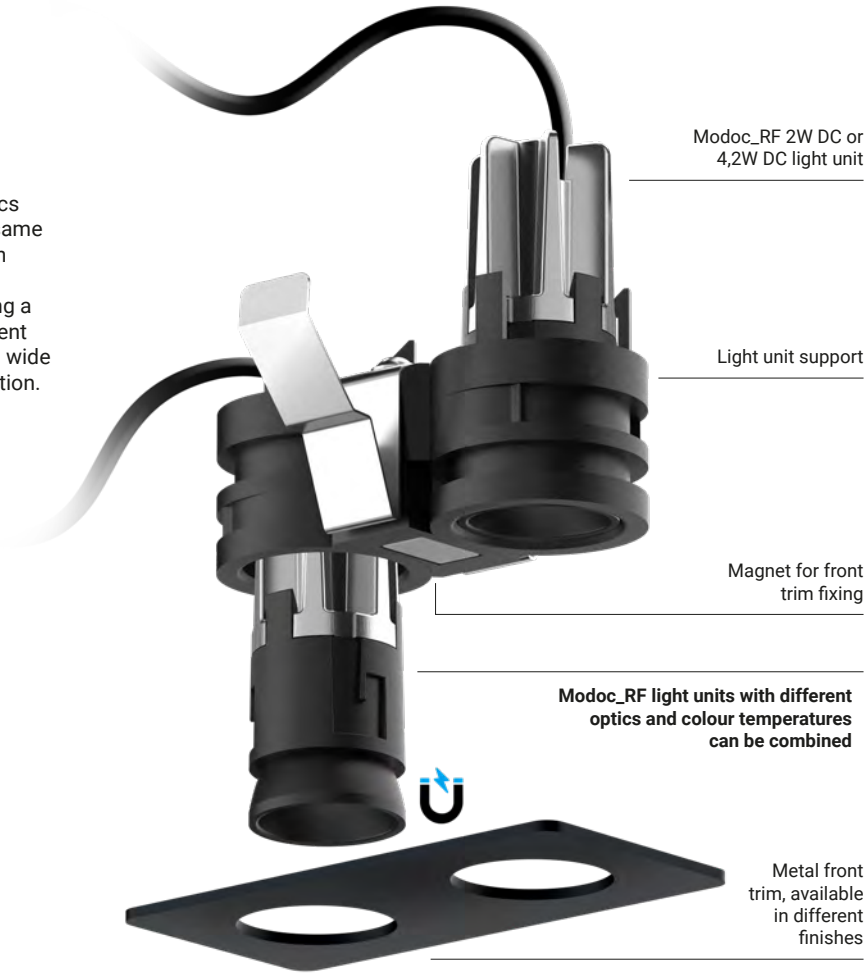

APPLICATION MODULARITY

Modules can be installed individually or **combined in 2- and 3-light configurations**, enabling continuous, perfectly aligned and coordinated compositions. The practical adhesive template simplifies positioning during installation, ensuring fast assembly and precise module alignment.

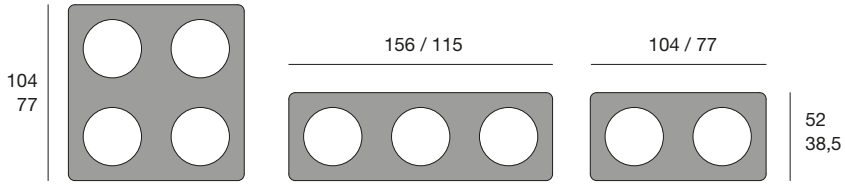

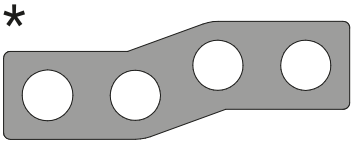

* Upon request, the front trim can be manufactured with custom geometries, adapting both the shape and the number of light units to the specific requirements of the project.

See page: 84/85

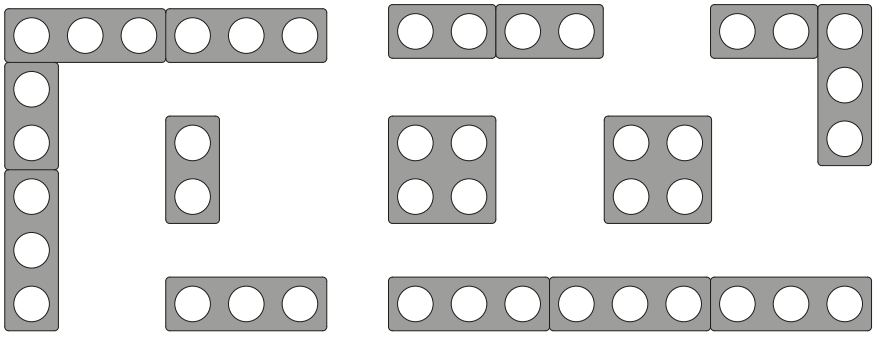

Playmode_E2 | Support for Modoc_RF 2 W DC



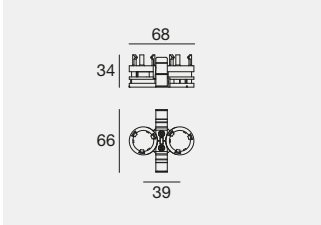



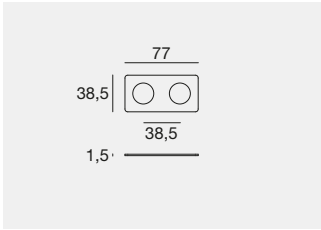

NEW

ABS C-C100030 Magnetic support for 2 lights

To be completed with Modoc_RF (2x) C00783 lighting unit and front frame.

Adesive template: (pag 86)

WH	**C-K400233**	2-light front frame
BB	**C-K400229**	2-light front frame
CH	**C-K400230**	2-light front frame
DZ	**C-K400231**	2-light front frame
NK	**C-K400232**	2-light front frame
AU	**C-K400259**	2-light front frame

Playmode_E3 | Support for Modoc_RF 2 W DC



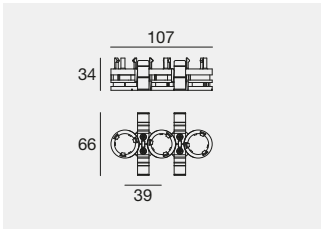



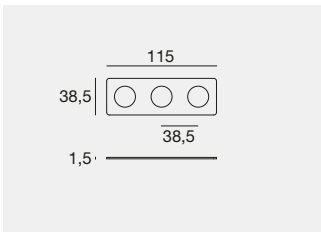

NEW

ABS C-C100031 Magnetic support for 3 lights

To be completed with Modoc_RF (3x) C00783 lighting unit and front frame.

Adesive template: (pag 86)

WH	**C-K400238**	3-light front frame
BB	**C-K400234**	3-light front frame
CH	**C-K400235**	3-light front frame
DZ	**C-K400236**	3-light front frame
NK	**C-K400237**	3-light front frame
AU	**C-K400260**	3-light front frame

Playmode_E4 | Support for Modoc_RF 2 W DC



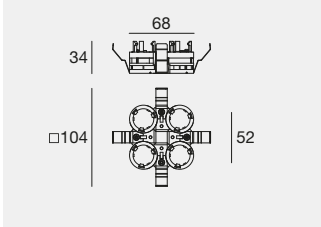



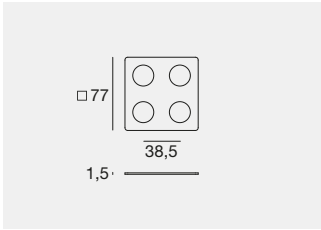

NEW

ABS C-C100032 Magnetic support for 4 lights

To be completed with Modoc_RF (4x) C00783 lighting unit and front frame.

Adesive template: (pag 86)

WH	**C-K400243**	4-light front frame
BB	**C-K400239**	4-light front frame
CH	**C-K400240**	4-light front frame
DZ	**C-K400241**	4-light front frame
NK	**C-K400242**	4-light front frame
AU	**C-K400261**	4-light front frame

Modoc_RF | Lighting unit | powerLED | 630 mA | 2 W DC



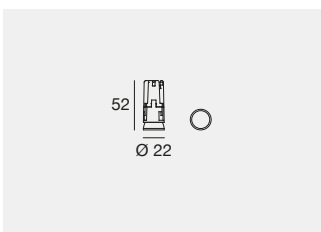

C.C. IP20 IP65

	Fin	Cct	lm S - lm D	Opt
CRI 90/80*				
C00783	**WH**	**A***	199 - 137	**SP** (19° UGR<19)
	BB	**M**	204 - 134	**ML** (37° UGR<19)
		W	217 - 142	**WF** (52°)
		T	217 - 142	
		N	232 - 152	

Electronics: **C1** (pag 86) | Accessories: (pag 86)

Playmode_E2 | Support for Modoc_RF 4,2 W DC



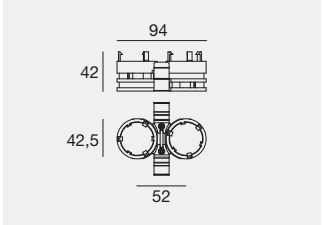



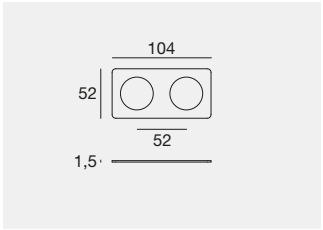

NEW

ABS **C-C100033** Magnetic support for 2 lights

To be completed with Modoc_RF (2x) C02081 lighting unit and front frame.

Adesive template: (pag 86)

WH	**C-K400248**	2-light front frame
BB	**C-K400244**	2-light front frame
CH	**C-K400245**	2-light front frame
DZ	**C-K400246**	2-light front frame
NK	**C-K400247**	2-light front frame
AU	**C-K400262**	2-light front frame

Playmode_E3 | Support for Modoc_RF 4,2 W DC



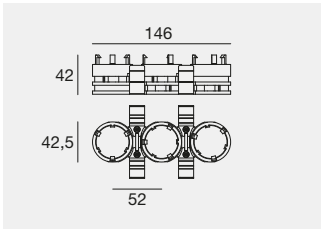



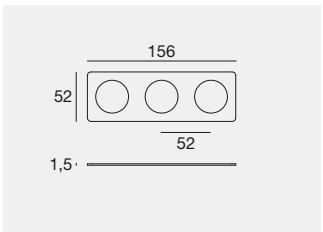

NEW

ABS **C-C100034** Magnetic support for 3 lights

To be completed with Modoc_RF (3x) C02081 lighting unit and front frame.

Adesive template: (pag 86)

WH	**C-K400253**	3-light front frame
BB	**C-K400249**	3-light front frame
CH	**C-K400250**	3-light front frame
DZ	**C-K400251**	3-light front frame
NK	**C-K400252**	3-light front frame
AU	**C-K400263**	3-light front frame

Playmode_E4 | Support for Modoc_RF 4,2 W DC



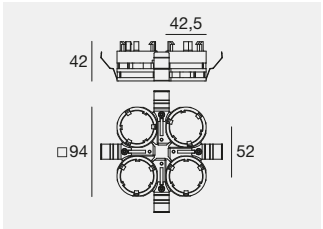



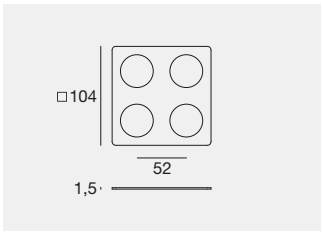

NEW

ABS **C-C100035** Magnetic support for 4 lights

To be completed with Modoc_RF (4x) C02081 lighting unit and front frame.

Adesive template: (pag 86)

WH	**C-K400258**	4-light front frame
BB	**C-K400254**	4-light front frame
CH	**C-K400255**	4-light front frame
DZ	**C-K400256**	4-light front frame
NK	**C-K400257**	4-light front frame
AU	**C-K400264**	4-light front frame

Modoc_RF | Lighting unit | powerLED | 350 mA | 4,2 W DC



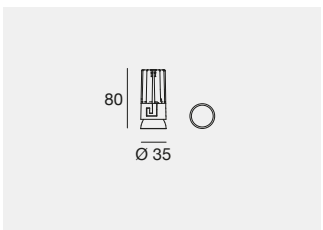

C.C. IP20 IP65 NEW

	Fin	Cct	lm S - lm D	Opt
CRI 90/80*				
C02081	**WH**	**A***	535 - 537	**SP** (19°)
	BB	**M**	602 - 387	**FL** (24°)
		W	636 - 401	**WF** (52°)
		T	662 - 417	
		N	680 - 429	

Electronics: **D1** (pag 86) | Accessories: (pag 86)

Finishes

WH Text white R9003 | DZ Anodic bronze | CH Polished (galvanic) chrome
BB Text black R9005 | NK Brushed nickel | AU Painted gold

Cct

A 2200 **W** 3000 **N** 4000
M 2700 **T** 3500

PLAYMODE CUSTOM GEOMETRY

Every project defines its own geometry. Upon request, Playmode can be manufactured with fully customized front frames, developed to complement the architecture or create exclusive configurations. The use of Playmode_E2/E3 supports or the Playmode_Connector for custom installations allows the arrangement of the downlights to be adapted to the geometry of the front frame, while maintaining installation accuracy and maximum compositional freedom.

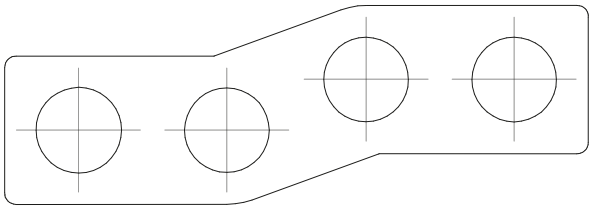

1

1

Upon request, a custom front frame is designed. Once the geometry has been defined, the frame is manufactured in metal and finished in the selected coating from the available options.



2

2

To adapt the number of Modoc_RF luminaires to the front frame, Playmode_E2/E3 supports or the Playmode_Connector can be used. The interconnectable supports can be adjusted to different angles (for further details, see page 85), adapting to the front frame geometry and ensuring the correct positioning of the modules.



3

3

Create the installation opening using the linear or curved adhesive templates. (C-C100023, C-C100024, C-C100025)



4

4

Install the Modoc_RF downlights onto the corresponding magnetic supports, insert the assembly into the previously prepared opening and complete the installation by fitting the decorative front frame.

Playmode_Connector | Joining support for Modoc_RF 2 W DC



NEW

ABS C-C100037 Joining support for Playmode_E2/_E3/_E4

Accessory intended exclusively for installations with a custom front frame. To be completed with Modoc_RF lighting unit C00783 (1x)

Accessories: (pag 82) | Adesive template: (pag 86)

Playmode_Connector | Joining support for Modoc_RF 4,2 W DC



NEW

ABS C-C100038 Joining support for Playmode_E2/_E3/_E4

Accessory intended exclusively for installations with a custom front frame. To be completed with Modoc_RF lighting unit C02081 (1x)

Accessories: (pag 83) | Adesive template: (pag 86)

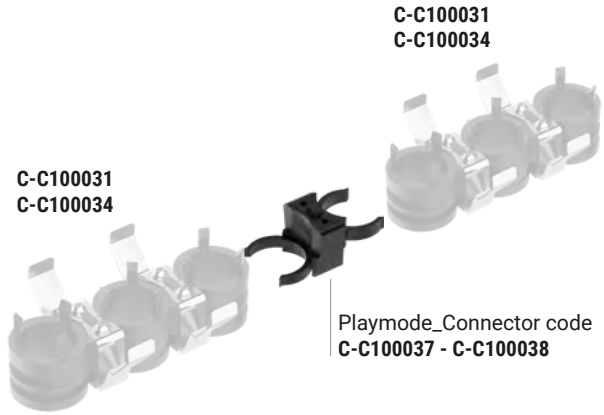

5° INCREMENTAL ANGULAR CONFIGURATION

The curved adhesive template enables precise adjustment of the magnetic support angle in 5° increments, allowing the arrangement of the downlights to be adapted to the geometry of the front frame. For the version with a 38.5 mm wide front frame, designed for Modoc_RF 2 W, **the maximum allowable angle is 30°**.

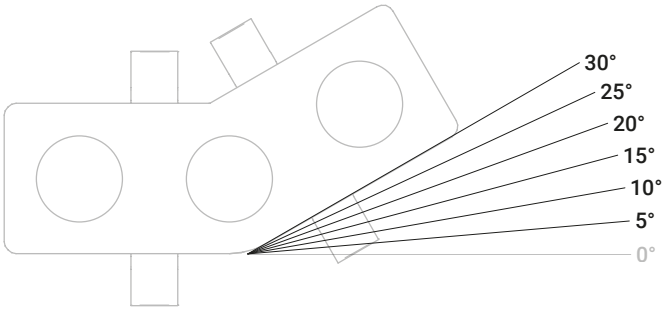

The curved adhesive template enables precise adjustment of the magnetic support angle in 5° increments, allowing the arrangement of the downlights to be adapted to the geometry of the front frame. For the version with a 52 mm wide front frame, designed for Modoc_RF 4.2 W, **the maximum allowable angle is 45°**.

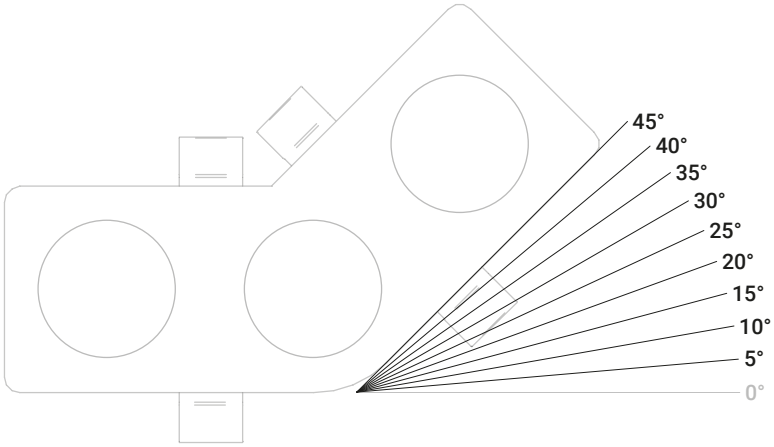

A PLAY OF COMBINATIONS

The different finishes of the decorative trim, combined with the option of selecting the light unit in either white or black, enable coordinated or contrasting configurations, expanding the system's design possibilities.



Text White (WH) + Modoc_RF Black



Text White (WH) + Modoc_RF White



Text white (WH)



Polished (galvanic) chrome (CH)



Text black (BB)



Brushed nickel (NK)



Painted gold (AU)



Anodic bronze (DZ)

INSTALLATION WITH ADHESIVE TEMPLATE



Apply the adhesive template to the suspended ceiling in the desired position.



Drill the holes at the reference marks indicated on the template, according to the selected configuration.



Remove the plasterboard section between the holes, creating the slot required for inserting the mounting support.





Connect the lighting units, magnetically attach the front trim, and insert the complete Playmode module into the prepared slot.

Accessories

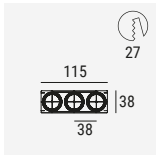

C-C100023 5x Linear adhesive template

suitable for: Playmode (for Modoc_RF 2W DC Ø 22mm)

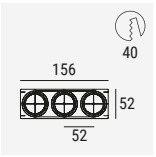

C-C100024 5x Linear adhesive template

suitable for: Playmode (for Modoc_RF 4,2W DC Ø 35mm)

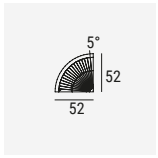

C-C100025 5x Curved adhesive templates

suitable for: Template C-C100023 - C-C100024



C-K400265 Magnetic support extraction tool

suitable for: Playmode_E2 / E3 / E4

Electronics

C1 | 630 mA | 2 W DC

89147	99376	99105	99710	99713	+ driver 24V DC	
					99374	99331
ON/OFF	ON/OFF	ON/OFF	24V DC converter	24V DC converter	75W	150W
1 - 2 art.	3 - 6 art.	6 - 12 art.	0/1-10V 1 - 6 art.	DALI 1 - 6 art.		
138 x 22 x h 21	138 x 22 x h 21	103 x 58 x h 27	138 x 22 x h 20	138 x 22 x h 20		
29	29	64	29	29	56	70

D1 | 350 mA | 4 W DC

89145	99375	C-E100010	C-E100011
ON/OFF	ON/OFF	0/1-10V	DALI/PUSH
1 art.	2 - 3 art.	1 art.	1 art.
138 x 22 x h 21	138 x 22 x h 21	138 x 22 x h 22	138 x 22 x h 22
29	29	31	31



VOS

Aluminium body. Aluminium flange. Black-painted optics compartment.



	_Ww
W	17
mm	**Ø 135**
Cct	2700-3000 4000
Opt	**Adj. Ww**
Elec.	On/Off 0/1-10V DALI
Col.	WH BB



	_R
W	2-3-4,5-6,3-8-15
mm	**Ø 35-42-71-105**
Cct	2700-3000-4000
Opt	**Spot-Flood** **M.Flood-M.W.Flood** **W-Flood**
Elec.	On/Off 0/1-10V DALI
Col.	WH BB



	_Q
W	2-3-4,5-6,3-8-15
mm	**□ 35-42-71-105**
Cct	2700-3000-4000
Opt	**Spot-Flood** **M.Flood-M.W.Flood** **W.Flood**
Elec.	On/Off 0/1-10V DALI
Col.	WH BB

A complete range of recessed downlights designed for interior lighting in a contemporary style, boasting high performance and minimal aesthetic impact. The Vos luminaires offer high visual comfort due to the optical compartment that uses the pin-hole camera concept, guaranteeing reflectance control. The source is arranged on a plane set back from the opening of the compartment: the photons that compose the primary light beam exit without encountering obstacles, while the more external ones bounce within the compartment, painted black to obtain the maximum degree of absorption.



CONTOURED WALL WASHER

The new technology revolutionises the standards established until now for wall washer lighting. The diaphragm positioned on the optics compartment allows the breadth of the light beam to be adjusted, for versatile and high performance wall lighting. The beam always reaches the peak near the edge of the ceiling, usually narrow and difficult to light, whereas, acting on the opening of the diaphragm, the angle of emission can be changed and therefore the beam can be narrowed or widened, allowing Vos_Ww to be positioned at any distance from the wall and maintaining an immediate, precise and perfect wash to emphasise great works exhibited.



Vos_R | V2 | powerLED | 630 mA 2 W DC | 1000 mA 3 W DC



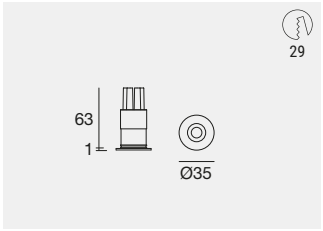

		Fin	Cct	lm S - lm D 2 W	lm S - lm D 3 W	Opt
CRI 90						
C01378		**WH**	**M**	227 - 93	328 - 133	**FL** (23°)
C01379	HC	**BB**	**W**	248 - 104	358 - 149	**ML** (31°)
			N	279 - 109	435 - 156	**WF** (57°)

Electronics: 2W **C1** - 3W **FQ** (pag 91) | Recessed casing (pag 90)

Vos_R | V2 | powerLED | 500 mA 4,5 W DC | 700 mA 6,3 W DC



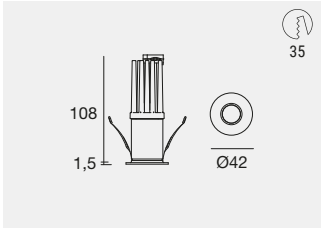

		Fin	Cct	lm S - lm D 4,5 W	lm S - lm D 6,3 W	Opt
CRI 90						
C00046		**WH**	**M**	544 - 225	715 - 296	**SP** (19° UGR<16)
		BB	**W**	569 - 235	748 - 309	**FL** (24° UGR<16)
			N	612 - 253	805 - 333	**MW** (46°)
CRI 90						
C00047	HC	**WH**	**M**	544 - 156	715 - 205	**SP** (17° UGR<11)
		BB	**W**	569 - 163	748 - 215	**FL** (21° UGR<16)
			N	612 - 175	805 - 231	**ML** (36° UGR<16)

Electronics: 4,5W **FM** - 6,3W **I1** (pag 91) | Recessed casing: (pag 90)

Vos_R | powerLED | 700 mA | 8 W DC



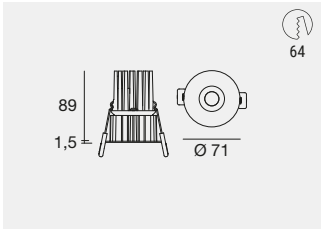

		Cct	lm S - lm D	Opt
CRI 90				
WH **90662**		**M**	689 - 370	**15** (15° UGR<19)
BB **90663**		**W**	738 - 397	**30** (34° UGR<19)
WH **90670**	HC	**N**	796 - 427	**45** (56°)
BB **90671**	HC			

Electronics: **J1** (pag 91) | Recessed casing * & ccessories: (pag 90)

Vos_R | arrayLED | 400 mA | 15 W DC



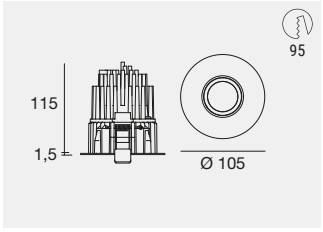

		Cct	lm S - lm D	Opt
CRI 90				
WH **90674**		**M**	2363 - 1273	**15** (21° UGR<11)
BB **90675**		**W**	2460 - 1325	**30** (33° UGR<11)
WH **90682**	HC	**N**	2498 - 1346	**60** (49° UGR<19)
BB **90683**	HC			

Electronics: **P2** (pag 91) | Recessed casing: (pag 90)

Vos_R Ww | powerLED | 500 mA | 17 W DC



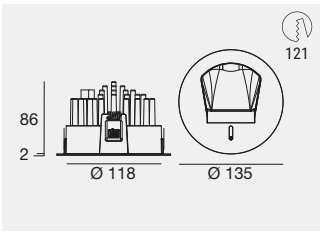

		Cct	lm S - lm D	Opt
CRI 90				
WH **82469**		**M**	2026 - 968	**07** (Adj. Ww)
BB **82470**		**W**	2174 - 998	
		N	2520 - 1075	

Electronics: **Q1** (pag 91)

Finishes
WH Text white R9003
BB Text black R9005

Cct
M 2700 **N** 4000
W 3000

Accessories
HC Honeycomb

Vos_Q | V2 | powerLED | 630 mA 2 W DC | 1000 mA 3 W DC



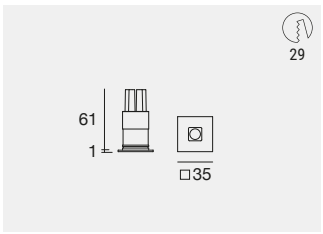

	Fin	Cct	lm S - lm D 2 W	lm S - lm D 3 W	Opt
CRI 90					
C01380	**WH**	**M**	227 - 85	328 - 123	**FL** (23°)
C01381 HC	**BB**	**W**	248 - 96	358 - 139	**ML** (31°)
		N	279 - 101	435 - 144	**MW** (47°)

Electronics: 2W **C1** - 3W **FQ** (pag 91) | Recessed casing (pag 90)

Vos_Q | V2 | powerLED | 500 mA 4,5 W DC | 700 mA 6,3 W DC



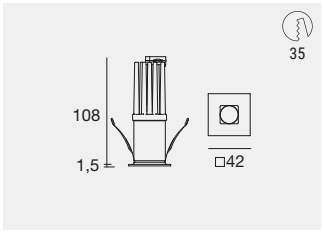

	Fin	Cct	lm S - lm D 4,5 W	lm S - lm D 6,3 W	Opt
CRI 90					
C00040	**WH**	**M**	544 - 202	715 - 266	**SP** (19° UGR<16)
	BB	**W**	569 - 212	748 - 278	**FL** (23° UGR<16)
		N	612 - 228	805 - 299	**MW** (43°)
CRI 90					
C00045 HC	**WH**	**M**	544 - 143	715 - 188	**SP** (17° UGR<11)
	BB	**W**	569 - 149	748 - 196	**FL** (21° UGR<11)
		N	612 - 160	805 - 211	**ML** (34° UGR<16)

Electronics: 4,5W **FM** - 6,3W **I1** (pag 91)

Vos_Q | powerLED | 700 mA | 8 W DC



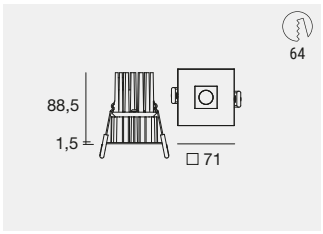

		Cct	lm S - lm D	Opt
CRI 90				
WH 90660		**M**	689 - 369	**15** (15° UGR<16)
BB 90661		**W**	738 - 396	**30** (30° UGR<19)
WH 90666	HC	**N**	796 - 427	**45** (52°)
BB 90667	HC			

Electronics: **J1** (pag 91) | Recessed casing*: (pag 90)

Vos_Q | arrayLED | 400 mA | 15 W DC



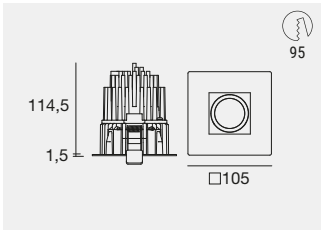

		Cct	lm S - lm D	Opt
CRI 90				
WH 90672		**M**	2363 - 1308	**15** (20° UGR<11)
BB 90673		**W**	2460 - 1362	**30** (33° UGR<16)
WH 90678	HC	**N**	2498 - 1383	**60** (49° UGR<19)
BB 90679	HC			

Electronics: **P2** (pag 76)

Recessed casings



PLP **89373** Recessed casing *

suitable for: Vos_R 8W - Vos_Q 8W

* with recessed casing for brick power reduction to 6,3W DC 500mA



PLP **89374** Recessed casing *

suitable for: Vos_R 8W - Vos_Q 8W

* with recessed casing for brick power reduction to 6,3W DC 500mA

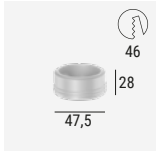

AL **99848** Recessed casing for flush installation

suitable for: Vos_R 4,5/6,3W



AL **99849** Recessed casing for flush installation

suitable for: Vos_R 8W

Electronics

C1 | 630 mA | 2 W DC

89147	99376	99105	99710	99713	+ driver 24V DC	
					99374	99331
ON/OFF	ON/OFF	ON/OFF	24V DC converter	24V DC converter	75W	150W
1 - 2 art.	3 - 6 art.	6 - 12 art.	0/1-10V 1 - 6 art.	DALI 1 - 6 art.		
138 x 22 x h 21	138 x 22 x h 21	103 x 58 x h 27	138 x 22 x h 20	138 x 22 x h 20		
29	29	64	29	29	56	70

FQ | 900/1000 mA | 3 W DC

C-E100046	C-E100047	C-E100033	C-E100058
ON/OFF	DALI	ON/OFF	DALI/PUSH
1 - 6 art.	1 - 3 art.	4 - 12 art.	4 - 12 art.
130 x 38 x h 28	140 x 36 x h 20	138 x 44 x h 23	131 x 43 x h 30
48	40	50	53

J1 | 700 mA | 8/8,5/9 W DC

99735	99147	99733	C-E100012	C-E100016
ON/OFF	ON/OFF	0/1-10V	DALI/PUSH	DALI/PUSH
1 art.	2 - 3 art.	1 art.	1 art.	2 - 3 art.
134 x 37 x h 31	103 x 58 x h 27	134 x 37 x h 31	134 x 37 x h 31	131 x 44 x h 30
48	64	48	48	54

Q1 | 500 mA | 17/18 W DC

99106	99115	C-E100001
ON/OFF	0/1-10V	DALI/PUSH
1 art.	1 art.	1 art.
103 x 58 x h 27	210 x 48 x h 28	131 x 44 x h 30
64	56	54

FM | 500 mA | 4,5 W DC

89146	99377	C-E100004	C-E100005	C-E100001
ON/OFF	ON/OFF	0/1-10V	DALI/PUSH	DALI/PUSH
1 art.	1 - 2 art.	1 art.	1 art.	1 - 2 art.
138 x 22 x h 21	138 x 22 x h 21	124 x 22 x h 22	124 x 22 x h 22	131 x 44 x h 30
29	64	31	31	54

I1 | 700 mA | 6,5 W DC

99735	99147	99733	83323	C-E100016
ON/OFF	ON/OFF	0/1-10V	DALI/PUSH	DALI/PUSH
1 art.	2 - 4 art.	1 art.	1 art.	2 - 4 art.
134 x 37 x h 31	103 x 58 x h 27	134 x 37 x h 31	134 x 37 x h 31	131 x 44 x h 30
48	64	48	48	54

P2 | 400 mA | 15 W DC

99740	99739	C-E100032
ON/OFF	0/1-10V	DALI/PUSH
1 art.	1 art.	1 art.
134 x 37 x h 31	134 x 37 x h 31	149 x 37 x h 31
48	48	48



WARP

Aluminium body.



Aesthetic harmony with the false ceiling is achieved with the Warp collection of recessed luminaires. Use of the extremely slim flange means it is possible to maintain visual continuity in the surface. The versions with the integrated Honeycomb set-up are able to further shield the source to ensure optimal visual comfort.



Warp_R | V2 | powerLED | 630 mA 2 W DC | 1000 mA 3 W DC



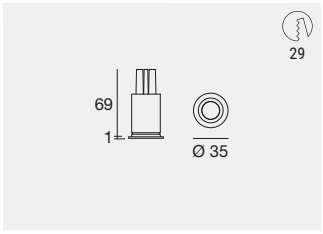

		Fin		Cct	Im S - Im D	Im S - Im D	Opt	
CRI 90					2 W	3 W		
C01041		**WH**		**M**	199 - 101	358 - 149	**SP**	(19°)
C01042	HC	**BB**		**W**	212 - 108	402 - 163	**FL**	(25°)
				N	237 - 120	417 - 169	**MW**	(46°)

Electronics: 2W **C1** - 3W **FQ** (pag 93)

Warp_R | V2 | powerLED | 500 mA 4,5 W DC | 700 mA 6,3 W DC



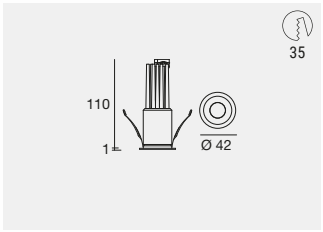

		Fin		Cct	Im S - Im D	Im S - Im D	Opt	
CRI 90					4,5 W	6,3 W		
C00052		**WH**		**M**	544 - 365	715 - 480	**SP**	(19° UGR<16)
		BB		**W**	569 - 382	748 - 501	**FL**	(28°)
				N	612 - 410	805 - 540	**WF**	(50°)
CRI 90								
C00053	HC	**WH**		**M**	544 - 227	715 - 299	**SP**	(17° UGR<11)
		BB		**W**	569 - 238	748 - 312	**FL**	(25° UGR<19)
				N	612 - 255	805 - 336	**ML**	(39°)

Electronics: 4,5W **FM** - 6,3W **I1** (pag 93)

Finishes		Cct		Accessories
WH	Text white R9003	**M** 2700	**N** 4000	HC Honeycomb
BB	Text black R9005	**W** 3000		

Warp_R | powerLED | 800 mA | 10 W DC



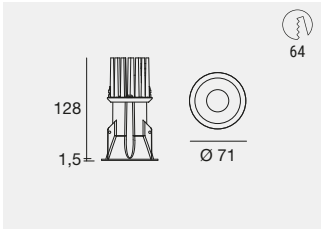

Warp_R | arrayLED | 400 mA | 15 W DC



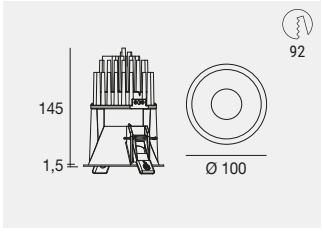

Warp_R | arrayLED | 700 mA | 25 W DC



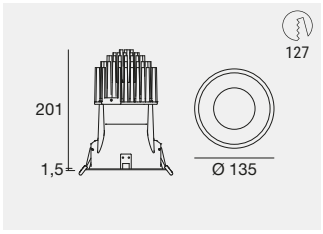

		Cct	lm S - lm D	Opt
CRI 90				
WH **90762**		**M**	960 - 694	**15** (17° UGR<16)
BB **90763**		**W**	1034 - 747	**30** (27° UGR<19)
WH **90766**	HC	**N**	1108 - 800	**60** (39°)
BB **90767**	HC			

Electronics: **K1** (pag 93)

		Cct	lm S - lm D	Opt
CRI 90				
WH **90776**		**M**	2363 - 1724	**15** (22° UGR<16)
BB **90777**		**W**	2460 - 1793	**30** (38° UGR<16)
WH **90780**	HC	**N**	2498 - 1822	**60** (52° UGR<19)
BB **90781**	HC			

Electronics: **P2** (pag 93)

		Cct	lm S - lm D	Opt
CRI 90				
WH **90790**		**M**	3967 - 2790	**15** (21° UGR<16)
BB **90791**		**W**	4134 - 2908	**30** (34°)
WH **90794**	HC	**N**	4192 - 2944	**60** (39°)
BB **90795**	HC			

Electronics: **T2** (pag 93)

Electronics

C1 | 630 mA | 2 W DC

89147	**99376**	**99105**	**99710**	**99713**	**+ driver 24V DC**	
					99374	**99331**
ON/OFF	ON/OFF	ON/OFF	24V DC converter	24V DC converter	75W	150W
1 - 2 art.	3 - 6 art.	6 - 12 art.	0/1-10V 1 - 6 art.	DALI 1 - 6 art.		
138 x 22 x h 21	138 x 22 x h 21	103 x 58 x h 27	138 x 22 x h 20	138 x 22 x h 20		
29	29	64	29	29	56	70

FQ | 900/1000 mA | 3 W DC

C-E100046	**C-E100047**	**C-E100033**	**C-E100058**
ON/OFF	DALI	ON/OFF	DALI/PUSH
1 - 6 art.	1 - 3 art.	4 - 12 art.	4 - 12 art.
130 x 38 x h 28	140 x 36 x h 20	138 x 44 x h 23	131 x 43 x h 30
48	40	50	53

K1 | 800 mA | 10 W DC

99735	**99135**	**99733**	**C-E100013**	**99345**
ON/OFF	ON/OFF	0/1-10V	DALI/PUSH	DALI/PSUH
1 art.	2 - 3 art.	1 art.	1 art.	1 - 3 art.
134 x 37 x h 31	103 x 58 x h 27	134 x 37 x h 31	124 x 22 x h 22	210 x 48 x h 25
48	64	48	31	56

T2 | 700 mA | 25 W DC

99112	**83066**	**C-E100031**
ON/OFF	0/1-10V, DALI/PUSH	DALI/PUSH
1 art.	1 art.	1 art.
103 x 58 x h 27	124 x 79 x h 22	131 x 44 x h 30
64	84	54

FM | 500 mA | 4,5 W DC

89146	**99377**	**C-E100004**	**C-E100005**	**C-E100001**
ON/OFF	ON/OFF	0/1-10V	DALI/PUSH	DALI/PUSH
1 art.	1 - 2 art.	1 art.	1 art.	1 - 2 art.
138 x 22 x h 21	138 x 22 x h 21	124 x 22 x h 22	124 x 22 x h 22	131 x 44 x h 30
29	64	31	31	54

I1 | 700 mA | 6,5 W DC

99735	**99147**	**99733**	**83323**	**C-E100016**
ON/OFF	ON/OFF	0/1-10V	DALI/PUSH	DALI/PUSH
1 art.	2 - 4 art.	1 art.	1 art.	2 - 4 art.
134 x 37 x h 31	103 x 58 x h 27	134 x 37 x h 31	134 x 37 x h 31	131 x 44 x h 30
48	64	48	48	54

P2 | 400 mA | 15 W DC

99740	**99739**	**C-E100032**
ON/OFF	0/1-10V	DALI/PUSH
1 art.	1 art.	1 art.
134 x 37 x h 31	134 x 37 x h 31	149 x 37 x h 31
48	48	48

Finishes

WH Text white R9003
BB Text black R9005

Cct

M 2700 **N** 4000 HC Honeycomb
W 3000

Accessories

QUANTUM

Aluminium body.





HC IP44 IP65

The performance of Quantum luminaires is combined with soft and refined shapes. This organic design was recognised the prestigious RedDot Award. The versions with HC set-up include the Honeycomb filter, which allows the source to be shielded, offering an almost complete solution to glare.

reddot award 2015
winner

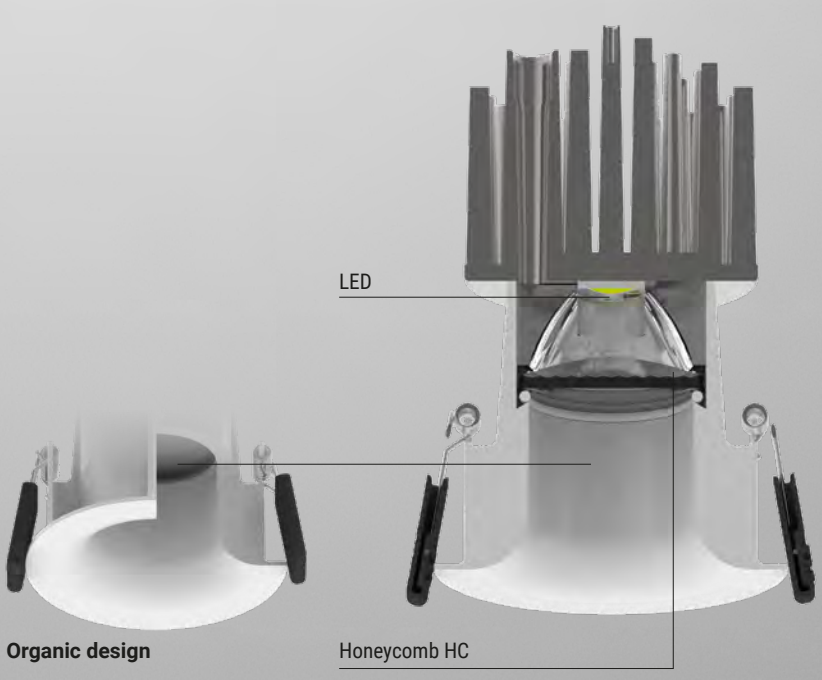

Quantum_R | V2 | powerLED | 630 mA 2 W DC | 1000 mA 3 W DC



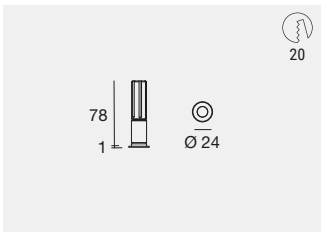

	Fin	Cct	Im S - Im D 2 W	Im S - Im D 3 W	Opt
CRI 90					
C01038	**WH**	**M**	227 - 83	328 - 119	**SP** (19° UGR<19)
	BB	**W**	248 - 91	358 - 130	**FL** (25°)
	AU	**N**	279 - 95	435 - 135	**MW** (45°)

Electronics: 2W **C1** - 3W **FQ** (pag 95)

Quantum_R | V2 | powerLED | 500 mA 4,5 W DC | 700 mA 6,3 W DC



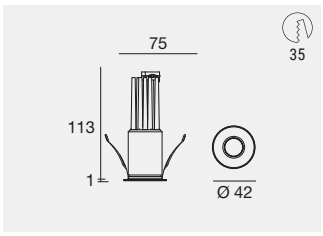

	Fin	Cct	Im S - Im D 4,5 W	Im S - Im D 6,3 W	Opt
CRI 90					
C00048	**WH**	**M**	544 - 336	715 - 442	**SP** (18° UGR<19)
	BB	**W**	569 - 352	748 - 463	**FL** (23°)
	AU	**N**	612 - 378	805 - 498	**WF** (50°)
CRI 90					
C00049 HC	**WH**	**M**	544 - 212	715 - 278	**SP** (16° UGR<16)
	BB	**W**	569 - 221	748 - 291	**FL** (20° UGR<19)
	AU	**N**	612 - 238	805 - 313	**MW** (40° UGR<19)

Electronics: 4,5W **FM** - 6,3W **I1** (pag 95)

Quantum_R | powerLED | 800 mA | 10 W DC



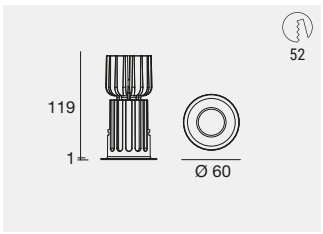

		Cct	Im S - Im D	Opt
CRI 90				
WH **80029**		**M**	960 - 657	**15** (20° UGR<19)
BB **80030**		**W**	1034 - 709	**30** (25°)
AU **82877**		**N**	1108 - 762	**45** (47°)
WH **80033**	HC			
BB **80034**	HC			
AU **82878**	HC			

Electronics: **K1** (pag 95)

Quantum_R | arrayLED | 400 mA | 15 W DC



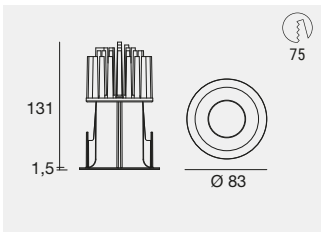

		Cct	Im S - Im D	Opt
CRI 90				
WH **80035**		**M**	2363 - 1325	**15** (20°)
BB **80036**		**W**	2460 - 1380	**30** (30°)
AU **82881**		**N**	2498 - 1401	**45** (40°)
WH **80039**	HC			
BB **80040**	HC			
AU **82882**	HC			

Electronics: **P2** (pag 95)

Electronics

C1 | 630 mA | 2 W DC

89147	99376	99105	99710	99713	+ driver 24V DC 99374	99331
ON/OFF	ON/OFF	ON/OFF	24V DC converter	24V DC converter	75W	150W
1 - 2 art.	3 - 6 art.	6 - 12 art.	0/1-10V 1 - 6 art.	DALI 1 - 6 art.		
138 x 22 x h 21	138 x 22 x h 21	103 x 58 x h 27	138 x 22 x h 20	138 x 22 x h 20		
29	29	64	29	29	56	70

FQ | 900/1000 mA | 3 W DC

C-E100046	C-E100047	C-E100033	C-E100058
ON/OFF	DALI	ON/OFF	DALI/PUSH
1 - 6 art.	1 - 3 art.	4 - 12 art.	4 - 12 art.
130 x 38 x h 28	140 x 36 x h 20	138 x 44 x h 23	131 x 43 x h 30
48	40	50	53

K1 | 800 mA | 10 W DC

99735	99135	99733	C-E100013	99345
ON/OFF	ON/OFF	0/1-10V	DALI/PUSH	DALI/PSUH
1 art.	2 - 3 art.	1 art.	1 art.	1 - 3 art.
134 x 37 x h 31	103 x 58 x h 27	134 x 37 x h 31	124 x 22 x h 22	210 x 48 x h 25
48	64	48	31	56

FM | 500 mA | 4,5 W DC

89146	99377	C-E100004	C-E100005	C-E100001
ON/OFF	ON/OFF	0/1-10V	DALI/PUSH	DALI/PUSH
1 art.	1 - 2 art.	1 art.	1 art.	1 - 2 art.
138 x 22 x h 21	138 x 22 x h 21	124 x 22 x h 22	124 x 22 x h 22	131 x 44 x h 30
29	64	31	31	54

I1 | 700 mA | 6,5 W DC

99735	99147	99733	83323	C-E100016
ON/OFF	ON/OFF	0/1-10V	DALI/PUSH	DALI/PUSH
1 art.	2 - 4 art.	1 art.	1 art.	2 - 4 art.
134 x 37 x h 31	103 x 58 x h 27	134 x 37 x h 31	134 x 37 x h 31	131 x 44 x h 30
48	64	48	48	54

P2 | 400 mA | 15 W DC

99740	99739	C-E100032
ON/OFF	0/1-10V	DALI/PUSH
1 art.	1 art.	1 art.
134 x 37 x h 31	134 x 37 x h 31	149 x 37 x h 31
48	48	48

Finishes

WH Text white R9003
BB Text black R9005
AU Painted gold

Cct

M 2700
W 3000
N 4000

Accessories

HC Honeycomb

EPITAX

Aluminium body



Trimless
The downlights of the Epitax family can be flush-mounted or extracted in a semi-recessed position even after installation has already been performed: this possibility greatly simplifies the extraction operation and makes Epitax a versatile and easy-to-configure product.

Retracted source
The particularly recessed light source enables a defined emission, reducing the incidence of the secondary light beam and significantly reducing glare.



Epitax | V2 | powerLED | 630 mA 2 W DC | 1000 mA 3 W DC



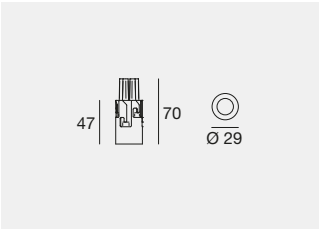

	Fin		Cct	Im S - Im D 2 W	Im S - Im D 3 W	Opt	
CRI 90							
C01245	**WH**		**M**	227 - 125	328 - 178	**FL**	(22°)
	BB		**W**	248 - 137	358 - 195	**ML**	(30°)
	AU		**N**	279 - 141	435 - 202	**WF**	(52°)

Electronics: 2W **C1** - 3W **FQ** (pag 99) | Recessed casing (pag 99)

Epitax | V2 | powerLED | 500 mA 4,5 W DC | 700 mA 6,3 W DC



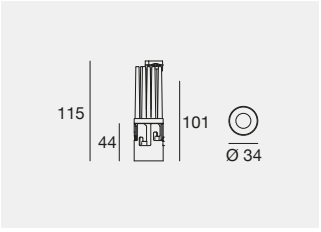

		Fin		Cct	Im S - Im D 4,5 W	Im S - Im D 6,3 W	Opt	
CRI 90								
C00058		**WH**		**M**	544 - 366	715 - 480	**SP**	(19° UGR<19)
		BB		**W**	569 - 382	748 - 502	**FL**	(26°)
		AU		**N**	612 - 411	805 - 540	**WF**	(50°)
CRI 90								
C00059	HC	**WH**		**M**	544 - 230	715 - 303	**SP**	(17° UGR<16)
		BB		**W**	569 - 241	748 - 317	**FL**	(21° UGR<16)
		AU		**N**	612 - 259	805 - 341	**MW**	(40° UGR<19)

Electronics: 4,5W **FM** - 6,3W **I1** (pag 99) | Recessed casing (pag 99)

Epitax | powerLED | 800 mA | 10 W DC



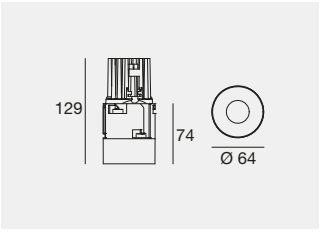

	Cct	Im S - Im D	Opt	
CRI 90				
WH **80595**	**M**	960 - 633	**15**	(17° UGR<16)
BB **80596**	**W**	1034 - 681	**30**	(28° UGR<19)
AU **80751**	**N**	1108 - 732	**45**	(42°)

Electronics: **K1** (pag 99) | Recessed casing (pag 99)

Epitax | arrayLED | 400 mA | 15 W DC



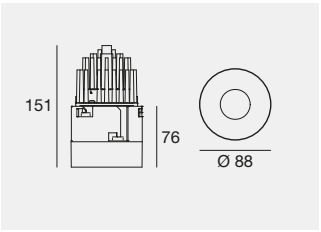

	Cct	Im S - Im D	Opt	
CRI 90				
WH **80603**	**M**	2363 - 1559	**15**	(22° UGR<16)
BB **80604**	**W**	2460 - 1623	**30**	(38° UGR<16)
AU **80753**	**N**	2498 - 1648	**60**	(50° UGR<19)

Electronics: **P2** (pag 99) | Recessed casing (pag 99)



Warm & chic gold (AU)



Black RAL9005 (BB)



White RAL9003 (WH)

The Epitax models must be completed with the appropriate plasterboard outer casing.

Finishes

WH Text white R9003
BB Text black R9005
AU Painted gold

Cct

M 2700
W 3000
N 4000

Accessories

HC Honeycomb



Private Club Membership in the fashion district
Milan (Italy)

Project: Studio Christian Grande

Photography:
Marco Reggi



Electronics

C1 | 630 mA | 2 W DC

89147	99376	99105	99710	99713	+ driver 24V DC	
					99374	99331
ON/OFF	ON/OFF	ON/OFF	24V DC converter	24V DC converter	75W	150W
1 - 2 art.	3 - 6 art.	6 - 12 art.	0/1-10V 1 - 6 art.	DALI 1 - 6 art.		
138 x 22 x h 21	138 x 22 x h 21	103 x 58 x h 27	138 x 22 x h 20	138 x 22 x h 20		
29	29	64	29	29	56	70

FQ | 900/1000 mA | 3 W DC

C-E100046	C-E100047	C-E100033	C-E100058
ON/OFF	DALI	ON/OFF	DALI/PUSH
1 - 6 art.	1 - 3 art.	4 - 12 art.	4 - 12 art.
130 x 38 x h 28	140 x 36 x h 20	138 x 44 x h 23	131 x 43 x h 30
48	40	50	53

K1 | 800 mA | 10 W DC

99735	99135	99733	C-E100013	99345
ON/OFF	ON/OFF	0/1-10V	DALI/PUSH	DALI/PSUH
1 art.	2 - 3 art.	1 art.	1 art.	1 - 3 art.
134 x 37 x h 31	103 x 58 x h 27	134 x 37 x h 31	124 x 22 x h 22	210 x 48 x h 25
48	64	48	31	56

FM | 500 mA | 4,5 W DC

89146	99377	C-E100004	C-E100005	C-E100001
ON/OFF	ON/OFF	0/1-10V	DALI/PUSH	DALI/PUSH
1 art.	1 - 2 art.	1 art.	1 art.	1 - 2 art.
138 x 22 x h 21	138 x 22 x h 21	124 x 22 x h 22	124 x 22 x h 22	131 x 44 x h 30
29	64	31	31	54

I1 | 700 mA | 6,5 W DC

99735	99147	99733	83323	C-E100016
ON/OFF	ON/OFF	0/1-10V	DALI/PUSH	DALI/PUSH
1 art.	2 - 4 art.	1 art.	1 art.	2 - 4 art.
134 x 37 x h 31	103 x 58 x h 27	134 x 37 x h 31	134 x 37 x h 31	131 x 44 x h 30
48	64	48	48	54

P2 | 400 mA | 15 W DC

99740	99739	C-E100032
ON/OFF	0/1-10V	DALI/PUSH
1 art.	1 art.	1 art.
134 x 37 x h 31	134 x 37 x h 31	149 x 37 x h 31
48	48	48

Recessed casing

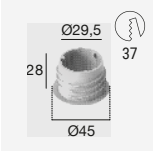

PLC **C-C100005** Recessed casing for flush installation

suitable for: Epitax 2/3W Ø29

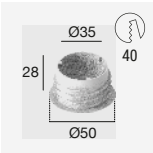

PLC **C-C100006** Recessed casing for flush installation

suitable for: Epitax 4,5/6,3W Ø34

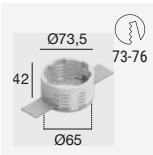

ABS **98499** Recessed casing for flush installation

suitable for: Epitax 10W Ø64

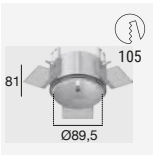

ABS **98500** Recessed casing for flush installation

suitable for: Epitax 15W Ø88

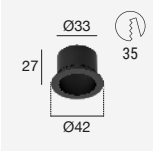

WH **98527**
BB **98528**
AU **98529**
Recessed casing with flange

suitable for: Epitax 2/3W Ø29

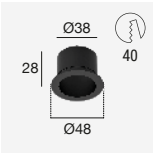

WH **98530**
BB **98531**
AU **98532**
Recessed casing with flange

suitable for: Epitax 4,5/6,3W Ø34

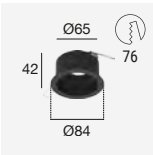

WH **98533**
BB **98534**
AU **98535**
Recessed casing with flange

suitable for: Epitax 10W Ø64

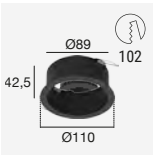

WH **98536**
BB **98537**
AU **98538**
Recessed casing with flange

suitable for: Epitax 15W Ø88

Finishes

WH Text white R9003 AU Painted gold
BB Text black R9005 PLC Polycarbonate

LORO

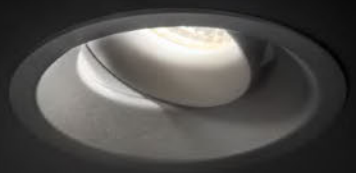

Minimal size (Ø 76 mm version)
Using a curved rear dissipator reduces the recess depth and allows the Loro range of products versions to adapt to the installation on dropped ceilings with height lesser than 10 cm. Aluminium body.



UGR<19
The optics group, consisting of a chrome-plated reflector and a transparent polycarbonate diffuser offers an optimal reflectance control and a UGR index below 19, i.e. the threshold value for the correct lighting of offices and environments with video terminals (UNI-EN 12464-1 standard).

IP65 O.C.
The optics gr group offers an IP65 front index of protection, i.e. full protection against entry of dust and extremely fine particles, as well as sprays and water jets.
WARNING the value exclusively refers to the optics section and NOT the lamp body (IP44 index of protection).



IP44
IP65

*** Aesthetic filter (33)**
The optical filter is specifically designed to conceal the LED positioned inside the product, providing an aesthetic upgrade that enhances the visual cleanliness of the downlight while maintaining unchanged lighting performance. **Available only for codes without Honeycomb.**

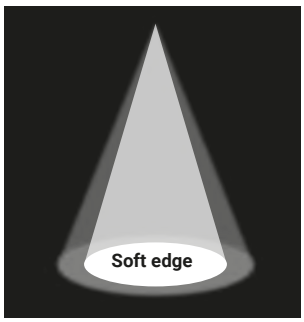

Product without filter



Product with filter



Black RAL9005 (BB)



White RAL9003 (WH)

Loro_R | arrayLED | 220 mA 8 W DC | 350 mA 12,5 W DC



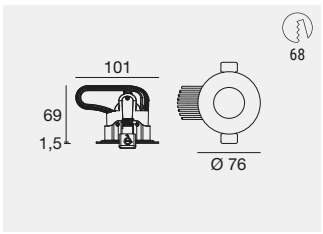

		Cct	lm S - lm D	lm S - lm D	Opt
CRI 90			8 W	12,5 W	
WH **91749**		**M**	1359 - 981	2093 - 1512	**15** (17° UGR<19)
BB **91750**		**W**	1415 - 1022	2180 - 1574	**30** (23° UGR<19)
WH **80799**	HC	**N**	1437 - 1038	2213 - 1598	**60** (46° UGR<19)
BB **80800**	HC				**33***(40°)

Electronics: 8W **G1** - 12,5W **O1** (pag 102)

Loro_R | arrayLED | 500 mA 18 W DC | 700 mA 25 W DC



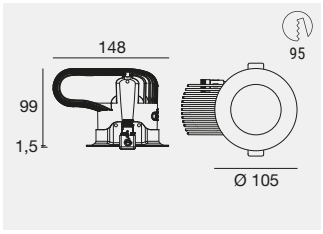

		Cct	lm S - lm D	lm S - lm D	Opt
CRI 90			18 W	25 W	
WH **80672**		**M**	2964 - 2252	3967 - 3014	**15** (16° UGR<19)
BB **80673**		**W**	3089 - 2347	4134 - 3141	**30** (34° UGR<19)
WH **80807**	HC	**N**	3132 - 2379	4192 - 3185	**60** (56°)
BB **80808**	HC				**33***(52°)

Electronics: 18W **Q2** - 25W **T2** (pag 102)

Loro_RJ | arrayLED | 220 mA 8 W DC | 350 mA 12,5 W DC



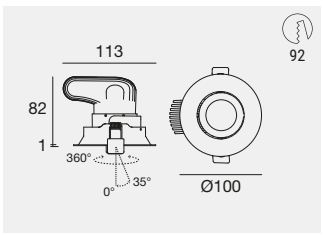

		Cct	lm S - lm D	lm S - lm D	Opt
CRI 90			8 W	12,5 W	
WH **93450**		**M**	1359 - 981	2093 - 1512	**15** (18°)
BB **93451**		**W**	1415 - 1022	2180 - 1574	**30** (23°)
WH **80863**	HC	**N**	1437 - 1038	2213 - 1598	**60** (47°)
BB **80864**	HC				**33***(40°)

Electronics: 8W **G1** - 12,5W **O1** (pag 102)

Loro_RJ | arrayLED | 500 mA 18W DC | 700 mA 25 W DC



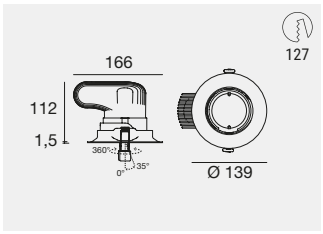

		Cct	lm S - lm D	lm S - lm D	Opt
CRI 90			18 W	25 W	
WH **80370**		**M**	2964 - 2252	3967 - 2991	**15** (15°)
BB **80371**		**W**	3089 - 2347	4134 - 3117	**30** (34°)
WH **80871**	HC	**N**	3132 - 2380	4192 - 3161	**60** (56°)
BB **80872**	HC				**33***(52°)

Electronics: 18W **Q2** - 25W **T2** (pag 102)

Electronics

G1 | 220 mA | 8 W DC

99198	**99732**	**83322**
ON/OFF	0/1-10V	DALI/PUSH
1 art.	1 art.	1 art.
149 x 37 x h 31	149 x 37 x h 31	149 x 37 x h 31
48	48	48

Q2 | 500 mA | 18 W DC

83219	**99262**	**C-E100030**
ON/OFF	0/1-10V	DALI/PUSH
1 art.	1 art.	1 art.
103 x 58 x h 27	210 x 49 x h 25	131 x 44 x h 30
64	56	54

O1 | 350 mA | 12,5 W DC

99375	**99115**	**83322**
ON/OFF	0/1-10V	DALI/PUSH
1 art.	1 art.	1 art.
138 x 22 x h 21	210 x 48 x h 25	149 x 37 x h 31
29	56	48

T2 | 700 mA | 25 W DC

99112	**83066**	**C-E100031**
ON/OFF	0/1-10V, DALI/PUSH	DALI/PUSH
1 art.	1 art.	1 art.
103 x 58 x h 27	124 x 79 x h 22	131 x 44 x h 30
64	84	54



Melia Hotel Petrovac
Petrovac - Budva (Montenegro)

Project: Arch. Cedomir Mijovick

Photography:
Milos Martinovic



CELL

Aluminium body. The Gypsum_Cell comes with a recessed casing with plaster frame.







_Cell

W 3-6-12-18
mm ☐ **50x50-119-221**
☐ **119x119**
Cct 2700-3000-4000
Opt **Spot**
Medium Flood
Medium Wide Flood
Elec. On/Off
0/1-10V
DALI
Col. WH BB

_Ww

W 9,5-18-32,5
mm ☐ **50x120-227-439**
Cct 2700
3000
4000
Opt **Asymm**
Elec. On/Off
0/1-10V
DALI
Col. WH BB

_Gypsum

W 3-6-12-18
mm ☐ **36x36-110-220**
☐ **110x110**
Cct 2700-3000-4000
Opt **Spot**
Medium Flood
Medium Wide Flood
Elec. On/Off
0/1-10V
DALI
Col. WH BB



WB | White / Black



WH | White

Total Black
The total black aesthetic of the optical cells integrates seamlessly with the fixture's internal finish, creating a harmonious and essential design. The black flange completes the project with an elegant and discreet detail, defining a clean transition between Cell and the surrounding architecture.



BB | Black

Vast range
The Cell and Gypsum_Cell range of products now come with new versions, conceived to meet several lighting technology needs. The new one-cell single recessed casing joins the three and six-cell options arranged linearly and squared with nine modules. The asymmetric Cell_Ww versions, featuring an asymmetric light distribution, are available in linear configurations with 3, 6, and 12 cells.

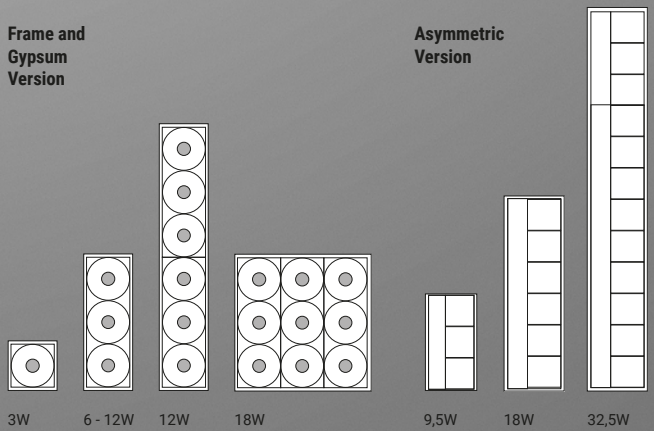

Cell family	Cell_Ww track	Cell_S
		
	164	228

Micro-Optics CELL
The distinctive square mesh with convex facets that characterizes the surface of the micro-reflectors ensures precise light control, shaping defined and uniform light distributions in Spot, Medium Flood, and Medium Wide Flood optics.

UGR

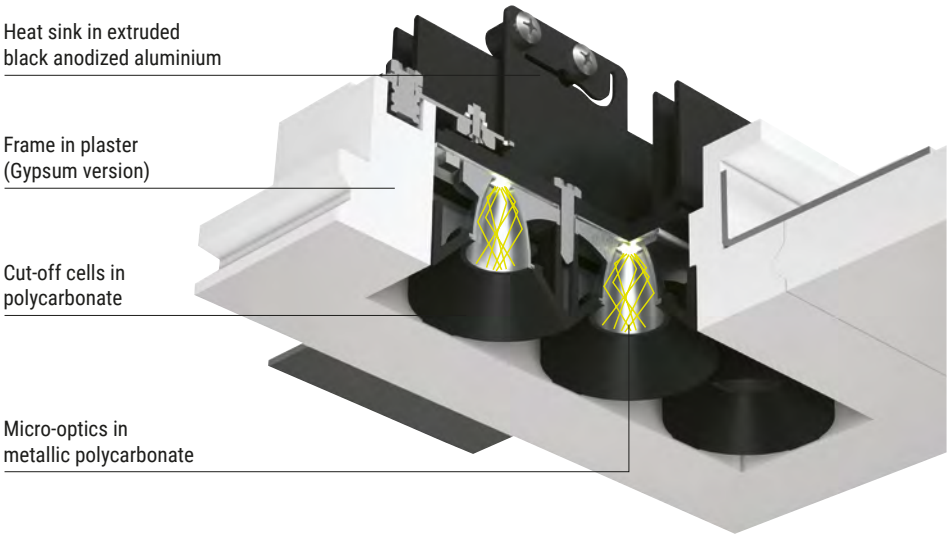

New Wall washer Optics
The Cell_Ww Optics compartment is designed to guarantee clean and precise wall washer lighting. The cut-off cells are structured to channel the wall light, starting from the peak, lighting it with a sharp-edged and defined beam that gradually washes the entire surface. The opening of the beam reaches 90 degrees, also lighting the walking area adjacent to the wall. A dedicated fixed shield eliminates cell luminance by partially screening the optical compartment, precisely defining the beam angle and preventing any stray light dispersion.



Quick installation
The Gypsum_Cell comes with a recessed casing with plaster frame, conceived for installation on dropped ceiling. The magnet-equipped quick coupling system allows to easily position the light units that can be painted, for full integration with the architecture.

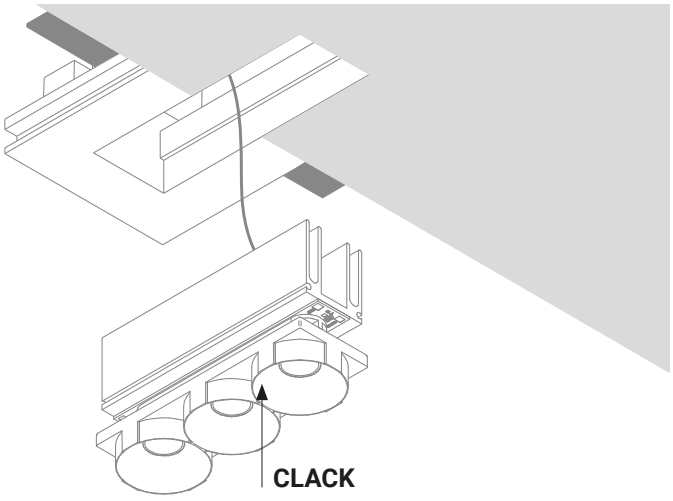

Cell | powerLED | 1000 mA | 3 W DC



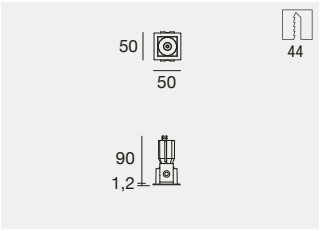

	Fin	Cct	lm S - lm D	Opt
CRI 90				
C01756	**WH**	**M**	328 - 234	**SP** (15° UGR<16)
	BB	**W**	358 - 254	**ML** (31° UGR<16)
	WB	**N**	435 - 310	**MW** (48° UGR<16)

Electronics: 1W **A1** - 2W **C1** - 3W **FQ** (pag 109)

Cell | powerLED | 630 mA | 6 W DC



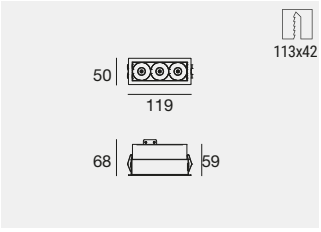

	Fin	Cct	lm S - lm D	Opt
CRI 90				
C00150	**WH**	**M**	597 - 424	**SP** (12° UGR<11)
	BB	**W**	636 - 452	**ML** (33° UGR<11)
	WB	**N**	711 - 505	**MW** (49° UGR<16)

Electronics: **F1** (pag 109)

Cell | powerLED | 350 mA | 12 W DC



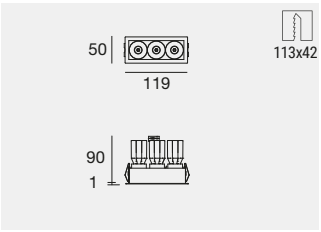

	Fin	Cct	lm S - lm D	Opt
CRI 90				
C00151	**WH**	**M**	1167 - 892	**SP** (16° UGR<11)
	BB	**W**	1248 - 955	**ML** (35° UGR<11)
	WB	**N**	1347 - 1030	**MW** (47° UGR<16)

Electronics: **O1** (pag 109)

Cell | powerLED | 630 mA | 12 W DC



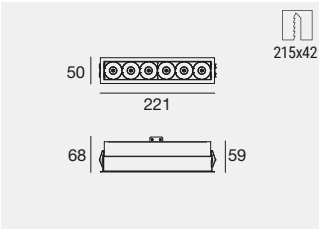

	Fin	Cct	lm S - lm D	Opt
CRI 90				
C00152	**WH**	**M**	1194 - 848	**SP** (14° UGR<11)
	BB	**W**	1272 - 903	**ML** (34° UGR<11)
	WB	**N**	1422 - 1010	**MW** (49° UGR<16)

Electronics: **M1** (pag 109)

Cell | powerLED | 630 mA | 18 W DC



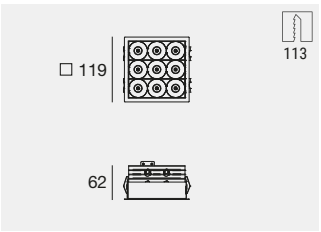

	Fin	Cct	lm S - lm D	Opt
CRI 90				
C00153	**WH**	**M**	1791 - 1272	**SP** (12° UGR<11)
	BB	**W**	1908 - 1355	**ML** (31° UGR<11)
	WB	**N**	2133 - 1514	**MW** (49° UGR<16)

Electronics: **R1** (pag 109)

Gypsum Cell | powerLED | 1000 mA | 3 W DC

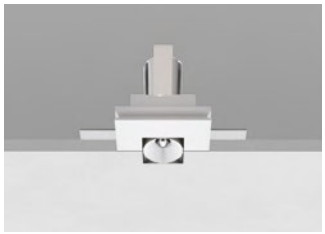

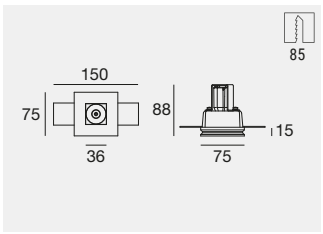



Gypsum Cell | powerLED | 630 mA | 6 W DC

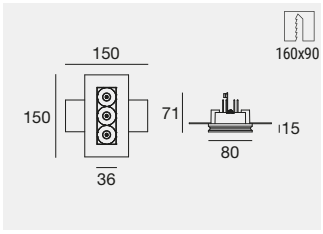



Gypsum Cell | powerLED | 350 mA | 12 W DC

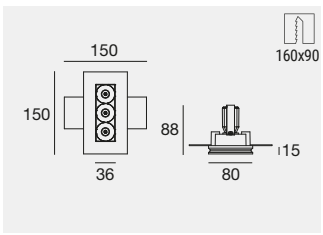



Gypsum Cell | powerLED | 630 mA | 12 W DC

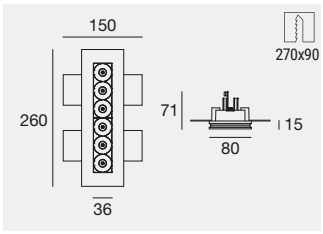



Gypsum Cell | powerLED | 630 mA | 18 W DC

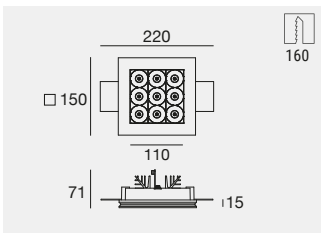

NEW

	Fin	Cct	lm S - lm D	Opt
CRI 90				
C01757	**WH**	**M**	328 - 234	**SP** (15° UGR<16)
	BB	**W**	358 - 254	**ML** (31° UGR<16)
		N	435 - 310	**MW** (48° UGR<16)

Electronics: 1W **A1-A** - 2W **C1-A** - 3W **FQ-A** (pag 109) | Accesories: (pag 107)

	Cct	lm S - lm D	Opt
CRI 90			
WH **64547**	**M**	597 - 424	**15** (12° UGR<11)
BB **64546**	**W**	636 - 452	**30** (33° UGR<11)
	N	711 - 505	**45** (49° UGR<16)

Electronics: **F1** (pag 109) | Accesories: (pag 107)

	Fin	Cct	lm S - lm D	Opt
CRI 90				
C00208	**WH**	**M**	1167 - 892	**SP** (16° UGR<11)
	BB	**W**	1248 - 955	**ML** (35° UGR<11)
		N	1347 - 1030	**MW** (47° UGR<16)

Electronics: **O1-A** (pag 109) | Accesories: (pag 107)

	Cct	lm S - lm D	Opt
CRI 90			
WH **64549**	**M**	1194 - 848	**15** (14° UGR<11)
BB **64548**	**W**	1272 - 903	**30** (34° UGR<11)
	N	1422 - 1010	**45** (49° UGR<16)

Electronics: **M1** (pag 109) | Accesories: (pag 107)

	Cct	lm S - lm D	Opt
CRI 90			
WH **64551**	**M**	1791 - 1272	**15** (12° UGR<11)
BB **64550**	**W**	1908 - 1355	**30** (31° UGR<11)
	N	2133 - 1514	**45** (49° UGR<16)

Electronics: **R1** (pag 109) | Accesories: (pag 107)

Accessories

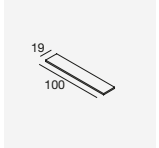

AL **60830** Spacer 100x19 mm

suitable for: Gypsum Cell

Finishes

WH Text white R9003
BB Text black R9005
AL Aluminium

Cct

M 2700 **N** 4000
W 3000

Cell_Ww | powerLED | 350 mA | 9,5 W DC



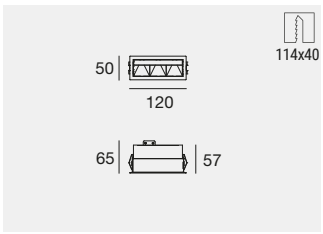

	Cct	lm S - lm D	Opt
CRI 90			
WH **82600**	**M**	1026 - 449	**07** (Asym. Ww)
BB **82940**	**W**	1101 - 482	
	N	1188 - 520	

Electronics: **FC** (pag 109)

Cell_Ww | powerLED | 630 mA | 18 W DC



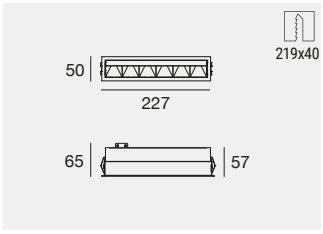

	Cct	lm S - lm D	Opt
CRI 90			
WH **82601**	**M**	1870 - 818	**07** (Asym. Ww)
BB **82941**	**W**	2007 - 878	
	N	2167 - 948	

Electronics: **FD** (pag 109)

Cell_Ww | powerLED | 1200 mA | 32,5 W DC



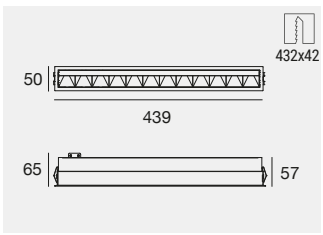

	Cct	lm S - lm D	Opt
CRI 90			
WH **82602**	**M**	3740 - 1636	**07** (Asym. Ww)
BB **82942**	**W**	4014 - 1756	
	N	4334 - 1896	

Electronics: **FE** (pag 109)



Sofitel Barcelona Skipper
Barcelona (Spain)

Lighting Designer:
Fantastico Lighting Partners

Photography:
Jordi Anguera

Electronics

A1 | 350 mA | 1 W DC

89144	89145	99375	C-E100010	C-E100011
ON/OFF	ON/OFF	ON/OFF	0/1-10V	DALI/PUSH
1 - 2 art.	3 - 6 art.	6 - 12 art.	3 - 4 art.	3 - 4 art.
138 x 22 x h 21	138 x 22 x h 21	138 x 22 x h 21	124 x 22 x h 22	124 x 22 x h 22
29	29	29	31	31

C1 | 630 mA | 2 W DC

89147	99376	99105	99710	99713	+ driver 24V DC	
ON/OFF	ON/OFF	ON/OFF	24V DC converter	24V DC converter	99374	99331
1 - 2 art.	3 - 6 art.	6 - 12 art.	0/1-10V 1 - 6 art.	DALI 1 - 6 art.	75W	150W
138 x 22 x h 21	138 x 22 x h 21	103 x 58 x h 27	138 x 22 x h 20	138 x 22 x h 20		
29	29	64	29	29	56	70

F1 | 630 mA | 6 W DC

99376	99105	99115	C-E100001
ON/OFF	ON/OFF	0/1-10V	DALI/PUSH
1 - 2 art.	2 - 4 art.	1 - 3 art.	2 - 4 art.
138 x 22 x h 21	103 x 58 x h 27	210 x 48 x h 25	131 x 44 x h 30
29	64	56	54

FD | 630 mA | 18 W DC

99105	83008	C-E100001
ON/OFF	0/1-10V, DALI/PUSH	DALI/PUSH
1 art.	1 art.	1 art.
103 x 58 x h 27	124 x 79 x h 22	131 x 44 x h 30
64	84	54

FQ | 900/1000 mA | 3 W DC

C-E100046	C-E100047	C-E100033	C-E100058
ON/OFF	DALI	ON/OFF	DALI/PUSH
1 - 6 art.	1 - 3 art.	4 - 12 art.	4 - 12 art.
130 x 38 x h 28	140 x 36 x h 20	138 x 44 x h 23	131 x 43 x h 30
48	40	50	53

M1 | 630 mA | 12 W DC

99129	99105	99115	C-E100001
ON/OFF	ON/OFF	0/1-10V	DALI/PUSH
1 art.	1 - 2 art.	1 art.	1 - 2 art.
134 x 37 x h 31	103 x 58 x h 27	210 x 48 x h 25	131 x 44 x h 30
48	64	56	54

O1-A | 350 mA | 12,5 W DC

99375	99115	C-E100058
ON/OFF	0/1-10V	DALI/PUSH
1 art.	1 art.	1 art.
138 x 22 x h 21	210 x 48 x h 25	131 x 43 x h 30
29		

A1-A | 350 mA | 1 W DC

89144	89145	99375	99708	99711	+ driver 24V DC
ON/OFF	ON/OFF	ON/OFF	24V DC converter	24V DC converter	89408
1 - 2 art.	3 - 6 art.	6 - 12 art.	0/1-10V 1 - 6 art.	DALI 1 - 6 art.	6,5W
138 x 22 x h 21	138 x 22 x h 21	138 x 22 x h 21	138 x 22 x h 20	138 x 22 x h 20	
29	29		29	29	29

C1-A | 630 mA | 2 W DC

89147	99376	99105	99710	99713	+ driver 24V DC
ON/OFF	ON/OFF	ON/OFF	24V DC converter	24V DC converter	89408
1 - 2 art.	3 - 6 art.	6 - 12 art.	0/1-10V 1 - 3 art.	DALI 1 - 3 art.	6,5W
138 x 22 x h 21	138 x 22 x h 21	103 x 58 x h 27	138 x 22 x h 20	138 x 22 x h 20	
29	29		29	29	29

FC | 350 mA | 9,5 W DC

99126	99115	83322
ON/OFF	0/1-10V	DALI/PUSH
1 art.	1 art.	1 art.
206 x 89 x h 40	210 x 48 x h 25	149 x 37 x h 31
48	56	48

FE | 1200 mA | 32,5 W DC

83008
ON/OFF, 0/1-10V, DALI
1 art.
124 x 79 x h 22
84

FQ-A | 900/1000 mA | 3 W DC

C-E100046	C-E100047	C-E100033	C-E100058
ON/OFF	DALI	ON/OFF	DALI/PUSH
1 - 6 art.	1 - 3 art.	4 - 12 art.	4 - 12 art.
130 x 38 x h 28	140 x 36 x h 20	138 x 44 x h 23	131 x 43 x h 30

O1 | 350 mA | 12,5 W DC

99375	99115	83322
ON/OFF	0/1-10V	DALI/PUSH
1 art.	1 art.	1 art.
138 x 22 x h 21	210 x 48 x h 25	149 x 37 x h 31
29	56	48

R1 | 630 mA | 18 W DC

99105	99115	C-E100001
ON/OFF	0/1-10V	DALI/PUSH
1 art.	1 art.	1 art.
103 x 58 x h 27	210 x 48 x h 28	131 x 44 x h 30
64	56	54

GIOTTO



Le contesse
Manzana, Vittorio Veneto (Italy)

Architectural design:
Marina Calcinoni e Silvia Simionato

Photo: SlowPhoto

PATENTED

Cross Optics Technology ™
This patented technology uses the positioning of two convex lenses place across from one another: the first gathers the light on the surface of the second, channelling it into a small point for perfect definition. The second lens reopens the beam, now deprived of the secondary component, creating a crisp and clean ring of light on the lit surface.





In a class of its own
Thanks to its light emission aperture of just 9 mm and the controlled diffusion available in Spot, Medium Flood, and Wide Flood optics, Giotto redefines the concept of miniaturization in architectural lighting, delivering a precise and well-defined lighting effect. A unique balance between extremely compact dimensions and high lighting efficiency. Aluminium body.



Scale 1:1

Giotto Frameless
Giotto_RF adapts to any ceiling and disappears entirely from view thanks to the plaster white body that allows the product to be painted. The housing box allows for quick and intuitive slide-in installation, while also ensuring easy fixture removal.





Giotto_R | powerLED | 350 mA | 4 W DC



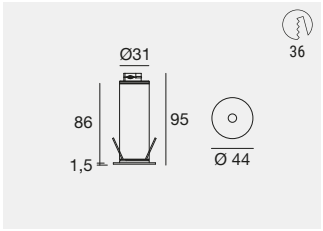

Giotto_R | powerLED | 500 mA | 6 W DC



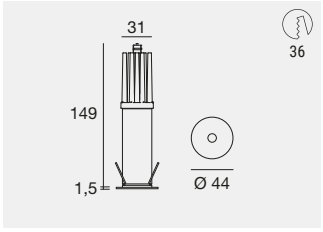

Giotto_RF | powerLED | 350 mA | 4 W DC



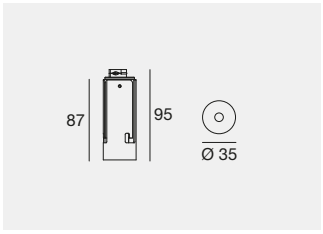

Giotto_RF | powerLED | 500 mA | 6 W DC



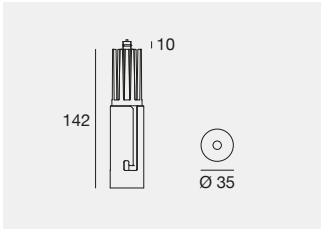

The Giotto_RF models must be completed with the appropriate plasterboard outer casing.

C.C. IP20

	Cct	lm S - lm D	Opt
CRI 90			
WH **84199**	**M**	389 - 95	**10** (14° UGR<11)
BB **84200**	**W**	416 - 103	**30** (35° UGR<11)
	N	449 - 111	**60** (54° UGR<11)

Electronics: **D1** (pag 112)

C.C. IP20

	Cct	lm S - lm D	Opt
CRI 90			
WH **84203**	**M**	524 - 127	**10** (14° UGR<11)
BB **84204**	**W**	561 - 136	**30** (35° UGR<11)
	N	605 - 147	**60** (54° UGR<11)

Electronics: **E1** (pag 112)

C.C. IP20

	Cct	lm S - lm D	Opt
CRI 90			
WH **82075**	**M**	389 - 95	**10** (14° UGR<11)
	W	416 - 103	**30** (35° UGR<11)
	N	449 - 111	**60** (54° UGR<11)

Electronics: **D1** (pag 112) | Recessed casing (pag 112)

C.C. IP20

	Cct	lm S - lm D	Opt
CRI 90			
WH **82077**	**M**	524 - 127	**10** (14° UGR<11)
	W	561 - 136	**30** (35° UGR<11)
	N	605 - 147	**60** (54° UGR<11)

Electronics: **E1** (pag 112) | Recessed casing (pag 112)

Electronics

D1 | 350 mA | 4 W DC

89145	**99375**	**C-E100010**	**C-E100011**
ON/OFF	ON/OFF	0/1-10V	DALI/PUSH
1 art.	2 - 3 art.	1 art.	1 art.
138 x 22 x h 21	138 x 22 x h 21	138 x 22 x h 22	138 x 22 x h 22
29	29	31	31

E1 | 500 mA | 6 W DC

99377	**99106**	**C-E100004**	**C-E100005**	**C-E100001**
ON/OFF	ON/OFF	0/1-10V	DALI/PUSH	DALI/PUSH
1 art.	2 - 3 art.	1 art.	1 art.	2 - 3 art.
138 x 22 x h 21	103 x 58 x h 27	124 x 22 x h 22	124 x 22 x h 22	131 x 44 x h 30
29	64	31	31	54

Recessed casing

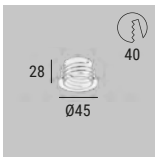

PLC **C-C100006** Recessed casing for flush installation

suitable for: Giotto_RF 4W / Giotto_RF 6W



De Montel Terme Milan
Milan (Italy)

Project: Studio Marzorati

Lighting design:
Voltaire Lighting Design

Photography:
Marco Reggi





Linea Light Group
Treviso (Italy)

Lighting Designer:
Linea Light Group



LAMP-CONCEPT.CH

COB40



Cob40 is a compact high-efficiency recessed luminaire, available in fixed and adjustable versions, with power options of 6.5W, 15W, and 18W. Dedicated accessories allow the inner ring color to be interchangeable, ensuring harmonious and consistent integration with the surrounding architecture. Aluminium body.

Cob40_R | arrayLED | 700 mA | 6,5 W DC



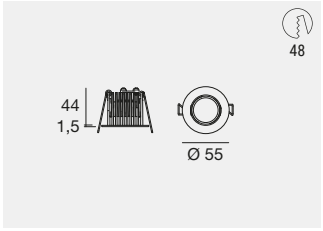

	Fin	Cct	lm S - lm D	Opt
CRI 90				
C00174	**WH**	**M**	715 - 580	**SP** (19° UGR<16)
	BB	**W**	748 - 606	**FL** (21° UGR<16)
		N	805 - 653	**WF** (54°)

Electronics: **I1** (pag 115) | Recessed casings & accessories (pag 115)

Cob40_R | arrayLED | 400 mA | 15 W DC



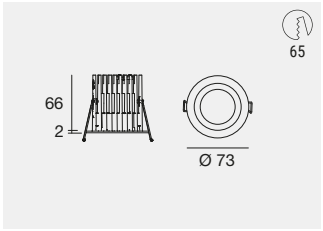

	Fin	Cct	lm S - lm D	Opt
CRI 90				
C00175	**WH**	**M**	2143 - 1555	**FL** (22° UGR<19)
	BB	**W**	2222 - 1612	**ML** (31° UGR<19)
		N	2264 - 1643	**WF** (58°)

Electronics: **P1** (pag 115) | Recessed casings & accessories (pag 115)

Cob40_R | arrayLED | 500 mA | 18 W DC



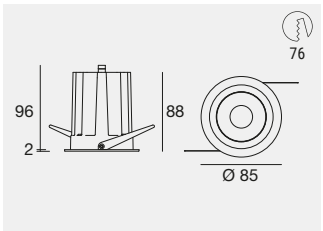

	Cct	lm S - lm D	Opt
CRI 90			
WH **82473**	**M**	2880 - 2236	**15** (16° UGR<16)
BB **82474**	**W**	2998 - 2329	**30** (34° UGR<16)
	N	3044 - 2366	**60** (58°)

Electronics: **Q1** (pag 115) | Recessed casings & accessories (pag 115)

Finishes	Cct
WH Text white R9003	**M** 2700 **N** 4000
BB Text black R9005	**W** 3000

Cob40_RJ | arrayLED | 700 mA | 6,5 W DC



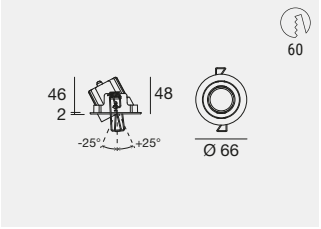

	Fin	Cct	lm S - lm D	Opt
CRI 90				
C00176	**WH**	**M**	715 - 580	**SP** (19°)
	BB	**W**	748 - 606	**FL** (21°)
		N	805 - 653	**WF** (54°)

Electronics: **I1** (pag 115) | Recessed casings & accessories (pag 115)

Cob40_RJ | arrayLED | 500 mA | 18 W DC



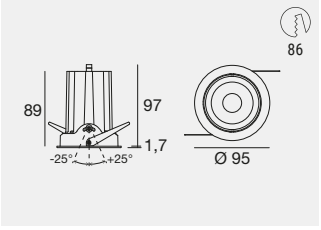

	Cct	lm S - lm D	Opt
CRI 90			
WH 82477	**M**	2880 - 2236	**15** (16°)
BB 82478	**W**	2998 - 2329	**30** (34°)
	N	3044 - 2366	**60** (58°)

Electronics: **Q1** (pag 115) | Recessed casings & accessories (pag 115)

Electronics

I1 | 700 mA | 6,5 W DC

99735	**99147**	**99733**	**83323**	**C-E100016**
ON/OFF	ON/OFF	0/1-10V	DALI/PUSH	DALI/PUSH
1 art.	2 - 4 art.	1 art.	1 art.	2 - 4 art.
134 x 37 x h 31	103 x 58 x h 27	134 x 37 x h 31	134 x 37 x h 31	131 x 44 x h 30
48	64	48	48	54

Q1 | 500 mA | 17/18 W DC

99106	**99115**	**C-E100001**
ON/OFF	0/1-10V	DALI/PUSH
1 art.	1 art.	1 art.
103 x 58 x h 27	210 x 48 x h 28	131 x 44 x h 30
64	56	54

P1 | 400 mA | 15 W DC

99734	**99732**	**83322**
ON/OFF	0/1-10V	DALI/PUSH
1 art.	1 art.	1 art.
149 x 37 x h 31	149 x 37 x h 31	149 x 37 x h 31
48	48	48

Recessed casings & Accessories



PLP **89374** Recessed casing

suitable for: Cob40_R 6,5W - Cob40_R 15W
Cob40_R 18W - Cob40_RJ 6,5W



WH **99888** Accessories
AU **99889**
DZ **C-V100009**
CH **99899**
suitable for: Cob40_R 6,5W - Cob40_RJ 6,5W



PLP **89373** Recessed casing *

suitable for: Cob40_R 6,5W - Cob40_R 15W
Cob40_R 18W - Cob40_RJ 6,5W



WH **99891** Accessories
AU **99892**
DZ **C-V100010**
CH **99900**
suitable for: Cob40_R 15W



WH **99901** Accessories
AU **99902**
DZ **C-V100011**
CH **99904**
suitable for: Cob40_R 18W - Cob40_RJ 18W

COB44

Aluminium body. Polycarbonate flange.





Cob44_R | arrayLED | 700 mA | 6,5 W DC



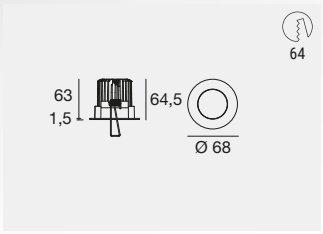

	Fin	Cct	lm S - lm D	Opt
CRI 90				
C00177	**WH**	**M**	715 - 580	**SP** (10° UGR<16)
	BB	**W**	748 - 607	**FL** (20° UGR<16)
		N	805 - 653	**WF** (52° UGR<16)

Electronics: **I1** (pag 117)

Cob44_R | arrayLED | 300 mA | 11 W DC



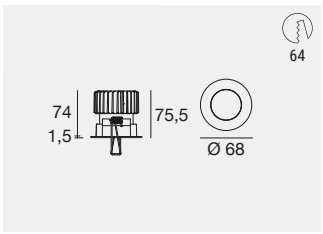

	Fin	Cct	lm S - lm D	Opt
CRI 90				
C00178	**WH**	**M**	1549 - 945	**SP** (13° UGR<19)
	BB	**W**	1606 - 982	**FL** (21° UGR<19)
		N	1637 - 1001	**WF** (52° UGR<19)

Electronics: **L1** (pag 117)

Cob44_RJ | arrayLED | 700 mA | 6,5 W DC



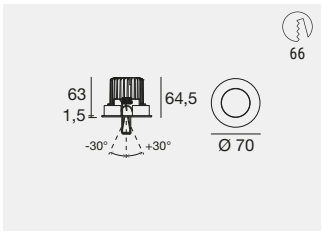

	Fin	Cct	lm S - lm D	Opt
CRI 90				
C00179	**WH**	**M**	715 - 580	**SP** (10°)
	BB	**W**	748 - 607	**FL** (20°)
		N	805 - 653	**WF** (52°)

Electronics: **I1** (pag 117)

Cob44_RJ | arrayLED | 300 mA | 11 W DC



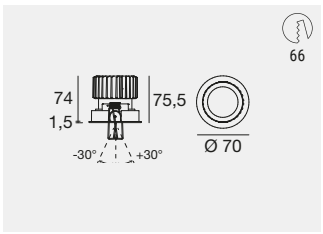

	Fin	Cct	lm S - lm D	Opt
CRI 90				
C00180	**WH**	**M**	1549 - 945	**SP** (13°)
	BB	**W**	1606 - 982	**FL** (21°)
		N	1637 - 1001	**WF** (52°)

Electronics: **L1** (pag 117)

Finishes

WH Text white R9003
BB Text black R9005

Cct

M 2700 **N** 4000
W 3000

Cob44_Q | arrayLED | 700 mA | 6,5 W DC



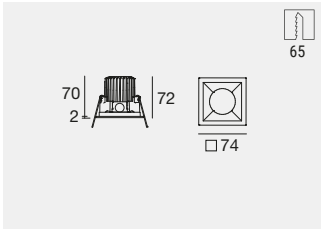

IP44 IP65

	Fin	Cct	lm S - lm D	Opt
CRI 90				
C00181	**WH**	**M**	715 - 580	**SP** (10° UGR<16)
	BB	**W**	748 - 607	**FL** (20° UGR<16)
		N	805 - 653	**WF** (52° UGR<16)

Electronics: **I1** (pag 117)

Cob44_Q | arrayLED | 300 mA | 11 W DC



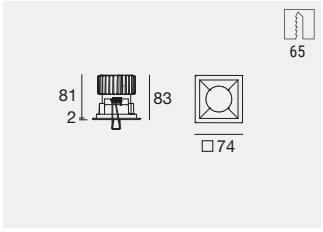

IP44 IP65

	Fin	Cct	lm S - lm D	Opt
CRI 90				
C00182	**WH**	**M**	1549 - 945	**SP** (13° UGR<16)
	BB	**W**	1606 - 982	**FL** (21° UGR<16)
		N	1637 - 1001	**WF** (52° UGR<16)

Electronics: **L1** (pag 117)

Cob44_QJ | arrayLED | 700 mA | 6,5 W DC



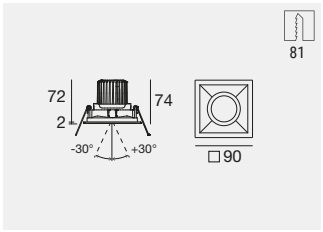

IP44 IP65

	Fin	Cct	lm S - lm D	Opt
CRI 90				
C00183	**WH**	**M**	715 - 580	**SP** (10°)
	BB	**W**	748 - 607	**FL** (20°)
		N	805 - 653	**WF** (52°)

Electronics: **I1** (pag 117)

Cob44_QJ | arrayLED | 300 mA | 11 W DC



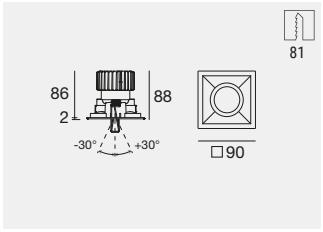

IP44 IP65

	Fin	Cct	lm S - lm D	Opt
CRI 90				
C00184	**WH**	**M**	1549 - 945	**SP** (13°)
	BB	**W**	1606 - 982	**FL** (21°)
		N	1637 - 1001	**WF** (52°)

Electronics: **L1** (pag 117)

Electronics

I1 | 700 mA | 6,5 W DC

99735	99147	99733	83323	C-E100016
ON/OFF	ON/OFF	0/1-10V	DALI/PUSH	DALI/PUSH
1 art.	2 - 4 art.	1 art.	1 art.	2 - 4 art.
134 x 37 x h 31	103 x 58 x h 27	134 x 37 x h 31	134 x 37 x h 31	131 x 44 x h 30
48	64	48	48	54

L1 | 300 mA | 10/11 W DC

99734	99732	83322
ON/OFF	0/1-10V	DALI/PUSH
1 art.	1 art.	1 art.
149 x 37 x h 31	149 x 37 x h 31	149 x 37 x h 31
48	48	48

Finishes

WH Text white R9003
BB Text black R9005

Cct

M 2700 **N** 4000
W 3000

WOOFER

Aluminium body.



Woofer_R V2

12,5 W DC
Up to 1735 lm
139 lm/W

18W DC
Up to 2226 lm
124 lm/W

Woofer_R | V2 | arrayLED | 350 mA | 12,5 W DC



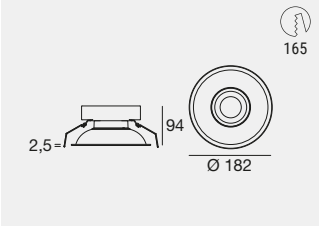

C.C. IK08 IP44

	Fin	Cct	lm S - lm D	Opt
CRI 90				
C00406	**WH**	**M**	2145 - 1473	**SP** (21° UGR<19)
		W	2235 - 1612	**WF** (62° UGR<19)
		N	2266 - 1735	**XF** (96°)
				WW (Asym Ww)

Electronics: **O1** (pag 119)

Woofer_R | V2 | arrayLED | 500 mA | 18 W DC



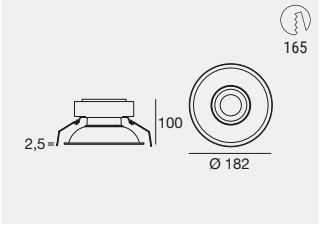

C.C. IK08 IP44

	Fin	Cct	lm S - lm D	Opt
CRI 90				
C00407	**WH**	**M**	2931 - 2110	**SP** (21° UGR<19)
		W	3050 - 2195	**WF** (60° UGR<19)
		N	3093 - 2226	**XF** (96°)
				WW (Asym Ww)

Electronics: **Q1** (pag 119)



Spot (SP)
Wide Flood (WF)
Extra Wide Flood (XF)



Asymmetric
Wallwasher (WW)



Diffused (00)
ECL version

Electronics

O1 | 350 mA | 12,5 W DC

99375	**99115**	**83322**
ON/OFF	0/1-10V	DALI/PUSH
1 art.	1 art.	1 art.
138 x 22 x h 21	210 x 48 x h 25	149 x 37 x h 31
29	56	48

Q1 | 500 mA | 17/18 W DC

99106	**99115**	**C-E100001**
ON/OFF	0/1-10V	DALI/PUSH
1 art.	1 art.	1 art.
103 x 58 x h 27	210 x 48 x h 28	131 x 44 x h 30
64	56	54

Finishes
WH Text white R9003

Cct
M 2700 **N** 4000
W 3000

Environment Care Lighting

In collaboration with
University of Strathclyde Glasgow

Linea Light Group introduces Environment Care Lighting, a technology developed in collaboration with the University of Strathclyde in Glasgow which, thanks to a wavelength of light of 405 nm, sanitises surfaces, preventing the onset of infections, guaranteeing renewed wellbeing in the environment in which it is used and reducing the bacterial load by up to 70%. It was found that after a 10-hour test, the reduction of the bacterial load already reaches 35%. Environment Care Lighting involves the use of a blue-dominant LED source combined with a white powerLED, thus achieving a dual functionality: lighting and disinfecting the environment at the same time. The use of high colour rendering LEDs makes it possible to illuminate the room by emphasising colours and surfaces.

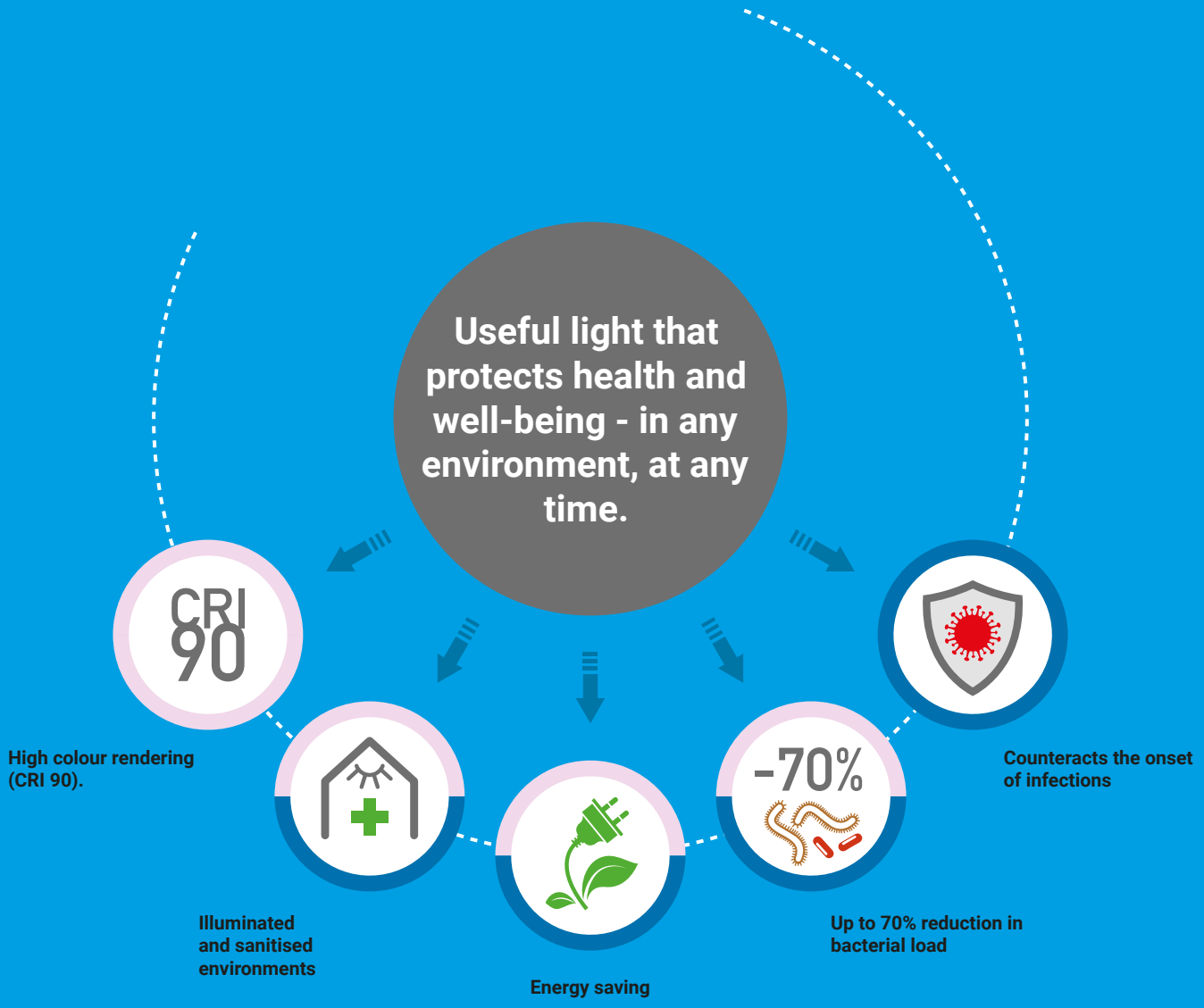

Woofer_R ECL | topLED | 220-240 V AC | 15 W DC - 16,5 W AC | 405 nm



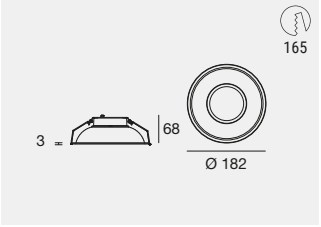

Driver Downl. C.V. IK08 IP44 KIT

	Cct	lm S - lm D	Opt
Efficiency - CRI 90			
WH **84023**	**T**	1000 - 748	**00** (Diffused)

Dual independent lighting:



Day: White light + λ 405 Nm light



Night: λ 405 Nm light

Woofer_R ECL
Example of use on volumes of
3 m x 3 m x h 2.7 m. Effective area 9 sqm.

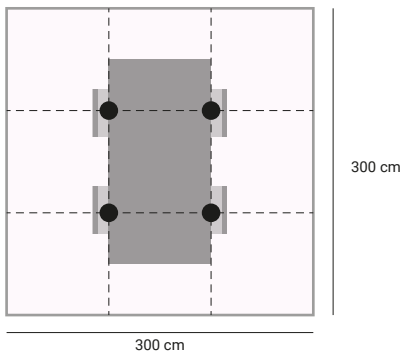

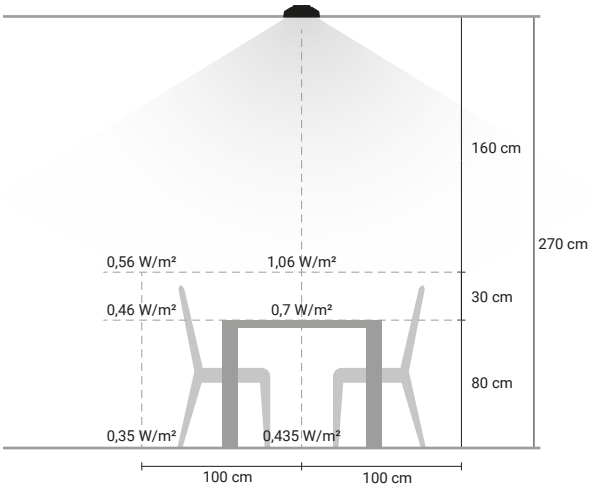

Finishes	Cct
WH Text white R9003	**T** 3500

ILLUMINATOR

Aluminium body.



Illuminator V2

HE – High Efficiency
Luminous efficacy
up to 126 lm/W

Illuminator | V2 | arrayLED | 350 mA 12,5 W DC | 630 mA 23 W DC



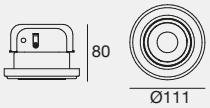

	Fin	Cct	lm S - lm D 12,5 W DC	lm S - lm D 23 W DC	Opt
CRI 90					
C00400	**WH**	**M**	2101 - 1702	3969 - 3214	**SP** (19°)
	BB	**W**	2187 - 1771	4130 - 3345	**ML** (39°)
		N	2218 - 1796	4189 - 3393	**WF** (50°)

Electronics: 12,5W **O1** - 23W **S1** (pag 123) | Optics & Accessories (pag 125)

Illuminator | Adjustable recessed casing



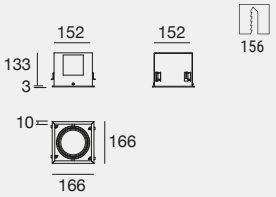

1 x lamp

WH **99497**
BB **99500**

Accessories (pag 125)

Illuminator | Adjustable recessed casing



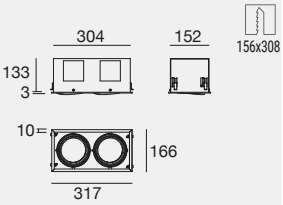

2 x lamp

WH **99498**
BB **99501**

Accessories (pag 125)

Illuminator | Adjustable recessed casing



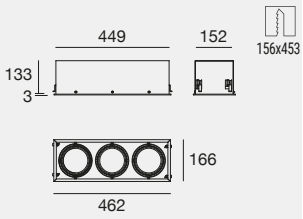

3 x lamp

WH **99499**
BB **99502**

Accessories (pag 125)



Electronics

O1 | 350 mA | 12,5 W DC

99375	**99115**	**83322**
ON/OFF	0/1-10V	DALI/PUSH
1 art.	1 art.	1 art.
138 x 22 x h 21	210 x 48 x h 25	149 x 37 x h 31
29	56	48

S1 | 630 mA | 23 W DC

99105	**99115**	**C-E100001**
ON/OFF	0/1-10V	DALI/PUSH
1 art.	1 art.	1 art.
103 x 58 x h 27	210 x 48 x h 28	131 x 44 x h 30
64	56	54

Finishes

WH Text white R9003
BB Text black R9005

Cct

M 2700 **N** 4000
W 3000



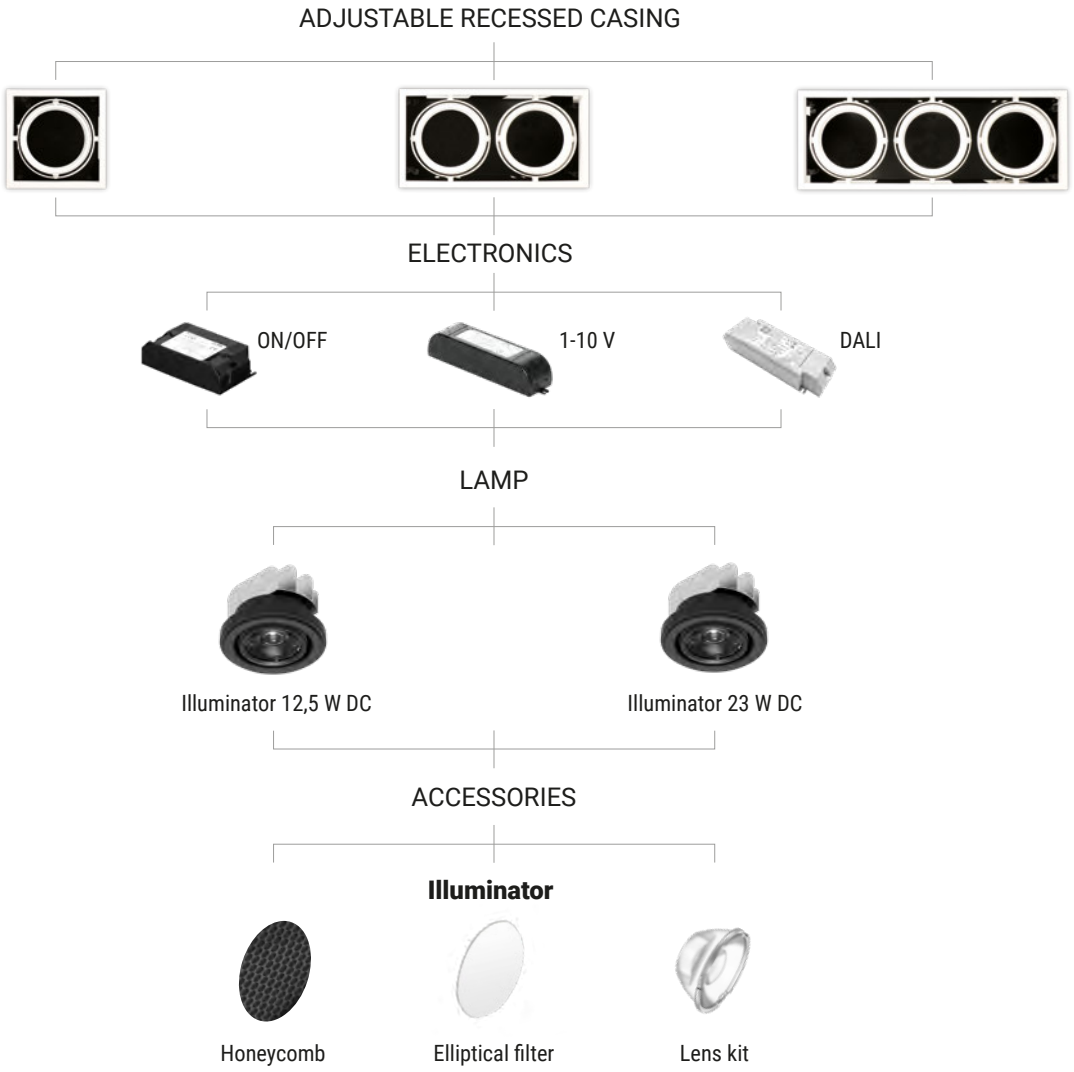

Optics & Accessories



C-U300009 Spot lens kit (15°)
C-U300010 Medium Flood lens kit (30°)
C-U300011 Wide Flood lens kit (45°)

suitable for: Illuminator 12,5W/23W



BB **C-U300008** Honeycomb
suitable for: Illuminator 12,5W/23W



TR **C-U300007** Elliptical filter
suitable for: Illuminator 12,5W/23W

Finishes

TR Transparent
BB Text black R9005

OPTUS_EX

Aluminium body.



Optus family

Optus_T	Optus_Ww	Creek Optus	Navata Optus
			
156-159	160	178-179	186-187



	_EX
W	4
mm	**Ø 75**
Cct	2700-3000-4000
Opt	**Spot-M.Flood**
	W. Flood-Focus
Elec.	On/Off
	1/10V-DALI
Col.	WH BB

	_EX
W	12-18-(8 DW)
mm	**Ø 138**
Cct	2700-3000-4000-DW
Opt	**Spot-Flood-M.Flood**
	M.W.Flood-W.Flood
Elec.	On/Off-1/10V
	DALI
Col.	WH BB

	_EX
W	25-35-(15-25 DW)
mm	**Ø 173**
Cct	2700-3000-4000-5000-DW
Opt	**Spot-Flood**
	M.W.Flood
Elec.	On/Off-1/10V
	DALI
Col.	WH BB

SMALL SIZE

Optux_EX is made from a single die-cast aluminum body with extremely compact dimensions, standing only 50 mm high. Its optimized configuration allows installation even in plasterboard ceilings and surfaces with reduced depths and limited installation space.



EXTRACTABLE TILTING SYSTEM

Optux_EX downlights come with a 350° mobility on the horizontal axis and an inclination on the vertical axis that allows a max 20° recess or an up to 45° extraction of the spotlight.

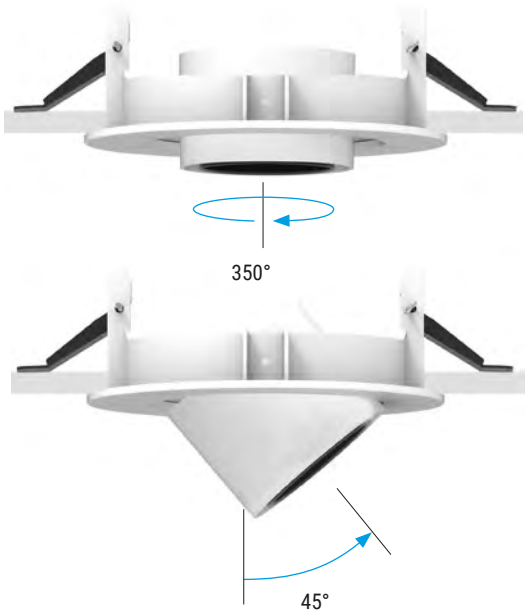

Optics 85 Focus
A spotlight with variable optics from 10° to 20° used to adjust the light beam according to requirements. The variable optics can be adjusted manually and this versatility means being able to adapt the lighting to a variety of needs, offering the flexibility to concentrate or diffuse the light, depending on the circumstances.



Optus_EX | powerLED | 350 mA | 4 W DC



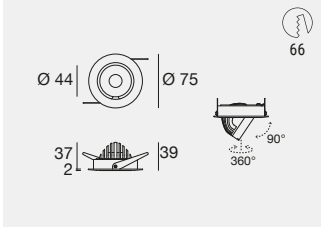

	Cct	lm S - lm D	Opt
CRI 90			
WH **82739**	**M**	389 - 276	**15** (15°)
BB **82740**	**W**	419 - 295	**30** (33°)
	N	416 - 293	**60** (61°)
			85 (10°-20°)

Electronics: **D1** (pag 131)

Optus_EX | arrayLED | 350 mA 12W DC | 500 mA 18 W DC



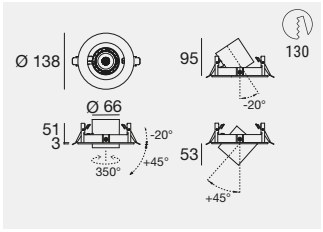

	Cct	lm S - lm D	lm S - lm D	Opt
CRI 98 - Specialty		12W	18W	
WH **81665**	**W**	1979 - 1425	2723 - 1961	**15** (18°)
BB **81666**				**30** (38°)
				60 (50°)
CRI 98 - Fidelity		12W	18W	
WH **81663**	**M**	1999 - 1518	2750 - 2088	**15** (18°)
BB **81664**	**W**	2101 - 1595	2891 - 2195	**30** (38°)
	N	2100 - 1594	2888 - 2193	**60** (48°)
CRI 90 - Balance		12W	18W	
WH **81661**	**M**	2093 - 1589	2880 - 1731	**15** (18°)
BB **81662**	**W**	2180 - 1655	2998 - 2276	**30** (38°)
	N	2213 - 1680	3044 - 2311	**60** (48°)

Electronics: 12W **O1** - 18W **Q1** (pag 131) | Optics & Accessories (pag 130)

Optus_EX | Dynamic White | powerLED | 700 mA | 8 W DC (x channel)



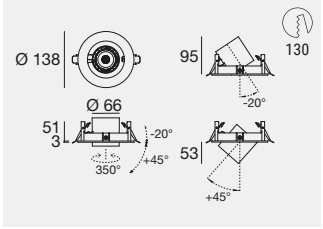

	Cct		Opt
CRI 90			
WH **84159**	**D**	2700K - 5700K Dynamic White	**30** (38°)
BB **84160**			**60** (48°)

Electronics: **CM** (pag 131) | Optics & Accessories (pag 130)







Application Versatility: Optus_EX offers a wide selection of LED light sources: **Balance** (CRI 90), **Specialty** (CRI 98) and **Fidelity** (CRI 98). This ensures maximum application versatility, making Optus_EX suitable for different sectors, from museums to retail, depending on the specific light source selected.

Optus_EX | arrayLED | 700 mA 25W DC | 950 mA 35 W DC



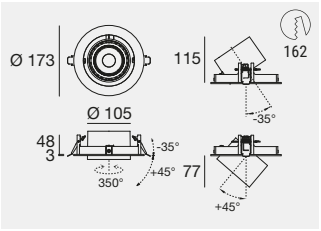

	Cct	lm S - lm D	lm S - lm D	Opt
CRI 98 - Specialty		25W	35W	
WH **81671**	**W**	3749 - 2999	4869 - 3895	**15** (17°)
BB **81672**				**30** (24°)
				60 (48°)
CRI 98 - Fidelity		25W	35W	
WH **81669**	**M**	3790 - 3032	4922 - 3938	**15** (17°)
BB **81670**	**W**	3978 - 3182	5166 - 4133	**30** (24°)
	N	3974 - 3179	5161 - 4129	**60** (48°)
CRI 90 - Balance		25W	35W	
WH **81667**	**M**	3969 - 3175	5155 - 4124	**15** (17°)
BB **81668**	**W**	4130 - 3304	5364 - 4291	**30** (24°)
	N	4189 - 3351	5441 - 4353	**60** (48°)
	C	4193 - 3354	5445 - 4356	

Electronics: 25W **T1** - 35W **V1** (pag 131) | Optics & Accessories (pag 130)

Optus_EX | Dynamic White | powerLED | 700 mA | 15 W DC (x channel)



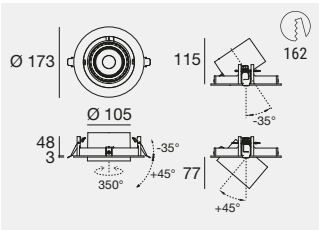

	Cct		Opt
CRI 90			
WH **84161**	**D**	2700K - 5700K Dynamic White	**15** (17°)
BB **84162**			**30** (24°)

Electronics: **CN** (pag 131) | Optics & Accessories (pag 130)

Optus_EX | Dynamic White | powerLED | 700 mA | 25 W DC (x channel)



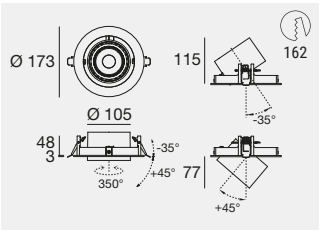

	Cct		Opt
CRI 90			
WH **84163**	**D**	2700K - 5700K Dynamic White	**15** (17°)
BB **84164**			**30** (24°)

Electronics: **CO** (pag 131) | Optics & Accessories (pag 130)

Smart lighting
The Dynamic White modules, combined with the new, specifically developed management systems, allow the mixture of whites from Warm White and Cold White. With a single product, it is therefore possible to reproduce all the colour temperatures from 2700K to 5700K, maintaining the same luminous flow. Recent studies on the circadian cycles have shown how the temperature variations of natural light, from dawn to dusk, influence the well-being of humans.



2700K — 5700K

Finishes
WH Text white R9003
BB Text black R9005

Cct
M 2700 **N** 4000 **D** 2700-5700
W 3000 **C** 5000

Optics & Accessories



PT **99827** Spot
PT **99828** Flood
PT **99829** W. Flood
suitable for: Optus_EX 12W / 18W
Optus_EX 8W Dynamic White

PT **99808** Spot
PT **99809** Flood
PT **99810** W. Flood
suitable for: Optus_EX 15W Dynamic White /
25W Dynamic White

PT **C-U300015** Spot
PT **C-U300016** Flood
PT **C-U300017** W. Flood
suitable for: Optus_EX 25W(not for Dynamic White) / 35W



PT **99844** Focal Kit
(min 16° / max 50°)
suitable for: Optus_EX 12W / 18W
Optus_EX 8W Dynamic White

PT **99843** Focal Kit
(min 16° / max 42°)
suitable for: Optus_EX 15W Dynamic White /
25W Dynamic White

PT **C-U300034** Focal Kit
(min 16° / max 42°)
suitable for: Optus_EX 25W(not for Dynamic White) / 35W

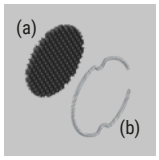

BB **99841** Honeycomb (a)
with fixing ring (b)
suitable for: Focal kit **99844**

BB **99842** Honeycomb (a)
with fixing ring (b)
suitable for: Focal kit **99843**

BB **C-U300014** Honeycomb (a)
without fixing ring (b)
suitable for: Focal kit **C-U300034**



BB **99779** Cross louvre
suitable for: Optus_EX 12W / 18W
Optus_EX 8W Dynamic White

BB **99799** Cross louvre
suitable for: Optus_EX 15W Dynamic White /
25W Dynamic White

BB **C-U300031** Cross louvre
suitable for: Optus_EX 25W(not for Dynamic White) / 35W

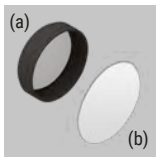

TR **99781** Elliptical filter (a)
suitable for: Optus_EX 12W / 18W
Optus_EX 8W Dynamic White

TR **99797** Elliptical filter (a)
suitable for: Optus_EX 15W Dynamic White /
25W Dynamic White

TR **C-U300013** Elliptical filter (b)
Not compatible with optics 60
suitable for: Optus_EX 25W(not for Dynamic White) / 35W



BB **99780** Honeycomb (a)
suitable for: Optus_EX 12W / 18W
Optus_EX 8W Dynamic White

BB **99798** Honeycomb (b)
suitable for: Optus_EX 15W Dynamic White /
25W Dynamic White

BB **C-U300014** Honeycomb (a)
suitable for: Optus_EX 25W (not for Dynamic White) / 35W



BB **99783** Cylindrical screen
suitable for: Optus_EX 12W / 18W
Optus_EX 8W Dynamic White

BB **99796** Cylindrical screen
suitable for: Optus_EX 15W Dynamic White /
25W Dynamic White

BB **C-U300029** Cylindrical screen
suitable for: Optus_EX 25W(not for Dynamic White) / 35W



BB **99510** Kicker
suitable for: Optus_EX 12W / 18W
Optus_EX 8W Dynamic White

BB **99479** Kicker
suitable for: Optus_EX 15W / 25W / 35W



BB **99782** 45° Cylindrical screen
suitable for: Optus_EX 12W / 18W
Optus_EX 8W Dynamic White

BB **99795** 45° Cylindrical screen
suitable for: Optus_EX 15W Dynamic White /
25W Dynamic White

BB **C-U300030** 45° Cylindrical screen
suitable for: Optus_EX 25W(not for Dynamic White) / 35W

Finishes

BB Text black R9005 PT Transparent polycarbonate
TR Transparent

Electronics

CM | 700 mA | 8 W DC

C-E100056	C-E500024	DMX	Driver CV
DALI DT8 1 - 3 art. 143 x 43 x h 30 53	Dimmer DMX 1 - 6 art. 107 x 96 x h 39	Controllers Pag 1007	CV 48V Pag. 994

CO | 700 mA | 25 W DC

C-E100056	C-E500024	DMX	Driver CV
DALI DT8 1 art. 143 x 43 x h 30 53	Dimmer DMX 1 art. 107 x 96 x h 39	Controllers Pag 1007	CV 48V Pag. 994

O1 | 350 mA | 12,5 W DC

99375	99115	83322
ON/OFF 1 art. 138 x 22 x h 21 29	0/1-10V 1 art. 210 x 48 x h 25 56	DALI/PUSH 1 art. 149 x 37 x h 31 48

T1 | 700 mA | 25 W DC

99147	83008	C-E100016
ON/OFF 1 art. 103 x 58 x h 27 64	0/1-10V, DALI/PUSH 1 art. 124 x 79 x h 22 84	DALI/PUSH 1 art. 131 x 44 x h 30 54

CN | 700 mA | 15 W DC

C-E100056	C-E500024	DMX	Driver CV
DALI DT8 1 art. 143 x 43 x h 30 53	Dimmer DMX 1 - 2 art. 107 x 96 x h 39	Controllers Pag 1007	CV 48V Pag. 994

D1 | 350 mA | 4 W DC

89145	99375	C-E100010	C-E100011
ON/OFF 1 art. 138 x 22 x h 21 29	ON/OFF 2 - 3 art. 138 x 22 x h 21 29	0/1-10V 1 art. 138 x 22 x h 22 31	DALI/PUSH 1 art. 138 x 22 x h 22 31

Q1 | 500 mA | 17/18 W DC

99106	99115	C-E100001
ON/OFF 1 art. 103 x 58 x h 27 64	0/1-10V 1 art. 210 x 48 x h 28 56	DALI/PUSH 1 art. 131 x 44 x h 30 54

V1 | 950 mA | 35 W DC

99239	83008	99345
ON/OFF 1 art. 103 x 58 x h 27 64	0/1-10V, DALI/PUSH 1 art. 124 x 79 x h 22 84	DALI/PUSH 1 art. 210 x 48 x h 28 56





PROJECTORS & TRACK SYSTEMS



Frantoio Centumbrie
Agello - Perugia (Italy)

Project: Architect Gianmarco Balucani

System and Lighting Designer:
Prait, Simone Suriani

Designer: Miriam Cinaglia

Photography: Matteo Canestraro

Projectors & Track systems range index

Pound

Pound_T

140-143

Pound_T Super Spot

140

Pound Focus

144-145

Pound Shaper

146-147

Optus

Optus_T
NEW

156-159

Optus_Ww
NEW

160

Cell_WW Track

Cell_Ww track

165

Rollip35 Track

Rollip35_Tra

167

Skylum_R Track

Skylum_R Track

169

Rubber_3D Track

Rubber_3D Track
NEW

171

Track system

Track system

174-175

Creek

Creek Optus
NEW

178-179

Linear Profiles

179

Navata

Navata_Optus
NEW

186-187

Base

187

POUND





_Shaper

W 13-30
mm **Ø 48-85**
Cct 2700-3000-4000
Opt **Shaper short**
medium-distance
Elec. DALI 2-Push
D.O.B
Col. WH BB

_T

W 9-14-15,5-17,5-29-37,5-39
mm **Ø 48-65-85**
Cct 2700-3000-4000-DW
Opt **Spot-Flood-M.Flood**
M.W.Flood-W.Flood
Elec. On/Off-DALI 2-Push
D.O.B
Col. WH BB

_Focus

W 15,5-26-29-37
mm **Ø 48-65-85**
Cct 2700-3000-4000
Opt **Focus**
Elec. DALI 2-Push
D.O.B
Col. WH BB

_T Super Spot

W 11
mm **Ø 48**
Cct 2700-3000-4000
Opt **Narrow Spot**
Elec. DALI 2-Push
Col. WH BB

Shaper
Pound Shaper is the professional framing projector of the i-LèD projector range. Developed to define and enhance museum exhibits of different shapes and sizes, it features an advanced framing system that virtually eliminates stray light escaping from the optical chamber. Available in 13W and 30W AC versions, with three different optical assemblies to optimise performance at any mounting distance, this track-mounted projector exploits Shaper technology for precise beam control. A versatile solution, ideal for retail, museum and exhibition applications.
Aluminium body.

Pound family

Pound_BS	Pound_BC	Pound_S	Pound_Wall
			
242	242	243	243





Acro Optic Technology®



Conventional Optic Shaper

Pound Super spot
The Pound range offers a special version with an extremely small opening angle (8°). Thanks to a Fresnel lens, pound can reach small objects over long distances and accentuate details in museum or retail environments.

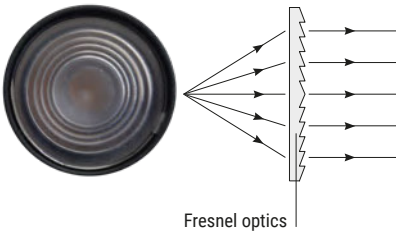



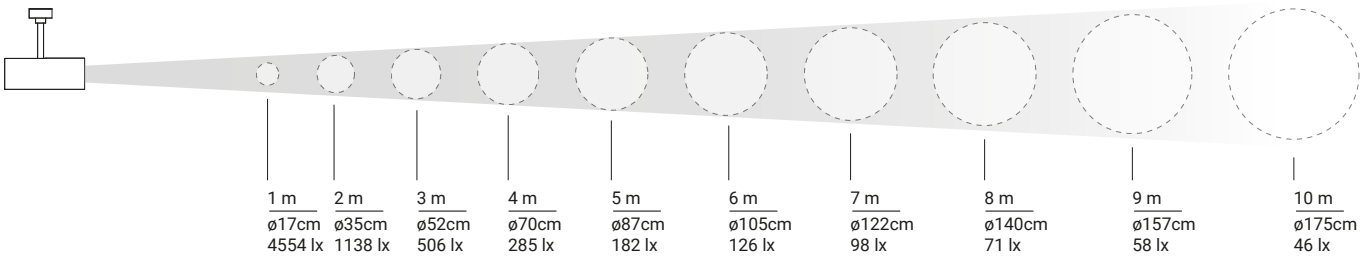


1


2


3


4



1 **Padova Congress /** Padua (Italy) / *Project:* Architect Kengo Kuma / *Lighting design:* Cogevi / *Photography:* TheStudio **2** **Bhartiya /** Milan (Italy) / *Project:* Architect Cristina Broggi / *Photography:* Andrea Badoni Initial content **3** **4** **Polittico Di San Martino** / Treviglio, Bergamo (Italy) / *Lighting design:* Studio Switch / *Photography:* Andrea Martiradonna **5** **6** **Art Nest Arts Center /** Limassol (Cyprus)



5





6

Pound_T | arrayLED | 220-240 V AC | 13 W DC - 15,5 W AC



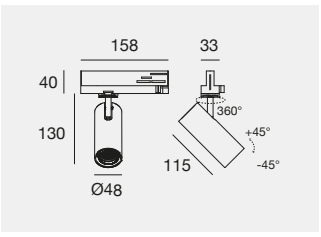

IP20

	Cct	lm S - lm D	Opt
CRI 98 - Specialty			
WH **81629**	**W**	1651 - 1156	**15** (18°)
BB **81630**			**30** (26°)
			60 (45°)
CRI 98 - Fidelity			
WH **81627**	**M**	1670 - 1169	**15** (18°)
BB **81628**	**W**	1753 - 1227	**30** (26°)
	N	1749 - 1224	**60** (45°)
CRI 90 - Balance			
WH **81625**	**M**	1755 - 1229	**15** (18°)
BB **81626**	**W**	1820 - 1274	**30** (26°)
	N	1855 - 1299	**60** (45°)

Optics & accessories: (pag 150) | Track system: (pag 172)

Pound_T Super Spot | powerLED | 220-240 V AC | 7,2 W DC - 11 W AC



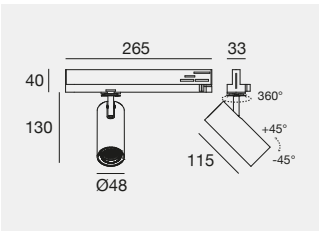

IP20 DALI 2 PUSH

	Cct	lm S - lm D	Opt
CRI 90 - Balance			
WH **81954**	**M**	683 - 289	**08** (8°)
BB **81955**	**W**	731 - 310	
	N	788 - 334	

Track system: (pag 172)

Pound_T | arrayLED | 220-240 V AC | 13 W DC - 15,5 W AC



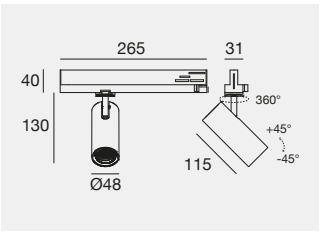

IP20 DALI 2 PUSH

	Cct	lm S - lm D	Opt
CRI 98 - Specialty			
WH **82611**	**W**	1651 - 1156	**15** (18°)
BB **82612**			**30** (26°)
			60 (45°)
CRI 98 - Fidelity			
WH **82609**	**M**	1670 - 1169	**15** (18°)
BB **82610**	**W**	1753 - 1227	**30** (26°)
	N	1749 - 1224	**60** (45°)
CRI 90 - Balance			
WH **82607**	**M**	1755 - 1229	**15** (18°)
BB **82608**	**W**	1820 - 1274	**30** (26°)
	N	1855 - 1299	**60** (45°)

Optics & accessories: (pag 150) | Track system: (pag 172)

Pound_T | arrayLED | 220-240 V AC | 13 W DC - 14 W AC



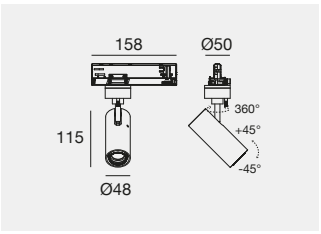

IP20 D.O.B.

	Cct	lm S - lm D	Opt
CRI 98 - Specialty			
WH **82408**	**W**	1457 - 1021	**15** (18°)
BB **82409**			**30** (26°)
			60 (45°)
CRI 98 - Fidelity			
WH **82406**	**M**	1473 - 1032	**15** (18°)
BB **82407**	**W**	1547 - 1084	**30** (26°)
	N	1544 - 1082	**60** (45°)
CRI 90 - Balance			
WH **82227**	**M**	1549 - 1085	**15** (18°)
BB **82228**	**W**	1606 - 1125	**30** (26°)
	N	1637 - 1147	**60** (45°)

Optics & accessories: (pag 150) | Track system: (pag 172)

Pound_T | arrayLED | 220-240 V AC | 26 W DC - 29 W AC



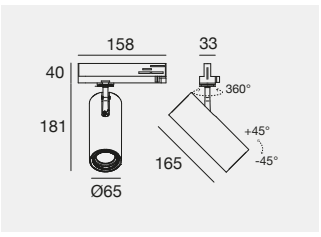

IP20

	Cct	lm S - lm D	Opt
CRI 98 - Specialty			
WH **81635**	**W**	3612 - 2458	**15** (19°)
BB **81636**			**30** (35°)
			60 (56°)
CRI 98 - Fidelity			
WH **81633**	**M**	3648 - 2501	**15** (19°)
BB **81634**	**W**	3835 - 2610	**30** (35°)
	N	3832 - 2608	**60** (56°)
CRI 90 - Balance			
WH **81631**	**M**	3820 - 2599	**15** (19°)
BB **81632**	**W**	3978 - 2707	**30** (35°)
	N	4038 - 2748	**60** (56°)

Optics & accessories: (pag 150) | Track system: (pag 172)

Pound_T | arrayLED | 220-240 V AC | 26 W DC - 29 W AC



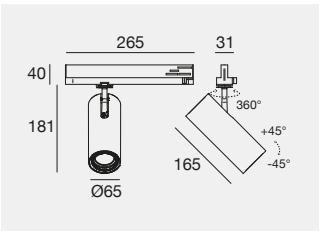

IP20 DALI 2 DALI PUSH

	Cct	lm S - lm D	Opt
CRI 98 - Specialty			
WH **81812**	**W**	3612 - 2458	**15** (19°)
BB **81813**			**30** (35°)
			60 (56°)
CRI 98 - Fidelity			
WH **81810**	**M**	3648 - 2501	**15** (19°)
BB **81811**	**W**	3835 - 2610	**30** (35°)
	N	3832 - 2608	**60** (56°)
CRI 90 - Balance			
WH **81808**	**M**	3820 - 2599	**15** (19°)
BB **81809**	**W**	3978 - 2707	**30** (35°)
	N	4038 - 2748	**60** (56°)

Optics & accessories: (pag 150) | Track system: (pag 172)

Pound_T | arrayLED | 220-240 V AC | 23 W DC - 26 W AC



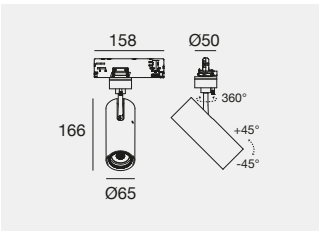

IP20 D.Q.B.

	Cct	lm S - lm D	Opt
CRI 98 - Specialty			
WH **82412**	**W**	3401 - 2298	**15** (19°)
BB **82413**			**30** (35°)
			60 (56°)
CRI 98 - Fidelity			
WH **82410**	**M**	3435 - 2351	**15** (19°)
BB **82411**	**W**	3611 - 2453	**30** (35°)
	N	3608 - 2451	**60** (56°)
CRI 90 - Balance			
WH **82229**	**M**	3597 - 2443	**15** (19°)
BB **82230**	**W**	3745 - 2547	**30** (35°)
	N	3802 - 2583	**60** (56°)

Optics & accessories: (pag 150) | Track system: (pag 172)

Pound_T | DW | powerLED | 220-240 V AC | 8 W DC - 9 W AC (x channel)



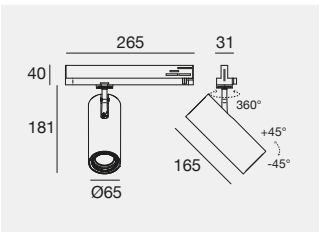

IP20 DALI 2 DW DT8

	Cct		Opt
CRI 90			
WH **84165**	**D**	2700K - 5700K Dynamic White	**30** (35°)
BB **84166**			**60** (56°)

Optics: (pag 150) | Track system: (pag 172)



Pound_T | arrayLED | 220-240 V AC | 34 W DC - 39 W AC



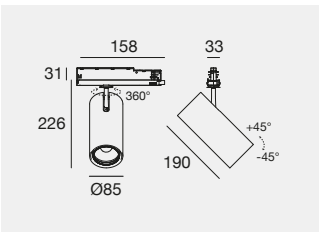

IP20

	Cct	lm S - lm D	Opt
CRI 98 - Specialty			
WH **81641**	**W**	4869 - 3672	**15** (17°)
BB **81642**			**30** (24°)
			60 (47°)
CRI 98 - Fidelity			
WH **81639**	**M**	4922 - 3711	**15** (17°)
BB **81640**	**W**	5166 - 3896	**30** (24°)
	N	5161 - 3891	**60** (47°)
CRI 90 - Balance			
WH **81637**	**M**	5155 - 3887	**15** (17°)
BB **81638**	**W**	5364 - 4045	**30** (24°)
	N	5441 - 4102	**60** (47°)

Optics & accessories: (pag 150) | Track system: (pag 172)

Pound_T | arrayLED | 220-240 V AC | 34 W DC - 39 W AC



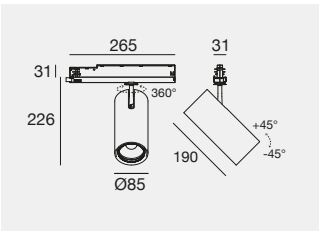

IP20 DALI 2 DALI PUSH

	Cct	lm S - lm D	Opt
CRI 98 - Specialty			
WH **81756**	**W**	4869 - 3672	**15** (17°)
BB **81757**			**30** (24°)
			60 (47°)
CRI 98 - Fidelity			
WH **81754**	**M**	4922 - 3711	**15** (17°)
BB **81755**	**W**	5166 - 3896	**30** (24°)
	N	5161 - 3891	**60** (47°)
CRI 90 - Balance			
WH **81752**	**M**	5155 - 3887	**15** (17°)
BB **81753**	**W**	5364 - 4045	**30** (24°)
	N	5441 - 4102	**60** (47°)

Optics & accessories: (pag 150) | Track system: (pag 172)

Pound_T | arrayLED | 220-240 V AC | 32,5 W DC - 37,5 W AC



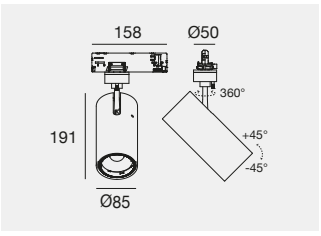

IP20 D.Q.B.

	Cct	lm S - lm D	Opt
CRI 98 - Specialty			
WH **82416**	**W**	4655 - 3513	**15** (17°)
BB **82417**			**30** (24°)
			60 (47°)
CRI 98 - Fidelity			
WH **82414**	**M**	4706 - 3551	**15** (17°)
BB **82415**	**W**	4939 - 3727	**30** (24°)
	N	4934 - 3723	**60** (47°)
CRI 90 - Balance			
WH **82231**	**M**	4928 - 3719	**15** (17°)
BB **82232**	**W**	5128 - 3870	**30** (24°)
	N	5201 - 3925	**60** (47°)

Optics & accessories: (pag 150) | Track system: (pag 172)

Pound_T | DW | powerLED | 220-240 V AC | 15 W DC - 17,5 W AC (x channel)



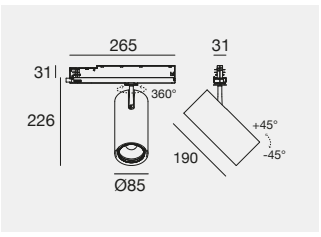

IP20 DALI 2 DW DT8

	Cct		Opt
CRI 90			
WH **84167**	**D**	2700K - 5700K Dynamic White	**15** (17°)
BB **84168**			**30** (24°)
			60 (47°)

Optics: (pag 150) | Track system: (pag 172)

Pound Focus | arrayLED | 220-240 V AC | 13 W DC - 15,5 W AC



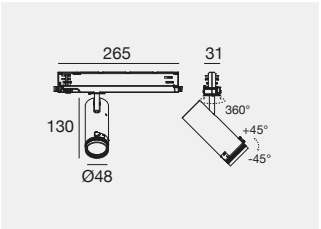

IP20

DALI 2 DALI PUSH

	Cct	lm S - lm D	Opt
CRI 98 - Fidelity			
WH **82422**	**M**	1670 - On req	**85** (14°-47°)
BB **82423**	**W**	1753 - On req	
	N	1749 - On req	
CRI 90 - Balance			
WH **81987**	**M**	1755 - On req	**85** (14°-47°)
BB **81988**	**W**	1820 - On req	
	N	1855 - On req	

Track system: (pag 172)

Pound Focus | arrayLED | 220-240 V AC | 13 W DC - 15,5 W AC



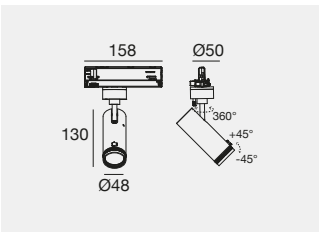

IP20

D.Q.B.

	Cct	lm S - lm D	Opt
CRI 98 - Fidelity			
WH **82444**	**M**	1473 - On req	**85** (14°-47°)
BB **82445**	**W**	1547 - On req	
	N	1544 - On req	
CRI 90 - Balance			
WH **82105**	**M**	1549 - On req	**85** (14°-47°)
BB **82106**	**W**	1606 - On req	
	N	1637 - On req	

Track system: (pag 172)

Pound Focus | arrayLED | 220-240 V AC | 23 W DC - 26 W AC



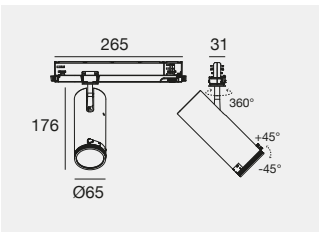

IP20

DALI 2 DALI PUSH

	Cct	lm S - lm D	Opt
CRI 98 - Fidelity			
WH **82438**	**M**	3435 - On req	**85** (16°-65°)
BB **82439**	**W**	3611 - On req	
	N	3608 - On req	
CRI 90 - Balance			
WH **81989**	**M**	3597 - On req	**85** (16°-65°)
BB **81990**	**W**	3745 - On req	
	N	3802 - On req	

Track system: (pag 172)

Pound Focus | arrayLED | 220-240 V AC | 23 W DC - 29 W AC



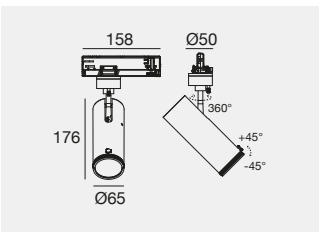

IP20

D.Q.B.

	Cct	lm S - lm D	Opt
CRI 98 - Fidelity			
WH **82446**	**M**	3435 - On req	**85** (16°-65°)
BB **82447**	**W**	3611 - On req	
	N	3608 - On req	
CRI 90 - Balance			
WH **82107**	**M**	3597 - On req	**85** (16°-65°)
BB **82108**	**W**	3745 - On req	
	N	3802 - On req	

Track system: (pag 172)

Pound Focus | arrayLED | 220-240 V AC | 32,5 W DC - 37 W AC



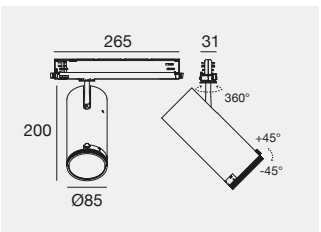

IP20

DALI 2 DALI PUSH

	Cct	lm S - lm D	Opt
CRI 98 - Fidelity			
WH **82440**	**M**	4706 - On req	**85** (17°-60°)
BB **82441**	**W**	4939 - On req	
	N	4934 - On req	
CRI 90 - Balance			
WH **81991**	**M**	4928 - On req	**85** (17°-60°)
BB **81992**	**W**	5128 - On req	
	N	5201 - On req	

Track system: (pag 172)

Pound Focus | arrayLED | 220-240 V AC | 32,5 W DC - 37 W AC



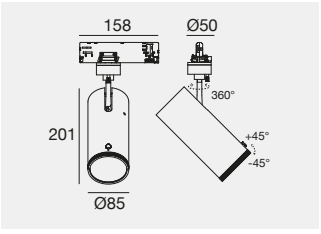

IP20

D.O.B.

	Cct	lm S - lm D	Opt
CRI 98 - Fidelity			
WH **82448**	**M**	4706 - On req	**85** (17°-60°)
BB **82449**	**W**	4939 - On req	
	N	4934 - On req	
CRI 90 - Balance			
WH **82109**	**M**	4928 - On req	**85** (17°-60°)
BB **82110**	**W**	5128 - On req	
	N	5201 - On req	

Track system: (pag 172)

Cariverona Foundation
Verona (Italy)

Photography:
Francesca Parolin



Finishes

WH Text white R9003
BB Text black R9005

Cct

M 2700 **N** 4000
W 3000

Pound Shaper_medium | arrayLED | 220-240 V AC | 11 W DC - 13 W AC



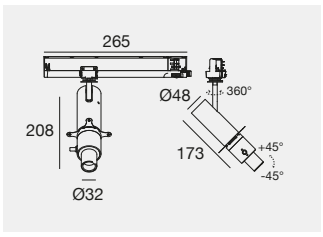

IP20 DALI 2 DALI PUSH

	Cct	lm S - lm D	Opt
CRI 98 - Fidelity			
WH **76661**	**M**	1473 - On req	**66** (Shaper Medium)
BB **76662**	**W**	1547 - On req	
	N	1544 - On req	

Track system: (pag 172)

Pound Shaper_medium | arrayLED | 220-240 V AC | 11 W DC - 13 W AC



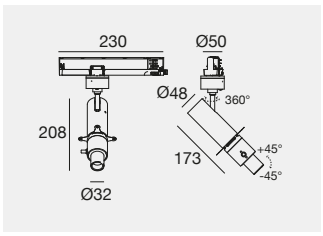

IP20 D.O.B.

	Cct	lm S - lm D	Opt
CRI 98 - Fidelity			
WH **76669**	**M**	1473 - On req	**66** (Shaper Medium)
BB **76670**	**W**	1547 - On req	
	N	1544 - On req	

Track system: (pag 172)

Pound Shaper_distance | arrayLED | 220-240 V AC | 11 W DC - 13 W AC



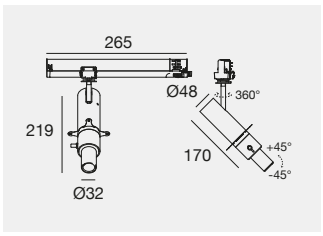

IP20 DALI 2 DALI PUSH

	Cct	lm S - lm D	Opt
CRI 98 - Fidelity			
WH **76659**	**M**	1473 - On req	**66** (Shaper Distance)
BB **76660**	**W**	1547 - On req	
	N	1544 - On req	

Track system: (pag 172)

Pound Shaper_distance | arrayLED | 220-240 V AC | 11 W DC - 13 W AC



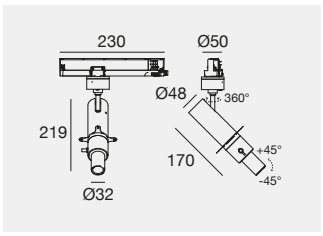

IP20 D.O.B.

	Cct	lm S - lm D	Opt
CRI 98 - Fidelity			
WH **76667**	**M**	1473 - On req	**66** (Shaper Distance)
BB **76668**	**W**	1547 - On req	
	N	1544 - On req	

Track system: (pag 172)

Pound Shaper_short | arrayLED | 220-240 V AC | 27 W DC - 30 W AC



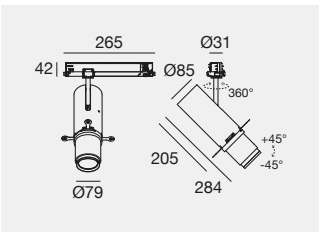

IP20

DALI 2 DALI PUSH

	Cct	lm S - lm D	Opt
CRI 98 - Fidelity			
WH **76052**	**M**	4027 - On req	**66** (Shaper Short)
BB **76053**	**W**	4226 - On req	
	N	4221 - On req	

Accessories: (pag 150) | Track system: (pag 172)

Pound Shaper_short | arrayLED | 220-240 V AC | 27 W DC - 30 W AC



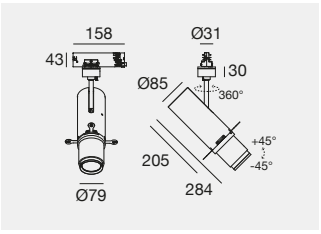

IP20

D.O.B.

	Cct	lm S - lm D	Opt
CRI 98 - Fidelity			
WH **76056**	**M**	4027 - On req	**66** (Shaper Short)
BB **76057**	**W**	4226 - On req	
	N	4221 - On req	

Accessories: (pag 150) | Track system: (pag 172)

Pound Shaper_distance | arrayLED | 220-240 V AC | 27 W DC - 30 W AC



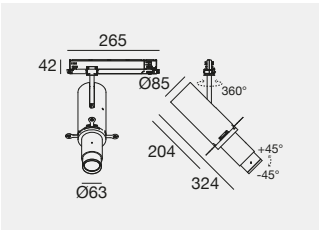

IP20

DALI 2 DALI PUSH

	Cct	lm S - lm D	Opt
CRI 98 - Fidelity			
WH **82072**	**M**	4027 - On req	**66** (Shaper Distance)
BB **82114**	**W**	4226 - On req	
	N	4221 - On req	

Accessories: (pag 150) | Track system: (pag 172)

Pound Shaper_distance | arrayLED | 220-240 V AC | 27 W DC - 30 W AC



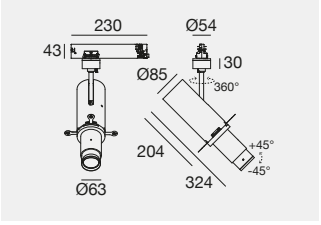

IP20

D.O.B.

	Cct	lm S - lm D	Opt
CRI 98 - Fidelity			
WH **82121**	**M**	4027 - On req	**66** (Shaper Distance)
BB **82122**	**W**	4226 - On req	
	N	4221 - On req	

Accessories: (pag 150) | Track system: (pag 172)

PROFILING REPORT



76661W66
Optic: Medium
13W

76659W66
Optic: Distance
13W

76052W66
Optic: Short
30W

82072W66
Optic: Distance
30W

Circular beam shaping. Adjustable with wall distance from 1 to 10 metres

			1m	2m	3m	4m	5m	6m	7m	8m	9m	10m
Optic: Medium	**13W**	(Ø cm/Lx)	0,63/492	1,27/123	1,9/55	2,54/31	3,17/20	3,81/14	4,44/10	5,08/8	5,71/6	6,34/5
Optic: Distance	**13W**	(Ø cm/Lx)	0,35/955	0,69/239	1,04/106	1,38/60	1,73/38	2,07/27	2,42/19	2,76/15	3,11/12	3,45/10
Optic: Short	**30W**	(Ø cm/Lx)	0,78/1677	1,55/419	2,33/186	3,1/105	3,88/67	4,65/47	5,43/34	6,21/26	6,98/21	7,76/17
Optic: Distance	**30W**	(Ø cm/Lx)	0,31/6647	0,62/1662	0,92/739	1,23/415	1,54/266	1,85/185	2,15/136	2,46/104	2,77/82	3,08/66

Square beam shaping. Adjustable with wall distance from 1 to 10 metres

			1m	2m	3m	4m	5m	6m	7m	8m	9m	10m
Optic: Medium	**13W**	(L cm/Lx)	0,45/492	0,9/123	1,34/55	1,8/31	2,24/20	2,69/14	3,14/10	3,59/8	4,04/6	4,48/5
Optic: Distance	**13W**	(L cm/Lx)	0,25/955	0,49/239	0,74/106	0,98/60	1,22/38	1,46/27	1,71/19	1,95/15	2,2/12	2,44/10
Optic: Short	**30W**	(L cm/Lx)	0,55/1677	1,1/419	1,65/186	2,19/105	2,74/67	3,29/47	3,84/34	4,39/26	4,94/21	5,49/17
Optic: Distance	**30W**	(L cm/Lx)	0,22/6647	0,44/1662	0,65/739	0,87/415	1,09/266	1,31/185	1,52/136	1,74/104	1,96/82	2,18/66



Polittico Di San Martino
Treviglio, Bergamo (Italy)

Lighting designer:
Studio Switch

Photography:
Andrea Martiradonna



Optics



PT **99805** Spot
PT **99806** Flood
PT **99807** W.Flood
suitable for: Pound_T 14W / 15,5W



PT **C-U300015** Spot
PT **C-U300016** Flood
PT **C-U300017** W.Flood
suitable for: Pound_T 37,5W - 39W



PT **99827** Spot
PT **99828** Flood
PT **99829** W.Flood
suitable for: Pound_T 26W / 29W / 9W (Dynamic White)



PT **99808** Spot
PT **99809** Flood
PT **99810** W.Flood
suitable for: Pound_T 17,5W (Dynamic White)

Accessories

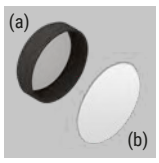

TR **99775** Elliptical filter (a)
suitable for: Pound_T 14W / 15,5W

TR **99781** Elliptical filter (a)
suitable for: Pound_T 26W / 29W

TR **C-U300013** Elliptical filter (b)
Not compatible with optics 60
suitable for: Pound_T 37,5W / 39W



BB **99776** Honeycomb (b)
suitable for: Pound_T 14W / 15,5W

BB **99780** Honeycomb (b)
suitable for: Pound_T 26W / 29W

BB **C-U300014** Honeycomb (a)
suitable for: Pound_T 37,5W / 39W



BB **99777** Cross louvre
suitable for: Pound_T 14W / 15,5W

BB **99779** Cross louvre
suitable for: Pound_T 26W / 29W

BB **C-U300031** Cross louvre
suitable for: Pound_T 37,5W / 39W



BB **99774** Cylindrical screen
suitable for: Pound_T 14W / 15,5W

BB **99783** Cylindrical screen
suitable for: Pound_T 26W / 29W

BB **C-U300029** Cylindrical screen
suitable for: Pound_T 37,5W / 39W



BB **99773** 45° Cylindrical screen
suitable for: Pound_T 14W / 15,5W

BB **99782** 45° Cylindrical screen
suitable for: Pound_T 26W / 29W

BB **C-U300030** 45° Cylindrical screen
suitable for: Pound_T 37,5W / 39W



BB **99853** Gobo accessory
suitable for: Pound Shaper 30W

Finishes
BB Text black R9005 PT Transparent polycarbonate
TR Transparent

Mostra DonnAArte
Lilt Headquarters, Treviso (Italy)

Photography:
TheStudio



OPTUS

Aluminium body

Optus family

Optus_EX



126

Compact Performance
Designed for professional accent lighting, Optus_T V2 combines compact dimensions with outstanding lighting performance. The comprehensive range, available with different luminous fluxes, optical distributions and high colour fidelity light sources, provides maximum design flexibility and precise light control. A versatile solution for retail, hospitality, museums and exhibition spaces.



_T

W	10-12
mm	**Ø 75**
Cct	2700-3000-4000
CRI	90-98
Opt	**Ulta Spot, Spot Medium Flood, Wide Flood**
Elec.	On/Off-DALI 2-Push D.O.B
Col.	WH BB



_T

W	18-31
mm	**Ø 95**
Cct	2700-3000-4000
CRI	90-98
Opt	**Spot Flood Wide Flood**
Elec.	On/Off-DALI 2-Push - D.O.B
Col.	WH BB



_T

W	40
mm	**Ø 105**
Cct	2700-3000-4000
CRI	90-98
Opt	**Spot Flood Wide Flood**
Elec.	On/Off-DALI 2-Push
Col.	WH BB



_Ww

W	30
mm	**Ø 105**
Cct	2700-3000-4000
CRI	90
Opt	**Adjustable Wall Washer**
Elec.	On/Off DALI 2 D.O.B
Col.	WH BB

The Optus_T V2 collection is updated with a new generation of high-efficiency LEDs, designed to offer maximum illumination and versatility. Thanks to the easy interchangeability of the optics and accessories, you can customize the lighting by creating extremely precise and targeted light effects, ensuring maximum comfort. The ultra-compact and minimalist design makes it perfect for a wide range of settings, from retail to museums.




Optics: Spot


Optics: Flood


Optics: M.Flood


Optics: W.Flood

INTERCHANGEABLE ACCESSORIES AND OPTICS


Focal Kit
(min 16° / max 42°)


Honeycomb


Cross louvre


Elliptical filter


45° Cylindrical screen


Cylindrical screen

Tailored Color Rendering Excellence
Optus_T offers a wide selection of LED light sources: **Balance** (CRI 90), **Specialty** (CRI 98) and **Fidelity** (CRI 98). This ensures maximum application versatility, making Optus_T suitable for different sectors, from museums to retail, depending on the specific light source selected.







Adaptive Wall Washing
Optus_Ww is equipped with the new technology for light control through the mechanical **Sliding Kickers** and **Sliding Hood** systems located in the body of the projector. The technology developed by the i-LèD technical offices rewrites the technical lighting rules and allows precise shaping at any distance. Optus_Ww is adaptive to the space and to the object being lit.





1

1 **3** **Vibranding Design SL /** Granollers (Spain) / *Photography:* Jordi Anguera **2** **John Reed Fitness Music Club /** Trieste (Italy) / *Project:* RSG Group technical office - Samuele Frosio, Tilman Schmidt, Konstantina Gkovari / *Photography:* Cristiandeklic **4** **Studio Guastalla /** Milan (Italy) / *Project:* Gregorio Pecorelli / *Photography:* Marco Reggi **5** **Frantoio Centumbrie /** Agello, Perugia (Italy) / *Architectural design:* Architect Gianmarco Balucani / *System and lighting design:* Prait, Simone Suriani / *Designer:* Miriam Cinaglia / *Photography:* Matteo Canestraro


2


4


5


3

LAMP-CONCEPT.CH

Optus_T | V2 | arrayLED | 220-240 V AC | 8,5 W DC - 10 W AC



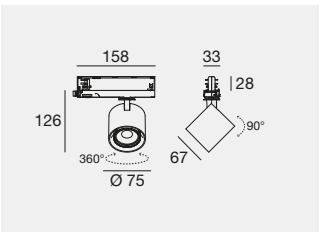

IP20

	Fin	Cct	lm S - lm D	Opt
CRI 90 - Balance				
C00993	**WH**	**M**	1059 - 857	**US** (6°)
	BB	**W**	1119 - 902	
		N	1196 - 964	

Accessories: (pag 163) | Track system: (pag 172)

Optus_T | V2 | arrayLED | 220-240 V AC | 10 W DC - 12 W AC



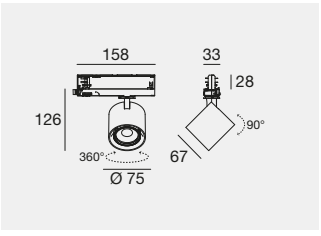

IP20

	Fin	Cct	lm S - lm D	Opt
CRI 98 - Specialty				
C00995	**WH**	**W**	1718 - 1200	**SP** (16°)
	BB			**ML** (36°)
				WF (50°)
CRI 98 - Fidelity				
C00996	**WH**	**M**	1735 - 1211	**SP** (16°)
	BB	**W**	1824 - 1273	**ML** (36°)
		N	1822 - 1270	**WF** (50°)
CRI 90 - Balance				
C00997	**WH**	**M**	1817 - 1268	**SP** (16°)
	BB	**W**	1892 - 1321	**ML** (36°)
		N	1920 - 1347	**WF** (50°)

Optics & accessories: (pag 163) | Track system: (pag 172)

Optus_T | V2 | arrayLED | 220-240 V AC | 8,5 W DC - 10 W AC



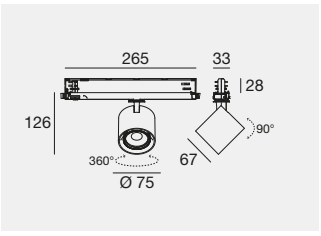

IP20 **DALI DALI** 2 PUSH

	Fin	Cct	lm S - lm D	Opt
CRI 90 - Balance				
C00994	**WH**	**M**	1059 - 857	**US** (6°)
	BB	**W**	1119 - 902	
		N	1196 - 964	

Accessories: (pag 163) | Track system: (pag 172)

Optus_T | V2 | arrayLED | 220-240 V AC | 10 W DC - 12 W AC



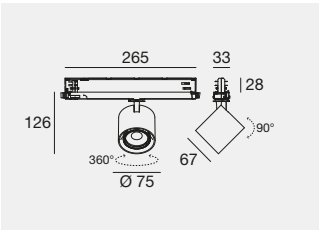

IP20 **DALI DALI** 2 PUSH

	Fin	Cct	lm S - lm D	Opt
CRI 98 - Specialty				
C00998	**WH**	**W**	1718 - 1200	**SP** (16°)
	BB			**ML** (36°)
				WF (50°)
CRI 98 - Fidelity				
C00999	**WH**	**M**	1735 - 1211	**SP** (16°)
	BB	**W**	1824 - 1273	**ML** (36°)
		N	1822 - 1270	**WF** (50°)
CRI 90 - Balance				
C01000	**WH**	**M**	1817 - 1268	**SP** (16°)
	BB	**W**	1892 - 1321	**ML** (36°)
		N	1920 - 1347	**WF** (50°)

Optics & accessories: (pag 163) | Track system: (pag 172)



Optus_T | V2 | arrayLED | 220-240 V AC | 8,5 W DC - 10 W AC



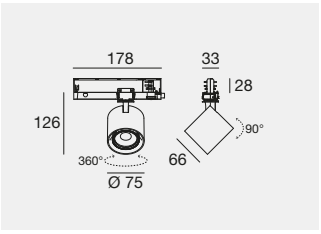

IP20 NEW D.O.B.

	Fin		Cct	lm S - lm D	Opt
CRI 90 - Balance					
C01716	**WH**		**M**	1059 - 857	**US** (6°)
	BB		**W**	1119 - 902	
			N	1196 - 964	

Accessories: (pag 163) | Track system: (pag 172)

Optus_T | V2 | arrayLED | 220-240 V AC | 10 W DC - 12 W AC



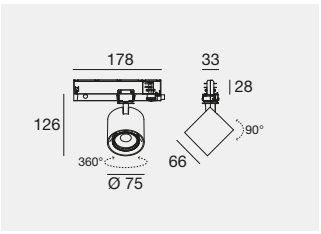

IP20 NEW D.O.B.

	Fin		Cct	lm S - lm D	Opt
CRI 98 - Specialty					
C01717	**WH**		**W**	1718 - 1200	**SP** (16°)
	BB				**ML** (36°)
					WF (50°)
CRI 98 - Fidelity					
C01718	**WH**		**M**	1735 - 1211	**SP** (16°)
	BB		**W**	1824 - 1273	**ML** (36°)
			N	1822 - 1270	**WF** (50°)
CRI 90 - Balance					
C01719	**WH**		**M**	1817 - 1268	**SP** (16°)
	BB		**W**	1892 - 1321	**ML** (36°)
			N	1920 - 1347	**WF** (50°)

Optics & accessories: (pag 163) | Track system: (pag 172)

Finishes **Cct**

WH Text white R9003 **M** 2700 **N** 4000
BB Text black R9005 **W** 3000

Optus_T | V2 | arrayLED | 220-240 V AC | 16 W DC - 18 W AC



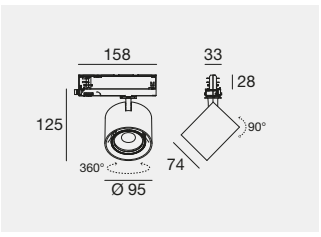

IP20

	Fin	Cct	lm S - lm D	Opt
CRI 98 - Specialty				
C00434	**WH**	**W**	2482 - 2080	**SP** (15°)
	BB			**FL** (25°)
				WF (51°)
CRI 98 - Fidelity				
C00433	**WH**	**M**	2507 - 2101	**SP** (15°)
	BB	**W**	2635 - 2208	**FL** (25°)
		N	2633 - 2206	**WF** (51°)
CRI 90 - Balance				
C00432	**WH**	**M**	2625 - 2200	**SP** (15°)
	BB	**W**	2733 - 2290	**FL** (25°)
		N	2775 - 2325	**WF** (51°)

Optics & accessories: (pag 163) | Track system: (pag 172)

Optus_T | V2 | arrayLED | 220-240 V AC | 16 W DC - 18 W AC



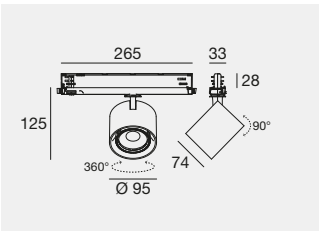

IP20 **DALI** 2 **DALI** PUSH

	Fin	Cct	lm S - lm D	Opt
CRI 98 - Specialty				
C00438	**WH**	**W**	2482 - 2080	**SP** (15°)
	BB			**FL** (25°)
				WF (51°)
CRI 98 - Fidelity				
C00436	**WH**	**M**	2507 - 2101	**SP** (15°)
	BB	**W**	2635 - 2208	**FL** (25°)
		N	2633 - 2206	**WF** (51°)
CRI 90 - Balance				
C00435	**WH**	**M**	2625 - 2200	**SP** (15°)
	BB	**W**	2733 - 2290	**FL** (25°)
		N	2775 - 2325	**WF** (51°)

Optics & accessories: (pag 163) | Track system: (pag 172)

Optus_T | V2 | arrayLED | 220-240 V AC | 16 W DC - 18 W AC



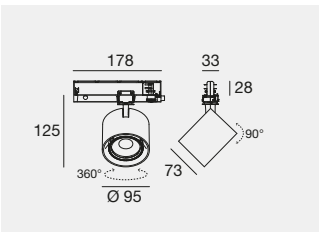

IP20 NEW D.O.B.

	Fin	Cct	lm S - lm D	Opt
CRI 98 - Specialty				
C01720	**WH**	**W**	2482 - 2080	**SP** (15°)
	BB			**FL** (25°)
				WF (51°)
CRI 98 - Fidelity				
C01721	**WH**	**M**	2507 - 2101	**SP** (15°)
	BB	**W**	2635 - 2208	**FL** (25°)
		N	2633 - 2206	**WF** (51°)
CRI 90 - Balance				
C01722	**WH**	**M**	2625 - 2200	**SP** (15°)
	BB	**W**	2733 - 2290	**FL** (25°)
		N	2775 - 2325	**WF** (51°)

Optics & accessories: (pag 163) | Track system: (pag 172)

Optus_T | V2 | arrayLED | 220-240 V AC | 28 W DC - 31 W AC



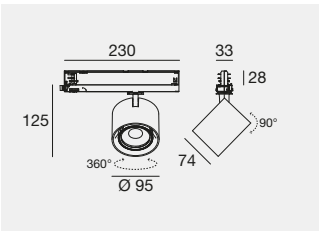

IP20 NEW

	Fin	Cct	lm S - lm D	Opt
CRI 98 - Specialty				
C02077	**WH**	**W**	4212 - 3654	**SP** (18°)
	BB			**FL** (24°)
				WF (50°)
CRI 98 - Fidelity				
C02076	**WH**	**M**	4258 - 3486	**SP** (17°)
	BB	**W**	4469 - 3658	**FL** (24°)
		N	4464 - 3654	**WF** (50°)
CRI 90 - Balance				
C02075	**WH**	**M**	4459 - 3650	**SP** (17°)
	BB	**W**	4640 - 3798	**FL** (24°)
		N	4706 - 3852	**WF** (50°)

Optics & accessories: (pag 163) | Track system: (pag 172)

Optus_T | V2 | arrayLED | 220-240 V AC | 28 W DC - 31 W AC



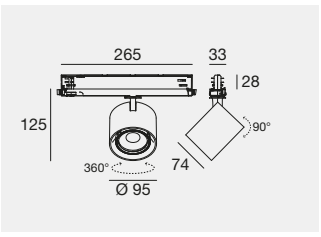

IP20 NEW

DALI 2 DALI PUSH

	Fin	Cct	lm S - lm D	Opt
CRI 98 - Specialty				
C02080	**WH**	**W**	4212 - 3654	**SP** (18°)
	BB			**FL** (24°)
				WF (50°)
CRI 98 - Fidelity				
C02079	**WH**	**M**	4258 - 3486	**SP** (18°)
	BB	**W**	4469 - 3658	**FL** (24°)
		N	4464 - 3654	**WF** (50°)
CRI 90 - Balance				
C02078	**WH**	**M**	4459 - 3650	**SP** (18°)
	BB	**W**	4640 - 3798	**FL** (24°)
		N	4706 - 3852	**WF** (50°)

Optics & accessories: (pag 163) | Track system: (pag 172)

Optus_T | V2 | arrayLED | 220-240 V AC | 28 W DC - 31 W AC



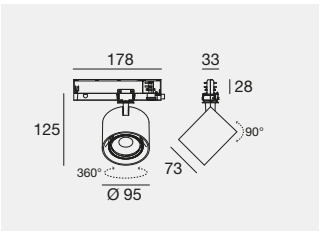

IP20 NEW

D.O.B.

	Fin	Cct	lm S - lm D	Opt
CRI 98 - Specialty				
C01723	**WH**	**W**	4212 - 3654	**SP** (18°)
	BB			**FL** (24°)
				WF (50°)
CRI 98 - Fidelity				
C01724	**WH**	**M**	4258 - 3486	**SP** (18°)
	BB	**W**	4469 - 3658	**FL** (24°)
		N	4464 - 3654	**WF** (50°)
CRI 90 - Balance				
C01725	**WH**	**M**	4459 - 3650	**SP** (18°)
	BB	**W**	4640 - 3798	**FL** (24°)
		N	4706 - 3852	**WF** (50°)

Optics & accessories: (pag 163) | Track system: (pag 172)

Optus_T | V2 | arrayLED | 220-240 V AC | 37 W DC - 40 W AC



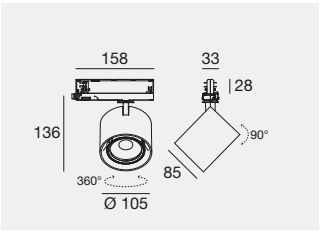

IP20 NEW

	Fin	Cct	lm S - lm D	Opt
CRI 98 - Specialty				
C01372	**WH**	**W**	5595 - 4547	**SP** (19°)
	BB			**FL** (26°)
				WF (50°)
CRI 98 - Fidelity				
C01373	**WH**	**M**	5652 - 4596	**SP** (19°)
	BB	**W**	5937 - 4828	**FL** (26°)
		N	5932 - 4853	**WF** (50°)
CRI 90 - Balance				
C01374	**WH**	**M**	5924 - 4818	**SP** (19°)
	BB	**W**	6159 - 5008	**FL** (26°)
		N	6252 - 5108	**WF** (50°)

Optics & accessories: (pag 163) | Track system: (pag 172)

Optus_T | V2 | arrayLED | 220-240 V AC | 37 W DC - 40 W AC



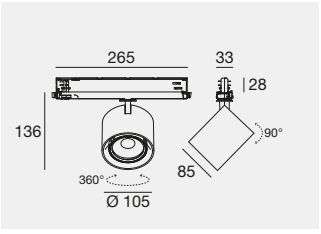

IP20 NEW

DALI 2 DALI PUSH

	Fin	Cct	lm S - lm D	Opt
CRI 98 - Specialty				
C01375	**WH**	**W**	5595 - 4547	**SP** (19°)
	BB			**FL** (26°)
				WF (50°)
CRI 98 - Fidelity				
C01376	**WH**	**M**	5652 - 4596	**SP** (19°)
	BB	**W**	5937 - 4828	**FL** (26°)
		N	5932 - 4853	**WF** (50°)
CRI 90 - Balance				
C01377	**WH**	**M**	5924 - 4818	**SP** (19°)
	BB	**W**	6159 - 5008	**FL** (26°)
		N	6252 - 5108	**WF** (50°)

Optics & accessories: (pag 163) | Track system: (pag 172)

Finishes **Cct**

WH Text white R9003 **M** 2700 **N** 4000
BB Text black R9005 **W** 3000

Optus_Ww | V2 | arrayLED | 220-240 V AC | 27 W DC - 30 W AC



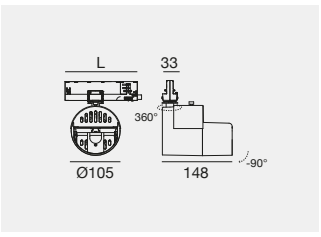

IP20 NEW

	Fin	Cct	lm S - lm D	Opt
L 158 mm - CRI 90 - Balance - On-Off				
C01382	**WH**	**M**	3299 - 1153	**AW** (Adj Ww)
	BB	**W**	3540 - 1237	
		N	4103 - 1435	
L 250 mm - CRI 90 - Balance - DALI				**DALI** 2
C01383	**WH**	**M**	3299 - 1153	**AW** (Adj Ww)
	BB	**W**	3540 - 1237	
		N	4103 - 1435	

Track system: (pag 172)

Optus_Ww | V2 | arrayLED | 220-240 V AC | 27 W DC - 30 W AC



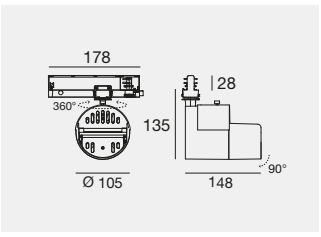

IP20 NEW D.O.B.

	Fin	Cct	lm S - lm D	Opt
CRI 90 - Balance - D.O.B.				
C01726	**WH**	**M**	3299 - 1153	**AW** (Adj Ww)
	BB	**W**	3540 - 1237	
		N	4103 - 1435	

Track system: (pag 172)

Sliding Hood + Sliding Flap

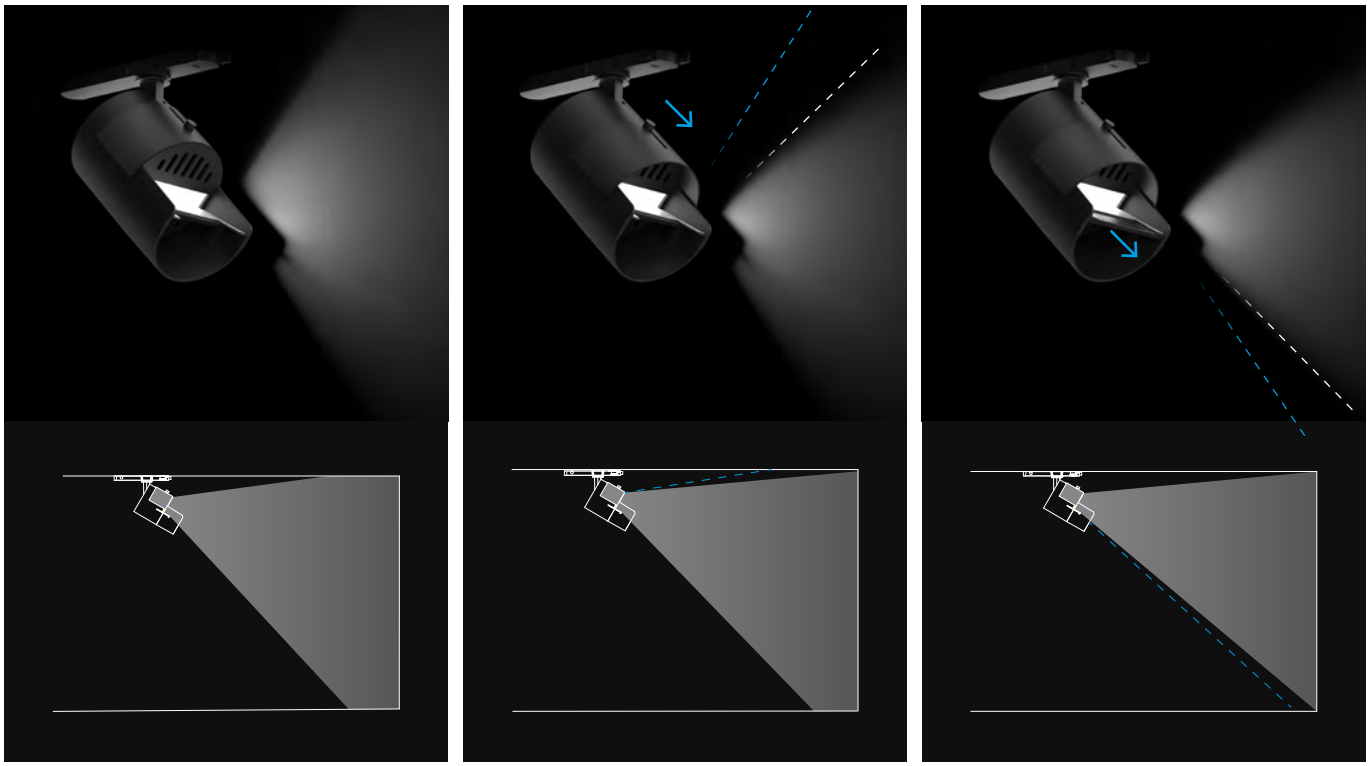



Studio Guastalla
Milan (Italy)

Project: Gregorio Pecorelli

Photography:
Marco Reggi

De Montel Terme Milan
Milan (Italy)

Project: Studio Marzorati

Lighting design:
Voltaire Lighting Design

Photography:
Marco Reggi



Optics & Accessories



PT **C-U100002** Spot
PT **C-U100003** M.Flood
PT **C-U100004** W.Flood
suitable for: Optus_T V2 12W

PT **C-U300009** Spot
PT **C-U300012** Flood
PT **C-U300010** W.Flood
suitable for: Optus_T V2 18W

PT **C-U300015** Spot
PT **C-U300016** Flood
PT **C-U300017** W.Flood
suitable for: Optus_T V2 31W / 40W



BB **C-U300043** Honeycomb
suitable for: Optus_T V2 12W

BB **C-U300008** Honeycomb
suitable for: Optus_T V2 18W

BB **C-U300014** Honeycomb
suitable for: Optus_T V2 31W / 40W

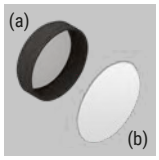

TR **C-U300044** Elliptical filter (a)
suitable for: Optus_T V2 12W

TR **C-U300007** Elliptical filter (a)
suitable for: Optus_T V2 18W

TR **C-U300013** Elliptical filter (b)
Not compatible with optics WF
suitable for: Optus_T V2 31W / 40W



BB **C-U300047** Cross louvre
suitable for: Optus_T V2 12W

BB **C-U300031** Cross louvre
suitable for: Optus_T V2 31W / 40W



BB **C-U300046** 45° Cylindrical screen
suitable for: Optus_T V2 10W / 12W

BB **C-U300030** 45° Cylindrical screen
suitable for: Optus_T V2 31W / 40W

Variable dynamic optics
An advanced optical accessory that enables precise adjustment of the focus and zoom of the light beam through two dedicated control rings. Thanks to its plug-and-play installation, the beam angle can be quickly adjusted to adapt the light distribution to different design requirements.





min **16°** / max **42°**



PT **83347** Focal Kit (min 16° / max 42°)
suitable for: Optus_T V2 12W

PT **C-U300034** Focal Kit (min 16° / max 42°)
suitable for: Optus_T V2 31W / 40W

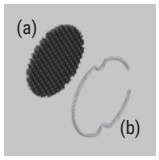

BB **99841** Honeycomb (a)
with fixing ring (b)
suitable for: Focal kit **83347**

BB **C-U300014** Honeycomb (a)
without fixing ring (b)
suitable for: Focal kit **C-U300034**



BB **C-U300045** Cylindrical screen
suitable for: Optus_T V2 10W / 12W

BB **C-U300029** Cylindrical screen
suitable for: Optus_T V2 31W / 40W

Colors

BB Text black R9005 PT Transparent polycarbonate
TR Transparent



CELL_Ww
TRACK

Aluminium body

Cell family	Cell / Cell_Ww Gypsum Cell	Cell_S
		
	104	228

Cell_Ww Track | powerLED | 220-240 V AC | 19 W DC - 21 W AC



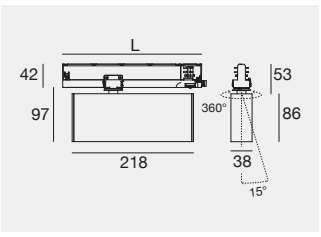

IP20

	Fin	Cct	lm S - lm D	Opt
L 158 - CRI 90				
C00470	**WH**	**M**	2052 - 865	**AW** (Adj Ww)
	BB	**W**	2202 - 929	
		N	2376 - 1002	
L 250 - CRI 90 - DALI 2				
C00472	**WH**	**M**	2052 - 865	**AW** (Adj Ww)
	BB	**W**	2202 - 929	
		N	2376 - 1002	

Track system: (pag 172)



Finishes

WH Text white R9003
BB Text black R9005

Cct

M 2700 **N** 4000
W 3000

ROLLIP35
TRACK

Aluminium profile, polycarbonate diffuser.

Rollip35_Track expands the versatility of the Rollip collection through integration with electrified track systems. Its uniform light distribution and essential design help define spaces with continuity and visual comfort, making it an ideal solution for illuminating circulation areas, work surfaces, retail environments and museum applications.

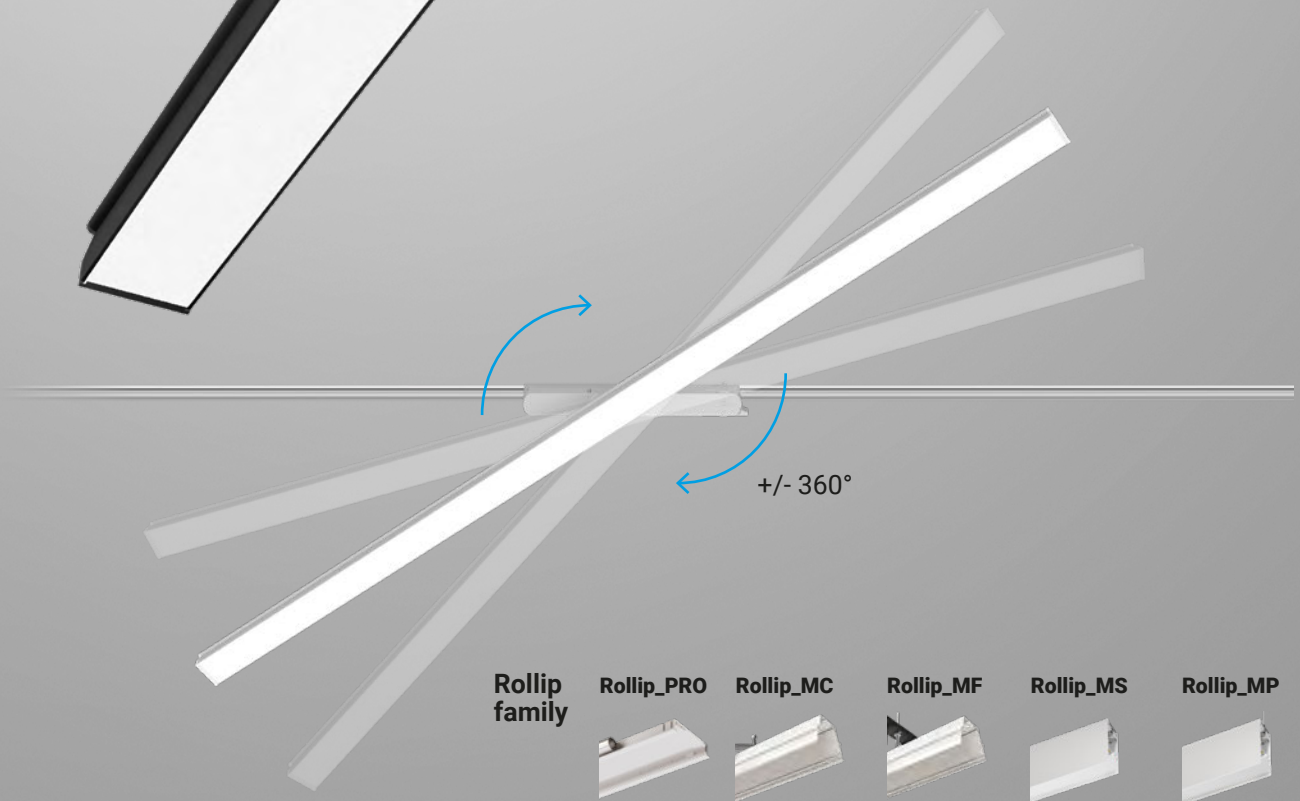

Rollip family	Rollip_PRO	Rollip_MC	Rollip_MF	Rollip_MS	Rollip_MP
	313	314-316	318-320	322-323	326-329

Rollip35 Track | topLED | 220-240 V AC | 25 W DC - 27,5 W AC



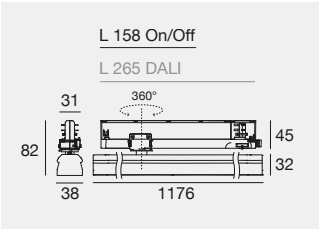

EL

* The driver contained in the device complies with IEC 61347-2-13 annex J, and can therefore be powered by centralized power supply systems.

IP40 *

	Fin	Cct	lm S - lm D	Opt
CRI 90				
C00880	**WH**	**M**	3759 - 2822	**DI** Diffused
	BB	**W**	3936 - 2955	
DALI 2*		**N**	4183 - 3140	
C00881				

Track system: (pag 172)

HORIZONTAL BALANCING





If the appliance is not aligned, the adjustment system can be used to restore it perfectly to the horizontal axis



Finishes

WH Text white R9003
BB Text black R9005

Cct

M 2700 **N** 4000
W 3000

SKYLUM_R
TRACK

Body in aluminium. Diffuser in micro-prismatic PMMA (Comfort)



Skylum family

Skylum_Q	Skylum_R	Skylum_RE	Skylum_RP
222	223	224	225

Skylum_R Track Comfort | topLED | 220-240 V AC | 19 W DC - 22 W AC



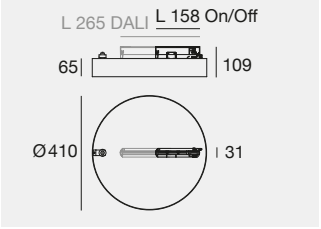

IP40

	Fin	Cct	lm S - lm D	Opt
CRI 90				
C00904	**WH**	**W**	3129 - 2270	**DI** (Diffused UGR<19)
	BB	**N**	3326 - 2408	
DALI 2				
C00905				

Track system: (pag 172)

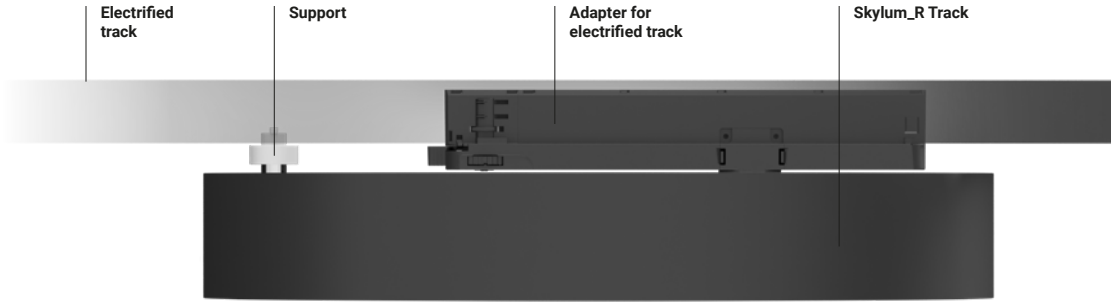

Skylum_R Track is a luminaire for electrified tracks featuring an essential design, developed for general ambient lighting. Its uniform light distribution and high visual comfort contribute to a balanced perception of the space, making it particularly suitable for illuminating workstations as well as office, retail and hospitality environments.



UGR

Micro-prismatic diffuser Comfort **(UGR<19)**



Finishes **Cct**

WH Text white R9003 **W** 3000
BB Text black R9005 **N** 4000

RUBBER_3D
TRACK

Technopolymer body, polyurethane resin diffuser. Polycarbonate adapter.



Rubber_3D Track brings the flexibility of the Rubber_3D family to electrified track systems. Available in three lengths, it provides a uniform diffused light output, ideal for general ambient lighting. Designed to integrate seamlessly with track-mounted spotlights, it allows diffused and accent lighting to be combined within a single system, ensuring aesthetic continuity and maximum design freedom.

Rubber_3D Track | topLED | 220-240 V AC



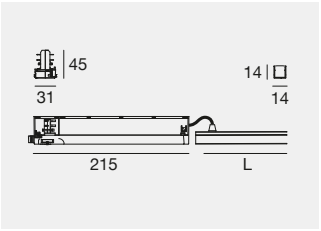

IP20 R9 >50 NEW

	Cct	lm S/m - lm D/m	Opt	L	
CRI 90 - 9,6 W/m					
C0068	**W**	2218 - 1092	**DI**	**00692**	(L 0,692 m - 9,6 W AC)
C0080				**01692**	(L 1,692 m - 19,2 W AC)
				02692	(L 2,692 m - 28,8 W AC)

Accessories (pag 171) | Track system: (pag 172)

To be completed with Rubber 3D fixing profile for Track System: C-K100021 / C-K100022.

Track System
The three available lengths have been developed to integrate seamlessly with 1 m, 2 m and 3 m three-phase tracks. The dimensions of Rubber_3D Track are optimized to ensure proper installation in the presence of Track System accessories, including power feeds, electrical connectors and end caps, ensuring perfect mechanical integration and an optimized system configuration.

3 m
C0068WDI00692 / C0080WDI00692

2 m
C0068WDI01692 / C0080WDI01692

1 m
C0068WDI02692 / C0080WDI02692



Projector

Rubber 3D Diffused:
White
L 0.692 m
L 1.692 m
L 2.692 m

Rubber mounting profile not included, to be cut to length

Connection cable included

Power feed adapter
White or
Black Finish

Rubber 3D fixing profile for Track System

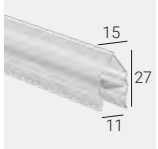

PT **C-K100021** 2000 mm - 27 mm - 15 mm

suitable for: Rubber 3D Track

Rubber 3D fixing profile for Track System

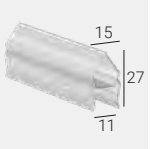

PT **C-K100022** 100 mm - 27 mm - 15 mm

suitable for: Rubber 3D Track

Finishes
WH Text white R9003
BB Text black R9005

Cct
W 3000

TRACK SYSTEM

Aluminium body



INSTALLATION APPLICATIONS

Track system
Three-phase track +
DALI | Ceiling/Suspension

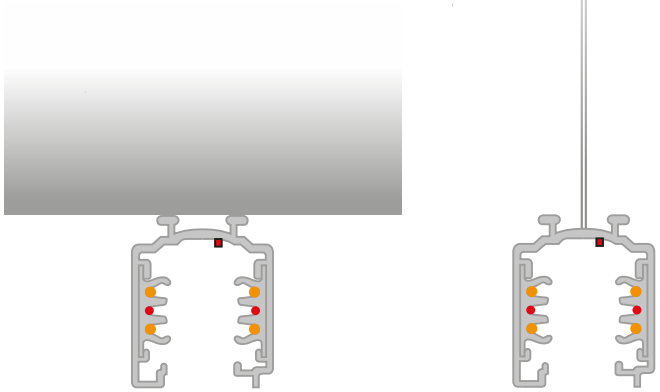

Track system
Three-phase track +
DALI | Recessed

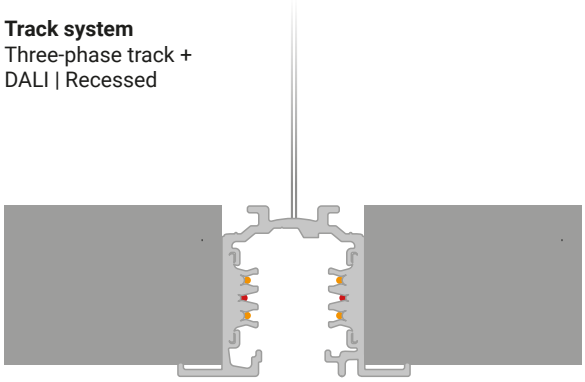



Axonometric view



Plan view

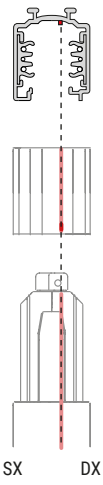

Earthing continuity
For proper earthing of all accessories that contribute to form a three-phase track system, the continuity of the earthing line between each element is crucial. As shown by the track section herebeside, the position of the earthing line (red) is asymmetric to the central axis of the track; based on this structural difference one can distinguish the right part (including the earthing line) which binds the introduction of all accessories. The positioning of the earth conductor, must be consequential between the accessory and the electrified track structure.

Track system | Three-phase track + DALI

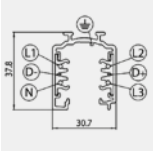

	1 M	2 M	3 M
WH	83336	83337	83338
BB	83339	83340	83341

Track system | Recessed three-phase track + DALI

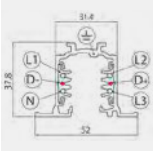

	1 M	2 M	3 M
WH	80990	80991	80992
BB	80993	80994	80995

Head power supply



	Power DX	Power Sx
WH	81033	81036
BB	81034	81037

Internal electrical joint



WH	81039
BB	81040

Central joint



WH	81042
BB	81043

L-shaped joint



	INT	EXT
WH	81045	81048
BB	81046	81049

Flexible joint



WH	81066
BB	81067

X-shaped joint



WH	81063
BB	81064

T-shaped joint



	EXT/SX	EXT/DX
WH	81051	81054
BB	81052	81055

T-shaped joint



	INT/SX	INT/DX
WH	81057	81060
BB	81058	81061

Sealing cap | Ceiling/Suspension



WH	80999
BB	81000

Sealing cap | Recessed



WH	81002
BB	81003

Suspension



	1.5 M	5 M
WH	81012	81013
BB	81014	81015

Suspension with adjustment devices



	1.5 M	5 M
WH	81006	81007
BB	81008	81009

Rigid suspension



	1 M
WH	81021
BB	81022

Tensioner clip for rigid suspension



WH	81018
BB	81019

Ceiling-mounted fixing bracket



AM	81086
WH	81087
BB	81088

Stiffening bracket



AM	81024
WH	81025
BB	81026

Power supply head cover



WH	81069
BB	81070

Central joint cover



WH	81072
BB	81073

L-shaped joint cover



WH	81075
BB	81076

T-shaped joint cover

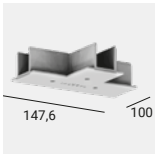

WH	81078
BB	81079

X-shaped joint cover

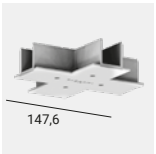

WH	81081
BB	81082

Finishes

WH Text white R9003 AM Anodised aluminium
BB Text black R9005

Three-phase track cover



WH **83249**
BB **83250**

Three-phase track adaptor *



WH **81091**
BB **81093**

*Use for tapping line voltage only.

Power supply head gasket



WH **81084**
BB **81085**

Conductor cutting pliers



AM **81005**

Three-phase track adaptor + DALI *



WH **81094**
BB **81095**
* Use for tapping line voltage and/or DALI signal only.

TOP PLAN VIEW

Configuration
For a correct design, we suggest to create the structure with top plan view, as shown in the drawing below:

The “H”, “I” and “L” accessories can be used in both directions.

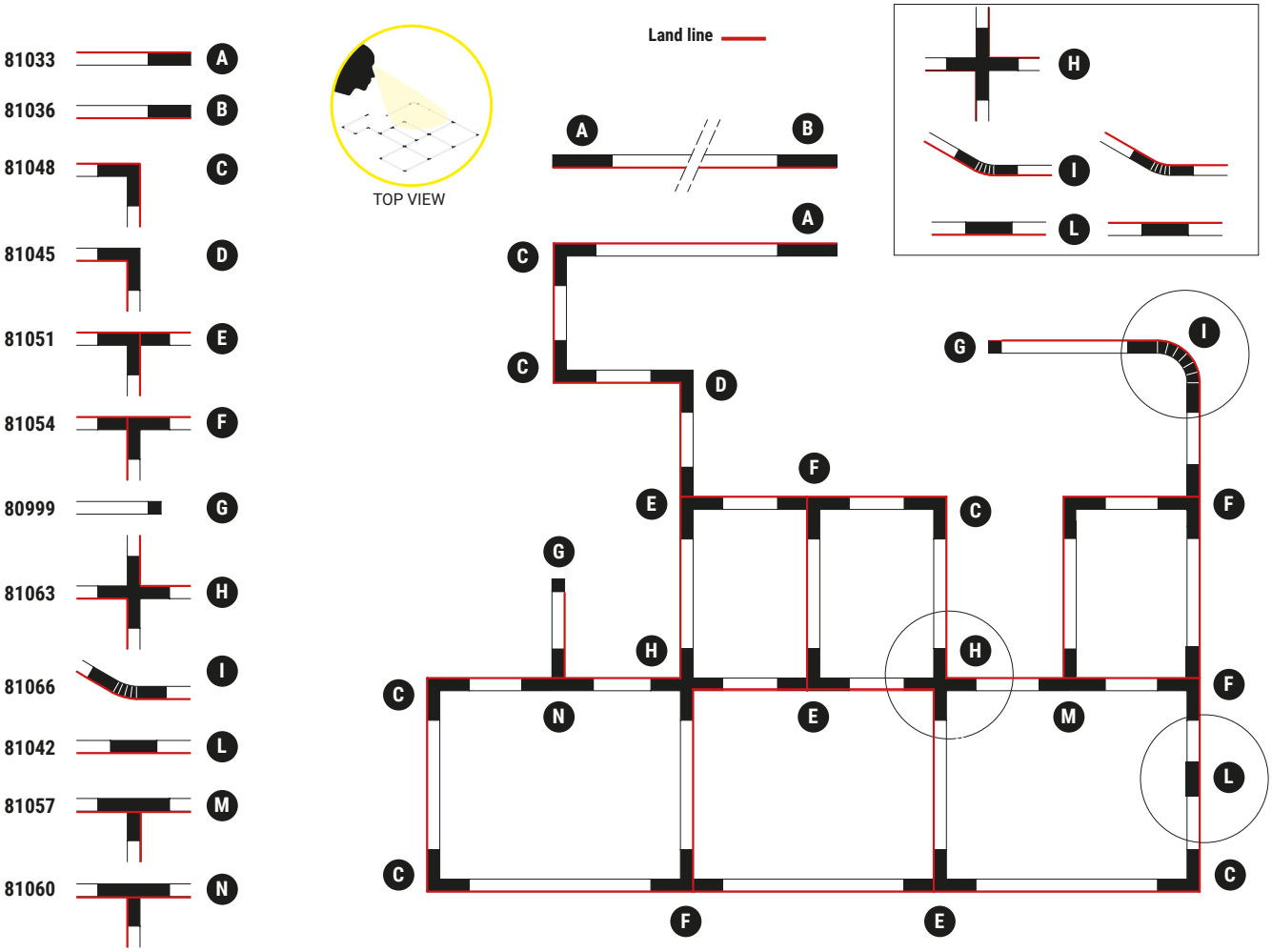

Finishes

WH Text white R9003 AM Anodised aluminium
BB Text black R9005

CREEK

Aluminium projector head,
polycarbonate articulated arm.

Optus family

Optus_EX



126



Creek Optus V2

W	37
mm	**Ø 105**
Cct	2700-3000-4000
CRI	90-98
Opt	**Spot, Flood, Wide Flood**
Elec.	On/Off-DALI 2-Push-0/1-10V
Col.	WH BB



Creek Optus V2

W	16-28
mm	**Ø 95**
Cct	2700-3000-4000
CRI	90-98
Opt	**Spot, Flood, Wide Flood**
Elec.	On/Off-DALI 2-Push-0/1-10V
Col.	WH BB



Creek Optus V2

W	8,5-10
mm	**Ø 75**
Cct	2700-3000-4000
CRI	90-98
Opt	**Ulta Spot, Spot, Medium Flood, Wide Flood**
Elec.	On/Off-DALI 2-Push-0/1-10V
Col.	WH BB

Integrated architecture solutions

1 | Linear profiles (500 mm)
2 | Linear profiles (1000 mm)
3 | Linear profiles (1500 mm)
4 | Mechanical joint*
5 | Final guard
6 | Linear guard (500 mm)
7 | Linear guard (1000 mm)
8 | Duct Tape

*item supplied by the installer, or available from any building material retailer.

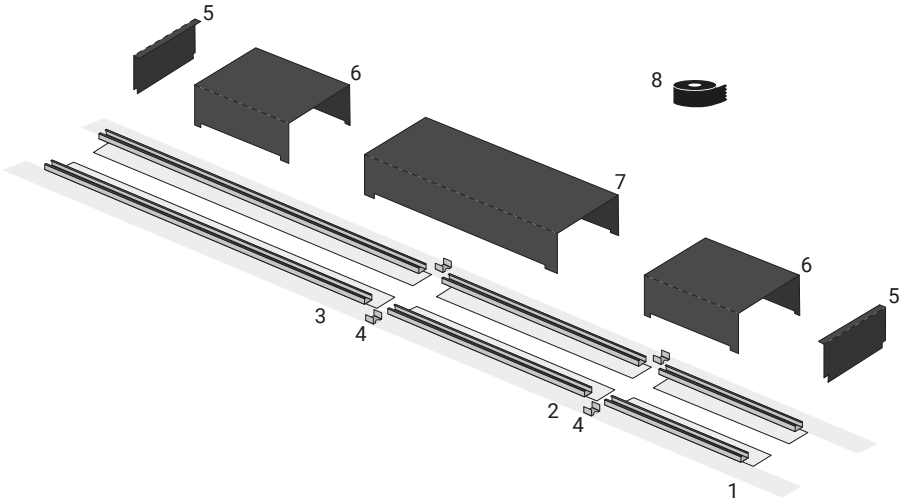

Product installation phase



PHASE 1
Once the structure has been set up in the false ceiling, the lighting body is positioned in the linear casing.



PHASE 2
The fixing is done by interlocking, inserting the end of the base in the internal seat of the profile.



PHASE 3
The process is completed by pressing down on the base near the point where the articulated arm starts.

Creek Optus | V2 | arrayLED | 700 mA | 8,5 W DC



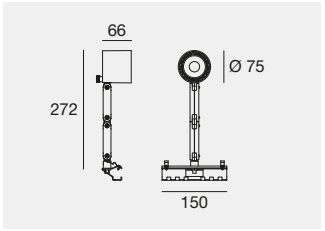

	Fin	Cct	lm S - lm D	Opt
CRI 90 - Balance				
C01285	**WH**	**M**	1059 - 857	**US** (6°)
	BB	**W**	1119 - 902	
		N	1196 - 964	

Electronics: **J1** (pag 180) | Accessories: (pag 179-180)

Creek Optus | V2 | arrayLED | 300 mA | 10 W DC



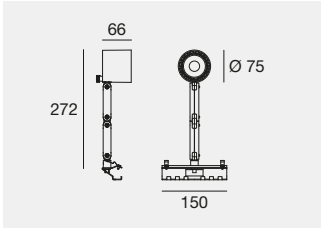

	Fin	Cct	lm S - lm D	Opt
CRI 98 - Specialty				
C01288	**WH**	**W**	1718 - 1200	**SP** (16°)
	BB			**ML** (36°)
				WF (50°)
CRI 98 - Fidelity				
C01287	**WH**	**M**	1735 - 1211	**SP** (16°)
	BB	**W**	1824 - 1273	**ML** (36°)
		N	1822 - 1270	**WF** (50°)
CRI 90 - Balance				
C01286	**WH**	**M**	1817 - 1268	**SP** (16°)
	BB	**W**	1892 - 1321	**ML** (36°)
		N	1920 - 1347	**WF** (50°)

Electronics: **L1** (pag 180) | Optics & accessories: (179-180)

Creek Optus | V2 | arrayLED | 400 mA | 16 W DC



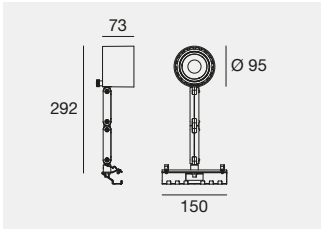

	Fin	Cct	lm S - lm D	Opt
CRI 98 - Specialty				
C01291	**WH**	**W**	2482 - 2080	**SP** (15°)
	BB			**FL** (25°)
				WF (51°)
CRI 98 - Fidelity				
C01290	**WH**	**M**	2507 - 2101	**SP** (15°)
	BB	**W**	2635 - 2208	**FL** (25°)
		N	2633 - 2206	**WF** (51°)
CRI 90 - Balance				
C01289	**WH**	**M**	2625 - 2200	**SP** (15°)
	BB	**W**	2733 - 2290	**FL** (25°)
		N	2775 - 2325	**WF** (51°)

Electronics: **P3** (pag 180) | Optics & accessories: (179-180)

Creek Optus | V2 | arrayLED | 800 mA | 28 W DC



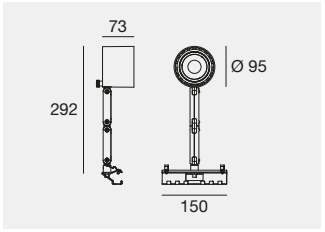

	Fin	Cct	lm S - lm D	Opt
CRI 98 - Specialty				
C01310	**WH**	**W**	4212 - 3654	**SP** (17°)
	BB			**FL** (24°)
				WF (49°)
CRI 98 - Fidelity				
C01309	**WH**	**M**	4258 - 3486	**SP** (17°)
	BB	**W**	4469 - 3658	**FL** (24°)
		N	4464 - 3654	**WF** (49°)
CRI 90 - Balance				
C01308	**WH**	**M**	4459 - 3650	**SP** (17°)
	BB	**W**	4640 - 3798	**FL** (24°)
		N	4706 - 3852	**WF** (49°)

Electronics: **U1** (pag 180) | Optics & accessories: (179-180)

Creek Optus | V2 | arrayLED | 1050 mA | 37 W DC



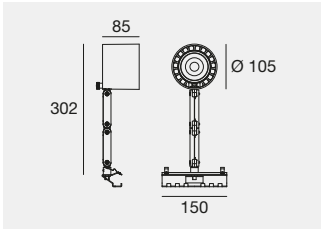

	Fin	Cct	lm S - lm D	Opt
CRI 98 - Specialty				
C01748	**WH**	**W**	5595 - 4547	**SP** (19°)
	BB			**FL** (26°)
				WF (50°)
CRI 98 - Fidelity				
C01749	**WH**	**M**	5652 - 4596	**SP** (19°)
	BB	**W**	5937 - 4828	**FL** (26°)
		N	5932 - 4853	**WF** (50°)
CRI 90 - Balance				
C01750	**WH**	**M**	5924 - 4818	**SP** (19°)
	BB	**W**	6159 - 5008	**FL** (26°)
		N	6252 - 5108	**WF** (50°)

Electronics: **X3** (pag 180) | Optics & accessories: (179-180)

Accessories

Upper cover guard



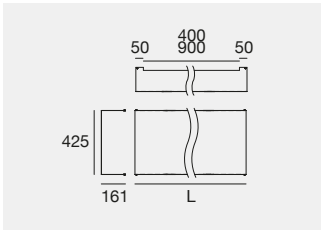

	L mm
BB 99927	500
BB 99928	1000

Sealing head



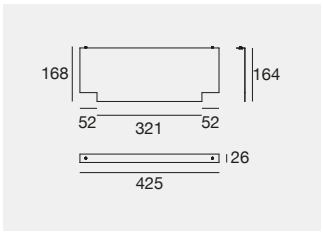

BB 99929

Linear Profiles _P (pair)



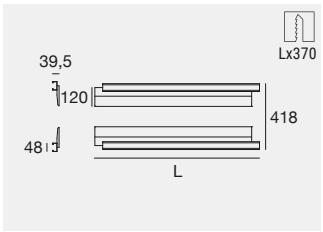

	L mm
WH 82728	500
WH 82729	1000
WH 82730	1500

Finishes

WH Text white R9003
BB Text black R9005

Cct

M 2700 **N** 4000
W 3000

Electronics

J1 | 700 mA | 8/8,5/9 W DC

99735	99147	99733	C-E100012	C-E100016
ON/OFF	ON/OFF	0/1-10V	DALI/PUSH	DALI/PUSH
1 art.	2 - 3 art.	1 art.	1 art.	2 - 3 art.
134 x 37 x h 31	103 x 58 x h 27	134 x 37 x h 31	134 x 37 x h 31	131 x 44 x h 30
48	64	48	48	54

P3 | 450 mA | 16 W DC

C-E100057	C-E100059	C-E100001
ON/OFF	0/1-10V	DALI/PUSH
1 art.	1 art.	1 art.
138 x 43 x h 23	141 x 30 x h 21	131 x 44 x h 30
57	37	54

L1 | 300 mA | 10/11 W DC

99734	99732	83322
ON/OFF	0/1-10V	DALI/PUSH
1 art.	1 art.	1 art.
149 x 37 x h 31	149 x 37 x h 31	149 x 37 x h 31
48	48	48

U1 | 840 mA | 28/30 W DC

99135	83008	99345
ON/OFF	0/1-10V, DALI/PUSH	DALI/PUSH
1 art.	1 art.	1 art.
103 x 58 x h 27	124 x 79 x h 22	210 x 48 x h 28
64	84	56

X3 | 1050 mA | 37 W DC

C-E100048	C-E100058
ON/OFF	DALI/PUSH
1 art.	1 art.
142 x 43 x h 30	131 x 43 x h 30
53	53

Optics & Accessories



PT **C-U100002** Spot
PT **C-U100003** M.Flood
PT **C-U100004** W.Flood
suitable for: Creek Optus V2 10W

PT **C-U300009** Spot
PT **C-U300012** Flood
PT **C-U300010** W.Flood
suitable for: Creek Optus V2 16W

PT **C-U300015** Spot
PT **C-U300016** Flood
PT **C-U300017** W.Flood
suitable for: Creek Optus V2 28W / 37W



BB **C-U300043** Honeycomb
suitable for: Creek Optus V2 10W

BB **C-U300008** Honeycomb
suitable for: Creek Optus V2 16W

BB **C-U300014** Honeycomb
suitable for: Creek Optus V2 28W / 37W

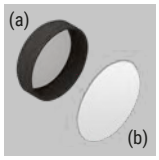

TR **C-U300044** Elliptical filter (a)
suitable for: Creek Optus V2 10W

TR **C-U300007** Elliptical filter (a)
suitable for: Creek Optus V2 16W

TR **C-U300013** Elliptical filter (b)
Not compatible with optics WF
suitable for: Creek Optus V2 28W / 37W



BB **C-U300047** Cross louvre
suitable for: Creek Optus V2 10W

BB **C-U300031** Cross louvre
suitable for: Creek Optus V2 28W / 37W



BB **C-U300046**
suitable for: Creek Optus V2 8,5W / 10W

BB **C-U300030**
suitable for: Creek Optus V2 28W / 37W





min **16°** / max **42°**

Variable dynamic optics
An advanced optical accessory that enables precise adjustment of the focus and zoom of the light beam through two dedicated control rings. Thanks to its plug-and-play installation, the beam angle can be quickly adjusted to adapt the light distribution to different design requirements.



PT **83347** Focal Kit (min 16° / max 42°)
suitable for: Creek Optus V2 10W

PT **C-U300034** Focal Kit (min 16° / max 42°)
suitable for: Creek Optus V2 28W / 37W

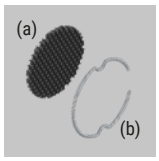

BB **99841** Honeycomb (a)
with fixing ring (b)
suitable for: Focal kit **83347**

BB **C-U300014** Honeycomb (a)
without fixing ring (b)
suitable for: Focal kit **C-U300034**



BB **C-U300045** Cylindrical screen
suitable for: Creek Optus V2 8,5W / 10W

BB **C-U300029** Cylindrical screen
suitable for: Creek Optus V2 28W / 37W

Finishes

BB Text black R9005
TR Transparent
PT Transparent polycarbonate



ADOC Medical Clinic
Gualdo Tadino - Perugia (Italy)

Project: A25

Photography:
Mattia Micheli



NAVATA



MAXIMUM VERSATILITY IN EVERY SPACE

Navata is an accent lighting system designed to integrate discreetly into architectural elements and enhance details, surfaces and artworks through precise light control. Its articulated structure enables accurate spotlight aiming, while the wide range of optics, lumen packages and high-fidelity LED light sources, up to CRI 98, ensures maximum design flexibility for museum applications, places of worship and spaces characterized by complex geometries. Aluminium projector head, polycarbonate articulated arm.

INTEGRATED CONTROL SYSTEMS FOR FLEXIBLE LIGHT

The bases with integrated driver have been designed to enable the installation of Navata collection spotlights even in the most challenging architectural contexts, such as cornices, coves and confined spaces. Thanks to their extremely compact dimensions, the versions with integrated driver support On/Off, DALI-2 and DALI Push configurations.

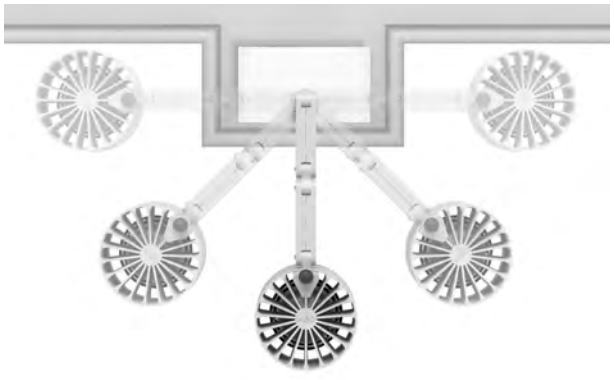

Base | white | 198 - 264 V AC | 300mA | 1050mA | Code **99948**



Base | white | 198 - 264 V AC | 300mA | 1050mA | Code **99938**

MICRO BASE

The miniaturized base is designed to enable the mounting of Navata collection luminaires in the most confined architectural spaces, such as cornices, ledges and other elements characterized by limited installation space. With dimensions of just 52 × 32 mm and a height of 20 mm, it ensures maximum application flexibility even in the most challenging installation scenarios. Available in white, black and sand finishes, it is to be completed with dedicated remote drivers for On/Off, DALI-2 and DALI Push configurations.



Base | white | Code **98588**



Cappella del Santissimo
Asolo (Italy)

Photography:
TheStudio

NAVATA OPTUS. DESIGNED TO INTEGRATE. ENGINEERED TO ENHANCE.



The Navata Optus V2 range offers an updated optical range that allows you to enhance the architecture of, for example, a place of worship while respecting its context. The reduced dimensions of the structure seem to almost disappear and the correctly oriented beams will enhance: domes, vaults, walls, or they will create real paths of light.



Navata_Optus | V2 | arrayLED | 700 mA | 8,5 W DC



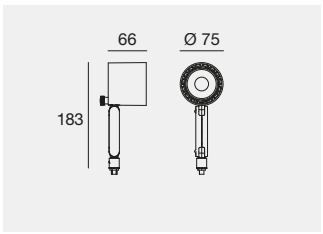

	Fin	Cct	lm S - lm D	Opt
CRI 90 - Balance				
C01311	**WH**	**M**	1059 - 857	**US** (6°)
	BB	**W**	1119 - 902	
	SN	**N**	1196 - 964	

Base for installation: (pag 187) | Accessories: (pag 189)

Navata_Optus | V2 | arrayLED | 300 mA | 10 W DC



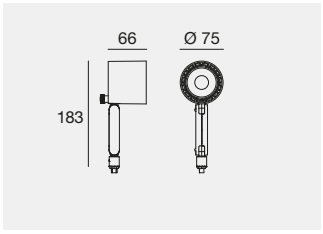

	Fin	Cct	lm S - lm D	Opt
CRI 98 - Specialty				
C01314	**WH**	**W**	1718 - 1200	**SP** (16°)
	BB			**ML** (36°)
	SN			**WF** (50°)
CRI 98 - Fidelity				
C01313	**WH**	**M**	1735 - 1211	**SP** (16°)
	BB	**W**	1824 - 1273	**ML** (36°)
	SN	**N**	1822 - 1270	**WF** (50°)
CRI 90 - Balance				
C01312	**WH**	**M**	1817 - 1268	**SP** (16°)
	BB	**W**	1892 - 1321	**ML** (36°)
	SN	**N**	1920 - 1347	**WF** (50°)

Base for installation: (pag 187) | Optics & accessories: (pag 189)

Navata_Optus | V2 | arrayLED | 450 mA | 16 W DC



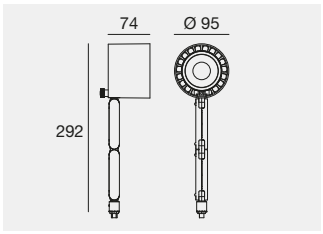

	Fin	Cct	lm S - lm D	Opt
CRI 98 - Specialty				
C01317	**WH**	**W**	2482 - 2080	**SP** (15°)
	BB			**FL** (25°)
	SN			**WF** (51°)
CRI 98 - Fidelity				
C01316	**WH**	**M**	2507 - 2101	**SP** (15°)
	BB	**W**	2635 - 2208	**FL** (25°)
	SN	**N**	2633 - 2206	**WF** (51°)
CRI 90 - Balance				
C01315	**WH**	**M**	2625 - 2200	**SP** (15°)
	BB	**W**	2733 - 2290	**FL** (25°)
	SN	**N**	2775 - 2325	**WF** (51°)

Base for installation: (pag 187) | Optics & accessories: (pag 189)

Navata_Optus | V2 | arrayLED | 800 mA | 28 W DC



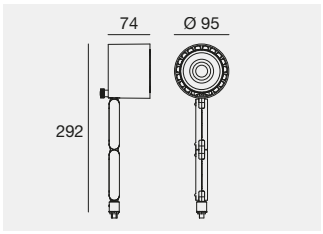

	Fin	Cct	lm S - lm D	Opt
CRI 98 - Specialty				
C01320	**WH**	**W**	4212 - 3654	**SP** (17°)
	BB			**FL** (24°)
	SN			**WF** (49°)
CRI 98 - Fidelity				
C01319	**WH**	**M**	4258 - 3486	**SP** (17°)
	BB	**W**	4469 - 3658	**FL** (24°)
	SN	**N**	4464 - 3654	**WF** (49°)
CRI 90 - Balance				
C01318	**WH**	**M**	4459 - 3650	**SP** (17°)
	BB	**W**	4640 - 3798	**FL** (24°)
	SN	**N**	4706 - 3852	**WF** (49°)

Base for installation: (pag 187) | Optics & accessories: (pag 189)

Navata_Optus | V2 | arrayLED | 1050 mA | 37 W DC



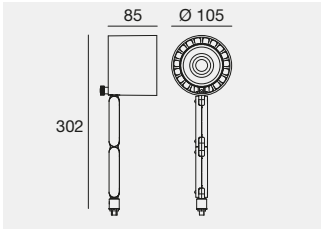

	Fin	Cct	lm S - lm D	Opt
CRI 98 - Specialty				
C01751	**WH**	**W**	5595 - 4547	**SP** (19°)
	BB			**FL** (26°)
	SN			**WF** (50°)
CRI 98 - Fidelity				
C01752	**WH**	**M**	5652 - 4596	**SP** (19°)
	BB	**W**	5937 - 4828	**FL** (26°)
	SN	**N**	5932 - 4853	**WF** (50°)
CRI 90 - Balance				
C01753	**WH**	**M**	5924 - 4818	**SP** (19°)
	BB	**W**	6159 - 5008	**FL** (26°)
	SN	**N**	6252 - 5108	**WF** (50°)

Base for installation: (pag 187) | Optics & accessories: (pag 189)

Base | 220-240 V AC | 300 mA | 1050 mA



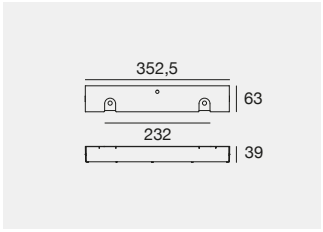

WH	**99938**	From 8,5 to 38 W DC
BB	**99943**	From 8,5 to 38 W DC
SN	**83055**	From 8,5 to 38 W DC

DALI 2 DALI PUSH

WH	**99936**	From 8,5 to 38 W DC
BB	**99941**	From 8,5 to 38 W DC
SN	**83054**	From 8,5 to 38 W DC

Base | 220-240 V AC | 300 mA | 1050 mA

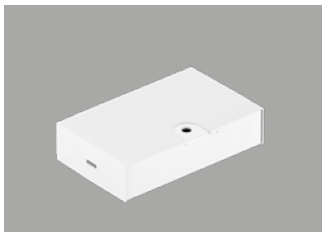

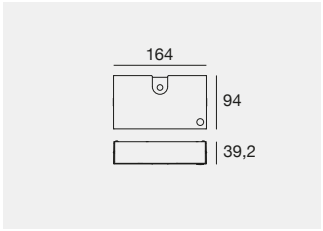

WH	**99948**	From 8,5 to 38 W DC
BB	**99953**	From 8,5 to 38 W DC
SN	**83052**	From 8,5 to 38 W DC

DALI 2 DALI PUSH

WH	**99946**	From 8,5 to 38 W DC
BB	**99951**	From 8,5 to 38 W DC
SN	**83051**	From 8,5 to 38 W DC

Base



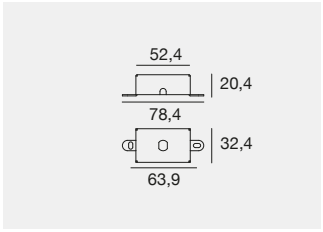

WH	**98588**
BB	**98589**
SN	**83242**

To be completed with remote power pack

Electronic: **J1** (8,5W) - **L1** (10W) - **P3** (16W) - **U1** (28W) - **X3** (37W) (pag 189)

EL

* The driver contained in the device complies with IEC 61347-2-13 annex J, and can therefore be powered by centralized power supply systems.



Austrian National Library
Vienna (Austria)

Project: Mr. Ing. Wolfgang Zellermayer

Lighting Designer:
Helmut Regvart, Lighting Design Austria

Photography:
We Feel

Optics & Accessories



PT **C-U100002** Spot
PT **C-U100003** M.Flood
PT **C-U100004** W.Flood
suitable for: Navata Optus V2 10W

PT **C-U300009** Spot
PT **C-U300012** Flood
PT **C-U300010** W.Flood
suitable for: Navata Optus V2 16W

PT **C-U300015** Spot
PT **C-U300016** Flood
PT **C-U300017** W.Flood
suitable for: Navata Optus V2 28W / 37W



BB **C-U300043** Honeycomb
suitable for: Navata Optus V2 10W

BB **C-U300008** Honeycomb
suitable for: Navata Optus V2 16W

BB **C-U300014** Honeycomb
suitable for: Navata Optus V2 28W / 37W

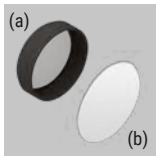

TR **C-U300044** Elliptical filter (a)
suitable for: Navata Optus V2 10W

TR **C-U300007** Elliptical filter (a)
suitable for: Navata Optus V2 16W

TR **C-U300013** Elliptical filter (b)
Not compatible with optics WF
suitable for: Navata Optus V2 28W / 37W



BB **C-U300047** Cross louvre
suitable for: Navata Optus V2 10W

BB **C-U300031** Cross louvre
suitable for: Navata Optus V2 28W / 37W

Variable dynamic optics
An advanced optical accessory that enables precise adjustment of the focus and zoom of the light beam through two dedicated control rings. Thanks to its plug-and-play installation, the beam angle can be quickly adjusted to adapt the light distribution to different design requirements.



min **16°** / max **42°**



PT **83347** Focal Kit (min 16° / max 42°)
suitable for: Navata Optus V2 10W

PT **C-U300034** Focal Kit (min 16° / max 42°)
suitable for: Navata Optus V2 28W / 37W

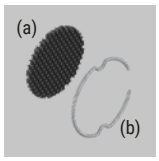

BB **99841** Honeycomb (a)
with fixing ring (b)
suitable for: Focal kit **83347**

BB **C-U300014** Honeycomb (a)
without fixing ring (b)
suitable for: Focal kit **C-U300034**



BB **C-U300046**
suitable for: Navata Optus V2 8,5W / 10W

BB **C-U300030**
suitable for: Navata Optus V2 28W / 37W



BB **C-U300045** Cylindrical screen
suitable for: Navata Optus V2 8,5W / 10W

BB **C-U300029** Cylindrical screen
suitable for: Navata Optus V2 28W / 37W

Electronics

J1 | 700 mA | 8/8,5/9 W DC

99735	**99147**	**99733**	**C-E100012**	**C-E100016**
ON/OFF	ON/OFF	0/1-10V	DALI/PUSH	DALI/PUSH
1 art.	2 - 3 art.	1 art.	1 art.	2 - 3 art.
134 x 37 x h 31	103 x 58 x h 27	134 x 37 x h 31	134 x 37 x h 31	131 x 44 x h 30
48	64	48	48	54

P3 | 450 mA | 16 W DC

C-E100057	**C-E100059**	**C-E100001**
ON/OFF	0/1-10V	DALI/PUSH
1 art.	1 art.	1 art.
138 x 43 x h 23	141 x 30 x h 21	131 x 44 x h 30
57	37	54

X3 | 1050 mA | 37 W DC

C-E100048	**C-E100058**
ON/OFF	DALI/PUSH
1 art.	1 art.
142 x 43 x h 30	131 x 43 x h 30
53	53

L1 | 300 mA | 10/11 W DC

99734	**99732**	**83322**
ON/OFF	0/1-10V	DALI/PUSH
1 art.	1 art.	1 art.
149 x 37 x h 31	149 x 37 x h 31	149 x 37 x h 31
48	48	48

U1 | 840 mA | 28/30 W DC

99135	**83008**	**99345**
ON/OFF	0/1-10V, DALI/PUSH	DALI/PUSH
1 art.	1 art.	1 art.
103 x 58 x h 27	124 x 79 x h 22	210 x 48 x h 28
64	84	56

Finishes

BB Text black R9005
PT Transparent polycarbonate
TR Transparent



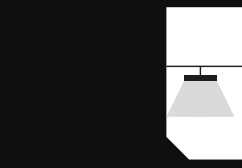

CEILING WALL SUSPENSIONS

Ceiling / Wall / Suspensions range index

Tour Slim

Tour_Slim_PD NEW  198

Tour_Slim_D NEW  199

Tour_Slim_ Elliptic_PD NEW  200

Ceiling rose NEW  202-203

Tour

Tour_CD  210

Tour_PD NEW  210-211

Tour_D  212

Ceiling rose  214-215

Saturn_Pro

Saturn_Pro NEW  217

Ceiling rose NEW  217

Skylum

Skylum_Q  222

Skylum_R  223

Skylum_R Comfort  223

Skylum_RE  224

Skylum_RP  225

Mini_Albatros

Mini_Albatros  227

Cell

Cell_S  229

Cell_S Ww  229

Modoc

Modoc_RS NEW  234

Modoc_RS Ww NEW  234

Modoc_QS NEW  235

Modoc_RP NEW  236

Modoc_QP NEW  237

Pound

Pound_BS



242

Pound_BC



242

Pound_S



243

Pound_Wall



243

Emy

Emy



247


ROBERT LONGO — CHARCOAL
MAPPLETHORPE Perfection in Form
LIFE AT THE EDGE

TOUR SLIM

DIMENSIONS AND COLOURS FOR UNEXPECTED LAYOUTS

Thanks to its slimline profile, Tour Slim fits discretely into any living space. Only a soft, well-defined light is perceived thus ensuring excellent visual comfort. The collection features two suspension methods: a central ceiling rose and fastening kit. The central ceiling rose, including the power source, supports the three cables. The kit includes three ceiling nipples with a remote driver for greater visual appeal. This solution makes it easier to create layouts with multiple lights. Tour Slim is available in three temperature colours: 2700K, 3000K and 4000K which meet a variety of design and installation requirements. The combination of all these elements makes the collection extremely flexible and versatile, and easily adaptable to different settings. Structure in aluminium.



TOUR_SLIM_D
DUAL EMISSION

Tour_Slim_D
Ø 552 mm / Ø 700 mm / Ø 900 mm
Ø 1150 mm / Ø 1450 mm



TOUR_SLIM_PD
DIRECT EMISSION

Tour_Slim_PD
Ø 552 mm / Ø 700 mm / Ø 900 mm
Ø 1150 mm / Ø 1450 mm



TOUR_SLIM_ELLIPTIC_PD
DIRECT EMISSION

Tour_Slim_Elliptic_PD
880x1350 mm
1030x1800 mm

Four elegant and understated finishes are available: White, Black, Gold and Bronze. Tour Slim also stands out for its advanced technical features, including a flush opal silicone diffuser that ensures uniform light distribution, delivering outstanding visual comfort with no glare or lateral light spill. The technological capabilities of the family are further enhanced by precise luminaire control. Thanks to DALI, DALI 2, 1–10 V, Push-Dim and Phase-Cut control protocols, each suspended luminaire can be individually managed, monitored and programmed to create dedicated lighting scenes.



Text white **(WH)**



Text black **(BB)**



Anodic bronze **(DZ)**



Brushed gold **(HG)**

Tour Slim offers designers a wide range of installation options. In addition to the central ceiling rose configuration with integrated power supply, a dedicated fixing kit is available, consisting of three ceiling nipples for suspension and power supply, with the driver installed remotely. These solutions enhance design freedom, enabling countless configurations through the combination of different heights, inclinations, diameters and finishes.

Fixing kit
remote driver

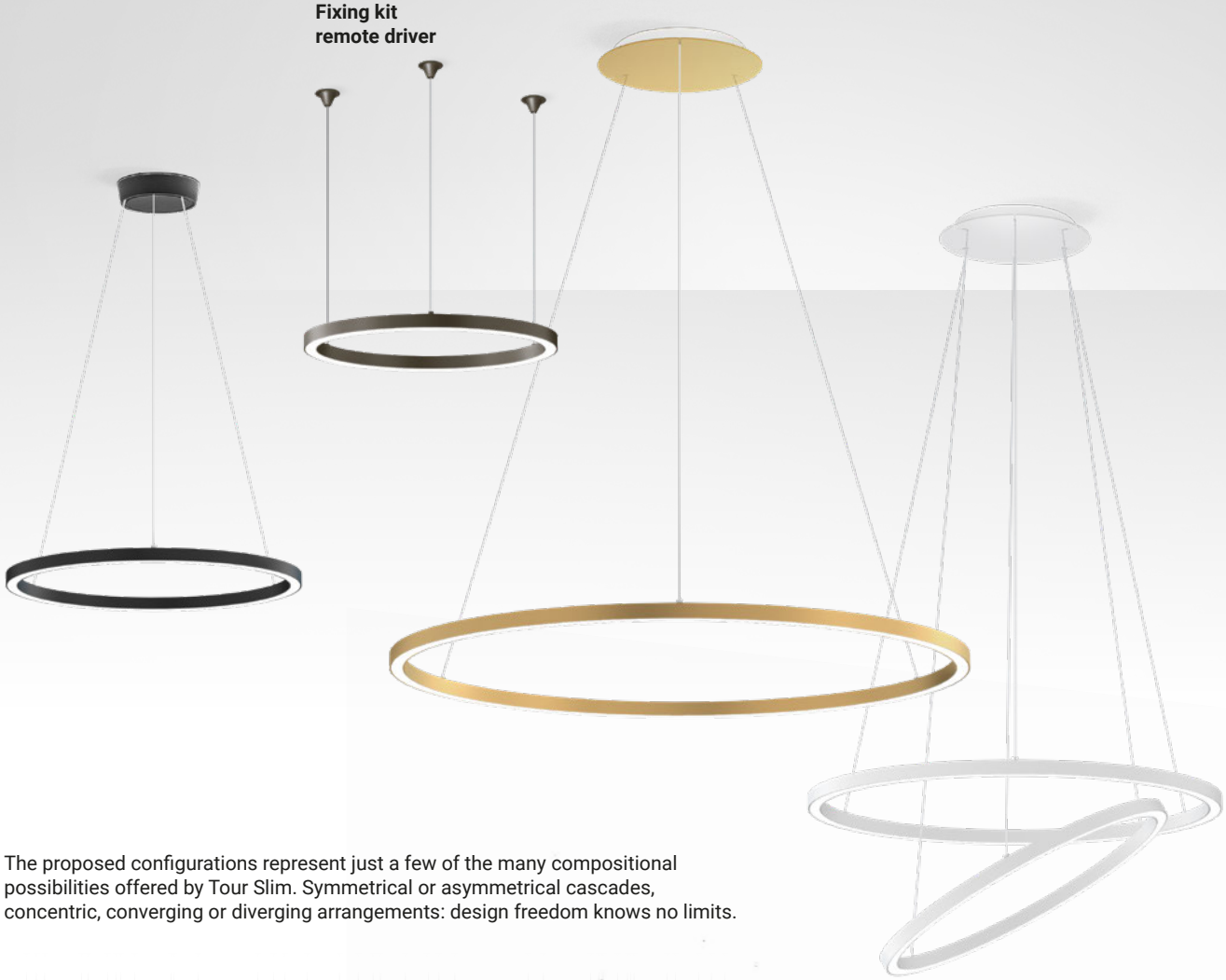

The proposed configurations represent just a few of the many compositional possibilities offered by Tour Slim. Symmetrical or asymmetrical cascades, concentric, converging or diverging arrangements: design freedom knows no limits.



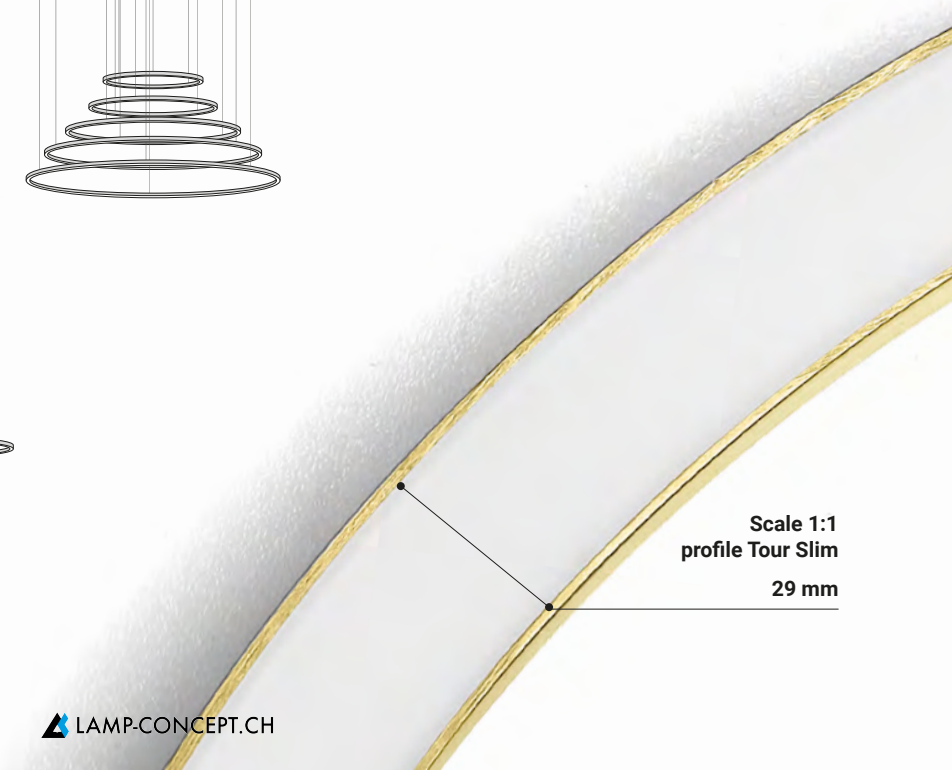

Scale 1:1
profile Tour Slim

29 mm









Tour_Slim_PD | V2 | single-emission | topLED | 24 V DC | 31 W DC



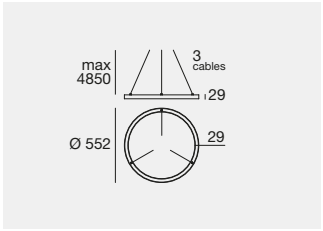

C.V. IP40 NEW

	Fin	Cct	lm S - lm D	Opt
CRI 90				
C01059	**WH**	**M**	3334 - 1848	**DI** (Diffused)
	BB	**W**	3509 - 1945	
	HG	**N**	3743 - 2075	
	DZ			

Electronics: **ER** (pag 203) | Accessories & Ceiling rose (pag 202-203)

Tour_Slim_PD | V2 | single-emission | topLED | 24 V DC | 38 W DC



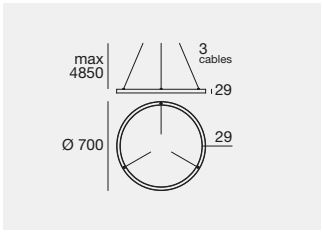

C.V. IP40 NEW

	Fin	Cct	lm S - lm D	Opt
CRI 90				
C01060	**WH**	**M**	4118 - 2448	**DI** (Diffused)
	BB	**W**	4334 - 2577	
	HG	**N**	4624 - 2750	
	DZ			

Electronics: **AB** (pag 203) | Accessories & Ceiling rose (pag 202-203)

Tour_Slim_PD | V2 | single-emission | topLED | 24 V DC | 48 W DC



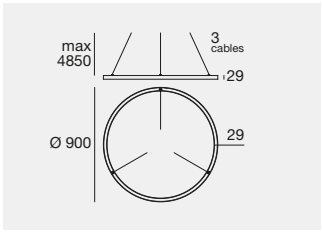

C.V. IP40 NEW

	Fin	Cct	lm S - lm D	Opt
CRI 90				
C01061	**WH**	**M**	5491 - 3123	**DI** (Diffused)
	BB	**W**	5779 - 3288	
	HG	**N**	6166 - 3507	
	DZ			

Electronics: **AC** (pag 203) | Accessories & Ceiling rose (pag 202-203)

Tour_Slim_PD | V2 | single-emission | topLED | 24 V DC | 56 W DC

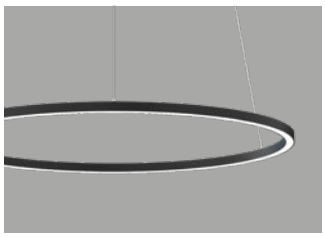

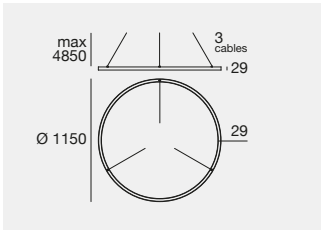

C.V. IP40 UGR NEW

	Fin	Cct	lm S - lm D	Opt
CRI 90				
C01062	**WH**	**M**	6962 - 3916	**DI** (Diffused UGR<19)
	BB	**W**	7327 - 4123	
	HG	**N**	7817 - 4398	
	DZ			

Electronics: **AD** (pag 203) | Accessories & Ceiling rose (pag 202-203)

Tour_Slim_PD | V2 | single-emission | topLED | 24 V DC | 68 W DC



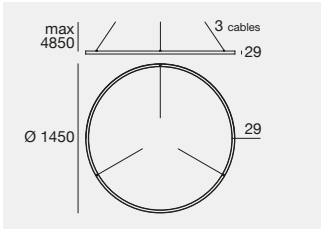

C.V. IP40 UGR NEW

	Fin	Cct	lm S - lm D	Opt
CRI 90				
C01063	**WH**	**M**	8824 - 4923	**DI** (Diffused UGR<19)
	BB	**W**	9288 - 5128	
	HG	**N**	9909 - 5529	
	DZ			

Electronics: **AE** (pag 203) | Accessories & Ceiling rose (pag 202-203)

Tour_Slim_D | double-emission | topLED | 24 V DC | 63 W DC



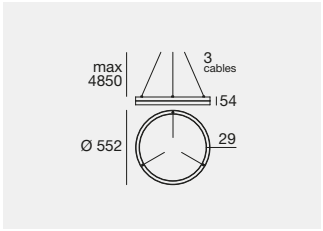

C.V. IP40 UGR NEW

	Fin	Cct	lm S - lm D	Opt
CRI 90				
C00663	**WH** **BB** **HG** **DZ**	**M** **W** **N**	5922 - 3707 6233 - 3902 6650 - 4163	**DD** (Diff.+ Diff. UGR<19)

Electronics: **AD (total) - AD_B (separate)** (pag 203) | Accessories (pag 202-203)

Tour_Slim_D | double-emission | topLED | 24 V DC | 74 W DC



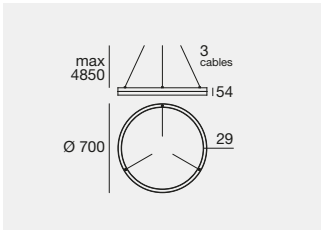

C.V. IP40 UGR NEW

	Fin	Cct	lm S - lm D	Opt
CRI 90				
C00664	**WH** **BB** **HG** **DZ**	**M** **W** **N**	8726 - 5236 9185 - 5511 9799 - 5879	**DD** (Diff.+ Diff. UGR<19)

Electronics: **AE (total) - AE_B (separate)** (pag 203) | Accessories (pag 202-203)

Tour_Slim_D | double-emission | topLED | 24 V DC | 88 W DC



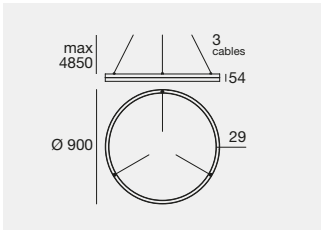

C.V. IP40 UGR NEW

	Fin	Cct	lm S - lm D	Opt
CRI 90				
C00665	**WH** **BB** **HG** **DZ**	**M** **W** **N**	11178 - 6528 11765 - 6871 12551 - 7330	**DD** (Diff.+ Diff. UGR<19)

Electronics: **AF (total) - AF_B (separate)** (pag 203) | Accessories (pag 202-203)

Tour_Slim_D | double-emission | topLED | 24 V DC | 104 W DC



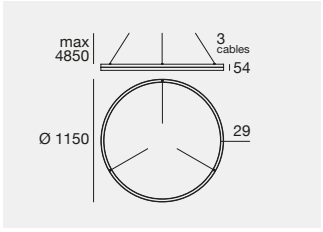

C.V. IP40 UGR NEW

	Fin	Cct	lm S - lm D	Opt
CRI 90				
C00666	**WH** **BB** **HG** **DZ**	**M** **W** **N**	14315 - 8117 15067 - 8543 16075 - 9114	**DD** (Diff.+ Diff. UGR<19)

Electronics: **AF (total) - AF_B (separate)** (pag 203) | Accessories (pag 202-203)

Tour_Slim_D | double-emission | topLED | 24 V DC | 123 W DC



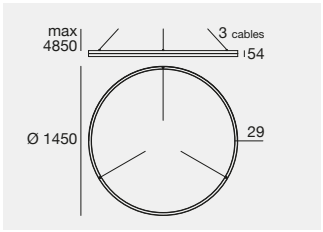

C.V. IP40 UGR NEW

	Fin	Cct	lm S - lm D	Opt
CRI 90				
C00667	**WH** **BB** **HG** **DZ**	**M** **W** **N**	17943 - 9689 18886 - 10198 20148 - 10880	**DD** (Diff.+ Diff. UGR<19)

Electronics: **AG (total) - AG_B (separate)** (pag 203) | Accessories (pag 202-203)

For SEPARATE switching, use 2 drivers or 2 dimmers.

Tour_Slim_Elliptic_PD | single-emission | topLED | 24 V DC | 60 W DC

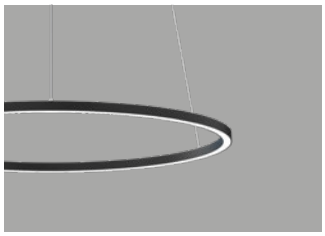

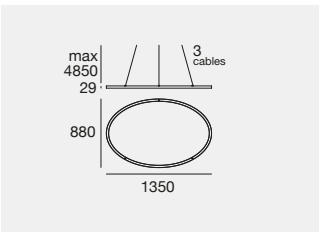

	Fin	Cct	lm S - lm D	Opt
CRI 90				
C00738	**WH**	**M**	6667 - 4067	**DI** (Diffused)
	BB	**W**	7018 - 4281	
	HG	**N**	7487 - 4567	
	DZ			

Electronics: **AD** (pag 203) | Accessories & Ceiling rose (pag 202-203)

Tour_Slim_Elliptic_PD | single-emission | topLED | 24 V DC | 80 W DC



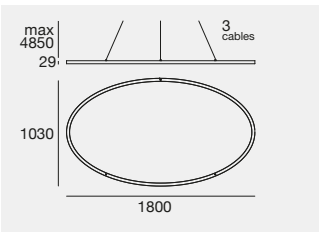

	Fin	Cct	lm S - lm D	Opt
CRI 90				
C00739	**WH**	**M**	8825 - 5207	**DI** (Diffused)
	BB	**W**	9288 - 5480	
	HG	**N**	9909 - 5846	
	DZ			

Electronics: **AF** (pag 203) | Accessories & Ceiling rose (pag 202-203)

Text black **(BB)**

Text white **(WH)**



Brushed gold **(HG)**



Anodic bronze **(DZ)**

Ceiling rose

3-cables coupling ceiling rose | 220-240 V AC



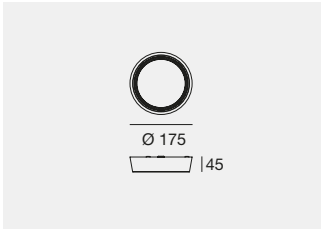

IP20

On-Off - Phase Cut - Push Dim Max 50 W
- WH **64010**
- BB **64011**
- HG **64013**
- DZ **C-F300106**

DALI - 0/1-10V Max 70 W
- WH **64020**
- BB **64021**
- HG **64023**
- DZ **C-F300107**

3-cables coupling ceiling rose | 220-240 V AC



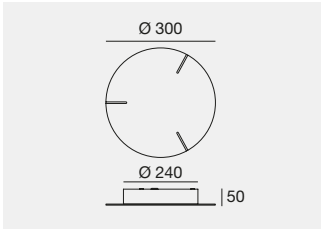

IP20

On-Off Max 90 W
- WH **64578**
- BB **65142**
- HG **64039**
- DZ **C-F300108**

On-Off Max 75 W + 75 W
- WH **65324**
- BB **65326**
- HG **C-F300011**
- DZ **C-F300109**

Phase-Cut Max 100 W
- WH **64030**
- BB **64031**
- HG **64033**
- DZ **C-F300110**

DALI Push - 0/1-10V Max 75 W + 75 W
- WH **C-F300017**
- BB **C-F300018**
- HG **C-F300019**
- DZ **C-F300112**

DALI Push Max 75 W
- WH **C-F300013**
- BB **C-F300014**
- HG **C-F300015**
- DZ **C-F300111**

DALI2 Push - 0/1-10V Max 150 W
- WH **C-F300054**
- BB **C-F300055**
- HG **C-F300056**
- DZ **C-F300113**

6-cables coupling ceiling rose | 220-240 V AC



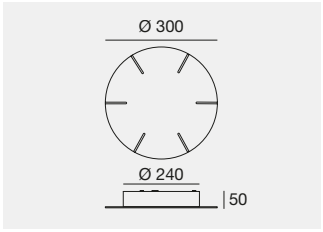

IP20

On-Off Max 150 W
- WH **64066**
- BB **64067**
- HG **64069**
- DZ **C-F300114**

On-Off Max 150 W + 150 W
- WH **65336**
- BB **65338**
- HG **C-F300021**
- DZ **C-F300116**

Phase-Cut Max 100 W
- WH **64060**
- BB **64061**
- HG **64063**
- DZ **C-F300115**

DALI2 Push Max 150 W
- WH **C-F300027**
- BB **C-F300029**
- HG **C-F300030**
- DZ **C-F300117**

6-cables ceiling rose for 2/3 Tour fixing | 220-240 V AC



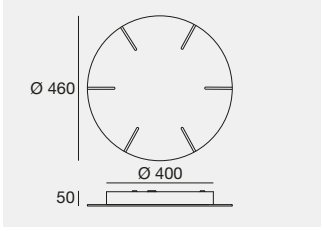

IP20

On-Off Max 150 W + 150 W + 150 W
- WH **65412**
- BB **65413**
- HG **C-F300032**
- DZ **C-F300118**

DALI2 Push Max 75 W + 100 W + 150 W
- WH **C-F300038**
- BB **C-F300039**
- HG **C-F300040**
- DZ **C-F300119**

DALI2 Push Max 150 W + 150 W
- WH **C-F300034**
- BB **C-F300035**
- HG **C-F300036**
- DZ **C-F300120**

Finishes

WH Text white R9003 HG Brushed gold
BB Text black R9005 DZ Anodic bronze

Accessories

Fixing kit for Tour Slim (3 pcs)

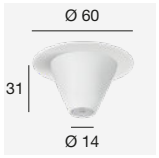

WH **64575**
BB **64670**
HG **64189**
DZ **C-F100024**
suitable for diameter: Tour Slim_PD / D / Elliptic_PD

Remote driver



Electronics

AB | 24 V | max. 37,5 W DC

99374	99332	99722	83333	C-E400002
ON/OFF	0/1-10V	DALI	DALI/PUSH	DALI/PUSH
1 - 2 art.	1 - 4 art.	1 - 3 art.	1 - 4 art.	1 - 6 art.
210 x 49 x h 25	158 x 60 x h 35	191 x 63 x h 38	188 x 68 x h 34	188 x 68 x h 34
56	70	73	77	77

AC | 24 V | max. 45 W DC

99374	99332	99722	83333	C-E400002
ON/OFF	0/1-10V	DALI	DALI/PUSH	DALI/PUSH
1 art.	1 - 3 art.	1 - 2 art.	1 - 3 art.	1 - 5 art.
210 x 49 x h 25	158 x 60 x h 35	191 x 63 x h 38	188 x 68 x h 34	188 x 68 x h 34
56	70	73	77	77

AD | Total emission | 24 V | max. 63 W DC

99374	99332	99722	83333	C-E400002
ON/OFF	0/1-10V	DALI	DALI/PUSH	DALI/PUSH
1 art.	1 - 2 art.	1 - 2 art.	1 - 2 art.	1 - 4 art.
210 x 49 x h 25	158 x 60 x h 35	191 x 63 x h 38	188 x 68 x h 34	188 x 68 x h 34
56	70	73	77	77

AD_B | Separate emission | 24 V | max. 63 W DC

99374 (*)	99374	83042 (*)
ON/OFF	ON/OFF	Dimmer DALI/PUSH
1 art.	1 art.	0/1-10V
210 x 49 x h 25	210 x 49 x h 25	164 x 38 x h 25
56	56	45

(*) 2 pcs needed

AE | Total emission | 24 V | max. 75 W DC

99374	99332	99722	83333	C-E400002
ON/OFF	0/1-10V	DALI	DALI/PUSH	DALI/PUSH
1 art.	1 - 2 art.	1 art.	1 - 2 art.	1 - 4 art.
210 x 49 x h 25	158 x 60 x h 35	191 x 63 x h 38	188 x 68 x h 34	188 x 68 x h 34
56	70	73	77	77

AE_B | Separate emission | 24 V | max. 75 W DC

99374 (*)	99374	83042 (*)
ON/OFF	ON/OFF	Dimmer DALI/PUSH
1 art.	1 art.	0/1-10V
210 x 49 x h 25	210 x 49 x h 25	164 x 38 x h 25
56	56	45

(*) 2 pcs needed

AF | Total emission | 24 V | max. 104 W DC

99331	99332	99722	83333	C-E400002
ON/OFF	0/1-10V	DALI	DALI/PUSH	DALI/PUSH
1 art.	1 art.	1 art.	1 art.	1 - 2 art.
158 x 60 x h 35	158 x 60 x h 35	191 x 63 x h 38	188 x 68 x h 34	188 x 68 x h 34
70	70	73	77	77

AF_B | Separate emission | 24 V | max. 104 W DC

99374 (*)	99331	83042 (*)
ON/OFF	ON/OFF	Dimmer DALI/PUSH
1 art.	1 art.	0/1-10V
210 x 49 x h 25	158 x 60 x h 35	164 x 38 x h 25
56	70	45

(*) 2 pcs needed

AG | Total emission | 24 V | max. 140 W DC

99331	99332	83333	C-E400002
ON/OFF	0/1-10V	DALI/PUSH	DALI/PUSH
1 art.	1 art.	1 art.	1 art.
158 x 60 x h 35	158 x 60 x h 35	188 x 68 x h 34	188 x 68 x h 34
70	70	77	77

AG_B | Separate emission | 24 V | max. 140 W DC

99374 (*)	99331	83042 (*)
ON/OFF	ON/OFF	Dimmer DALI/PUSH
1 art.	1 art.	0/1-10V
210 x 49 x h 25	158 x 60 x h 35	164 x 38 x h 25
56	70	45

(*) 2 pcs needed

ER | 24 V | max. 33 W DC

99374	99332	99722	83333	C-E400002
ON/OFF	0/1-10V	DALI	DALI/PUSH	DALI/PUSH
1 - 2 art.	1 - 4 art.	1 - 3 art.	1 - 4 art.	1 - 7 art.
210 x 49 x h 25	158 x 60 x h 35	191 x 63 x h 38	188 x 68 x h 34	188 x 68 x h 34
56	70	73	77	77

Finishes

WH Text white R9003 HG Brushed gold
BB Text black R9005 DZ Anodic bronze

TOUR



Cantina Bottenago
Polpenazze del Garda - Brescia (Italy)

Architectural Project & Interior Design:
Architect Massimiliano Cirani

Lighting Designer:
Viola Elettrotecnica

Photography:
Marco Reggi

LIGHTNESS AS FORM.
LIGHT AS PRESENCE.

Tour is a family of circular luminaires that combines pure design, outstanding lighting performance and visual comfort in a single design solution. Available in suspended and ceiling-mounted versions, in white and black finishes, and in a wide dimensional range with up to eight different diameters. The silicone diffuser, seamlessly integrated into the structure, eliminates the traditional visual interruptions, ensuring a continuous and uniform luminous surface. The different light emission configurations, combined with a choice of colour temperatures, allow the lighting to be tailored to a wide variety of application contexts. Aluminium body.

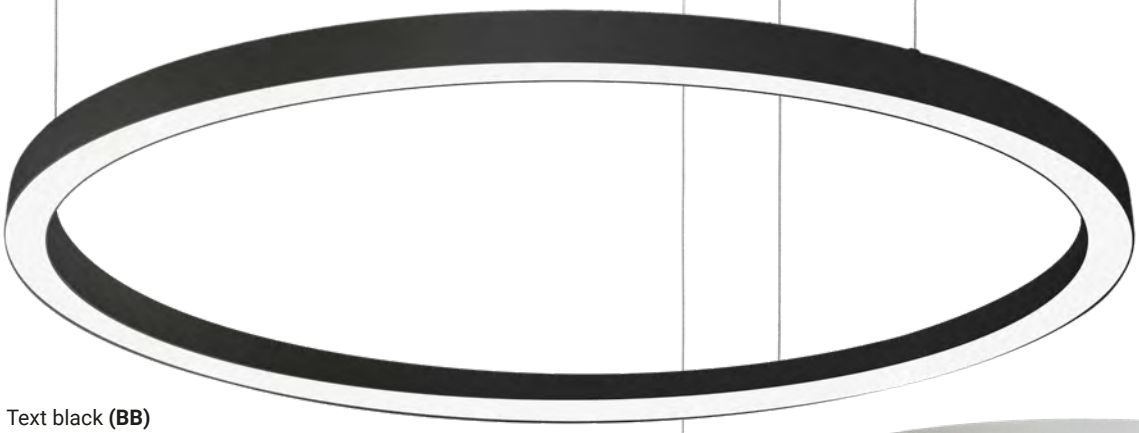

Text black **(BB)**



Text white **(WH)**

Suspension
Single emission



	_PD
W	37,5-45-70-114 185-265-368-464
mm	**Ø 740-910-1430-2450** **3500-5000-7000-9000**
Cct	2700-3000-4000
Opt	**Diffused**
Elec.	On/Off 0/1-10V DALI
Col.	WH **BB**

Suspension
Double emission



	_D
W	75-90-140-224
mm	**Ø 740-910** **1430-2450**
Cct	2700-3000-4000
Opt	**Diffused**
Elec.	On/Off 0/1-10V DALI
Col.	WH **BB**

Surface
Single emission



	_CD
W	37,5-45-70
mm	**Ø 740-910-1430**
Cct	2700-3000-4000
Opt	**Diffused**
Elec.	On/Off 0/1-10V DALI
Col.	WH **BB**

Scale 1:1
profile Tour

38 mm

A NEW DESIGN DIMENSION

The Tour collection expands its design potential with the introduction of four new XXL diameters: 3.5 m, 5 m, 7 m and 9 m. This new dimensional extension brings the collection's formal identity and visual lightness to large-scale environments, offering new compositional opportunities for lobbies, atriums, hospitality spaces and large contract interiors.

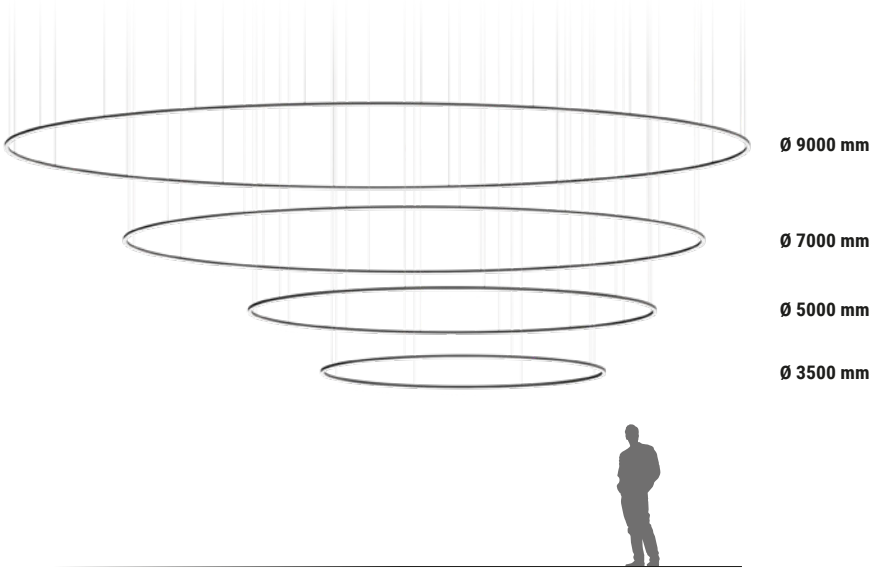






THERESIÆ
PARENTI SVÆ
NEO STADIEN
SIS CARMELI
FILIÆ
STATVERE

1













1 Universität Wr. Neustadt / Austria (Italy) / *Project:* Arch. Alexander Magyar / *Photography:* Alexander Magyar **2 Robi Ambiente /** Bergamo (Italy) / *Lighting Project:* STI SpA / *Architectural Project:* Francesco Craca / *Photography:* Michele Nastasi **3 IRI headquarters /** Milan (Italy) / *Lighting Designer:* Garibaldi Architects / *Photography:* Giacomo Albo **4 Vibranding Design /** Granollers (Spain) / *Photography:* Jordi Anguera **5 Cantina Bottenago /** Polpenazze del Garda - Brescia (Italy) / *Architectural Project & Interior Design:* Architect Massimiliano Cirani / *Lighting Designer:* Viola Elettrotecnica / *Photography:* Marco Reggi.

Tour_CD | single-emission | topLED | 24 V DC | 37,5 W DC



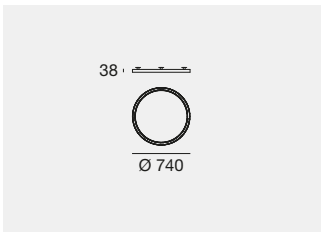

	Fin	Cct	lm S - lm D	Opt
CRI 90				
C00410	**WH**	**M**	4001 - 2242	**DI** (Diffused)
	BB	**W**	4176 - 2340	
		N	4432 - 2483	

Electronics: **AB** (pag 215)

Tour_CD | single-emission | topLED | 24 V DC | 45 W DC



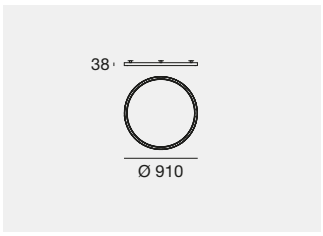

	Fin	Cct	lm S - lm D	Opt
CRI 90				
C00411	**WH**	**M**	5001 - 2710	**DI** (Diffused)
	BB	**W**	5220 - 2837	
		N	5540 - 3010	

Electronics: **AC** (pag 215)

Tour_CD | single-emission | topLED | 24 V DC | 70 W DC



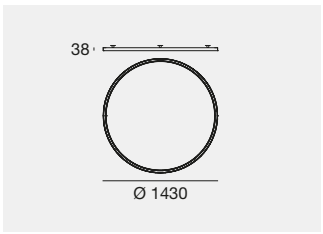

	Fin	Cct	lm S - lm D	Opt
CRI 90				
C00412	**WH**	**M**	8001 - 4230	**DI** (Diffused)
	BB	**W**	8352 - 4416	
		N	8864 - 4686	

Electronics: **AE** (pag 215)

Tour_PD | single-emission | topLED | 24 V DC | 37,5 W DC



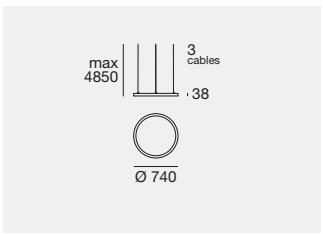

	Fin	Cct	lm S - lm D	Opt
CRI 90				
C00413	**WH**	**M**	4001 - 2242	**DI** (Diffused)
	BB	**W**	4176 - 2340	
		N	4432 - 2483	

Electronics: **AB** (pag 215) | Accessories & Ceiling rose (pag 214-215)

Tour_PD | single-emission | topLED | 24 V DC | 45 W DC



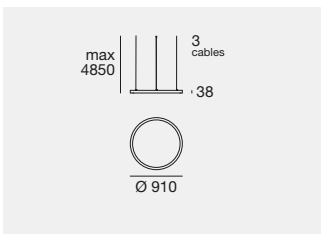

	Fin	Cct	lm S - lm D	Opt
CRI 90				
C00414	**WH**	**M**	5001 - 2710	**DI** (Diffused)
	BB	**W**	5220 - 2837	
		N	5540 - 3010	

Electronics: **AC** (pag 215) | Accessories & Ceiling rose (pag 214-215)

Finishes

WH Text white R9003
BB Text black R9005

Cct

M 2700 **N** 4000
W 3000

Tour_PD | single-emission | topLED | 24 V DC | 70 W DC

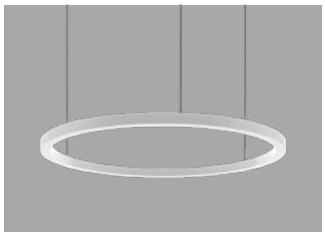

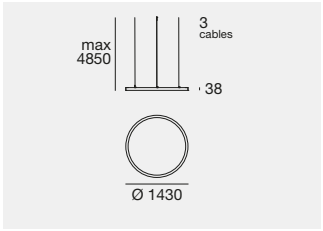

	Fin	Cct	lm S - lm D	Opt
CRI 90				
C00415	**WH**	**M**	8001 - 4231	**DI** (Diffused)
	BB	**W**	8352 - 4416	
		N	8864 - 4686	

Electronics: **AE** (pag 215) | Accessories & Ceiling rose (pag 214-215)

Tour_PD | single-emission | topLED | 24 V DC | 114 W DC



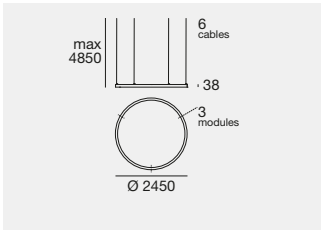

	Fin	Cct	lm S - lm D	Opt
CRI 90				
C00416	**WH**	**M**	13502 - 7228	**DI** (Diffused UGR<19)
	BB	**W**	14094 - 7545	
		N	14958 - 8007	

Electronics: **AF** (pag 215) | Accessories & Ceiling rose (pag 214-215)

Tour_PD | single-emission | topLED | 24 V DC | 185 W DC



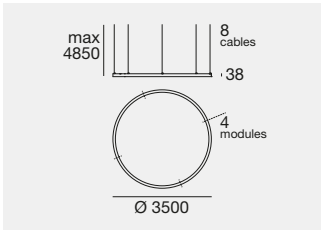

	Fin	Cct	lm S - lm D	Opt
CRI 90				
C01258	**WH**	**M**	20000 - On req	**DI** (Diffused)
	BB	**W**	20880 - On req	
		N	22160 - On req	

Electronics: **AH** (pag 215) | Accessories (pag 214-215)

Tour_PD | single-emission | topLED | 24 V DC | 265 W DC



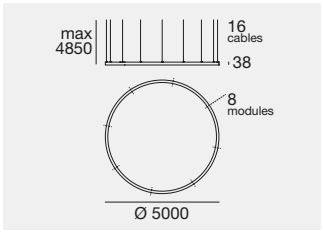

	Fin	Cct	lm S - lm D	Opt
CRI 90				
C01259	**WH**	**M**	28000 - On req	**DI** (Diffused)
	BB	**W**	29232 - On req	
		N	31024 - On req	

Electronics: **LA** (pag 215) | Accessories (pag 214-215)

Tour_PD | single-emission | topLED | 24 V DC | 368 W DC



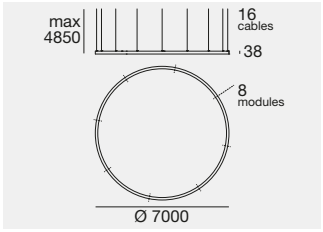

	Fin	Cct	lm S - lm D	Opt
CRI 90				
C01260	**WH**	**M**	40000 - On req	**DI** (Diffused)
	BB	**W**	41760 - On req	
		N	44320 - On req	

Electronics: **LB** (pag 215) | Accessories (pag 214-215)

Tour_PD | single-emission | topLED | 24 V DC | 464 W DC



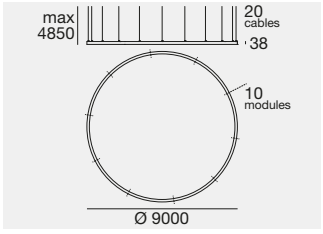

	Fin	Cct	lm S - lm D	Opt
CRI 90				
C01261	**WH**	**M**	50000 - On req	**DI** (Diffused)
	BB	**W**	52200 - On req	
		N	55189 - On req	

Electronics: **LC** (pag 215) | Accessories (pag 214-215)

Tour_D | double-emission | topLED | 24 V DC | 75 W DC



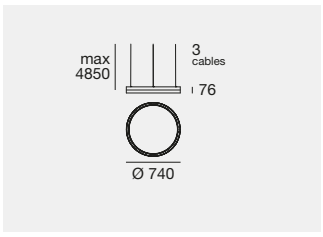

	Fin	Cct	lm S - lm D	Opt
CRI 90				
C00428	**WH**	**M**	8001 - 4230	**DD** (Diff.+ Diff. UGR<19)
	BB	**W**	8352 - 4416	
		N	8864 - 4686	

Electronics: **AE (total) - AE_B (separate)** (pag 215)
Accessories & Ceiling rose (pag 214-215)

Tour_D | double-emission | topLED | 24 V DC | 90 W DC



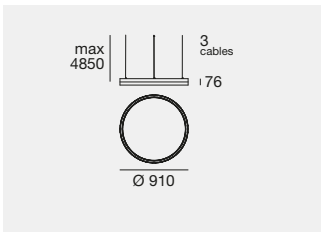

	Fin	Cct	lm S - lm D	Opt
CRI 90				
C00429	**WH**	**M**	10001 - 5443	**DD** (Diff.+ Diff. UGR<19)
	BB	**W**	10440 - 5673	
		N	11080 - 6021	

Electronics: **AF (total) - AF_B (separate)** (pag 215)
Accessories & Ceiling rose (pag 214-215)

Tour_D | double-emission | topLED | 24 V DC | 140 W DC



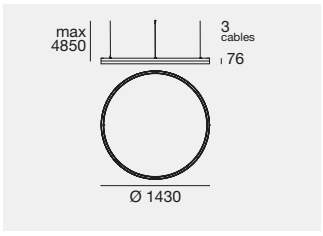

	Fin	Cct	lm S - lm D	Opt
CRI 90				
C00430	**WH**	**M**	16002 - 8459	**DD** (Diff.+ Diff. UGR<19)
	BB	**W**	16704 - 8831	
		N	17728 - 9373	

Electronics: **AG (total) - AG_B (separate)** (pag 215)
Accessories & Ceiling rose (pag 214-215)

Tour_D | double-emission | topLED | 24 V DC | 224 W DC



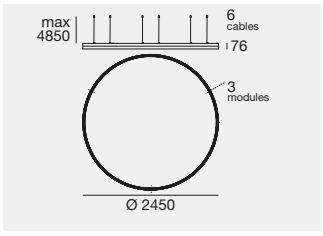

	Fin	Cct	lm S - lm D	Opt
CRI 90				
C00431	**WH**	**M**	27004 - 14452	**DD** (Diff.+ Diff. UGR<19)
	BB	**W**	28188 - 15089	
		N	29916 - 16014	

Electronics: **AH (total) - AH_B (separate)** (pag 215)
Accessories & Ceiling rose (pag 214-215)

For SEPARATE switching, use 2 drivers or 2 dimmers.







Torre Velasca / Milan (Italy) / *Project:* Voltaire Lighting Design
Interior design: Paolo Frello & Partners (PF&P) / *Photography:* Marco Reggi

The finish shown has been developed through the **Deep Custom Finishes** customization program.
Discover more at linealight.com

Ceiling rose

3-cables coupling ceiling rose | 220-240 V AC



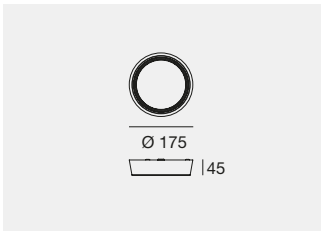

IP20

On-Off - Phase Cut - Push Dim Max 50 W
WH **64010**
BB **64011**

DALI - 1-10V Max 70 W
WH **64020**
BB **64021**

3-cables coupling ceiling rose | 220-240 V AC



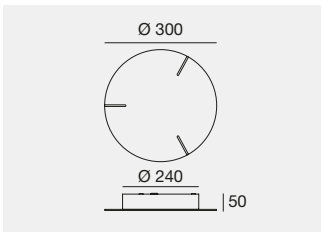

IP20

On-Off Max 90 W
WH **64578**
BB **65142**

Phase-Cut Max 100 W
WH **64030**
BB **64031**

DALI Push Max 75 W
WH **C-F300013**
BB **C-F300014**

On-Off Max 75 W + 75 W
WH **65324**
BB **65326**

DALI Push - 0/1-10V Max 75 W + 75 W
WH **C-F300017**
BB **C-F300018**

DALI2 Push - 0/1-10V Max 150 W
WH **C-F300054**
BB **C-F300055**

6-cables coupling ceiling rose | 220-240 V AC



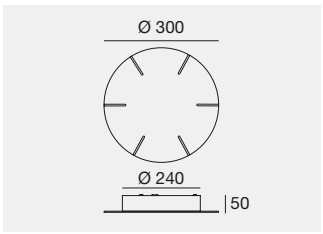

IP20

On-Off Max 150 W
WH **64066**
BB **64067**

Phase-Cut Max 100 W
WH **64060**
BB **64061**

On-Off Max 150 W + 150 W
WH **65336**
BB **65338**

DALI2 Push Max 150 W
WH **C-F300027**
BB **C-F300029**

6-cables ceiling rose for 2/3 Tour fixing | 220-240 V AC



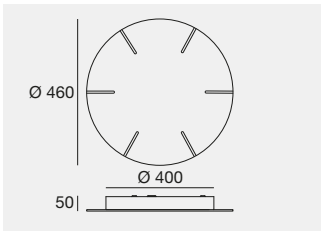

IP20

On-Off Max 150 W + 150 W + 150 W
WH **65412**
BB **65413**

DALI2 Push Max 75 W + 100 W + 150 W
WH **C-F300038**
BB **C-F300039**

DALI2 Push Max 150 W + 150 W
WH **C-F300034**
BB **C-F300035**

Finishes

WH Text white R9003
BB Text black R9005

Accessories

Fixing kit for Tour PD - D (3 pcs)

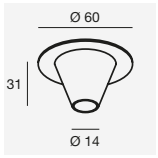

WH **64575**
BB **64670**

Tour_PD/D **Ø 740** (1x mounting kit)
Tour_PD/D **Ø 910** (1x mounting kit)
Tour_PD/D **Ø 1430** (1x mounting kit)
Tour_PD/D **Ø 2450** (2x mounting kits)
Tour_PD **Ø 3500** (3x mounting kits)
Tour_PD **Ø 5000** (6x mounting kits)
Tour_PD **Ø 7000** (6x mounting kits)
Tour_PD **Ø 9000** (7x mounting kits)

Electronics

AB | 24 V | max. 37,5 W DC

99374	99332	99722	83333	C-E400002
ON/OFF	0/1-10V	DALI	DALI/PUSH	DALI/PUSH
1 - 2 art.	1 - 4 art.	1 - 3 art.	1 - 4 art.	1 - 6 art.
210 x 49 x h 25	158 x 60 x h 35	191 x 63 x h 38	188 x 68 x h 34	188 x 68 x h 34
56	70	73	77	77

AC | 24 V | max. 45 W DC

99374	99332	99722	83333	C-E400002
ON/OFF	0/1-10V	DALI	DALI/PUSH	DALI/PUSH
1 art.	1 - 3 art.	1 - 2 art.	1 - 3 art.	1 - 5 art.
210 x 49 x h 25	158 x 60 x h 35	191 x 63 x h 38	188 x 68 x h 34	188 x 68 x h 34
56	70	73	77	77

AE | Total emission | 24 V | max. 75 W DC

99374	99332	99722	83333	C-E400002
ON/OFF	0/1-10V	DALI	DALI/PUSH	DALI/PUSH
1 art.	1 - 2 art.	1 art.	1 - 2 art.	1 - 4 art.
210 x 49 x h 25	158 x 60 x h 35	191 x 63 x h 38	188 x 68 x h 34	188 x 68 x h 34
56	70	73	77	77

AE_B | Separate emission | 24 V | max. 75 W DC

99374 (*)	99374	83042 (*)
ON/OFF	ON/OFF	Dimmer DALI/PUSH
1 art.	1 art.	0/1-10V
210 x 49 x h 25	210 x 49 x h 25	164 x 38 x h 25
56	56	45

(*) 2 pcs needed

AF | Total emission | 24 V | max. 104 W DC

99331	99332	99722	83333	C-E400002
ON/OFF	0/1-10V	DALI	DALI/PUSH	DALI/PUSH
1 art.	1 art.	1 art.	1 art.	1 - 2 art.
158 x 60 x h 35	158 x 60 x h 35	191 x 63 x h 38	188 x 68 x h 34	188 x 68 x h 34
70	70	73	77	77

AF_B | Separate emission | 24 V | max. 104 W DC

99374 (*)	99331	83042 (*)
ON/OFF	ON/OFF	Dimmer DALI/PUSH
1 art.	1 art.	0/1-10V
210 x 49 x h 25	158 x 60 x h 35	164 x 38 x h 25
56	70	45

(*) 2 pcs needed

AG | Total emission | 24 V | max. 140 W DC

99331	99332	83333	C-E400002
ON/OFF	0/1-10V	DALI/PUSH	DALI/PUSH
1 art.	1 art.	1 art.	1 art.
158 x 60 x h 35	158 x 60 x h 35	188 x 68 x h 34	188 x 68 x h 34
70	70	77	77

AG_B | Separate emission | 24 V | max. 140 W DC

99374 (*)	99331	83042 (*)
ON/OFF	ON/OFF	Dimmer DALI/PUSH
1 art.	1 art.	0/1-10V
210 x 49 x h 25	158 x 60 x h 35	164 x 38 x h 25
56	70	45

(*) 2 pcs needed

AH | Total emission | 24 V | max. 224 W DC

99786	99786 + 83042		C-E400002
ON/OFF	ON/OFF	Dimmer DALI/PUSH	DALI/PUSH
1 art.	1 art.	0/1-10V	1 art.
244 x 71 x h 38	244 x 71 x h 38	164 x 38 x h 25	188 x 68 x h 34
81	81	45	77

AH_B | Separate emission | 24 V | max. 224 W DC

99331 (*)	99786	83042 (*)
ON/OFF	ON/OFF	Dimmer DALI/PUSH
1 art.	1 art.	0/1-10V
158 x 60 x h 35	244 x 71 x h 38	164 x 38 x h 25
70	81	45

(*) 2 pcs needed

LA | 24 V | max. 265 W DC

99331 (*)	99331 + 83042 (*)		83333 (*)
ON/OFF	ON/OFF	Dimmer DALI/PUSH	DALI/PUSH
1 art.	1 art.	0/1-10V	1 art.
158 x 60 x h 35	158 x 60 x h 35	164 x 38 x h 25	188 x 68 x h 34
70	70	45	77

(*) 2 pcs needed

LB | 24 V | max. 368 W DC

99331 (*)	99331 + 83042 (*)		83333 (*)
ON/OFF	ON/OFF	Dimmer DALI/PUSH	DALI/PUSH
1 art.	1 art.	0/1-10V	1 art.
158 x 60 x h 35	158 x 60 x h 35	164 x 38 x h 25	188 x 68 x h 34
70	70	45	77

(*) 3 pcs needed

LC | 24 V | max. 464 W DC

99786 (*)	99786 + 83042 (*)		C-E400002 (*)
ON/OFF	ON/OFF	Dimmer DALI/PUSH	DALI/PUSH
1 art.	1 art.	0/1-10V	1 art.
244 x 71 x h 38	244 x 71 x h 38	164 x 38 x h 25	188 x 68 x h 34
81	81	45	77

(*) 3 pcs needed

Finishes

WH Text white R9003
BB Text black R9005



SATURN_PRO

Polyethylene diffuser,
metal ceiling rose.
Finish: white.

Saturn_Pro | topLED | 700 mA | 30 W DC



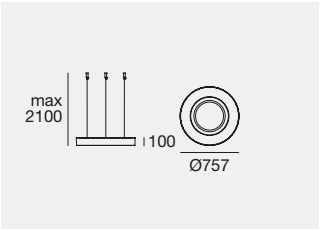

C.C. IP40 NEW

	Fin	Cct	lm S - lm D	Opt
CRI 90				
C01855	**WH**	**M**	3856 - 3150	**DI** (Diffused)
		W	4050 - 3315	

Ceiling rose & Electronics (pag 217)

Saturn_Pro | topLED | 2100 mA | 88 W DC



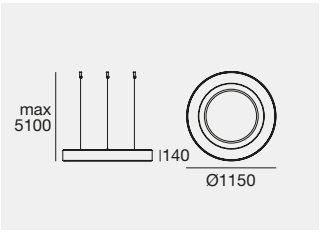

C.C. IP40 NEW

	Fin	Cct	lm S - lm D	Opt
CRI 90				
C01856	**WH**	**M**	11310 - 9220	**DI** (Diffused)
		W	11885 - 9685	

Ceiling rose & Electronics (pag 217)

Ceiling rose

Ceiling rose | 220-240 V AC | Max 30W | DALI2



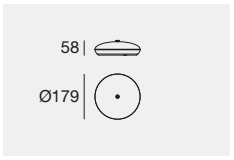

IP20 NEW

WH **C-F300102**

suitable for:
Saturn_Pro Ø 757

Ceiling rose | For remote power supply



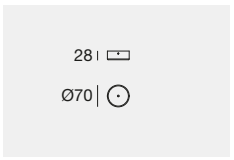

IP20 NEW

WH **C-F300078**

suitable for:
Saturn_Pro Ø 757
Saturn_Pro Ø 1150

Ceiling rose | 220-240 V AC | Max 100W | DALI2



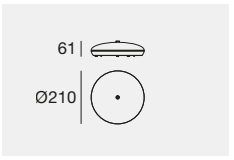

IP20 NEW

WH **C-F300103**

suitable for:
Saturn_Pro Ø 1150

Electronics

Saturn_Pro | Driver | 220-240 V AC | DALI2



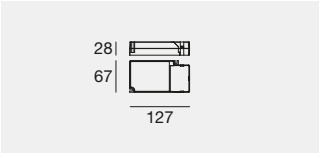

C.C. IP20 DALI2 NEW

WH **C-E100060** 30 W - Output 700 mA

suitable for: Saturn_Pro Ø 757

Saturn_Pro | Driver | 220-240 V AC | DALI2



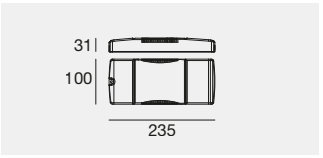

C.C. IP20 DALI2 NEW

WH **C-E100061** 100 W - Output 2100 mA

suitable for: Saturn_Pro Ø 1150

Finishes

WH White (Natural Polyethylene)
WH Text white R9003 (ceiling rose)

Cct

M 2700
W 3000

SKYLUM



Body in aluminium.
Diffuser in white polyester fabric or micro-prismatic PMMA (Comfort versions)



168

SKYLUM
SIMPLICITY WITH VERY HIGH PERFORMANCE.

Light technology meets design precision. Visual comfort finds its most rational form, exploiting the simplicity of pure geometry to create a scenographic effect.

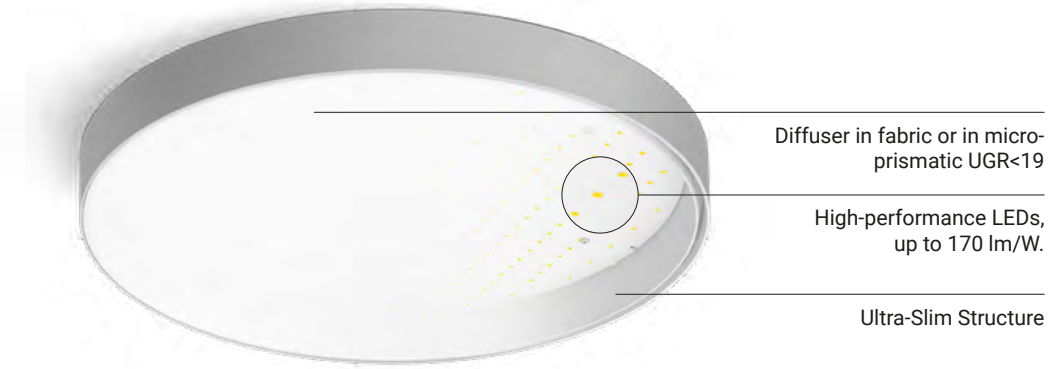

High light diffusion
Skylum is a high definition system, with the large surface lit in an entirely uniform way in every part without drop-offs or blind corners, perfectly vertical on the ground surface, it completely cancels out horizontal shadows and is characterised by a B1 grade fire-resistant polyester diffuser which complies with the DIN 4102-1 standard, easily removable.



EL Versions available with a driver integrated into the luminaire, compliant with IEC 61347-2-13, Annex J, and compatible with centralized power supply systems.

Light evolution that transforms the space.

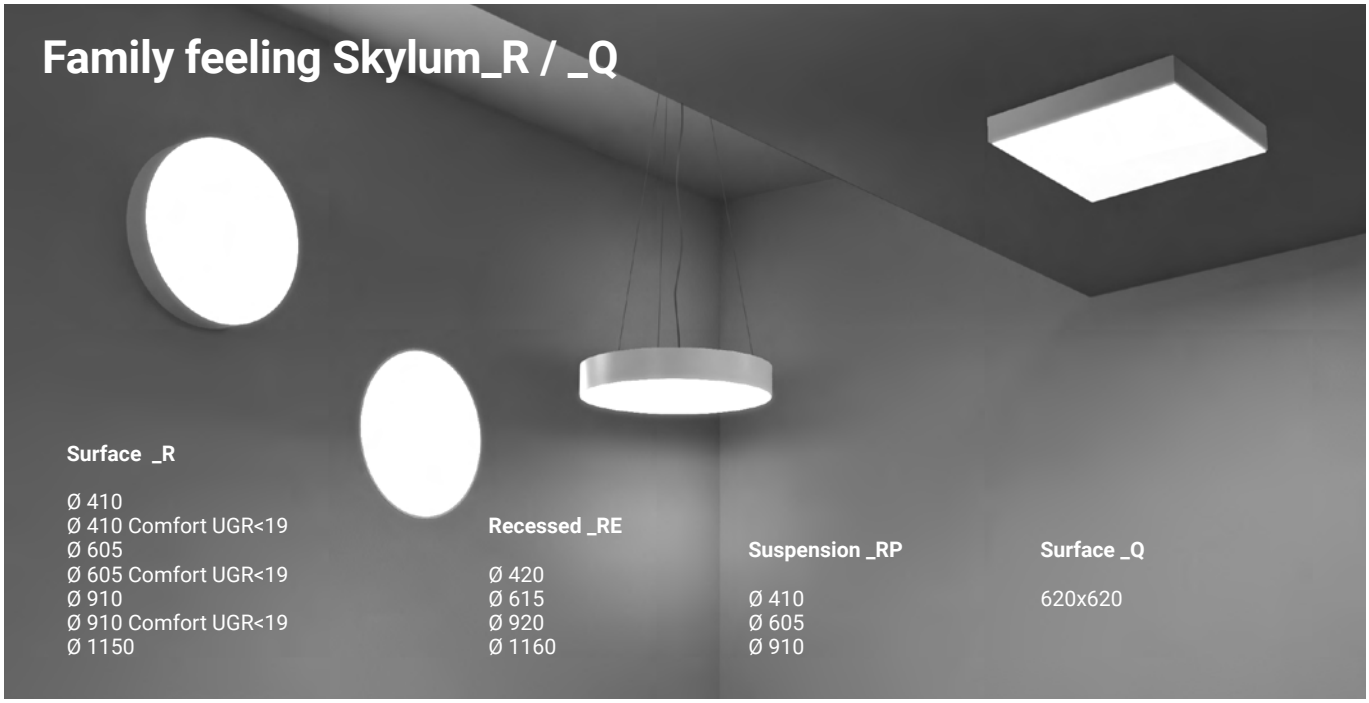











SKYLUM IS PURE DIFFUSED LIGHT

NO SHADOWS

Skylum is a diffused lighting system available in two shapes, square and round, offering extensive compositional and configuration possibilities. Skylum is an ideal solution for retail and contract environments, as well as for large spaces such as airports and hotels. The system ensures perfectly uniform light distribution, eliminating floor shadows and enhancing overall visual comfort.

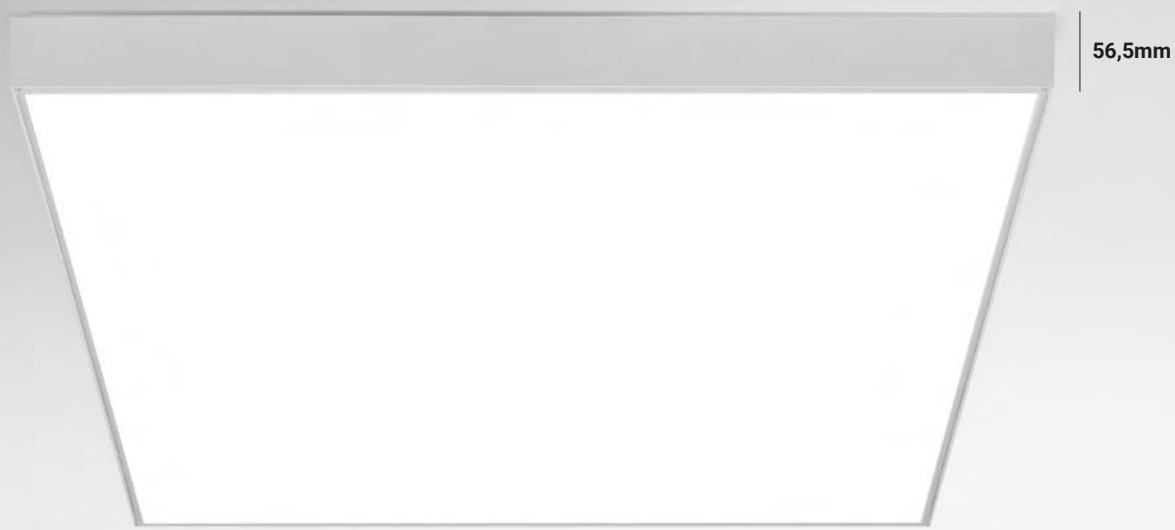

Skylum_Q | topLED | 220-240 V AC



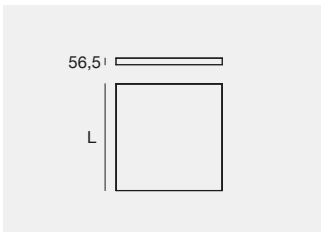

IP40 *

	Cct	lm S - lm D	Opt
L 620x620 - CRI 80 - 38 W DC - 43 W AC			
WH **82258**	**W**	6737 - 4993	**00** (Diffused)
BB **84273**	**N**	7023 - 5192	
L 620x620 - CRI 80 - DALI2 / PUSH - 38 W DC - 43 W AC			
WH **82261**	**W**	6737 - 4993	**00** (Diffused)
BB **84276**	**N**	7023 - 5192	

EL

* The driver contained in the device complies with IEC 61347-2-13 annex J, and can therefore be powered by centralized power supply systems.

Skylum_R | topLED | 220-240 V AC



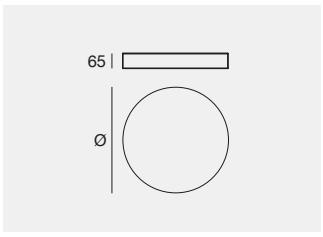

IP40 *

	Fin	Cct	lm S - lm D	Opt
Ø 410 mm - CRI 90 - 24 W DC - 27 W AC				
C00730	**WH**	**W**	3918 - 2913	**DI** (Diffused)
		N	4164 - 3097	
DALI 2/PUSH **C00731**				
Ø 605 mm - CRI 90 - 47 W DC - 52 W AC				
C00732	**WH**	**W**	7591 - 5806	**DI** (Diffused)
		N	8068 - 6172	
DALI 2/PUSH **C00733**				
Ø 910 mm - CRI 90 - 89 W DC - 99 W AC				
C00734	**WH**	**W**	14495 - 11242	**DI** (Diffused)
		N	15405 - 11950	
DALI 2/PUSH **C00735**				
Ø 1150 mm - CRI 90 - 146 W DC - 162 W AC				
C00736	**WH**	**W**	24033 - 18172	**DI** (Diffused)
		N	25119 - 19317	
DALI 2/PUSH **C00737**				

Skylum_R Comfort | topLED | UGR<19 | 220-240 V AC



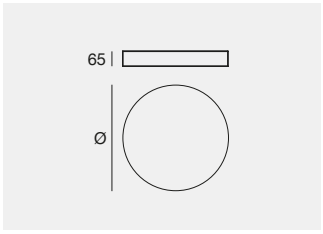

IP40 *

	Fin	Cct	lm S - lm D	Opt
Ø 410 mm - CRI 90 - 19 W DC - 22 W AC				
C00740	**WH**	**W**	3129 - 2270	**DI** (Diffused UGR<19)
		N	3326 - 2408	
DALI 2/PUSH **C00741**				
Ø 605 mm - CRI 90 - 38 W DC - 42 W AC				
C00742	**WH**	**W**	6212 - 4626	**DI** (Diffused UGR<19)
		N	6602 - 4907	
DALI 2/PUSH **C00743**				
Ø 910 mm - CRI 90 - 75 W DC - 83 W AC				
C00744	**WH**	**W**	12218 - 9193	**DI** (Diffused UGR<19)
		N	12985 - 9749	
DALI 2/PUSH **C00745**				



Skylum_R
with fabric diffuser

Skylum_R Comfort
with micro-prismatic diffuser
(UGR<19)

* The driver contained in the device complies with IEC 61347-2-13 annex J, and can therefore be powered by centralized power supply systems.

Finishes
WH Text white R9003

Cct
W 3000
N 4000

SKYLUM_RE SIMPLICITY WITH VERY HIGH PERFORMANCE.

NO SHADOWS

Light technology meets design precision. Visual comfort finds its most rational form, exploiting the simplicity of pure geometry to create a scenographic effect.

Up to 170 lm/W max

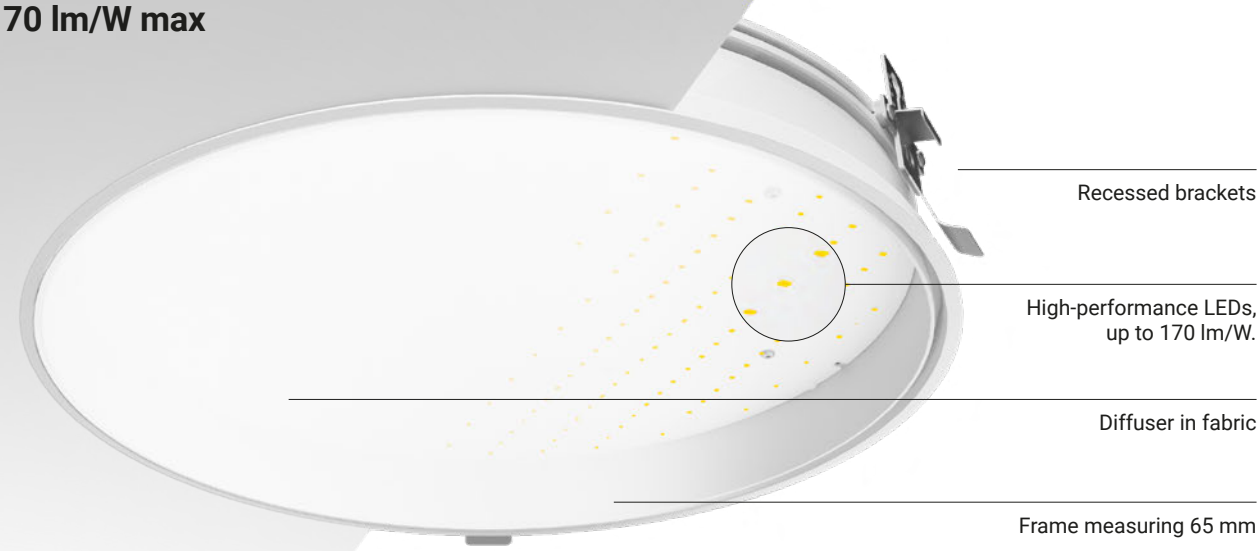

Skylum_RE | topLED | 220-240 V AC



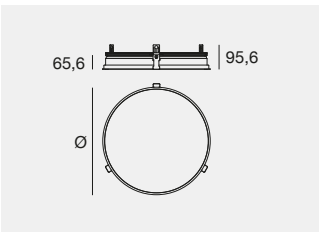

EL

* The driver contained in the device complies with IEC 61347-2-13 annex J, and can therefore be powered by centralized power supply systems.

	Fin	Cct	lm S - lm D	Opt	
Ø 420 mm - CRI 90 - 24 W DC - 27 W AC					410
C01608	**WH**	**M**	3741 - 2782	**DI** (Diffused)	
		W	3918 - 2913		
DALI 2/PUSH		**N**	4164 - 3097		
C01609					
Ø 615 mm - CRI 90 - 47 W DC - 52 W AC					605
C01610	**WH**	**M**	7249 - 5545	**DI** (Diffused)	
		W	7591 - 5806		
DALI 2/PUSH		**N**	8068 - 6172		
C01611					
Ø 920 mm - CRI 90 - 89 W DC - 99 W AC					910
C01612	**WH**	**M**	13842 - 10736	**DI** (Diffused)	
		W	14495 - 11242		
DALI 2/PUSH		**N**	15405 - 11950		
C01613					
Ø 1160 mm - CRI 90 - 146 W DC - 162 W AC					1150
C01614	**WH**	**M**	22950 - 17355	**DI** (Diffused)	
		W	24033 - 18172		
DALI 2/PUSH		**N**	25119 - 19317		
C01615					

Skylum_RP | double-emission | topLED | 220-240 V AC



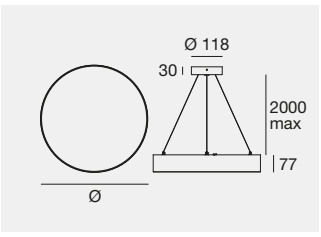

IP40 *

	Fin	Cct	lm S - lm D	Opt
Ø 410 mm - CRI 90 - 33 W DC - 37 W AC				
C00821	**WH**	**W**	5064 - 3412	**DD** (Diffused + diffused)
		N	5382 - 3627	
DALI 2/PUSH				
C00822				
Ø 605 mm - CRI 90 - 58 W DC - 68 W AC				
C00823	**WH**	**W**	9373 - 6731	**DD** (Diffused + diffused)
		N	9962 - 7155	
DALI 2/PUSH				
C00824				
Ø 910 mm - CRI 90 - 116 W DC - 130 W AC				
C00825	**WH**	**W**	18821 - 13515	**DD** (Diffused + diffused)
		N	20003 - 14366	
DALI 2/PUSH				
C00826				

EL

* The driver contained in the device complies with IEC 61347-2-13 annex J, and can therefore be powered by centralized power supply systems.

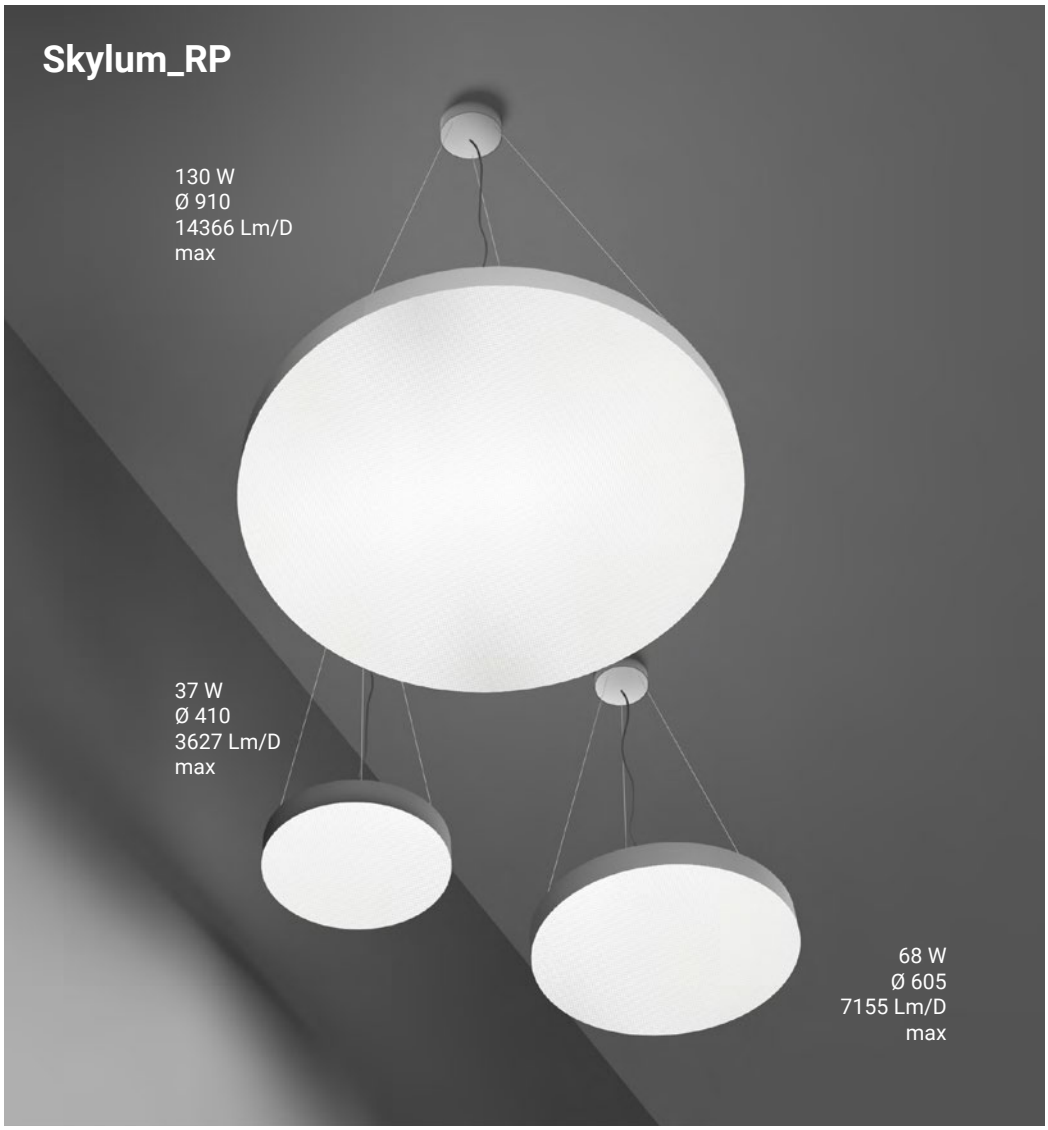

Finishes

WH Text white R9003

Cct

W 3000
N 4000



MINI_ALBATROS

Aluminium body.
PMMA diffuser.

Mini_Albatros | double-emission | topLED | 220-240 V AC



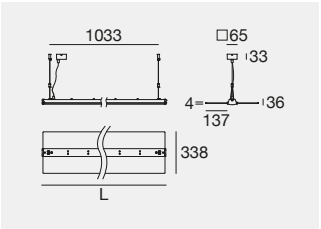

IK08 IP40

	Cct	lm S - lm D	Opt
L 1125 mm - CRI 90 - 37 W DC - 44 W AC			
WH **82834**	**W**	5368 - 4888	**00** (Diffused + diffused)
	N	5520 - 5070	
L 1125 mm - CRI 90 - DALI - 37 W DC - 44 W AC			
WH **82749**	**W**	5368 - 4888	**00** (Diffused + diffused)
	N	5520 - 5070	
L 1414 mm - CRI 90 - 46 W DC - 55 W AC			
WH **82836**	**W**	6710 - 6106	**00** (Diffused + diffused)
	N	6900 - 6279	
L 1414 mm - CRI 90 - DALI - 46 W DC - 55 W AC			
WH **82751**	**W**	6710 - 6106	**00** (Diffused + diffused)
	N	6900 - 6279	

Mini_Albatros Cct **W** = 3500 K



Mini_Albatros OFF



Mini_Albatros ON

OptiLight Technology
The transparent PMMA surface has a special pattern consisting of laser micro-engravings which divert the photons emitted by the lateral source, conveying the emission downwards and upwards. The lined engraving of the edge avoids glare and improves the performance of the lamp. A Linea Light Group's technology, that keeps the product fully transparent when not lit; it emits a soft glare-free light when lit, for full visual comfort.

Direct and indirect emission
The double emission solution is conceived to guarantee the correct light distribution in both directions: 55% of the emission is conveyed uniformly in the underlying plane, while the remaining 45% of indirect light allows to obtain good environmental lighting.



Accessories

Mini_Albatros | Fixing for false ceilings



WH **98428**

Finishes	Cct
WH Text white R9003	**W** 3500
	N 4000



CELL

Aluminium body.

Cell_S | 3 x powerLED | 220-240 V AC | 5 W DC - 6 W AC



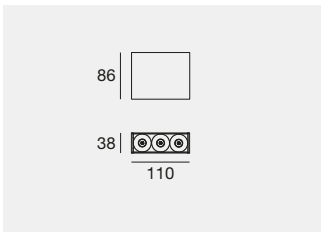

IP20

	Cct	lm S - lm D	Opt
CRI 90			
WB **65190**	**M**	510 - 362	**15** (12° UGR<11)
BB **65191**	**W**	543 - 386	**30** (33° UGR<11)
	N	609 - 432	**45** (49° UGR<11)

Cell_S | 6 x powerLED | 220-240 V AC | 9 W DC - 11 W AC



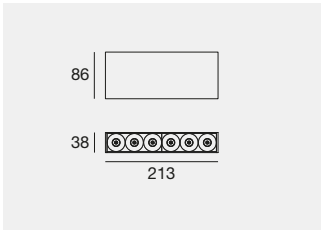

IP20

	Cct	lm S - lm D	Opt
CRI 90			
WB **65192**	**M**	1020 - 724	**15** (13° UGR<11)
BB **65193**	**W**	1086 - 772	**30** (34° UGR<11)
	N	1218 - 864	**45** (49° UGR<11)

Cell_S Ww | 3 x powerLED | 220-240 V AC | 9,5 W DC - 10,5 W AC



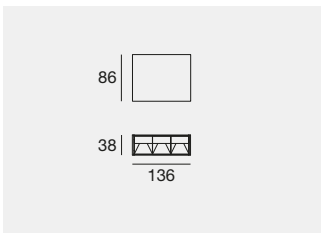

IP20

	Cct	lm S - lm D	Opt
CRI 90			
WH **82603**	**M**	1026 - 432	**07** (Asym. Ww)
BB **82604**	**W**	1101 - 464	
	N	1188 - 501	

Cell_S Ww | 6 x powerLED | 220-240 V AC | 19 W DC - 21 W AC



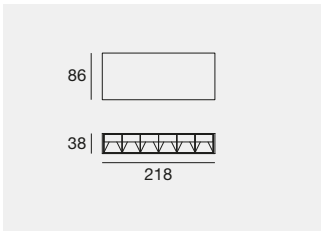

IP20

	Cct	lm S - lm D	Opt
CRI 90			
WH **82605**	**M**	2052 - 864	**07** (Asym. Ww)
BB **82606**	**W**	2202 - 928	
	N	2376 - 1002	

Cell family

Cell / Cell_Ww Gypsum Cell



104

Cell_Ww track



164

Ultra-Compact Structure
+ Driver On Board



UGR

High visual
comfort

Finishes

WH Text white R9003 WB Text white R9003/Text black R9005
BB Text black R9005

Cct

M 2700 **N** 4000
W 3000

MODOC



Modoc Round downlights
For additional information: pag 62



DIFFERENT APPLICATIONS. ONE UNIFIED DESIGN LANGUAGE.

Modoc expands its range with pendant and surface-mounted versions, bringing the collection's aesthetic identity, modularity and performance into new design applications. Characterized by a clean design and high lighting performance, the luminaires enable the development of coherent and coordinated projects, ensuring formal continuity across different installation types. A complete family of solutions designed to provide maximum compositional freedom and perfect visual consistency.



Modoc_RS-RP

W 7,5W AC
mm **Ø 39 H 131**
Cct 2200-2700-3000
3500-4000
Opt **Spot-Flood-W.Flood**

Col. WH BB WB X0 X2

Elec. On/Off



Modoc_R/QS-R/QP

W 10W AC
mm **Ø 80/ L 70 H 135**
Cct 2200-2700-3000
3500-4000
Opt **Spot-Flood-M.W.Flood**
W.Flood-Diff-W.Washer

Col. WH BB WB X0 X2

Elec. On/Off-DALI2-PUSH



Modoc_RS-RP

W 19W-26,8W-34,8W AC
mm **Ø 110 H 160/166**
Cct 2200-2700-3000
3500-4000
Opt **Flood-M.Flood**
M.W.Flood-Diff-W.Washer

Col. WH BB WB X0 X2

Elec. On/Off-DALI2-PUSH



Modoc_RS-RP

W 34W-41,8W AC
mm **Ø 170 H 200/206**
Cct 2200-2700-3000
3500-4000
Opt **Spot-Flood-M.W.Flood**
W.Flood-Diffused

Col. WH BB WB X0 X2

Elec. On/Off-DALI2-PUSH


V



Driver: integrated into the luminaire body; On-Off, DALI-2, PUSH.

Accessory: interchangeable optics (replaceable even after the luminaire has been installed).

Accessory: transparent or satin white closing screen. Ensures IP65 protection of the optical chamber.

DUAL LIGHT EMISSION

The Modoc_RP Ø 110 mm and Ø 170 mm pendant versions are also available with direct + indirect diffuse light emission. The indirect component contributes to a more balanced distribution of light throughout the space, enhancing visual comfort and improving spatial perception.





VERTICAL UNIFORMITY

Modoc_RS Wall Washer features a dedicated optical system designed to provide uniform illumination of vertical surfaces. The controlled light distribution ensures outstanding illuminance uniformity across the wall, enhancing architectural details, artworks and materials with precision and visual continuity. An ideal solution for museums, retail spaces and exhibition environments.

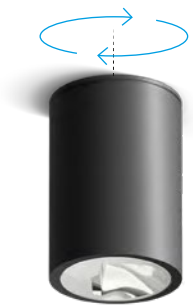

Modoc Ww adjustment system.

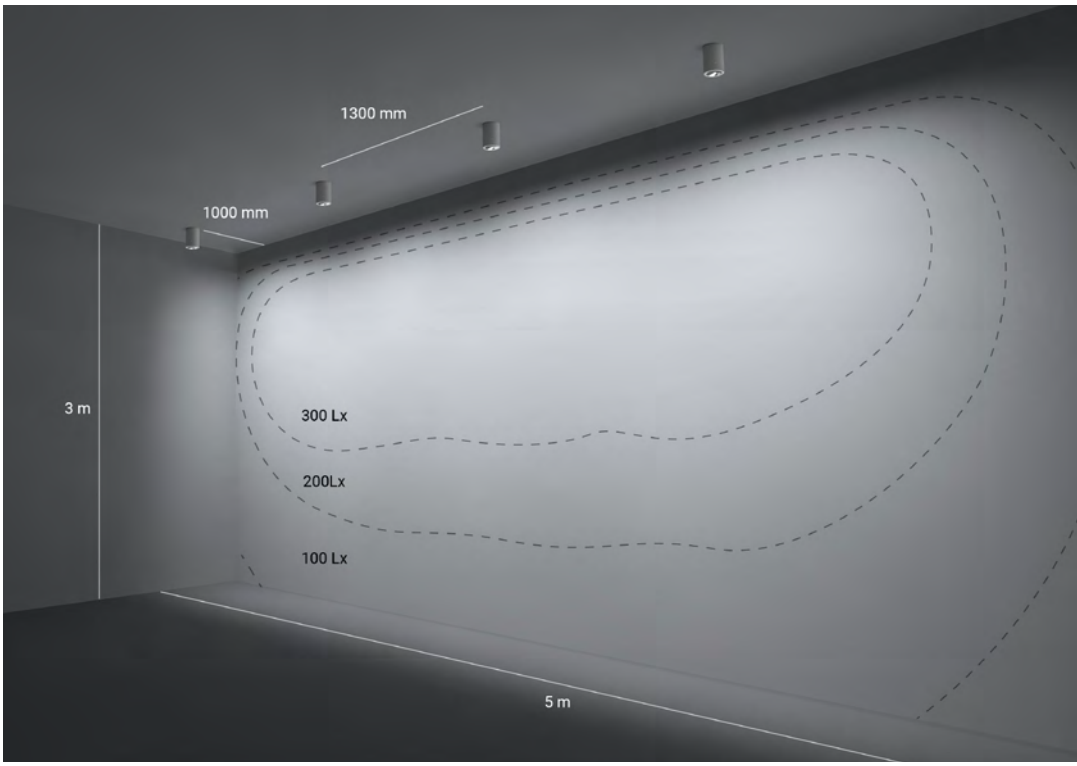

Modoc_RS Ww | Ø 110 | 3000 K | 19W AC

Modoc_RS | arrayLED | 220-240 V AC | 6 W DC - 7,5 W AC



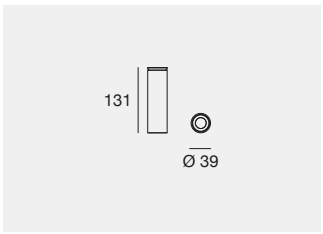

IP20 IP65 NEW

	Fin		Cct	lm S - lm D	Opt
CRI 90/80*					
C01685	**WH**		**A***	724 - 441	**SP** (19°)
	BB		**M**	814 - 523	**FL** (24°)
	WB		**W**	860 - 542	**WF** (52°)
	X0		**T**	897 - 565	
	X2		**N**	919 - 579	

Modoc_RS | arrayLED | 220-240 V AC | 8,5 W DC - 10 W AC



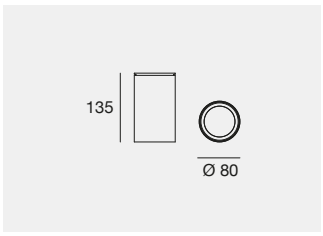

IP20 IP65 UGR NEW

	Fin		Cct	lm S - lm D	Opt
CRI 90/80*					
C01686	**WH**		**A***	1322 - 1018	**SP** (19° UGR<11)
	BB		**M**	1533 - 1180	**FL** (29° UGR<11)
DALI 2	**WB**		**W**	1596 - 1229	**MW** (43° UGR<16)
C01690	**X0**		**T**	1616 - 1244	**WF** (53° UGR<19)
	X2		**N**	1620 - 1247	**DI** (Diffused)

Optics & accessories: (pag 239)

Modoc_RS Ww | arrayLED | 220-240 V AC | 8,5 W DC - 10 W AC



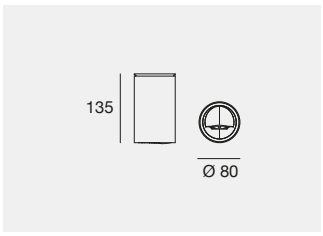

IP20 NEW

	Fin		Cct	lm S - lm D	Opt
CRI 90/80*					
C01771	**WH**		**A***	1142 - 375	**WW** (Asym. Ww)
	BB		**M**	1328 - 436	
DALI 2			**W**	1377 - 452	
C01772			**T**	1398 - 456	
			N	1403 - 460	

Modoc_RS | arrayLED | 220-240 V AC | 16 W DC - 19 W AC



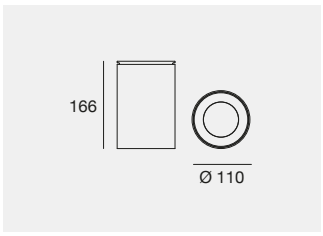

IP20 IP65 UGR NEW

	Fin		Cct	lm S - lm D	Opt
CRI 90/80*					
C01687	**WH**		**A***	2559 - 2060	**FL** (25° UGR<16)
	BB		**M**	2931 - 2359	**ML** (31° UGR<16)
DALI 2	**WB**		**W**	3050 - 2455	**MW** (44° UGR<16)
C01691	**X0**		**T**	3092 - 2489	**WF** (54° UGR<19)
	X2		**N**	3093 - 2490	**DI** (Diffused)

Optics & accessories: (pag 239)

Modoc_RS Ww | arrayLED | 220-240 V AC | 16 W DC - 19 W AC



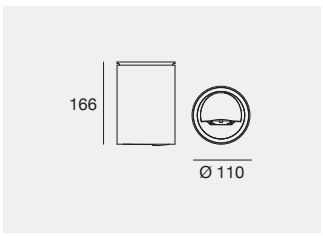

IP20 NEW

	Fin		Cct	lm S - lm D	Opt
CRI 90/80*					
C01773	**WH**		**A***	2492 - 1411	**WW** (Asym. Ww)
	BB		**M**	2880 - 1553	
DALI 2			**W**	2998 - 1626	
C01774			**T**	3035 - 1642	
			N	3044 - 1691	

Modoc_RS | arrayLED | 220-240 V AC | 30 W DC - 34 W AC



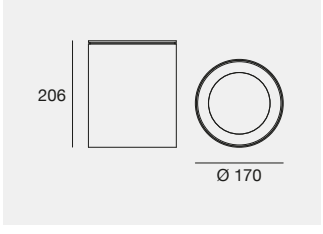

IP20 IP65 UGR NEW

	Fin		Cct	lm S - lm D	Opt
CRI 90/80*					
C01689	**WH**		**A***	4732 - 3729	**SP** (19° UGR<16)
	BB		**M**	5414 - 4266	**FL** (25° UGR<11)
DALI 2	**WB**		**W**	5630 - 4436	**ML** (38° UGR<11)
C01693	**X0**		**T**	5714 - 4503	**WF** (56° UGR<19)
	X2		**N**	5719 - 4570	**DI** (Diffused)

Optics & accessories: (pag 239)

Finishes

WH Text white R9003 | WB Text white R9003/Text black R9005 | X2 Text black R9005/Painted gold
BB Text black R9005 | X0 Text white R9003/Painted gold

Cct

A 2200 **W** 3000 **N** 4000
M 2700 **T** 3500

Modoc_QS | arrayLED | 220-240 V AC | 6,8 W DC - 8 W AC



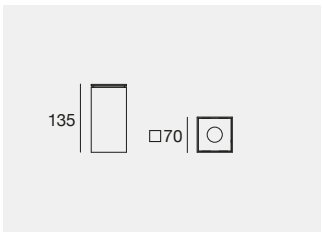

IP20 IP65 NEW

	Fin	Cct	lm S - lm D	Opt
CRI 90/80*				
C01840	**WH**	**A***	940 - On req	**SP** (10°÷19°)
	BB	**M**	1092 - On req	**ML** (30°÷ 39°)
DALI 2	**WB**	**W**	1133 - On req	**MW** (40°÷ 49°)
C01841	**X0**	**T**	1150 - On req	
	X2	**N**	1154 - On req	





Finishes

WH Text white R9003 | WB Text white R9003/Text black R9005 | X2 Text black R9005/Painted gold
BB Text black R9005 | X0 Text white R9003/Painted gold

Cct

A 2200 **W** 3000 **N** 4000
M 2700 **T** 3500

Modoc_RP | arrayLED | 220-240 V AC | 6 W DC - 7,5 W AC



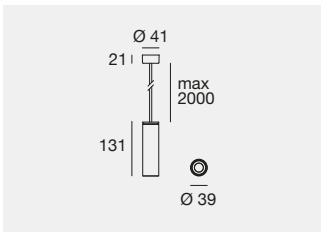

IP20 IP65 NEW

	Fin		Cct	lm S - lm D	Opt	
CRI 90/80*						
C01699	**WH**		**A***	724 - 441	**SP**	(19°)
	BB		**M**	814 - 523	**FL**	(24°)
	WB		**W**	860 - 542	**WF**	(52°)
	X0		**T**	897 - 565		
	X2		**N**	919 - 579		

Modoc_RP | arrayLED | 220-240 V AC | 8,5 W DC - 10 W AC



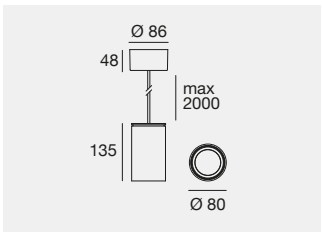

IP20 IP65 UGR NEW

	Fin		Cct	lm S - lm D	Opt	
CRI 90/80*						
C01700	**WH**		**A***	1322 - 1018	**SP**	(19° UGR<11)
	BB		**M**	1533 - 1180	**FL**	(29° UGR<11)
DALI 2	**WB**		**W**	1596 - 1229	**MW**	(43° UGR<16)
C01704	**X0**		**T**	1616 - 1244	**WF**	(53° UGR<19)
	X2		**N**	1620 - 1247	**DI**	(Diffused)

Optics & accessories: (pag 239)

Modoc_RP | arrayLED | 220-240 V AC | 16 W DC - 19 W AC



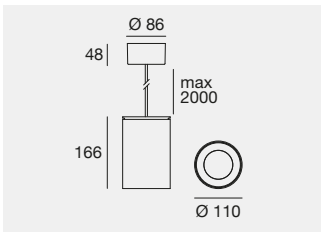

IP20 IP65 UGR NEW

	Fin		Cct	lm S - lm D	Opt	
CRI 90/80*						
C01701	**WH**		**A***	2559 - 2060	**FL**	(25° UGR<16)
	BB		**M**	2931 - 2359	**ML**	(31° UGR<16)
DALI 2	**WB**		**W**	3050 - 2455	**MW**	(44° UGR<16)
C01705	**X0**		**T**	3092 - 2489	**WF**	(54° UGR<19)
	X2		**N**	3093 - 2490	**DI**	(Diffused)

Optics & accessories: (pag 239)

Modoc_RP | arrayLED | 220-240 V AC | 22,5 W DC - 26,8 W AC



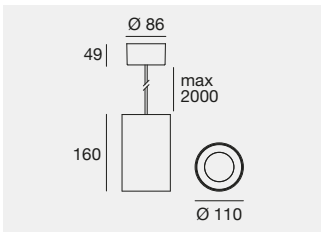

IP20 IP65 UGR NEW

	Fin		Cct	lm S - lm D	Opt	
CRI 90/80* - Down 19 W AC + Up 7,8 W AC						
C01730	**WH**		**A***	3552 - 2926	**DF**	(25° UGR<16 + Diff.)
	BB		**M**	3909 - 3208	**DM**	(31° UGR<16 + Diff.)
DALI 2	**WB**		**W**	4075 - 3349	**DH**	(44° UGR<16 + Diff.)
C01745	**X0**		**T**	4151 - 3412	**DW**	(54° UGR<19 + Diff.)
	X2		**N**	4182 - 3439	**DD**	(Diffused + Diffused)

Optics & accessories: (pag 239)

Modoc_RP | arrayLED | 220-240 V AC | 30 W DC - 34 W AC



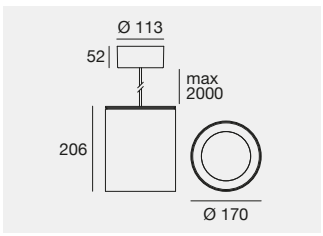

IP20 IP65 UGR NEW

	Fin		Cct	lm S - lm D	Opt	
CRI 90/80*						
C01703	**WH**		**A***	4732 - 3729	**SP**	(19° UGR<16)
	BB		**M**	5414 - 4266	**FL**	(25° UGR<11)
DALI 2	**WB**		**W**	5630 - 4436	**ML**	(38° UGR<11)
C01707	**X0**		**T**	5714 - 4503	**WF**	(56° UGR<19)
	X2		**N**	5719 - 4570	**DI**	(Diffused)

Optics & accessories: (pag 239)

Modoc_RP | arrayLED | 220-240 V AC | 36,5 W DC - 41,8 W AC



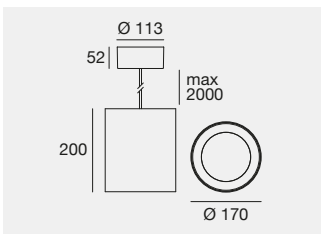

IP20 IP65 UGR NEW

	Fin		Cct	lm S - lm D	Opt	
CRI 90/80* - Down 34 W AC + Up 7,8 W AC						
C01731	**WH**		**A***	5725 - 4595	**DS**	(19° UGR<16 + Diff.)
	BB		**M**	6392 - 5115	**DF**	(25° UGR<11 + Diff.)
DALI 2	**WB**		**W**	6655 - 5330	**DH**	(40°÷ 49° + Diff.)
C01746	**X0**		**T**	6773 - 5426	**DW**	(56° UGR<16 + Diff.)
	X2		**N**	6808 - 5519	**DD**	(Diffused + Diffused)

Optics & accessories: (pag 239)

Finishes

WH Text white R9003 | WB Text white R9003/Text black R9005 | X2 Text black R9005/Painted gold
BB Text black R9005 | X0 Text white R9003/Painted gold

Cct

A 2200 **W** 3000 **N** 4000
M 2700 **T** 3500

Modoc_QP | arrayLED | 220-240 V AC | 6,8 W DC - 8 W AC



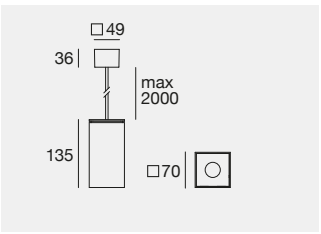

	Fin	Cct	lm S - lm D	Opt
CRI 90/80*				
C01736	**WH**	**A***	940 - On req	**SP** (10°÷19°)
	BB	**M**	1092 - On req	**ML** (30°÷ 39°)
DALI 2	**WB**	**W**	1133 - On req	**MW** (40°÷ 49°)
C01839	**X0**	**T**	1150 - On req	
	X2	**N**	1154 - On req	



BB

X2



X0



X2

X0



WH

WB

Finishes

WH Text white R9003 | WB Text white R9003/Text black R9005 | X2 Text black R9005/Painted gold
BB Text black R9005 | X0 Text white R9003/Painted gold

Cct

A 2200 **W** 3000 **N** 4000
M 2700 **T** 3500



Accessories

Optics kit for Modoc Ø 80mm (not for Modoc Ww)



83382 PT SP lens kit (10°÷ 19°)
83383 PT FL lens kit (20°÷ 29°)
C-K400132 PT MW lens kit (40°÷ 49°)
83384 PT WF lens kit (50°÷ 70°)
suitable for: Modoc_RS - Modoc_RP

Optics kit for Modoc Ø 170mm



C-K400144 PT SP lens kit (10°÷ 19°)
C-K400145 PT FL lens kit (20°÷ 29°)
C-K400146 PT ML lens kit (30°÷ 39°)
C-K400147 PT WF lens kit (50°÷ 70°)
suitable for: Modoc_RS - Modoc_RP

Transparent closing screen (not for Modoc Ww)



C-U300035 PO Modoc RS / RP Ø 80mm
C-U300037 PO Modoc RS / RP Ø 110mm
C-U300041 PO Modoc RS / RP Ø 170mm

suitable for: Modoc_RS - Modoc_RP

Suction cup for all Modoc (not for Modoc Ø 39 / L 70 mm / Ww)



C-F600002 Suction cup for removal protective screen

suitable for: Modoc_RS - Modoc_RP

Optics kit for Modoc Ø 110mm (not for Modoc Ww)



C-K400134 PT FL lens kit (20°÷ 29°)
C-K400135 PT ML lens kit (30°÷ 39°)
C-K400136 PT MW lens kit (40°÷ 49°)
C-K400148 PT WF lens kit (50°÷ 70°)
suitable for: Modoc_RS - Modoc_RP

Elliptic filter for Modoc (not for Modoc Ww)



C-U300019 Modoc_RS Ø 80mm
C-U300020 Modoc_RS Ø 110mm
C-U300022 Modoc_RS Ø 170mm

suitable for: Modoc_RS - Modoc_RP
Not compatible with WF / DW optics (Wide Flood)

Diffused closing screen (not for Modoc Ww)



C-U300036 PO Modoc RS / RP Ø 80mm
C-U300038 PO Modoc RS / RP Ø 110mm
C-U300042 PO Modoc RS / RP Ø 170mm

suitable for: Modoc_RS - Modoc_RP

To ensure the proper functioning of the device with the diffuse screen accessory, the optics must be removed.



Modoc with optics:
SP (Spot) - FL (Flood)
ML (Medium Flood)
MW (Medium Wide Flood)
WF (Wide Flood)



Modoc with optics:
DI (Diffused)

Finishes

PT Transparent polycarbonate
PO Opaline polycarbonate

POUND



Vast range

The BC, BS, S and Wall versions extend the application possibilities of the Pound collection while preserving its performance and lighting characteristics. Available in black and white finishes, they enable the development of coordinated projects across different installation types, ensuring design consistency and maximum application flexibility. Aluminium body.



Pound_BC
Semi-recessed



Pound_BS
Surface
Driver on board



Pound_S
Surface
Driver on board



Pound_Wall
Surface
Driver on board

Dynamic Orientation

The Pound_Wall collection is designed to fit any type of situation. It makes use of the new joint that allows the product to be rotated on the vertical axis by 90° and on the horizontal axis by 350°.





Pound family



Pound_T
140-143



Pound_T Super Spot
140



Pound Focus
144-145



Pound Shaper
146-147

Pound_BS | arrayLED | 220-240 V AC | 13 W DC - 15,5 W AC



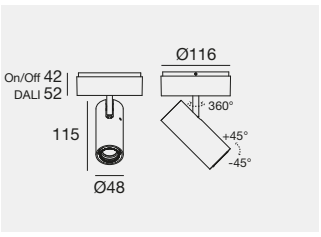

IP20

	Cct	lm S - lm D	Opt
CRI 90			
WH **82359**	**M**	1755 - 1230	**15** (17°)
BB **82360**	**W**	1820 - 1276	**30** (25°)
CRI 92 - DALI	**N**	1855 - 1306	**60** (45°)
WH **82365**			
BB **82366**			

Optics & accessories: (pag 244)

Pound_BS | arrayLED | 220-240 V AC | 25 W DC - 29 W AC



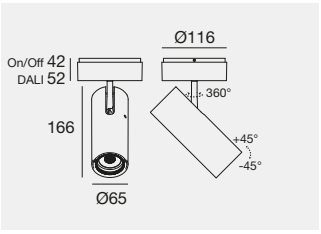

IP20

	Cct	lm S - lm D	Opt
CRI 90			
WH **82361**	**M**	3820 - 2599	**15** (19°)
BB **82362**	**W**	3778 - 2707	**30** (35°)
CRI 92 - DALI	**N**	4038 - 2747	**60** (56°)
WH **82367**			
BB **82368**			

Optics & accessories: (pag 244)

Pound_BS | arrayLED | 220-240 V AC | 34 W DC - 36 W AC



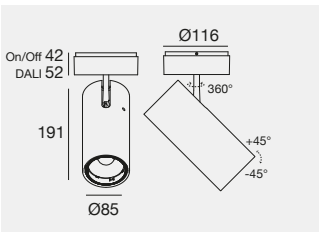

IP20

	Cct	lm S - lm D	Opt
CRI 90			
WH **82363**	**M**	4928 - 3780	**15** (17°)
BB **82364**	**W**	5128 - 4044	**30** (24°)
CRI 92 - DALI	**N**	5201 - 4028	**60** (47°)
WH **82369**			
BB **82370**			

Optics & accessories: (pag 244)

Pound_BC | arrayLED | 350 mA | 13 W DC



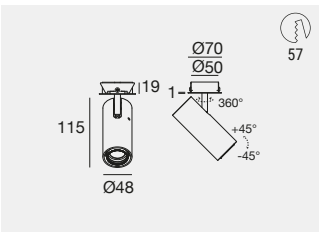

C.C. IP20

	Cct	lm S - lm D	Opt
CRI 90			
WH **82353**	**M**	1755 - 1230	**15** (17°)
BB **82354**	**W**	1820 - 1276	**30** (25°)
	N	1855 - 1306	**60** (45°)

Electronic: **O1** (pag 244) | Optics & accessories: (pag 244)

Pound_BC | arrayLED | 700 mA | 25 W DC



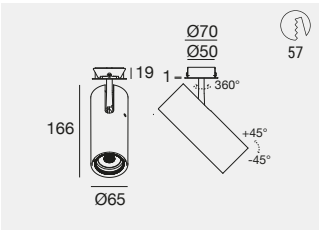

C.C. IP20

	Cct	lm S - lm D	Opt
CRI 90			
WH **82355**	**M**	3820 - 2599	**15** (19°)
BB **82356**	**W**	3978 - 2707	**30** (35°)
	N	4038 - 2747	**60** (56°)

Electronic: **T1** (pag 244) | Optics & accessories: (pag 244)

Pound_BC | arrayLED | 950 mA | 34 W DC



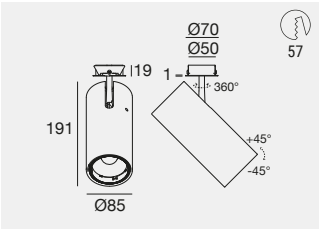

C.C. IP20

	Cct	lm S - lm D	Opt
CRI 90			
WH **82357**	**M**	5155 - 3780	**15** (17°)
BB **82358**	**W**	5364 - 4044	**30** (24°)
	N	5441 - 4028	**60** (47°)

Electronic: **V1** (pag 244) | Optics & accessories: (pag 244)

Pound_S | arrayLED | 220-240 V AC | 6,5 W DC - 8,5 W AC



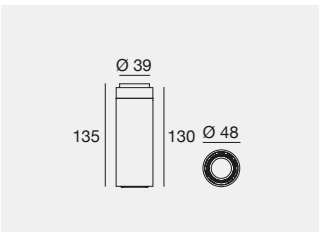

IP40 UGR

	Cct	lm S - lm D	Opt	
Balance - CRI 90				
WH **82003**	**M**	715 - 562	**15**	(15° UGR<16)
BB **82004**	**W**	748 - 588	**30**	(22° UGR<16)
	N	805 - 630	**60**	(44°)

Optics & accessories: (pag 244)

Pound_S | arrayLED | 220-240 V AC | 17,5 W DC - 20 W AC



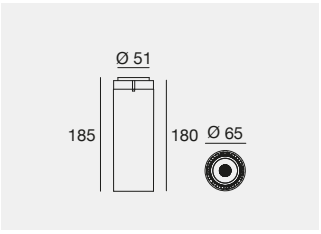

IP40 UGR

	Cct	lm S - lm D	Opt	
Balance - CRI 90				
WH **82005**	**M**	2880 - 1961	**15**	(19° UGR<16)
BB **82006**	**W**	2998 - 2042	**30**	(35° UGR<19)
	N	3044 - 2073	**60**	(56°)

Optics & accessories: (pag 244)

Pound_S | arrayLED | 220-240 V AC | 26 W DC - 29 W AC



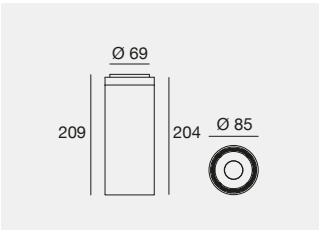

IP40 UGR

	Cct	lm S - lm D	Opt	
Balance - CRI 90				
WH **82007**	**M**	4459 - 3070	**15**	(17° UGR<19)
BB **82008**	**W**	4640 - 3282	**30**	(24° UGR<19)
	N	4707 - 3271	**60**	(47°)

Optics & accessories: (pag 244)

Pound_Wall | arrayLED | 220-240 V AC | 6,5 W DC - 8,5 W AC



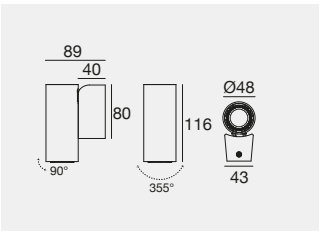

IP20

	Cct	lm S - lm D	Opt	
Balance - CRI 90				
WH **81995**	**M**	715 - 562	**15**	(15°)
BB **81996**	**W**	748 - 588	**30**	(22°)
	N	805 - 630	**60**	(44°)

Optics & accessories: (pag 244)

Pound_Wall | arrayLED | 220-240 V AC | 17,5 W DC - 19,5 W AC



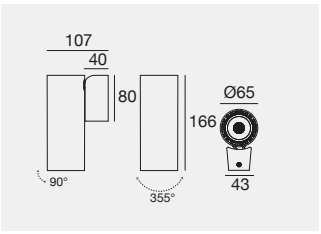

IP20

	Cct	lm S - lm D	Opt	
Balance - CRI 90				
WH **81997**	**M**	2880 - 1961	**15**	(19°)
BB **81998**	**W**	2998 - 2042	**30**	(35°)
	N	3044 - 2073	**60**	(56°)

Optics & accessories: (pag 244)

Pound_Wall | arrayLED | 220-240 V AC | 26 W DC - 29 W AC



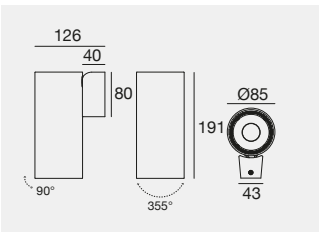

IP20

	Cct	lm S - lm D	Opt	
Balance - CRI 90				
WH **81999**	**M**	4459 - 3070	**15**	(17°)
BB **82000**	**W**	4640 - 3282	**30**	(24°)
	N	4707 - 3271	**60**	(47°)

Optics & accessories: (pag 244)

Finishes

WH Text white R9003
BB Text black R9005

Cct

M 2700 **N** 4000
W 3000

Accessories

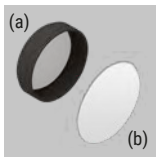

BB **99775** Elliptical filter (a)
suitable for: Pound_BS 15,5W - Pound_BC 13W Pound_S 8,5W - Pound_Wall 8,5W

BB **99781** Elliptical filter (a)
suitable for: Pound_BS 29W - Pound_BC 25W Pound_S 20W - Pound_Wall 19,5W

BB **C-U300007** Elliptical filter (b)
suitable for: Pound_BS 36W - Pound_BC 34W

BB **99797** Elliptical filter (a)
suitable for: Pound_S 29W - Pound_Wall 29W



BB **99777** Cross louvre
suitable for: Pound_BS 15,5W - Pound_BC 13W Pound_S 8,5W - Pound_Wall 8,5W

BB **99779** Cross louvre
suitable for: Pound_BS 29W - Pound_BC 25W Pound_S 20W - Pound_Wall 19,5W

BB **C-U300031** Cross louvre
suitable for: Pound_BS 36W - Pound_BC 34W

BB **99799** Cross louvre
suitable for: Pound_S 29W - Pound_Wall 29W



BB **99773** 45° Cylindrical screen
suitable for: Pound_BS 15,5W - Pound_BC 13W Pound_S 8,5W - Pound_Wall 8,5W

BB **99782** 45° Cylindrical screen
suitable for: Pound_BS 29W - Pound_BC 25W Pound_S 20W - Pound_Wall 19,5W

BB **C-U300030** 45° Cylindrical screen
suitable for: Pound_BS 36W - Pound_BC 34W

BB **99795** 45° Cylindrical screen
suitable for: Pound_S 29W - Pound_Wall 29W



BB **99776** Honeycomb (b)
suitable for: Pound_BS 15,5W - Pound_BC 13W Pound_S 8,5W - Pound_Wall 8,5W

BB **99780** Honeycomb (b)
suitable for: Pound_BS 29W - Pound_BC 25W Pound_S 20W - Pound_Wall 19,5W

BB **C-U300008** Honeycomb (a)
suitable for: Pound_BS 36W - Pound_BC 34W

BB **99798** Honeycomb (b)
suitable for: Pound_S 29W - Pound_Wall 29W



BB **99774** Cylindrical screen
suitable for: Pound_BS 15,5W - Pound_BC 13W Pound_S 8,5W - Pound_Wall 8,5W

BB **99783** Cylindrical screen
suitable for: Pound_BS 29W - Pound_BC 25W Pound_S 20W - Pound_Wall 19,5W

BB **C-U300029** Cylindrical screen
suitable for: Pound_BS 36W - Pound_BC 34W

BB **99796** Cylindrical screen
suitable for: Pound_S 29W - Pound_Wall 29W

Optics



PT **99805** Spot
PT **99806** Flood
PT **99807** W. Flood
suitable for: ound_BS 15,5W - Pound_BC 13W Pound_S 8,5W - Pound_Wall 8,5W

PT **99827** Spot
PT **99828** Flood
PT **99829** W. Flood
suitable for: Pound_BS 29W - Pound_BC 25W Pound_S 20W - Pound_Wall 19,5W

PT **C-U300015** Spot
PT **C-U300016** Flood
PT **C-U300017** W. Flood
suitable for: Pound_BS 36W - Pound_BC 34W Pound_S 29W - Pound_Wall 29W

Electronics

O1 | 350 mA | 12,5 W DC

99375	99115	83322
ON/OFF	0/1-10V	DALI/PUSH
1 art.	1 art.	1 art.
138 x 22 x h 21	210 x 48 x h 25	149 x 37 x h 31
29	56	48

T1 | 700 mA | 25 W DC

99147	83008	C-E100016
ON/OFF	0/1-10V, DALI/PUSH	DALI/PUSH
1 art.	1 art.	1 art.
103 x 58 x h 27	124 x 79 x h 22	131 x 44 x h 30
64	84	54

V1 | 950 mA | 35 W DC

99239	83008	99345
ON/OFF	0/1-10V, DALI/PUSH	DALI/PUSH
1 art.	1 art.	1 art.
103 x 58 x h 27	124 x 79 x h 22	210 x 48 x h 28
64	84	56

Finishes

BB Text black R9005
PT Transparent polycarbonate



Residential home
Empordà (Spain)

Interior Design: A&P Interiorismo
(Loles Armengol y Eva Pallarés)

Project:
Studio Gama

Lighting Designer:
Vié Il·Luminació
(@vieluxbcn) Anna Vié

Photography:
Jordi Anguera

EMY

Aluminium body.
Diffuser in microprismatic PMMA.









Emy | V2 | topLED | 1000 mA | 34 W DC



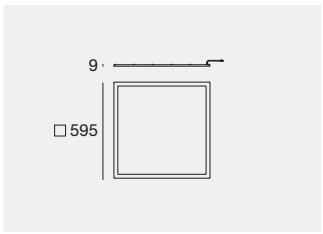

	Fin	Cct	lm S - lm D	Opt
CRI 90				
C01130	**WS**	**W**	4400 - 3569	**DI** (Diffused UGR<19)
		N	4400 - 4007	

Electronics: **FN** (pag 247) | Accessories (pag 247)

Emy | V2 | topLED | 1000 mA | 34 W DC



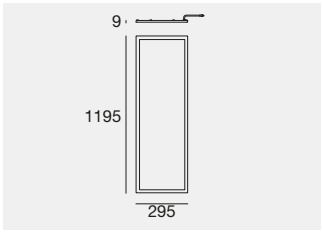

	Fin	Cct	lm S - lm D	Opt
CRI 90				
C01131	**WS**	**W**	4400 - 4021	**DI** (Diffused)
		N	4400 - 4024	

Electronics: **FN** (pag 247) | Accessories (pag 247)

Emy | V2 | topLED | 220-240 V AC | 34 W DC - 40 W AC



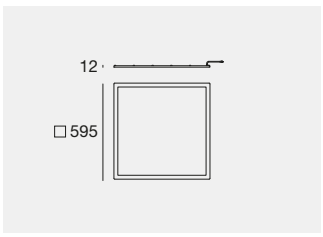

	Fin	Cct	lm S - lm D	Opt
CRI 90				
C01132	**WS**	**N**	4400 - 4380	**DI** (Diffused)

Accessories (pag 247)

Quick installation

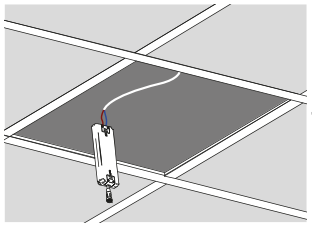

Connection of the Driver
to the electrical mains.

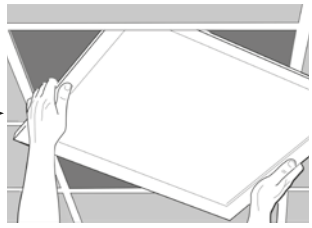

Surface installation on the
modular false ceiling frame

Surface Installation



Accessories



99584 Suspension cables, 4 pcs, L. 1000 mm

suitable for: Emy C01130

Not suitable for Emy C01131 / C01132.



99556 Frame 600×600×50 mm

suitable for: Emy 595x595 mm



99898 Frame 1200x300x70 mm

suitable for: Emy 1195x295 mm

Electronics

FN | 1000 mA | 34 W DC

C-E100045	**C-E100062**
ON/OFF	DALI/PUSH
1 art.	1 art.
100 x 47 x h 27	131 x 43 x h 30
55	53

Finishes	**Cct**
WS Matt white R9003	**W** 3000
	N 4000



LINEAR SYSTEMS

Linear systems range index

Ink system

Ink system Cable

260

Ink system Components

260-261

Ink system LED Strip
NEW

262-263

Ink system_L

264

Ink system_L Comfort
NEW

264

Ink system_LP Comfort
NEW

264

Ink system_MS
NEW

264

Ink system_P
NEW

264

Ink system_P
NEW

265

Ink system_P

265

Ink system_SP

265

Ink system Electronics

266

Node system

Node System_L

280-281

Node System_L Comfort

280

Node System_SP

282

Node System_P

283

Node System_P
NEW

283

Node System_P
NEW

283

Node System_MS
NEW

283

Rubber_O

283

Node System Component
NEW

286-287

Node System Electronics
NEW

288-289

Rubber_O Accessories
NEW

290-291

Modus

Modus_MC

300

Modus_MS

301

Modus_MP

302-303

Modus Flat
NEW

304

Modus Microprismatic

304

Modus Projectors

304

Modus Cell

304

Modus Air Quality Sensor

305

Modus Light PIR Sensor

305

Modus_M

305

Rollip

Rollip_PRO



313

Rollip35_MC



314

Rollip60_MC

NEW



315

Rollip100_MC



316

Rollip35_MF



318

Rollip60_MF

NEW



319

Rollip100_MF



320

Rollip35_MS



322

Rollip60_MS



323

Rollip35_MP



326-327

Rollip60_MP

NEW



328-329

Archicove

Archicove 24V



333

Archicove 220-240V



333

Fylo+

Fylo+ Direct_1



338

Fylo+ Recessed_1



338

Fylo+ Recessed_2



338

Fylo+ Recessed_3



338

Fylo+ Recessed_4



338

Fylo+ Recessed_5



338

Fylo+ Surface_1



339

Fylo+ Surface_2



339

Fylo+ Surface_3



339

Fylo+ Surface_4



339



PATENTED

INK

Rubber conductor cable
Aluminium accessories





LIGHT IN ITS PUREST FORM

Ink redefines the concept of the luminaire, deconstructing and reassembling it to create new design possibilities. Light is stretched and reinterpreted: a slim indirect lighting element spans and illuminates long distances with visual lightness. The same components, combined with the dedicated wall/ceiling profile, create continuous lighting paths that interact with the architecture and shape the space. The cable also serves as the power conductor, allowing the installation of a wide range of lighting modules on its underside, including linear diffused modules, comfort modules with UGR < 19, decorative pendants and adjustable spotlights, also available with Focus optics.



Led Strip

L 1000/5000 mm
12,6W/m DC
2700K-3000K
Diffused

On/Off - DALI2
0/1-10V

WH 50



_L

L 605 mm
22W DC
2700K-3000K
Diffused

On/Off - DALI2
0/1-10V

WH 50



_L/LP Comfort

L 613/1173 mm
11W / 25W DC
2700K-3000K
M.W.Flood UGR<16

On/Off - DALI2
0/1-10V

WH 50



_MS/P

Ø 120 mm
6W DC
2700K-3000K
Diffused

On/Off - DALI2
0/1-10V

WH 50



_P

Ø 170 mm
14W DC
2700K-3000K
Diffused+Diffused

On/Off - DALI2
0/1-10V

WH 50



_P

Ø 35 mm
6W DC
2700K-3000K
M.W.Flood

On/Off - DALI2
0/1-10V

WH 50



_SP

Ø 35/45/52/60 mm
6W/10W/12W/22W DC
2700K-3000K
Flood, M.Flood, M.W.Flood, W.Flood, Focus
On/Off-DALI2-0/1-10V

WH 50



THE ESSENCE OF FORM

In its white finish, Ink expresses its purest essence. The minimalist structure becomes visually lighter, leaving only the rhythm of the compositions and the continuity of the system to emerge. A refined presence that enhances the design through balance, lightness and proportion.

INK. DESIGNED TO ADAPT, ENGINEERED TO EVOLVE.

Ink follows architecture with the naturalness of a continuous line. Thanks to dedicated accessories, the system extends freely across walls, ceilings and tensioned cable installations, adapting to the geometry of the space and transforming light into a compositional element. The minimalist structure, combined with the collection's lighting modules, offers maximum design freedom, creating unique configurations that become distinctive features of the environment.



Every Element Finds Its Place

Every Ink element has been designed to be part of a single, cohesive system. The structure, lighting modules and dedicated accessories combine seamlessly, offering maximum design freedom and outstanding configuration simplicity. This modular approach enables the creation of linear, articulated or fully customised installations, adapting the system to the specific requirements of each project while preserving its distinctive identity.







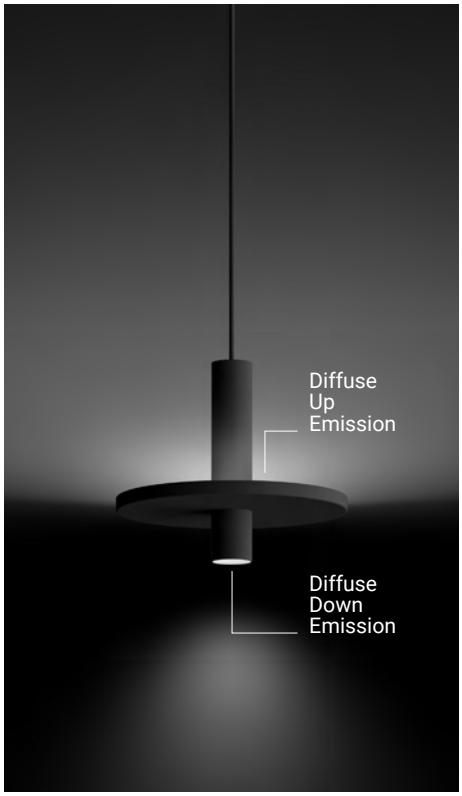

Comfort Linear Module
Top-Level Performance

The Comfort linear module is designed to provide maximum control of light distribution and outstanding visual comfort. The black cell optic reduces perceived luminance, effectively shielding the light source and ensuring superior visual comfort with UGR < 16. Available as a suspended luminaire or integrated directly into the Ink structure, the module is offered in four lengths and four power ratings, delivering up to 2000 lumens.

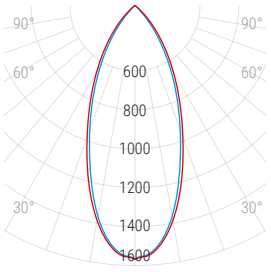

Optic Medium Wide Flood



Ink is movement

To expand the range of possible configurations, small brackets have been introduced for wall or ceiling mounting, allowing the Ink cable to curve and, by securing the LED strip modules, to create alternative lighting effects.




1


2


3



1-4 Private Flat / Palermo (Italy) / *Architectural project and interior design:* Pm architecture - Arch. Piergiorgio Miserendino / *Customised furniture:* ALG - Arredi Legno Giovannelli - Palermo / *Construction work:* LS Building srls - Palermo / *Photography:* Antonio D'Anna **2 Polittico Di San Martino** / Treviglio, Bergamo (Italy) / *Lighting design:* Studio Switch / *Photography:* Andrea Martiradonna **3 Costa Architetti Headquarters** / Catania, Sicily (Italy) / *Architectural project:* Costa Architetti Headquarters

System configuration

Ink system | Cable





IP20

WH	**83412**	5+0,5 m
50	**81410**	5+0,5 m
WH	**83413**	10+0,5 m
50	**81411**	10+0,5 m
WH	**83414**	1 m *
50	**84016**	1 m *

* E.g. **84016** x 13 pieces: cable on spool with total length of 13 metres
Only for surface or recessed mounting (not suspension).

Ink system | Wall/ceiling extruded



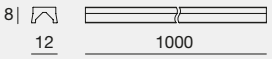

50	**81430**	Kit 2 x
50	**81426**	Kit 5 x

Accessory to be provided for wall/ceiling configurations, to be combined with the Ink System cable.

Ink system | Cross fitting



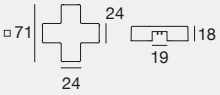

IP20

WH	**83418**	
50	**81418**	

Ink system | L-shaped fitting





IP20

WH	**83419**	
50	**81419**	

Ink system | T-shaped fitting



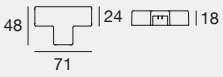

IP20

WH	**83420**	
50	**81420**	

Ink system | Wall/ceiling sealing cap





IP20

WH	**83421**	
50	**81421**	

Ink system | 60x60 mounting bracket



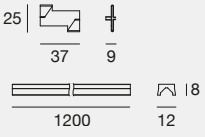

IP20

		Kit
50	**84010**	3 brackets x 2 profiles
50	**84011**	3 brackets x 5 profiles

Suitable for installing Ink System on the structure of 60 × 60 cm modular suspended ceilings.
To be completed with the Ink system cable.

Finishes

WH Text white R9003
50 5 gloss matt black R9005

Ink system | Swivel wall fixing



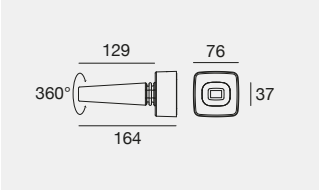

IP20

WS **83424** 2 x kit
50 **81423** 2 x kit

Ink system | Cardboard fixing



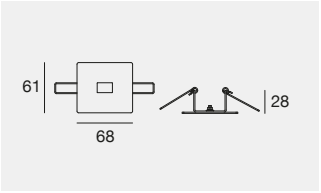

IP20

WH **83423** 2 x kit
50 **81422** 2 x kit

Ink system | Steel support and cable

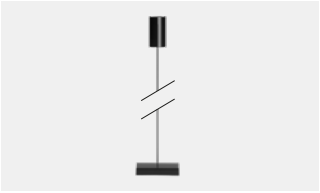

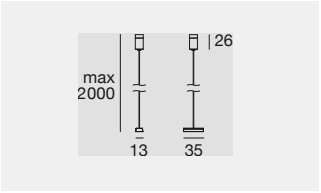

WH **83425**
50 **81425**

Ink system | Steel support and cable

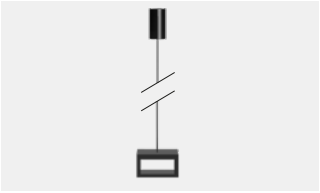

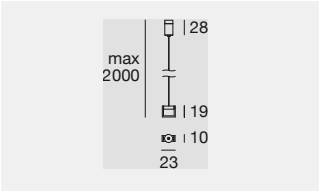

WH **83427**
50 **83426**

The pass-through support allows the continuity of the strip module.

Ink system | Clips for curves



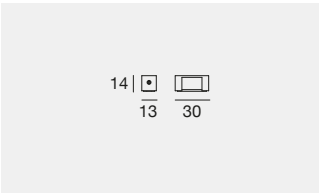

IP20

WH **83422** 2 x kit
50 **84017** 2 x kit

Accessories

Ink system | Cable shear



81427

Finishes

WH Text white R9003
50 5 gloss matt black R9005



Light modules

Ink system | 24 V DC | LED Strip



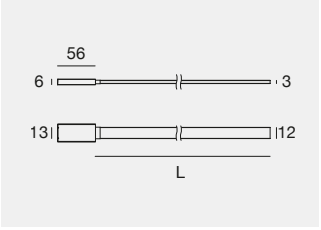

	Cct	lm S - lm D	Opt
CRI 90 - Hi-Flux 12,6 W/m DC			
L 1000			
50 **82949**	**M**	1435 - 1081	**00** (Diffused)
	W	1510 - 1138	
L 2500			
50 **82950**	**M**	3588 - 2703	
	W	3777 - 2845	
L 5000			
50 **82951**	**M**	7166 - 5405	
	W	7544 - 5690	

	Cct	lm S/m - lm D/m	Opt	L
CRI 90 - Hi-Flux 12,6 W/m DC				
C0060	**M**	1435 - 1081	**DI**	**01019** (1,019 m - 12,6 W)
	W	1510 - 1138		**02519** (2,519 m - 31,5 W)
				05019 (5,019 m - 63 W)





Ink system | 24 V DC | LED Strip | Point To Point DALI



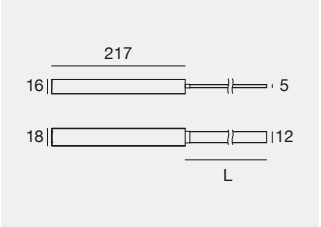

C.V. IP40 PTP DALI

	Cct	Im S - Im D	Opt
CRI 90 - DALI - Hi-Flux 12,6 W/m DC			
L 1000			
50 **83987**	**W**	1510 - 1138	**00** (Diffused)
L 2500			
50 **83988**	**W**	3777 - 2845	
L 5000			
50 **83989**	**W**	7544 - 5690	

Finishes	Cct
50 5 gloss matt black R9005	**W** 3000

Ink system_L | 24 V DC | Linear Diffused Light Module



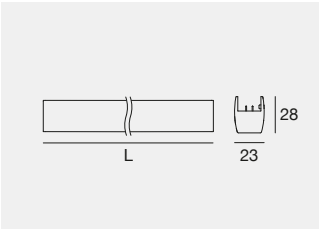

	Cct	lm S - lm D	Opt
L 605 mm - CRI 90 - 22 W DC			
WH **77588**	**M**	1976 - 751	**00** (Diffused)
50 **82916**	**W**	2081 - 791	

Ink system_L Comfort | 24 V DC | Anti-glaring Linear Module



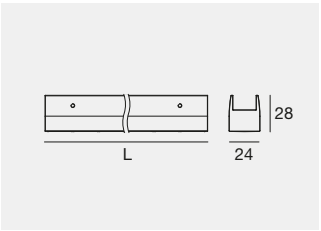

	Fin	Cct	lm S - lm D	Opt
L 613 mm - CRI 90 - 11 W DC				
C01347	WH	**M**	1375 - 832	**MW** (42° UGR<16)
	50	**W**	1430 - 882	
L 1173 mm - CRI 90 - 25 W DC				
C01348	WH	**M**	3125 - 1880	**MW** (42° UGR<16)
	50	**W**	3250 - 2007	

Ink system_LP Comfort | 24 V DC | Anti-glaring Linear Suspension



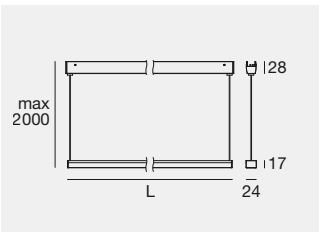

	Fin	Cct	lm S - lm D	Opt
L 843 mm - CRI 90 - 17 W DC				
C01349	WH	**M**	2125 - 1276	**MW** (42° UGR<16)
	50	**W**	2210 - 1365	
L 1123 mm - CRI 90 - 22 W DC				
C01350	WH	**M**	2750 - 1651	**MW** (42° UGR<16)
	50	**W**	2860 - 1766	

Ink system_MS | 24 V DC | Glass Sphere Module



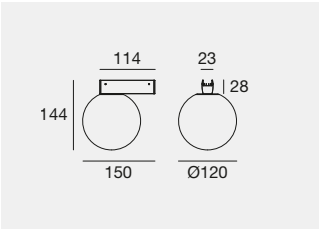

	Fin	Cct	lm S - lm D	Opt
Ø 120 mm - CRI 90 - 6 W DC				
C01409	WH	**M**	818 - 577	**DI** (Diffused)
	50	**W**	858 - 606	

Ink system_P | 24 V DC | Glass Sphere Pendant Module



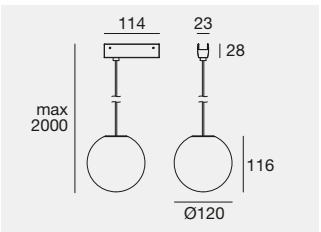

	Fin	Cct	lm S - lm D	Opt
Ø 120 mm - CRI 90 - 6 W DC				
C01410	WH	**M**	818 - 577	**DI** (Diffused)
	50	**W**	858 - 606	

Module _L Comfort C01347 / C01348



Module _LP Comfort C01349 / C01350

Ink system_P | 24 V DC | Direct/Indirect Pendant Module



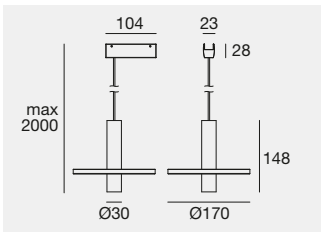

C.V. IP40 NEW

	Fin	Cct	lm S - lm D	Opt
Ø 170 mm - CRI 90 - 14 W DC				
C01497	**WH**	**M**	1212 - 914	**DI** (Diffused + diffused)
	50	**W**	1256 - 949	

Ink system_P | 24 V DC | Cylinder Pendant Module



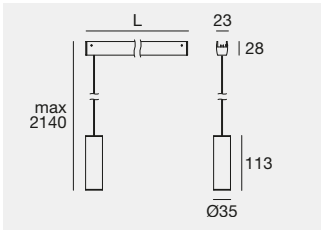

C.V. IP40

	Cct	lm S - lm D	Opt
L 104 mm - CRI 90 - 6 W DC			
WH **77593** HC	**M**	674 - 445	**45** (47°)
50 **82926** HC	**W**	709 - 468	
L 225 mm - CRI 90 - DALI - 6 W DC			
50 **83979** HC	**W**	709 - 468	**45** (47°)

Ink system_SP | 24 V DC | Projector Module



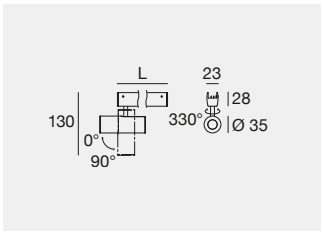

C.V. IP40

	Cct	lm S - lm D	Opt
L 104 mm - CRI 90 - 6 W DC			
WH **77594** HC	**M**	674 - 418	**10** (21°)
50 **82922** HC	**W**	709 - 440	**30** (31°)
			45 (42°)
L 225 mm - CRI 90 - DALI - 6 W DC			
50 **83975** HC	**W**	709 - 440	**10** (21°)
			30 (31°)
			45 (42°)

Ink system_SP | 24 V DC | Projector Projector Module



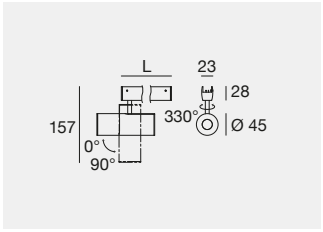

C.V. IP40

	Cct	lm S - lm D	Opt
L 104 mm - CRI 90 - 10 W DC			
WH **77595** HC	**M**	1015 - 655	**30** (31°)
50 **83946** HC	**W**	1068 - 690	**45** (42°)
L 225 mm - CRI 90 - DALI - 10 W DC			
50 **83976** HC	**W**	1068 - 690	**30** (31°)
			45 (42°)

Ink system_SP Focus | 24 V DC | Focus Projector Module



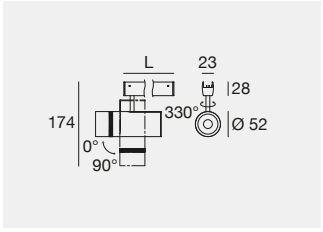

C.V. IP40

	Cct	lm S - lm D	Opt
L 104 mm - CRI 90 - 12 W DC			
WH **77596**	**M**	1173 - On req	**85** (16°-35°)
50 **83947**	**W**	1234 - On req	
L 225 mm - CRI 90 - DALI - 12 W DC			
50 **83977**	**W**	1234 - On req	**85** (16°-35°)

Ink system_SP | 24 V DC | Projector Module



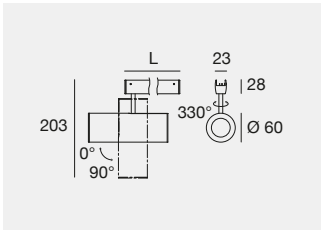

C.V. IP40

	Cct	lm S - lm D	Opt
L 114 mm - CRI 90 - 22 W DC			
WH **77597** HC	**M**	2407 - 1877	**20** (20°)
50 **83948** HC	**W**	2534 - 1976	**35** (36°)
			60 (62°)
L 225 mm - CRI 90 - DALI - 22 W DC			
50 **83978** HC	**W**	2534 - 1976	**20** (20°)
			35 (36°)
			60 (62°)

Finishes

WH Text white R9003
50 5 gloss matt black R9005

Cct

M 2700
W 3000

Electronics

Ink system | ON/OFF driver with cover | 220-240 V AC



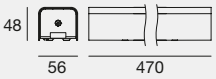

C.V. IP20

WH	**83415**	120 W	Canopy for wall or ceiling installation
50	**81413**	120 W	
WH	**83416**	180 W	
50	**81414**	180 W	

The 83415 / 81413 (120W) canopy allows Ink to be powered from both sides.

Ink system | ON/OFF driver with cover | 220-240 V AC





C.V. IP20

WH	**83429**	120 W	L 465	Ceiling power supply for overhead installation. * 2m cable included
50	**83428**	120 W	L 465	
WH	**83431**	180 W	L 510	
50	**83430**	180 W	L 510	

Ink system | Junction box



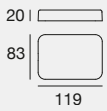

IP20

WH	**83417**	Junction box
50	**81424**	

Ink system | Remote ON/OFF driver | 220-240 V AC



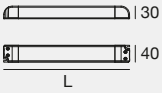

C.V. IP20

WH	**81416**	300 mm	120 W - Output 24 V DC
WH	**81417**	345 mm	180 W - Output 24 V DC

Ink system | Dimmer converter | DALI PUSH | 0/1-10V



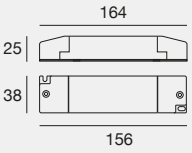

C.V. DALI PUSH DALI 1-10V C.V. IP20

WH	**83042**	288 W Max - Input 24 V DC

To be completed with driver 24 V DC

Ink system | Remote converter | DALI 2 PointToPoint



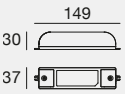

C.V. DALI2 PTP DALI IP20

WH	**84018**	180 W Max - Input 24 V DC

To be completed with driver 24 V DC

Finishes

WH Text white R9003
50 5 gloss matt black R9005



NODE SYSTEM



BEYOND ALL LIMITS. MODULAR LIGHT WITHOUT BORDERS.

DALI 2 48V

Node System is i-LèD's linear lighting system, designed to overcome any architectural constraint while enabling the creation of unique and distinctive lighting compositions. The range includes single- and double-emission lighting modules in various lengths, with either diffuse emission or Comfort optics featuring black cells for UGR < 19, as well as spotlights and pendant luminaires for maximum design freedom. All modules rotate through 360°, allowing precise light orientation to meet the specific requirements of each project. A comprehensive range of dedicated accessories further expands the system's installation possibilities, enabling a wide variety of compositions and application scenarios. The combination of unrestricted movement, modularity and installation versatility makes Node System an exceptionally flexible design platform, capable of adapting to the most diverse application environments. Structure, accessories and lighting modules in aluminium, polycarbonate diffusers.



ONE CLICK CONNECTION

Node System is designed to offer a quick and safe connection through an innovative modular structure. Assembly is instant, the light modules are connected with a simple click, for rapid, user-friendly installation. Once positioned and adjusted, the linear modules are fastened with the safety grub screw to guarantee maximum security. Electrical current and the DALI2 signal transmission are managed by the revolutionary Pogo Pin, precision spring contacts that ensure stable and uninterrupted transmission. This cutting-edge technology eliminates the need for complex wiring, enabling clean, compact installations. The result is a flexible, high-performance lighting system, perfect for professional and residential applications.



360° ROTATION

The diffuse linear modules, combined with the dedicated accessories, can be freely oriented in any direction, rotating through 360° without constraints. This versatility allows light distribution to be tailored to the specific requirements of each project, adapting the system to a wide range of installation configurations. Available in lengths of 1188 mm and 1748 mm, with power ratings from 23 W DC to 32 W DC, the diffuse linear modules expand the compositional possibilities of Node System, offering designers maximum creative freedom.

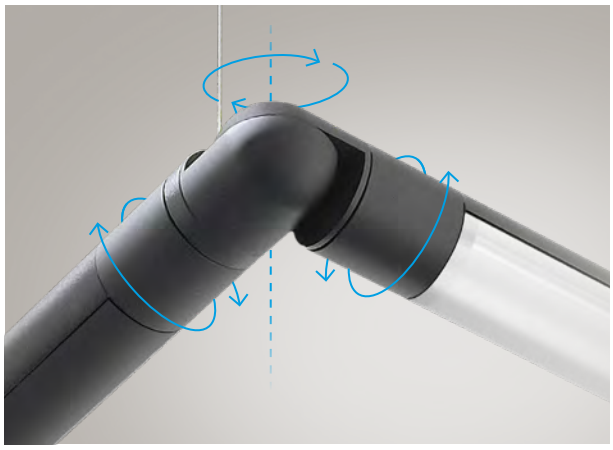

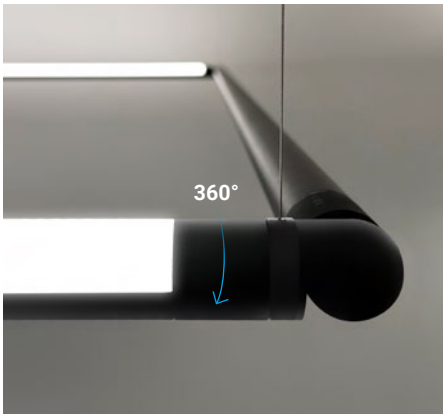

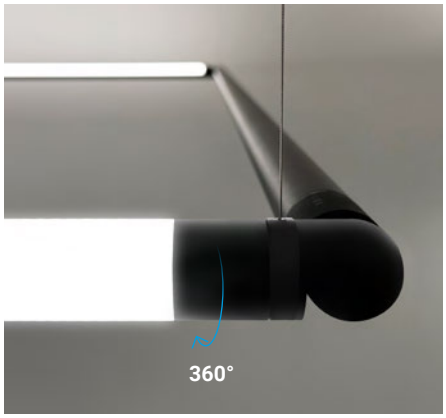

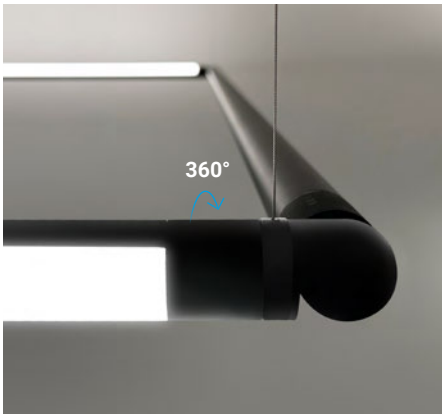

The Node System simplifies installation with an ultra-fast connection system. The light modules can rotate 360° without interruption.

DIFFUSE MODULE INSTALLATION

4 x 23W DC modules - length 1188 mm
3000K - CRI90 **(76374W00)**

Room measurements 4x4 m height 3 m
Installation height 2.2 m

Calculation area: 0.80 m from the ground
A Downlight
Average illuminance $\bar{E}_m$= 520 lx
B Uplight
Average illuminance $\bar{E}_m$= 410 lx





COMFORT LIGHT MODULE

The Comfort linear module is designed to provide maximum control of light distribution through its black cell optic, which dramatically reduces glare while ensuring UGR < 19. Available in both single- and double-emission versions, with lengths ranging from 1188 mm (24W/48W DC) to 1748 mm (32W/64W DC), it can be installed on walls, ceilings or as a suspended luminaire thanks to a comprehensive range of dedicated accessories. An ideal solution for office environments and all applications where lighting quality and visual comfort are essential design requirements.



Room 4x4 m / Room height 2.8 m / Adjustable desk 1000x600 mm / Light assembly height from ground 2.8 m / Single emission module L.1188 mm - 24W DC - 3000K - CRI90 **(76381W50)**

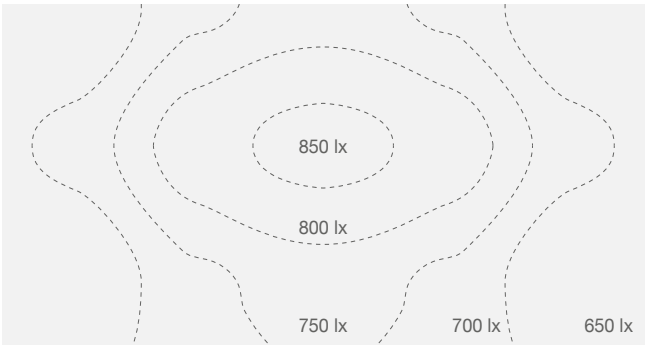

B Reference height 1190 mm / Average lighting on worktop $\bar{E}_m$= 730 lx

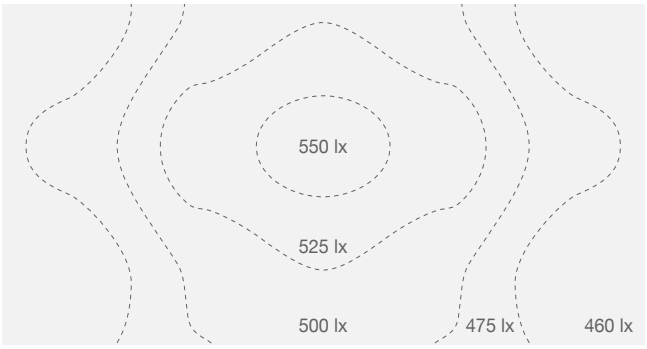

A Reference height 740 mm / Average lighting on worktop $\bar{E}_m$= 500 lx



Optical group of the direct part of the Comfort module, single and double emission



Diffused indirect source of the Comfort module with double emission



The Comfort linear module with double emission is ideal for office applications, ensuring correct illuminance on the worktop with values above 500 lx while the Comfort optical cells guarantee an UGR value of <19.

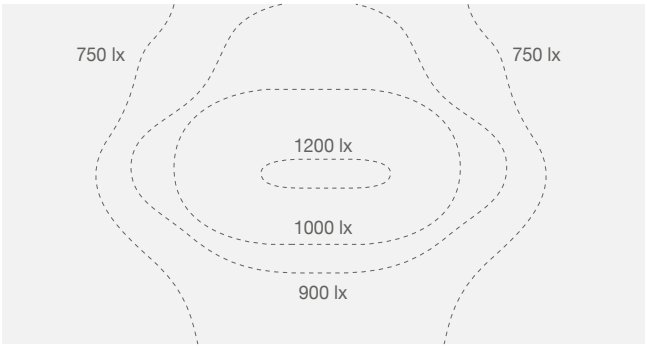

Room 5x5 m / Room height 3 m / Desk 1600x800 mm
Light assembly height from ground 2 m / Module **(76385W61)**

























NODE SYSTEM DESIGNED TO TACKLE ANY ARCHITECTURAL CHALLENGE

Node System offers a comprehensive range of accessories and light modules designed to extend the compositional possibilities. With wall-mounted, ceiling-mounted or suspended installations, each element has been developed to meet specific technical requirements, transforming the system into a versatile and highly customisable solution. The combination of the various components makes it possible to create unique environments while maintaining aesthetic and functional consistency.

48V

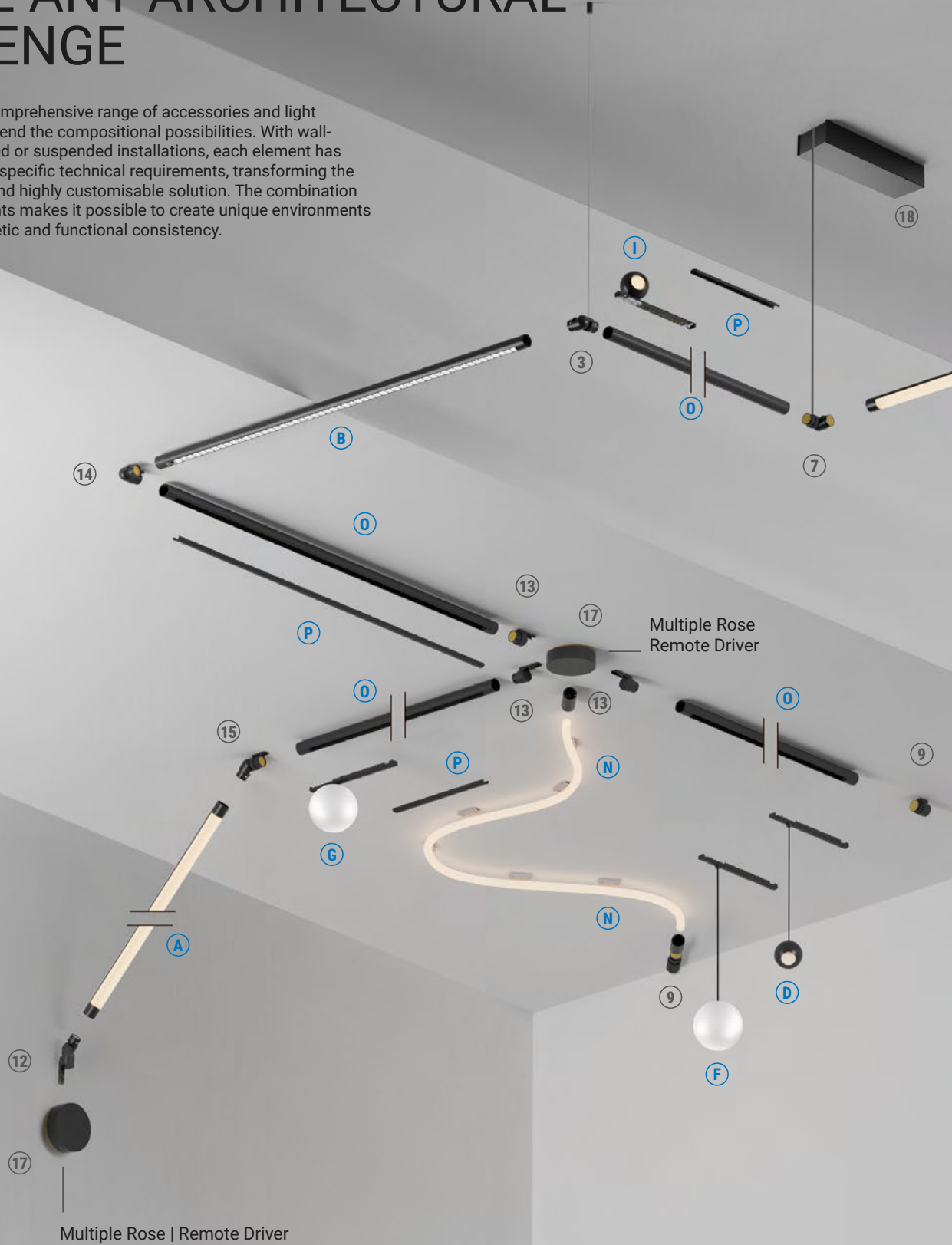

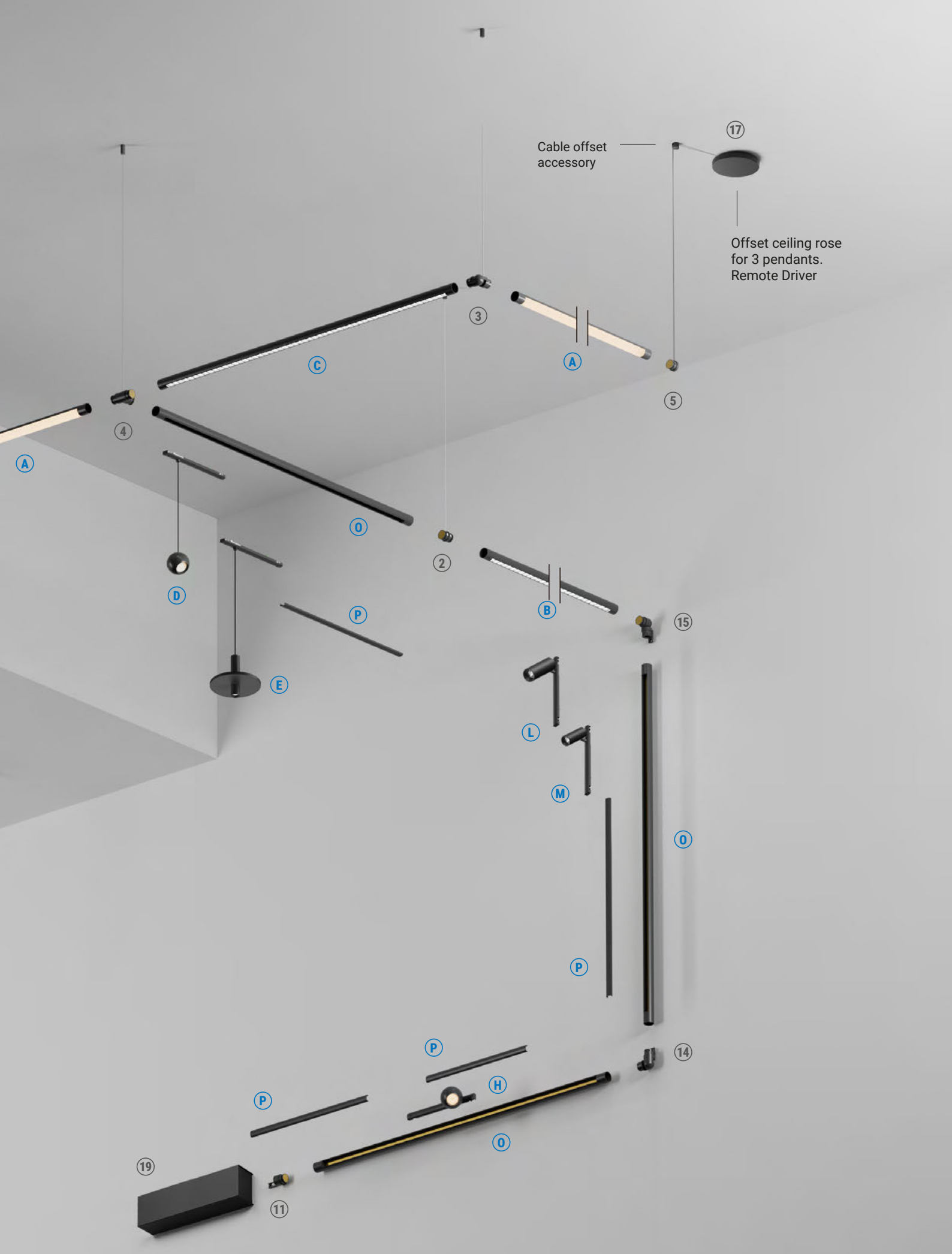
Cable offset accessory
17
Offset ceiling rose for 3 pendants. Remote Driver
3
C
A
5
4
A
O
2
D
B
15
P
E
L
M
O
P
P
14
H
P
O
19
11

LIGHT MODULES

48V

A



Diffused light module 23W DC to 32W DC
L 1188 mm / L 1748 mm

B



Comfort UGR<19 micro-cell module
24W DC to 33W DC
L 1188 mm / L 1748 mm

C



Comfort UGR<19 micro-cell module
+ indirect diffused light
48W DC to 64W DC
L 1188 mm / L 1748 mm

D



Suspended adjustable projector
module 5W / 6W DC - Ø 70 mm

E



Suspended double-emission
module 14W DC - Ø 170 mm

F



Suspended glass sphere
module 7W DC - Ø 120 mm

G



Glass sphere module
7W DC - Ø 120 mm

H



Adjustable projector module
5W / 6W DC - Ø 70 mm

I



Adjustable projector module
10W / 11W DC - Ø 80 mm

L



Cylindrical projector module
10W DC - Ø 45 mm

M



Cylindrical projector module
5W DC - Ø 35 mm

ELECTRIFIED TRACK MODULE

N



Rubber_O flexible module from 30W DC to 120W DC.
L 2500 mm / L 5000 mm / L 10000 mm

The fixture only allows the electrical connection on one side and must be completed with the relevant Rubber_O accessories.

O



Electrified track module for projectors. It can be used as an electrified blind module (to be combined with the Track Cover accessory):
L 629 mm max 2 luminaires
L 1188 mm max 4 luminaires
L 1748 mm max 6 luminaires

P



Accessory cover for track module. It can be cut according to the number of luminaires installed:
L 1119 mm / L 1679 mm

JUNCTION & CONNECTION ACCESSORIES



Suspended blanking cap

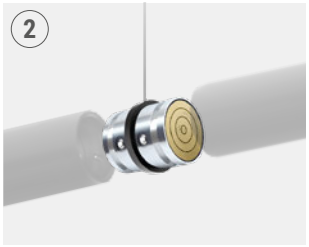

Suspended linear joint

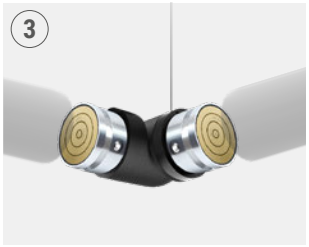

Suspended adjustable joint (horizontal axis)



Suspended T-shaped joint



Suspended line power supply plug



Suspended central power supply joint

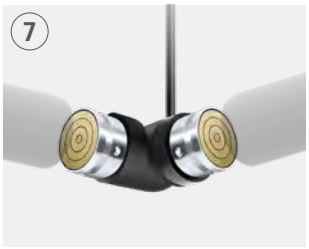

Power supply on suspended adjustable joint (horizontal axis)



Suspended T-shaped power supply joint



Wall/ceiling blanking cap



Wall/ceiling linear joint

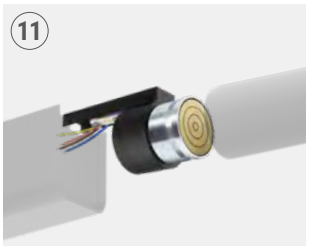

Connector, for power supply for driver with wall/ ceiling cover

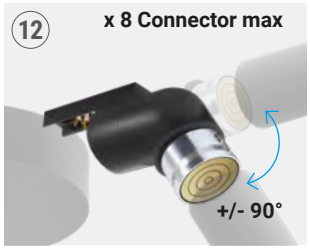

Adjustable connector for multiple rose (vertical axis)

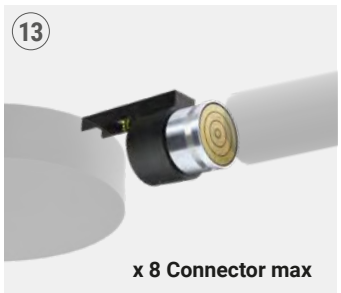

Connector for power supply from multiple rosette



Wall/ceiling adjustable joint (horizontal axis)

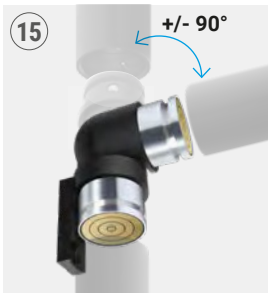

Wall/ceiling adjustable joint (vertical axis)



Wall/ceiling T-shaped joint



Multiple Rose, max. 8 connections, Offset Roses & Accessories | Remote Driver

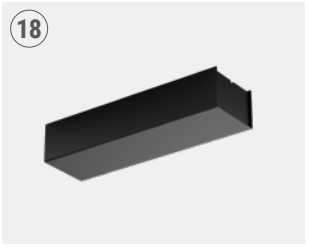

ON/OFF driver with cover for suspended or wall/ceiling configuration



ON/OFF Driver with Cover + Dimmer Ready for Suspended or Wall/Ceiling System Configurations

The connectors allow electrical continuity between the linear modules, however, it is possible to interrupt the line from one of the two poles with the accessory provided.

Node System_L | 48V DC | Diffused light linear module



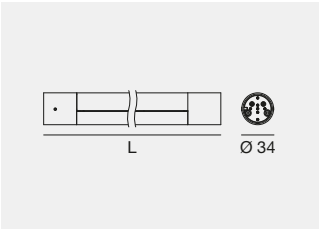

	Cct	Im S - Im D	Opt
L 1188 mm - CRI 90 - 23 W DC			
WH **76374**	**M**	3624 - 2108	**00** (Diffused)
BB **76375**	**W**	3826 - 2197	
L 1748 mm - CRI 90 - 31 W DC			
WH **76376**	**M**	5436 - 2810	
BB **76377**	**W**	5739 - 2928	
L 1188 mm - CRI 90 - DALI2 - 24 W DC			DALI 2
WH **76398**	**M**	3624 - 2108	**00** (Diffused)
BB **76399**	**W**	3826 - 2197	
L 1748 mm - CRI 90 - DALI2 - 32 W DC			
WH **76400**	**M**	5436 - 2810	
BB **76401**	**W**	5739 - 2928	

Node System_L Comfort | 48V DC | Anti-glaring linear module



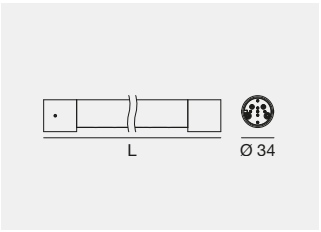

	Cct	Im S - Im D	Opt
L 1188 mm - CRI 90 - 24 W DC			
WH **76380**	**M**	3556 - 2093	**50** (49° UGR<19)
BB **76381**	**W**	3754 - 2180	
L 1748 mm - CRI 90 - 32 W DC			
WH **76382**	**M**	5334 - 2766	
BB **76383**	**W**	5631 - 2881	
L 1188 mm - CRI 90 - DALI2 - 25 W DC			DALI 2
WH **76404**	**M**	3556 - 2093	**50** (49° UGR<19)
BB **76405**	**W**	3754 - 2180	
L 1748 mm - CRI 90 - DALI2 - 33 W DC			
WH **76406**	**M**	5334 - 2766	
BB **76407**	**W**	5631 - 2881	

Node System_L Comfort | 48V DC | Double emission linear module



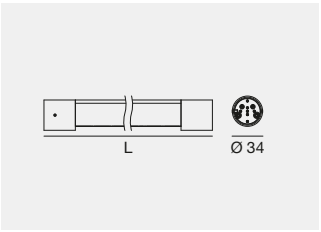

	Cct	Im S - Im D	Opt
L 1188 mm - CRI 90 - 48 W DC			
WH **76384**	**M**	7142 - 4640	**61** (49° UGR<19+Diff)
BB **76385**	**W**	7540 - 4833	
L 1748 mm - CRI 90 - 63 W DC			
WH **76386**	**M**	10713 - 6132	
BB **76387**	**W**	11310 - 6387	
L 1188 mm - CRI 90 - DALI2- 49 W DC			DALI 2
WH **76408**	**M**	7142 - 4640	**61** (49° UGR<19 +Diff)
BB **76409**	**W**	7540 - 4833	
L 1748 mm - CRI 90 - DALI2 - 64 W DC			
WH **76410**	**M**	10713 - 6132	
BB **76411**	**W**	11310 - 6387	



The 76385W61 double emission linear module is ideal for office applications, ensuring correct illuminance on the worktop with values above 500lx while the Comfort optical cells guarantee an UGR value of <19.

Finishes	Cct
WH Text white R9003	**M** 2700
BB Text black R9005	**W** 3000

Node System_L | 48V DC | Electrified track module



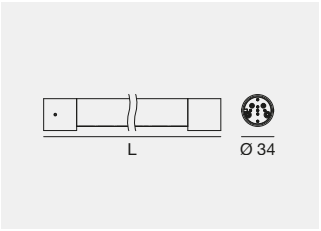

WH	**83309**	L 629 mm	max 2 x spotlights or suspension
BB	**83310**	L 629 mm	max 2 x spotlights or suspension
WH	**83311**	L 1188 mm	max 4 x spotlights or suspension
BB	**83312**	L 1188 mm	max 4 x spotlights or suspension
WH	**83313**	L 1748 mm	max 6 x spotlights or suspension
BB	**83314**	L 1748 mm	max 6 x spotlights or suspension

Node System_L | Track cover



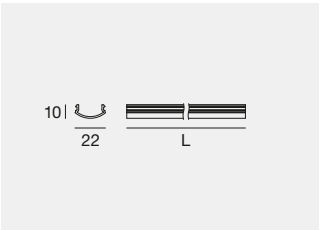

WH	**83316**	L 1119 mm
BB	**83317**	L 1119 mm
WH	**83318**	L 1679 mm
BB	**83319**	L 1679 mm

FREEDOM OF MOVEMENT AND TOTAL ACCURACY

The track module provides maximum freedom in positioning and aiming the spotlights thanks to longitudinal sliding along the profile and rotational adjustment. Combined with the spotlight modules, it enables precise control of light distribution, making it particularly suitable for suspended installations designed to illuminate vaults, ceilings and architectural surfaces.



HOW MANY LIGHT MODULES CAN I INSTALL?



629-mm electrified track module
max 2 (spotlights, glass sphere module or pendants)



1188-mm electrified track module
max 4 (spotlights, glass sphere module or pendants)



1748-mm electrified track module
max 6 (spotlights, glass sphere module or pendants)

Finishes

WH Text white R9003
BB Text black R9005

Node System_SP | 48V DC | Cylindrical projector module



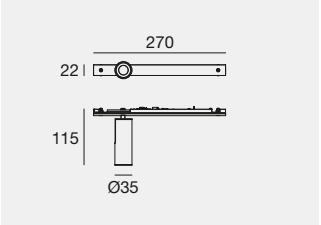

	Fin		Cct	Im S - Im D	Opt	
CRI 90 - 5 W DC						
C01399	**WH**		**M**	633 - 363	**ML**	(32°)
	BB		**W**	654 - 388	**MW**	(42°)

Node System_SP | Anti-glare ring





WH **C-U300049**
BB **C-U300048**

Anti-glare ring for cylindrical projector **C01399**

Node System_SP | 48V DC | Cylindrical projector module



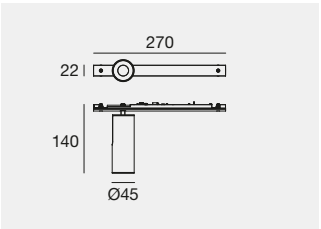

	Fin		Cct	Im S - Im D	Opt	
CRI 90 - 10 W DC						
C01400	**WH**		**M**	1040 - 820	**ML**	(32°)
	BB		**W**	1073 - 862	**MW**	(42°)

Node System_SP | Anti-glare ring





WH **C-U300051**
BB **C-U300050**

Anti-glare ring for cylindrical projector **C01400**

Node System_SP | 48V DC | Sphere projector module



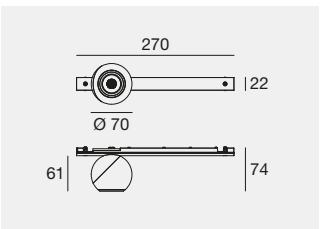

	Cct	Im S - Im D	Opt	
CRI 90 - 5 W DC				
WH **76420**	**M**	603 - 543	**15**	(17°)
BB **76421**	**W**	621 - 559	**35**	(34°)
			60	(63°)
CRI 90 - DALI2 - 6 W DC				DALI 2
WH **76424**	**M**	603 - 543	**15**	(17°)
BB **76425**	**W**	621 - 559	**35**	(34°)
			60	(63°)

Node System_SP | 48V DC | Sphere projector module



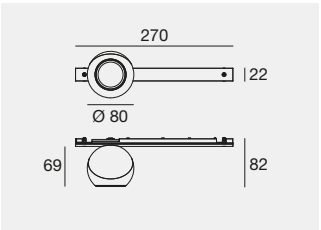

	Cct	Im S - Im D	Opt	
CRI 90 - 10 W DC				
WH **76422**	**M**	959 - 863	**15**	(16°)
BB **76423**	**W**	988 - 889	**35**	(34°)
			60	(58°)
CRI 90 - DALI2- 11 W DC				DALI 2
WH **76426**	**M**	959 - 863	**15**	(16°)
BB **76427**	**W**	988 - 889	**35**	(34°)
			60	(58°)

Node System_P | 48V DC | Pendant projector module



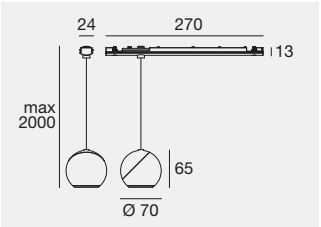

	Cct	lm S - lm D	Opt
CRI 90 - 5 W DC			
WH **76428**	**M**	603 - 543	**15** (17°)
BB **76429**	**W**	621 - 559	**35** (34°)
			60 (63°)
CRI 90 - DALI2- 6 W DC			DALI 2
WH **76432**	**M**	603 - 543	**15** (17°)
BB **76433**	**W**	621 - 559	**35** (34°)
			60 (63°)

Node System_P | 48V DC | Direct + indirect pendant module



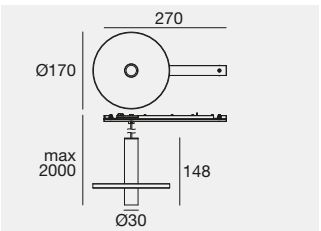

	Fin	Cct	lm S - lm D	Opt
CRI 90 - 14 W DC				
C01515	WH	**M**	1212 - 914	**DI** (Diffused)
	BB	**W**	1256 - 949	

Node System_MS | 48V DC | Glass sphere module



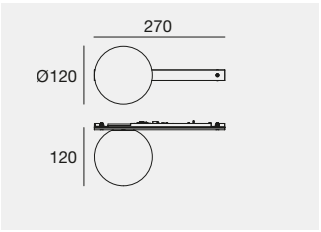

	Fin	Cct	lm S - lm D	Opt
CRI 90 - 7 W DC				
C01403	WH	**M**	818 - 576	**DI** (Diffused)
	BB	**W**	858 - 605	

Node System_P | 48V DC | Glass sphere pendant module



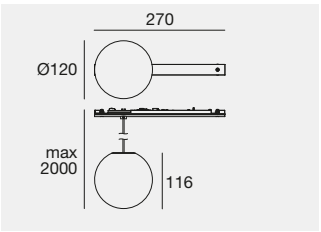

	Fin	Cct	lm S - lm D	Opt
CRI 90 - 7 W DC				
C01404	WH	**M**	818 - 576	**DI** (Diffused)
	BB	**W**	858 - 605	

Rubber_O | 48V DC | Flexible diffuse lighting module



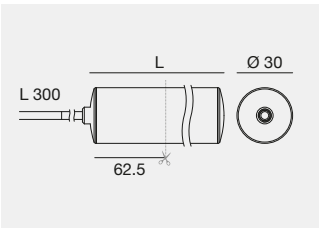

	Cct	lm S/m - lm D/m	Opt	L
CRI 90 - 12 W/m				
C0020	**M**	3845 - On req	**DI**	**02517** (2,5 m - 30 W)
	W	4135 - On req		**05017** (5 m - 60 W)
	N	4425 - On req		**10017** (10 m - 120 W)

Electronics: **EK** (pag 291) | Accessories (pag. 290-291)

The Rubber_O module can be only be used in the wall/ceiling installations (it cannot be installed on pendant configurations). Use the following connection accessories to join Rubber_O to the system: **83297**, **83298** (On-Off) or **83305**, **83306** (DALI2).







ROTATION ON EVERY AXIS

The head of the Node System projectors can be easily adjusted on all the axes, obtaining extremely precise points of light. The intuitive orientation on every axis ensures optimal customisation of the lighting, adapting it to the specific needs of every environment.



350° head rotation

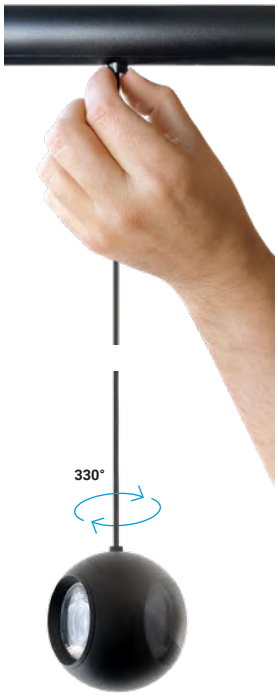

330° rotation of the cable





Node System | Suspended blanking cap



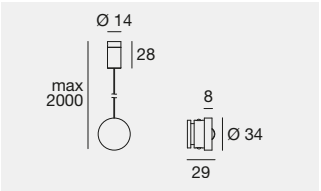

IP20

WH **83281**
BB **83282**

Node System | Suspended linear joint



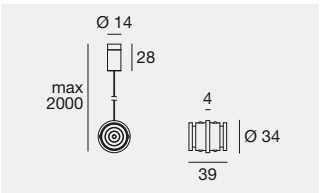

IP20

WH **83275**
BB **83276**

With the special accessory included, it is possible to stop the line from one of the two poles.

Node System | Suspended adjustable joint (horizontal axis)



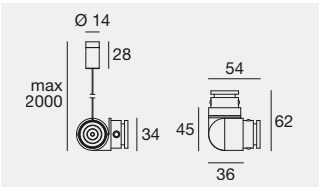

IP20

WH **83271**
BB **83272**

With the special accessory included, it is possible to stop the line from one of the two poles.

Node System | Suspended T-shaped joint



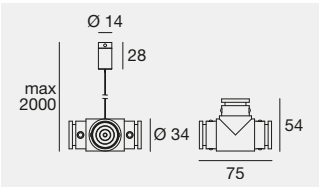

IP20

WH **C-U500010**
BB **C-U500011**

With the special accessory included, it is possible to stop the line from one of the two poles.

Node System | Suspended plug with power supply cable



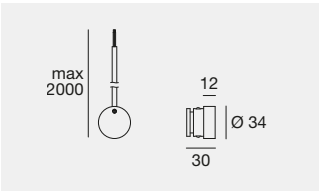

IP20

WH **83279**
BB **83280**

To be completed with: driver with cover - pendant (pag. 288).

Node System | Suspended joint with power supply cable



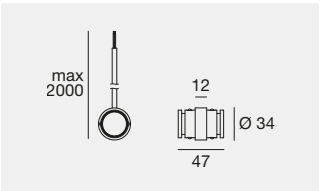

IP20

WH **83277** Input 48V DC
BB **83278** Input 48V DC

With the special accessory included, it is possible to stop the line from one of the two poles.
To be completed with: driver with cover - pendant (pag. 288).

Node System | Suspended joint with power supply cable



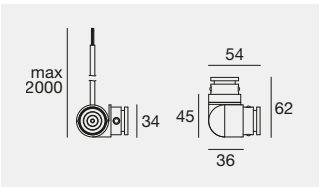

IP20

WH **83273** Input 48V DC
BB **83274** Input 48V DC

With the special accessory included, it is possible to stop the line from one of the two poles.
To be completed with: driver with cover - pendant (pag. 288).

Node System | Suspended T-shaped joint with power supply cable



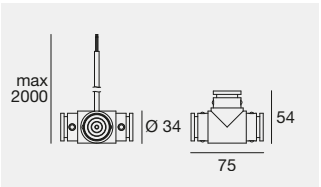

IP20

WH **C-U500012**
BB **C-U500013**

With the special accessory included, it is possible to stop the line from one of the two poles.
To be completed with: driver with cover - pendant (pag. 288).

Finishes

WH Text white R9003
BB Text black R9005

Node System | Wall/ceiling blanking cap



IP20

WH **83287**
BB **83288**

Node System | Wall/ceiling linear joint



IP20

WH **83291**
BB **83292**

With the special accessory included, it is possible to stop the line from one of the two poles.

Node System | Wall/ceiling adjustable joint (horizontal axis)

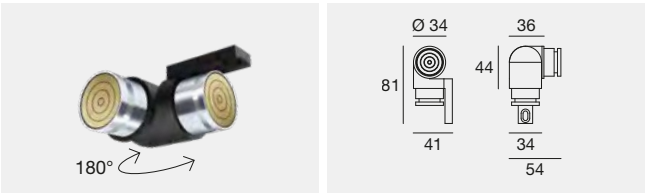

IP20

WH **83283**
BB **83284**

With the special accessory included, it is possible to stop the line from one of the two poles.

Node System | Wall/ceiling adjustable joint (vertical axis)

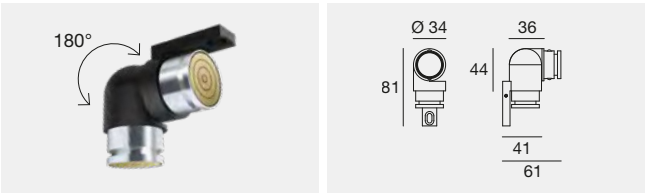

IP20

WH **83285**
BB **83286**

With the special accessory included, it is possible to stop the line from one of the two poles.

Node System | Wall/ceiling T-shaped joint

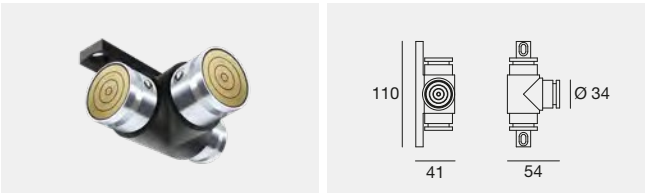

IP20

WH **C-U500008**
BB **C-U500009**

With the special accessory included, it is possible to stop the line from one of the two poles.

Node System | Connector for multiple rose

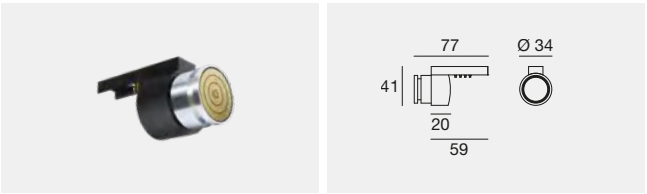

IP20

WH **83295**
BB **83296**

The line can be interrupted with the relevant accessory included.
To be completed with: multiple rose.

Node System | Adjustable connector for multiple rose (vertical axis)

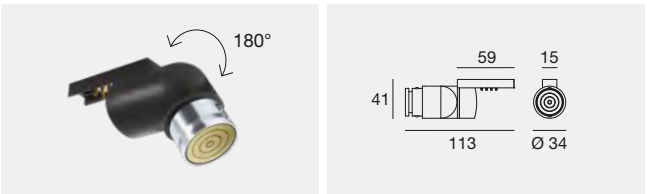

IP20 NEW

WH **C-U500014**
BB **C-U500015**

The line can be interrupted with the relevant accessory included.
To be completed with: multiple rose.

Node System | Connector for Driver with wall/ceiling cover



IP20

WH **83293**
BB **83294**

To be completed with: driver with cover - wall/ceiling (pag. 288).

Finishes

WH Text white R9003
BB Text black R9005

Node System | ON/OFF driver with cover



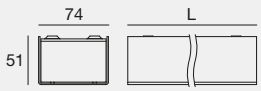

C.V. IP20 NEW

WH	**C-F300066**	L 251 mm - 150W - Output 48V DC - Input 220-240V AC
BB	**C-F300067**	L 251 mm - 150W - Output 48V DC - Input 220-240V AC
WH	**C-F300068**	L 275 mm - 250W - Output 48V DC - Input 220-240V AC
BB	**C-F300069**	L 275 mm - 250W - Output 48V DC - Input 220-240V AC

The ON/OFF driver with cover, combined with the dedicated accessories, provides power to the system in wall-mounted, ceiling-mounted and suspended configurations.

Node System | ON/OFF Driver with Cover + Dimmer Ready



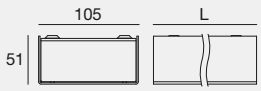

C.V. IP20 NEW

WH	**C-F300070**	L 255 mm - 150W - Output 48V DC - Input 220-240V AC
BB	**C-F300071**	L 255 mm - 150W - Output 48V DC - Input 220-240V AC
WH	**C-F300072**	L 279 mm - 250W - Output 48V DC - Input 220-240V AC
BB	**C-F300073**	L 279 mm - 250W - Output 48V DC - Input 220-240V AC

The ON/OFF driver with cover, combined with the dedicated accessories, provides power to the system in wall-mounted, ceiling-mounted and suspended configurations. **The cover also allows the integration of dimmers C-E700038 and C-E700039** (pag. 289).

Node System | Multiple rose max 8 connections



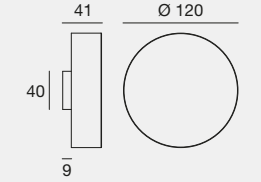

IP20

WH	**83254**	Input 48V DC
BB	**83255**	Input 48V DC

To be completed with a remote power supply driver (pag. 289).

Node System | Suspension offset rose 1 outlet



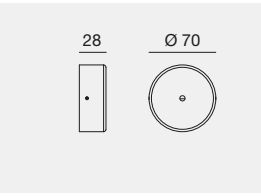

IP20 NEW

WH	**C-F300078**
BB	**C-F300079**

To be combined with accessories: end cap / connectors / suspension power joints.
To be completed with a remote power supply driver (pag. 289).

Node System | Suspension offset rose 3 outlets



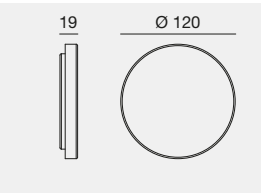

IP20 NEW

WH	**C-F300074**
BB	**C-F300075**

To be combined with accessories: end cap / connectors / suspension power joints.
To be completed with a remote power supply driver (pag. 289).

Node System | Cable offset accessory



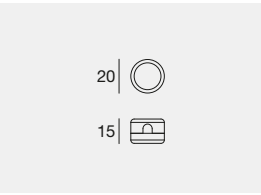

NEW

BB	**C-F300076**	1 x

Wall/Ceiling Line Connection



Suspended Line Connection



Node System drivers with cover are designed to power the system in both wall/ceiling and suspended configurations. Switching between the two configurations is quick and easy: simply install or remove the magnetic element according to the installation type.

Finishes

WH Text white R9003
BB Text black R9005

Node System | Template for suspended installation

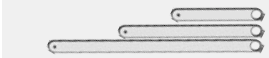

IS **83269**

The accessory facilitates the installation of suspension joints and related linear modules, ensuring that the spacing is maintained even in configurations that require different angles on the installation surface.

Node System | Full-line Dimming Kit



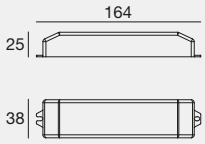

C.V. IP20 DALI2 DALI PUSH 1-10V NEW

WH **C-E700038** 288 W Max - Input 48 V DC

Accessory that can be integrated into the ON/OFF driver with cover + provision for dimmer.

Node System | Single lighting module Dimming Kit



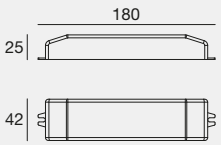

C.V. IP20 DALI2 NEW

WH **C-E700039** Input 48V DC DALI In - Out Opto-Isolated

Accessory that can be integrated into the ON/OFF driver with cover + provision for dimmer.
Protection device to be installed after the driver, electrically isolates the digital input line from the output line. DALI2 compatible.

Node System | ON/OFF Driver for Remote Power Supply



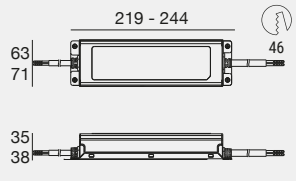

C.V. IP67

WH **99784** 219 mm 150W - Output 48V DC - Input 220-240V AC

WH **99785** 244 mm 240W - Output 48V DC - Input 220-240V AC

Remote Power Supply Driver.

Node System | Remote Dimming Kit



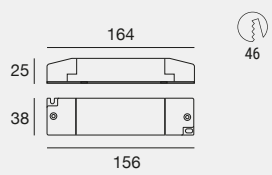

C.V. IP20 DALI2 DALI PUSH 1-10V

WH **83042** 288 W Max - Input 48 V DC

Accessory for Remote Dimming. To be completed with a 48 V DC driver.

Node System | Remote Dimming Kit for Single Lighting Module



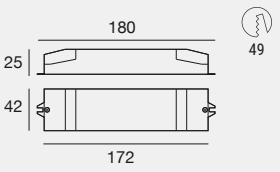

C.V. IP20 DALI2

WH **83270** Input 48V DC DALI In - Out Opto-Isolated

Accessory for Remote Dimming. To be completed with a 48 V DC driver.
Protection device to be installed after the driver, electrically isolates the digital input line from the output line. DALI2 compatible.

LIGHT MANAGEMENT

Dimming across the entire line
2% → 100%
(On/Off, Push Dim, 0/1-10V)

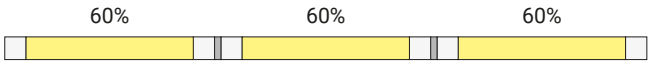

Dimming on a single light module
5% → 100%
(DALI2)

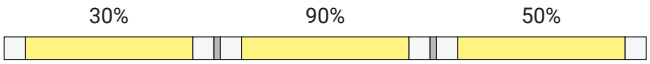

Finishes

WH Text white R9003
IS Brushed steel

Rubber_O | Wall/ceiling connector



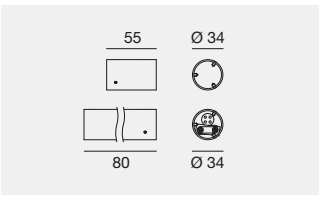

IP20

WH **83297**
BB **83298**

Accessory for electrical connection (On-Off) + Node System mechanical connection for Rubber_O modules.

Rubber_O | DALI2 wall/ceiling connector



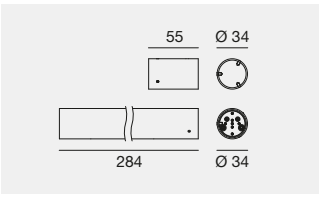

IP20 DALI

DALI 2

WH **83305**
BB **83306**

Accessory for electrical connection (DALI2) + Node System mechanical connection for Rubber_O modules.

Rubber_O | 1/2-way connector



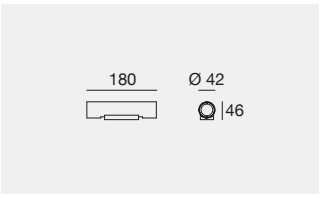

IP20

WH **C-F300001**
BB **C-F300002**

Accessory for wall/ceiling mounting or power supply (with remote driver) of Rubber_O modules.

Rubber_O | 1/2-way connector with on/off driver



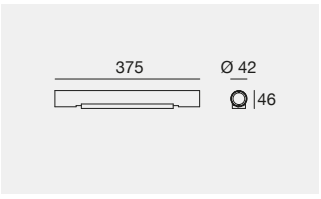

C.V. IP20

WH **C-F300003** 48 V DC - 60W max
BB **C-F300004** 48 V DC - 60W max

Accessory for wall/ceiling mounting and power supply of Rubber_O modules.

Rubber_O | 1/2-way connector with on/off driver



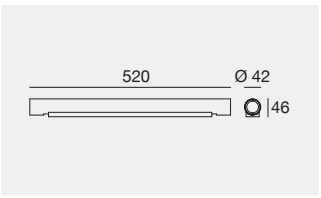

C.V. IP20

WH **C-F300009** 48 V DC - 120W max
BB **C-F300010** 48 V DC - 120W max

Accessory for wall/ceiling mounting and power supply of Rubber_O modules.

Rubber_O | Suspension kit



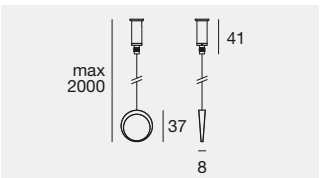

WH **C-W500001** 1 x ring + steel cable

Accessory for the suspended mounting of Rubber_O modules.

Rubber_O | Double suspension accessory



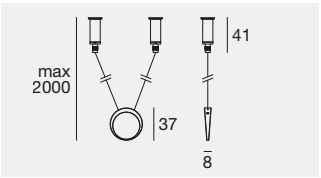

NEW

WH **C-W500002** 1x ring + 2x steel cables

Dual-cable kit for suspended installation of Rubber_O modules.

Rubber_O | Fixing clip wall/ceiling



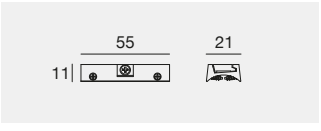

PT **C-F400005** 1 x wall clip + 3 x screws

Clip for wall/ceiling mounting of Rubber_O modules.

Finishes

WH Text white R9003 PT Transparent polycarbonate
BB Text black R9005

Rubber_O | Ceiling connector



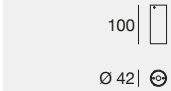

IP20

WH **C-F300005**
BB **C-F300006**

Accessory for ceiling fixing or power supply (with remote driver) of Rubber_O modules.

Rubber_O | Ceiling connector with on/off driver



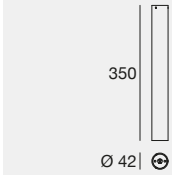

C.V. IP20

WH **C-F300007** 48 V DC - 60W max
BB **C-F300008** 48 V DC - 60W max

Accessory for ceiling mounting and power supply of Rubber_O modules.

Electronics

EK | 48 V

99784	99785	C-E400003	Switching	83177
ON/OFF	ON/OFF	DALI/PUSH	CV 48V	Dimmer DMX
150W CV 48V	240W CV 48V	150W CV 48V		312W
219 x 63 x h 35	244 x 71 x h 38	188 x 68 x h 34		97 x 36 x h 62
80	81	77	Pag. 987-988	

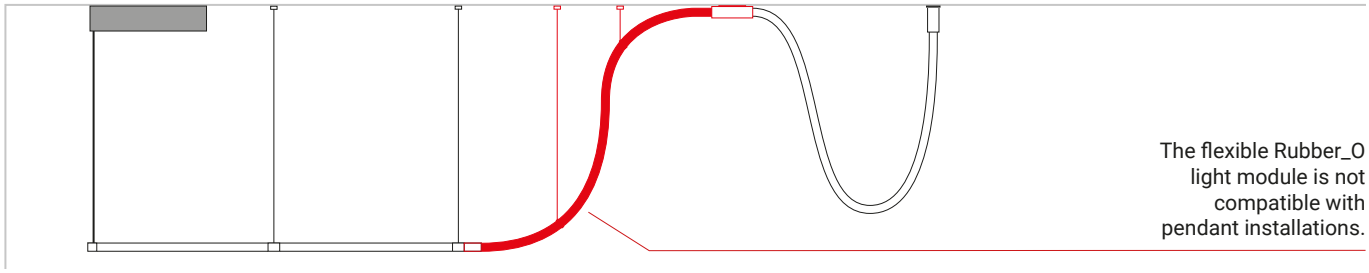

The flexible Rubber_O light module is not compatible with pendant installations.





Rubber_O installation with C-W500002 kit.

Finishes

WH Text white R9003
BB Text black R9005

MODUS

SUSPENSION, CEILING, RECESS: EXTENDED AND VERSATILE SYSTEM

Modus is a modular system consisting of an aluminium profile integrating a 24V electrified track. Available in two neutral finishes, white and black, it offers a wide selection of lighting modules and accessories, providing extensive compositional freedom. The different solutions, each dedicated to a specific lighting scenario or application environment, are press-fitted into the profile for quick and easy installation. The exceptional versatility of Modus makes it suitable for a wide range of settings, from offices and retail spaces to museums and contemporary residential interiors. The comprehensive selection of available elements meets specific application requirements while maintaining a consistent visual language.
Aluminium profile, polycarbonate diffuser, aluminium accessories.





WIDE RANGE OF ACCESSORIES

Modus is a linear system comprising different lighting elements, including spots and adjustable projectors, modules with UGR<19 anti-glare cells, wall-washers, with a single module allowing the asymmetric beam to be directed to either the right or left of the profile, and UGR<19 linear modules. The wide selection of solutions, combined with the quick-release system, allows the lighting elements to be easily replaced or repositioned, adapting the configuration over time to different requirements. Control via the latest-generation DALI protocol further enhances the system's capabilities.

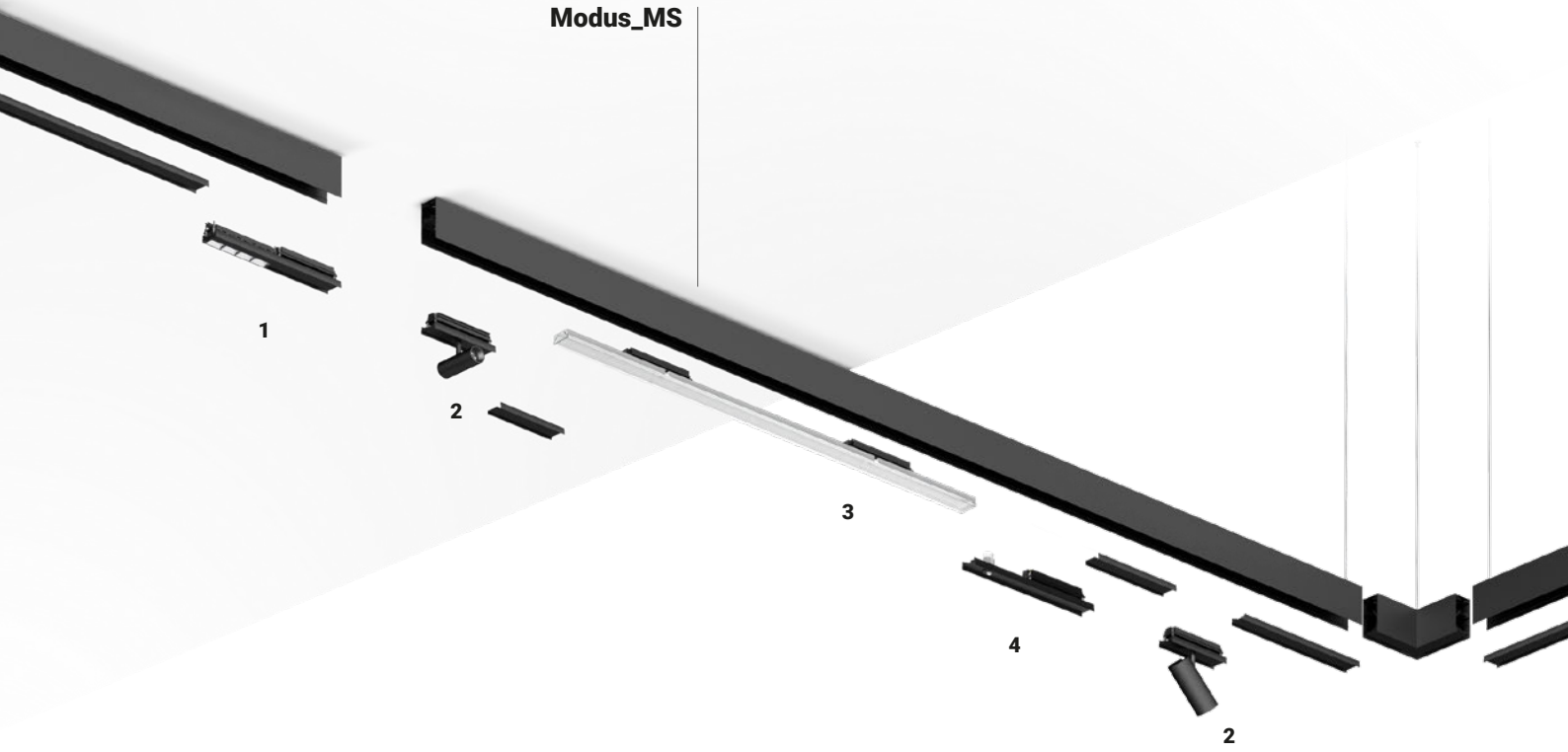



Asymmetric Module

The system features an asymmetric microcell optical unit. Equipped with high-performance LEDs, the module ensures excellent uniformity across vertical surfaces, enhancing the perception of spaces through homogeneous and controlled light distribution.



Adjustable Spotlights Module

Equipped with adjustable spotlights, the system is suitable not only for office environments but also for multifunctional areas requiring accent lighting. Available with two projectors in different power ratings: 7 W and 13 W.



Flat Linear Module

Flat Linear Module with diffuse emission, designed for integration into the Modus system, featuring an extremely minimal structure that minimizes visual impact. Available in three lengths and three power levels, it allows precise control of luminous flux. The microprismatic diffuser ensures uniformity and high visual comfort; when combined with the MP Master and Slave suspended profiles with indirect light, the Flat module achieves a UGR <19.



Light-PIR Sensor Module

The Light-PIR sensor module enables precise and reliable light adjustment according to the requirements of each environment. Lighting can be managed based on the amount of available natural light, the activities being performed and individual preferences.

Maximum power connectable on a 10-metre line (accessories).
Master 1200 - 1500 mm, 90 W max | **Master** 2400 - 3000 mm, 140 W max



Modus_MP

Modus_MC





Air Quality Sensor Module

The AQS sensor constantly monitors the air by defining the VOC index. Through DALI management, it is possible to interact with home automation systems such as KNX to control the ventilation of rooms (e.g. automatic opening of windows). The module is equipped with a signal LED that changes colour to define the level of air quality.



Indirect emission

The indirect component of Modus is characterised by a high performance circuit with an opening angle of 150° through the use of micro-optics distributed in the upper part of the chassis. Available with white light or with Dynamic white technology, Modus distributes the light in a uniform way over the entire surface of the ceiling, increasing visual comfort in the entire environment.



Microcells Module

The microcells direct light system with set-back optics (darklight) was designed to distribute the light beam in a clear and uniform way on the lit surface, ensuring significant comfort (UGR<19) without invading the surrounding work areas.



Microprismatic linear module

The module is available in 3 different dimensions to cover multiple design needs. It has a high performance LED circuit and guarantees a light distribution in a uniform way and with low glare levels (UGR<19) thanks to an optics system made up of the overlapping of microcells, batwing filter and microprismatic refractor.



Mionetto
Valdobbiadene - Treviso (Italy)

Architect: QUIET ARCHITECTURE di Treviso Arch. Alberto Salvadori e Arch. Moris Valeri

Designed by: Gisela Steiger, founder of Autentico Architectural Lighting Design, during her time at Fantastico studio

Photos:
Marco Zanta



DW

VISUAL COMFORT AND WELLNESS







Text white **(WH)**



Text black **(BB)**

Modus is a system optimised for Human Centric Lighting, conceived to improve time spent in work and study spaces based on the principles of the Circadian rhythm. The product was conceived and designed to provide extremely high visual and dwelling comfort for the residents, increasing wellness and improving productivity. On the upper part of the profile, a particular optics system was designed that allows a 150° opening of the light beam. The two mono-chromatic colour temperatures (3500°K or 4000K°) are joined by the Dynamic White technology (from 2700°K to 5000°K) for indirect ambient lighting intended to favour a long stay in the operational spaces. It is a flexible and completely adaptive system.





Modus_MC | 24 V DC



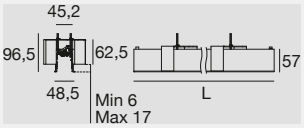

	Fin		
L 1200 mm	WH	EZZ	45x1200
C00170	BB		
L 1500 mm			45x1500
C00171			
L 2400 mm			45x2400
C00172			
L 3000 mm			45x3000
C00173			

EZZ = Without light unit

Electronics: **AL** (pag 300)

Electronics

AL | 24 V

99374	**99331**	**99332**	**83333**	**C-E400002**
ON/OFF	ON/OFF	0/1-10V	DALI/PUSH	DALI/PUSH
75W	150W	150W	150W	240W
210 x 49 x h 25	158 x 60 x h 35	158 x 60 x h 35	188 x 68 x h 34	188 x 68 x h 34
56	70	70	77	77

Modus_MC | L-shaped fitting



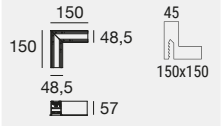

IP40

WH **C-K400027**

BB **C-K400026**

Modus_MC | T-shaped fitting



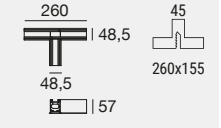

IP40

WH **C-K400037**

BB **C-K400036**

Modus_MC | X-shaped fitting



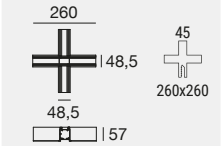

IP40

WH **C-K400031**

BB **C-K400030**

Modus_MC | Caps kit



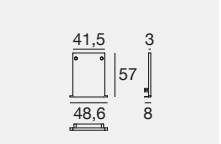

2 x

WH **C-K400056**

BB **C-K400057**

Modus_MS Master | 220-240 V AC



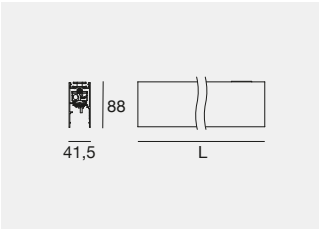

DALI

Fin

L 1200 mm - 90 W DC - 96 W AC - DALI
C00065 WH EZZ
BB

L 1500 mm - 90 W DC - 96 W AC - DALI
C00066 WH EZZ
BB

L 2400 mm - 140 W DC - 150 W AC - DALI
C00067 WH EZZ
BB

L 3000 mm - 140 W DC - 150 W AC - DALI
C00068 WH EZZ
BB

EZZ = Without light unit

Modus_MS Slave



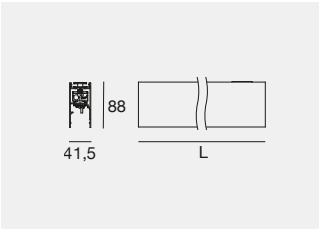

DALI

Fin

L 1200 mm
C00069 WH EZZ
BB

L 1500 mm
C00070

L 2400 mm
C00071

L 3000 mm
C00072

EZZ = Without light unit

Maximum power connectable on a 10-metre line (accessories).
Master 1200 - 1500 mm, 90 W max | **Master** 2400 - 3000 mm, 140 W max



Modus_MS | L-shaped fitting



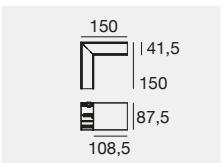

WH **C-K400001**
BB **C-K400002**

Modus_MS | T-shaped fitting



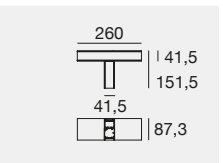

WH **C-K400005**
BB **C-K400004**

Modus_MS | X-shaped fitting



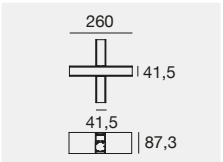

WH **C-K400008**
BB **C-K400007**

Modus_MS | Caps kit



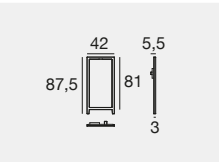

2 x
WH **83108**
BB **83109**

Finishes

WH Text white R9003
BB Text black R9005

Modus_MP Master | topLED | 220-240 V AC



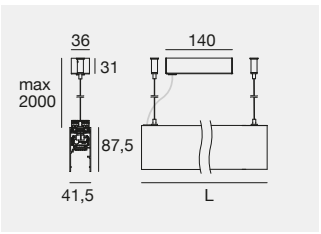

DALI

	Cct	lm S - lm D	Opt
L 1200 mm - CRI 90 - 22 W DC - 27 W AC			
WH **83712**	**W**	3045 - 2633	**00** (Diffused Indirect)
BB **83736**	**N**	3237 - 2800	
L 1500 mm - CRI 90 - 29 W DC - 31 W AC			
WH **83713**	**W**	4289 - 3710	**00** (Diffused Indirect)
BB **83737**	**N**	4558 - 3942	
L 2400 mm - CRI 90 - 47 W DC - 51 W AC			
WH **83714**	**W**	7093 - 6135	**00** (Diffused Indirect)
BB **83738**	**N**	7539 - 6520	
L 3000 mm - CRI 90 - 62 W DC - 67 W AC			
WH **83715**	**W**	8578 - 7419	**00** (Diffused Indirect)
BB **83739**	**N**	9116 - 7884	

Modus Cct W = 3500 K

Modus_MP Slave | topLED | 220-240 V AC



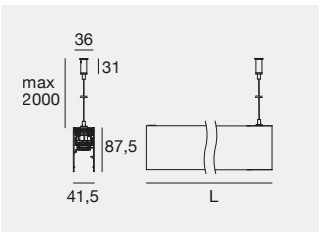

DALI

	Cct	lm S - lm D	Opt
L 1200 mm - CRI 90 - 22 W DC - 24 W AC			
WH **83716**	**W**	3045 - 2633	**00** (Diffused Indirect)
BB **83740**	**N**	3237 - 2800	
L 1500 mm - CRI 90 - 29 W DC - 31 W AC			
WH **83717**	**W**	4289 - 3710	**00** (Diffused Indirect)
BB **83741**	**N**	4558 - 3942	
L 2400 mm - CRI 90 - 47 W DC - 51 W AC			
WH **83718**	**W**	7093 - 6135	**00** (Diffused Indirect)
BB **83742**	**N**	7539 - 6520	
L 3000 mm - CRI 90 - 62 W DC - 67 W AC			
WH **83719**	**W**	8578 - 7419	**00** (Diffused Indirect)
BB **83743**	**N**	9116 - 7884	

Modus Cct W = 3500 K

Modus_MP | L-shaped fitting



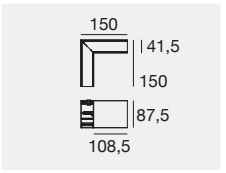

WH **83733**
BB **83757**

To be combined with accessory C-F100022 C-F100023

Maximum power connectable on a 10-metre line (accessories).

Master 1200 - 1500 mm, 90 W max
Master 2400 - 3000 mm, 140 W max



Modus_MP | T-shaped fitting



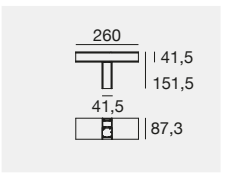

WH **C-K400011**
BB **C-K400010**

To be combined with accessory C-F100022 C-F100023

Modus_MP | Caps kit



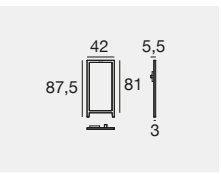

2 x
WH **83108**
BB **83109**

Modus_MP | X-shaped fitting



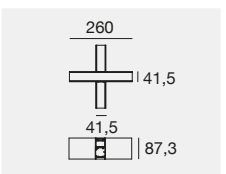

WH **C-K400014**
BB **C-K400013**

To be combined with accessory C-F100022 C-F100023

Modus_MP | Suspension kit



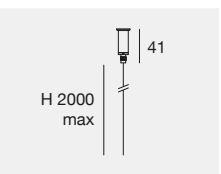

NEW

1 x
WH **C-F100022**
BB **C-F100023**
Accessory for L/T/X connector

Modus_MP Master Dynamic-White | topLED | 220-240 V AC



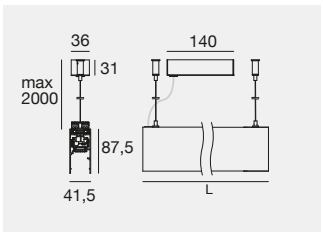

C.V. IP40 DW DALI

	Cct		Opt
L 1200 mm - CRI 80 - 20 W DC - 23 W AC			
WH **83791**	**D**	2700K - 5000K Dynamic White	**00** (Diffused Indirect)
BB **83815**			
L 1500 mm - CRI 80 - 27 W DC - 30 W AC			
WH **83792**	**D**	2700K - 5000K Dynamic White	**00** (Diffused Indirect)
BB **83816**			
L 2400 mm - CRI 80 - 43 W DC - 48 W AC			
WH **83793**	**D**	2700K - 5000K Dynamic White	**00** (Diffused Indirect)
BB **83817**			
L 3000 mm - CRI 80 - 55 W DC - 60 W AC			
WH **83794**	**D**	2700K - 5000K Dynamic White	**00** (Diffused Indirect)
BB **83818**			

Modus_MP Slave Dynamic-White | topLED | 220-240 V AC



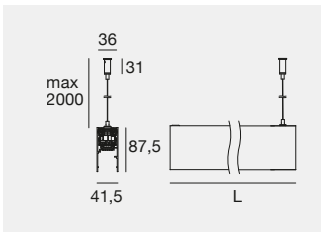

C.V. IP40 DW DALI

	Cct		Opt
L 1200 mm - CRI 80 - 20 W DC - 23 W AC			
WH **83795**	**D**	2700K - 5000K Dynamic White	**00** (Diffused Indirect)
BB **83819**			
L 1500 mm - CRI 80 - 27 W DC - 30 W AC			
WH **83796**	**D**	2700K - 5000K Dynamic White	**00** (Diffused Indirect)
BB **83820**			
L 2400 mm - CRI 80 - 43 W DC - 48 W AC			
WH **83797**	**D**	2700K - 5000K Dynamic White	**00** (Diffused Indirect)
BB **83821**			
L 3000 mm - CRI 80 - 55 W DC - 60 W AC			
WH **83798**	**D**	2700K - 5000K Dynamic White	**00** (Diffused Indirect)
BB **83822**			

Modus_MP | L-shaped fitting



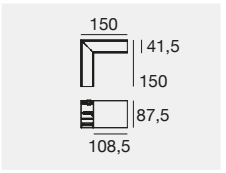

IP40

WH **83733**
BB **83757**

To be combined with accessory C-F100022 C-F100023

Maximum power connectable on a 10-metre line (accessories).

Master 1200 - 1500 mm, 90 W max
Master 2400 - 3000 mm, 140 W max



Modus_MP | T-shaped fitting



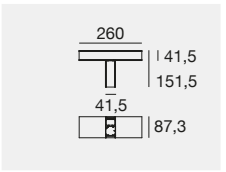

IP40

WH **C-K400011**
BB **C-K400010**

To be combined with accessory C-F100022 C-F100023

Modus_MP | Caps kit



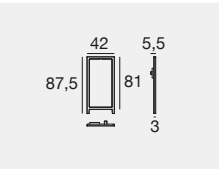

2 x
WH **83108**
BB **83109**

Modus_MP | X-shaped fitting



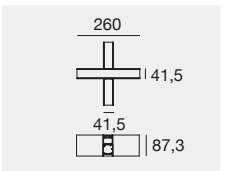

IP40

WH **C-K400014**
BB **C-K400013**

To be combined with accessory C-F100022 C-F100023

Modus_MP | Suspension kit



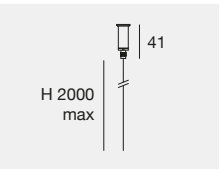

NEW

1 x
WH **C-F100022**
BB **C-F100023**
Accessory for L/T/X connector

Finishes
WH Text white R9003
BB Text black R9005

Cct
D 2700-5000

Modus Flat | topLED | 24 V DC



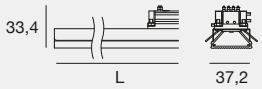

DALI

	Fin		Cct	lm S - lm D	Opt
L 900 mm - CRI 90 - 19,5 W DC					
C01265	**PT**	PT	**W**	2668 - 1465	**WF** (70°x 62° UGR<19 *)
			N	2732 - 1501	
L 1200 mm - CRI 90 - 24,7 W DC					
C01266	**PT**	PT	**W**	3557 - 1954	**WF** (70°x 62° UGR<19 *)
			N	3643 - 2001	
L 1500 mm - CRI 90 - 29,8 W DC					
C01267	**PT**	PT	**W**	4446 - 3419	**WF** (70°x 62° UGR<19 *)
			N	4554 - 3502	

Modus Cct W = 3500 K

***** In combination with Modus_MP suspended profiles Master/Slave, **UGR < 19**

Modus Microprismatic | topLED | 24 V DC



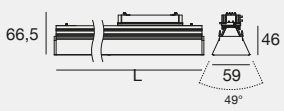

DALI

	Cct	lm S - lm D	Opt
L 906 mm** - CRI 90 - 19 W DC			
WH **83722**	**W**	2604 - 1673	**96** (Batwing UGR<19)
BB **83746**	**N**	2677 - 1724	
L 1206 mm** - CRI 90 - 24 W DC			
WH **83723**	**W**	3385 - 2175	**96** (Batwing UGR<19)
BB **83747**	**N**	3479 - 2235	
L 1506 mm** - CRI 90 - 30 W DC			
WH **83724**	**W**	4304 - 2765	**96** (Batwing UGR<19)
BB **83748**	**N**	4424 - 2842	

Modus Cct W = 3500 K

**** Warning:** Microprismatic linear modules are 6 mm longer than the nominal length of MC, MS and MP profiles

Modus Projectors | powerLED | 24 V DC | 7 W DC



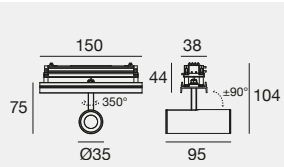

DALI

	Cct	lm S - lm D	Opt
CRI 90			
WH **83731**	**W**	569 - 478	**10** (20°)
BB **83755**	**N**	614 - 515	**30** (32°)
			45 (47°)

Modus Cct W = 3500 K

Modus Projectors | arrayLED | 24 V DC | 13 W DC



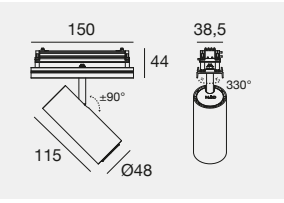

DALI

	Cct	lm S - lm D	Opt
CRI 90			
WH **83730**	**W**	1630 - 987	**15** (17°)
BB **83754**	**N**	1630 - 987	**30** (25°)
			60 (42°)

Modus Cct W = 3500 K

Modus Cell_WW | powerLED | 24 V DC | 12 W DC



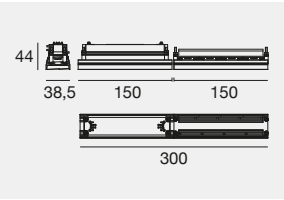

DALI

	Cct	lm S - lm D	Opt
CRI 90			
WH **83721**	**W**	1281 - 586	**07** (Asym. Ww)
BB **83745**	**N**	1383 - 633	

Modus Cct W = 3500 K

Modus Cell | powerLED | 24 V DC | 12 W DC



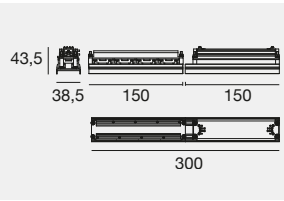

DALI

	Cct	lm S - lm D	Opt
CRI 90			
WH **83720**	**W**	1281 - 1085	**60** (56° UGR<19)
BB **83744**	**N**	1383 - 1172	

Modus Cct W = 3500 K

Finishes

WH Text white R9003 PT Transparent polycarbonate

BB Text black R9005

Cct

W 3500

N 4000

LAMP-CONCEPT.CH

Modus | Air Quality Sensor | 24 V DC



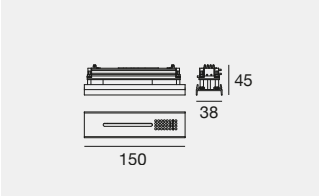



WH **C-E900004**
BB **C-E900003**

Modus | Light PIR Sensor | 24 V DC



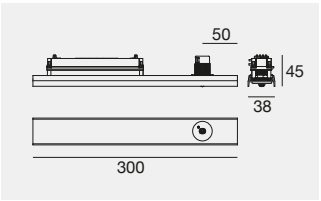



WH **C-E900002**
BB **C-E900001**

Modus_M | Lower buffer



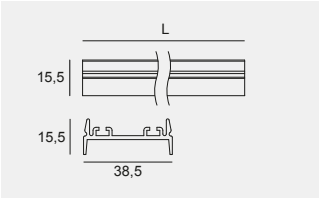



L 150 mm	L 300 mm	L 600 mm
WH **83725**	WH **83729**	WH **83726**
BB **83749**	BB **83753**	BB **83750**
L 900 mm	**L 1200 mm**	
WH **83727**	WH **83728**	
BB **83751**	BB **83752**	



The air quality sensor monitors the VOC index via the Twil web app. VOCs (volatile organic compounds) are chemical compounds made up of molecules of different nature, all characterised by high volatility, i.e. their ability to evaporate easily into the air at room temperature. THROUGH DALI management, it is possible to interact with home automation systems such as KNX to control the ventilation of rooms (e.g. automatic opening of windows). The module is equipped with a signal LED that changes colour to define the level of air quality.



Using the Light-PIR sensor module in the Modus system in an office setting helps to create a comfortable and productive working environment while reducing energy consumption and costs. You can manage the light automatically, programming it to turn on, for example, when a person enters a room, or to turn off, when the person leaves the workstation.
Maximum installation height 5 metres.
Bluetooth Mesh technology
Presence detector (with or without daylight).
Brightness detector.

Finishes

WH Text white R9003
BB Text black R9005

OMB SALERI
Brescia (Italy)

Project: Studio Paterlini Brescia
Engineer Marco Paterlini

Photography:
Margherita Nardi





The large waiting room welcomes users in an enveloping and natural, albeit artificial, light. The soft colours, together with the lighting of the wide waiting and distribution corridors, contribute to emotional well-being, using light as an essential tool for humanising the environments. The theme of the humanisation of medical environments is a key topic of design in the medical field, as the paradigm through which the vision of white and grey environments was a guarantee of cleanliness and care has changed.



ADOC Medical Clinic
Gualdo Tadino - Perugia (Italy)

Project: A25

Photography:
Mattia Micheli

ROLLIP

Aluminium profile
Polycarbonate diffuser

Rollip family

Rollip35 Track



166

A COMPLETE SYSTEM FOR ARCHITECTURE

Rollip enables maximum design creativity while delivering increasingly efficient performance. The system is available in three different widths and offers multiple installation options: recessed with trim or trimless, surface-mounted, or suspended. In the suspended version, mono-emission or bi-emission modules can be selected for full control of light distribution. Two finishes are available: textured white or black, achieved through powder coating. Thanks to its versatility, Rollip is ideal for office environments, where it ensures visual comfort and high performance. Specific configurations allow for controlled UGR, reducing glare and ensuring uniform and efficient lighting.



Rollip_PRO
Recessed frame



Rollip35_MC
Recessed frame



Rolli60_MC
Recessed frame



Rollip100_MC
Recessed frame



Rollip35_MF
Recessed frameless



Rollip60_MF
Recessed frameless



Rollip100_MF
Recessed frameless



Rollip35_MS
Surface



Rollip60_MS
Surface



Rollip35_MP
Suspension
mono-emission
double-emission



Rollip60_MP
Suspension
mono-emission
double-emission

High Efficiency

The High Efficiency versions deliver a luminous efficacy of up to 117 lm/W, while maintaining high visual comfort and excellent lighting performance with the lowest possible energy consumption. They are ideal for applications where energy optimization and visual comfort are key priorities.

High Flux

The High Flux versions are engineered to deliver the maximum available luminous flux, ensuring high performance even in the most demanding environments. They are designed for large-scale spaces where power and luminous continuity become key project factors.



The easy installation of the ROLL DIFFUSER allows to obtain continuous lines measuring up to 20 metres in a single, simple assembly operation within drastically reduced times.

ROLLIP MF: SIMPLE, FAST, PERFECT.

The mounting system for MF frameless recessed profiles makes installation a precise and easy operation. Rollip_MF is designed to simplify every step of the installation, ensuring a professional and long-lasting result.



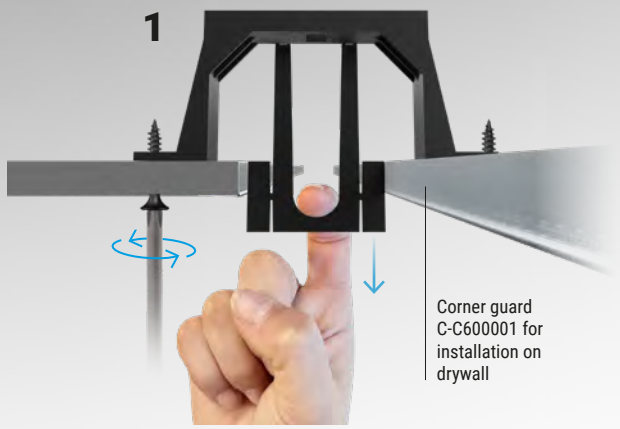

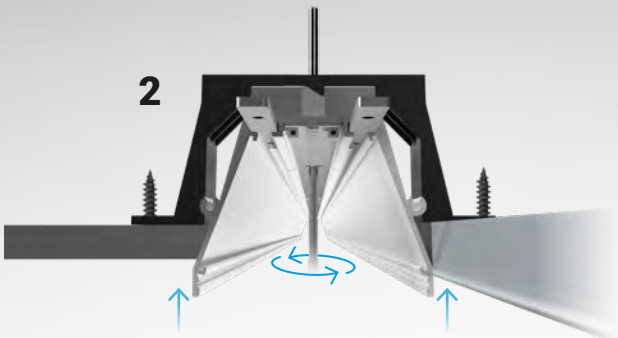

ROLLIP MP

The **Rollip_MP** suspended system is equipped with a system for adjusting the support cable and the power cable, up to 8 cm. This technical solution guarantees maximum versatility in installation, allowing you to overcome obstacles with extreme ease.

In the double emission version of **Rollip_MP**, the distribution of indirect light is controlled by a special optic with an opening angle of 150° that guarantees a clean and high-performance illuminance. In addition, direct emission and indirect emission can be managed independently.

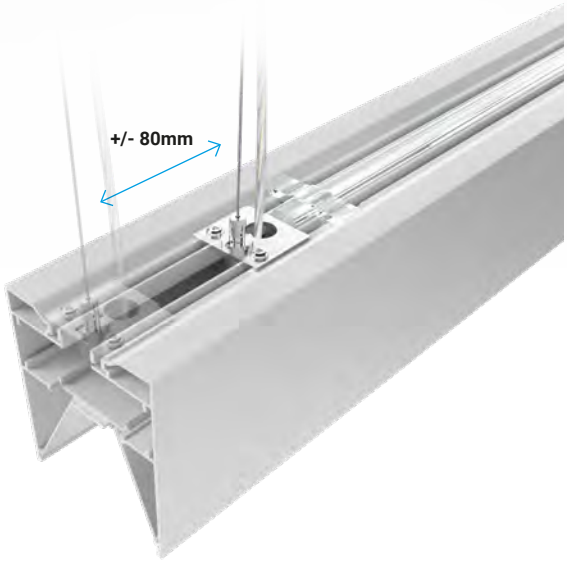



Saluber
Calcinato - Brescia (Italy)

Architectural Project:
Architetti Borgognoni e Sisti

Lighting Project:
Groove Lighting

Photography:
Marco Reggi

Rollip PRO
The PRO version is the maximum engineering evolution of the Rollip range of products, by applying the OptiLight™ technology, with the typical pattern of laser micro-engravings to redistribute the light projecting from the PMMA diffuser, and the ensuing full control of the UGR for applications in work environments with video terminals. The minimal size, just 13 millimetres, allows to recess the product on the dropped ceiling without exceeding the plasterboard, given that the thickness of Rollip PRO is smaller: a major advantage lies in the presence of possible uprights or hindrances in the dropped ceiling.

NGC Medical Headquarters
Como (Italy)

Project: Giuseppe
Tortato Architetti Firm

Photography:
Carola Merello



Rollip_PRO | topLED | 24 V DC



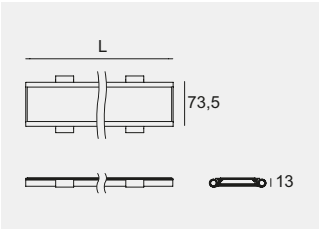

	Cct	lm S - lm D	
L 595 mm - CRI 90 - 12 W DC			
WH **65438**	**M**	1419 - 736	67x595
	W	1470 - 780	
	N	1573 - 817	
L 1185 mm - CRI 90 - 24 W DC			
WH **65439**	**M**	2838 - 1471	67x1185
	W	2940 - 1561	
	N	3146 - 1634	
L 1505 mm - CRI 90 - 30 W DC			
WH **65440**	**M**	3602 - 1868	67x1505
	W	3733 - 1982	
	N	4000 - 2076	
Corner L 512x512 mm - CRI 90 - 20 W DC			67
WH **65441**	**M**	2402 - 1132	512x512
	W	2531 - 1202	
	N	2705 - 1258	

Electronics: **AL** (pag 331)

Delivered lumens measured with opal diffuser.

With anti-glare diffuser, **UGR < 19**.

Rollip_PRO | Corner | topLED | 24 V DC



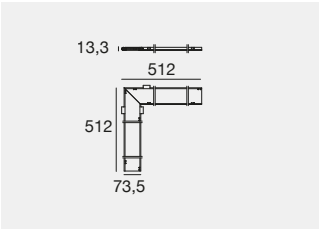

Rollip PRO roll diffusers. Available in two versions: Opal or Anti-Glare (UGR < 19).
The latter delivers up to 30% higher luminous flux, making it ideal for office environments with computer workstations.

Rollip_PRO | Roller diffuser



Anti-glaring
PO **83356** 5 m
PO **83357** 10 m
Opaline
PO **83407** 5 m
PO **83408** 10 m
PO **83409** 20 m

Rollip_PRO | Caps kit

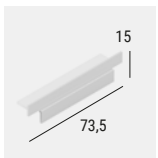

WH **62460** 2 x

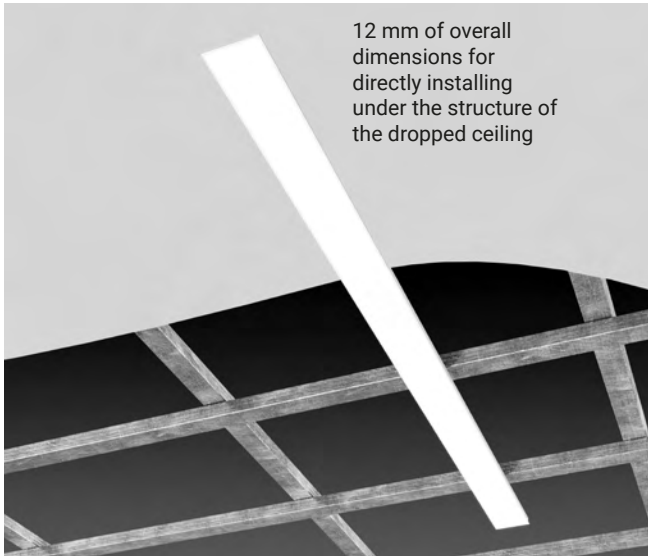

Finishes

WH Text white R9003
PO Opaline polycarbonate

Cct

M 2700 **N** 4000
W 3000

Rollip35_MC | V2 | topLED | 48 V DC



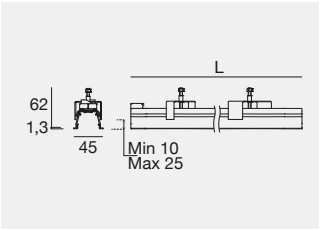

	Fin	Cct	lm S - lm D	Opt	
L 1000 mm - CRI 90 - 13 W DC					
C00187	**WH**	**M**	1670 - 1298	**ZZ**	41x1000
		W	1759 - 1367		
		T	1789 - 1390		
		N	1880 - 1461		
Joining kit included					
L 1500 mm - CRI 90 - 19,5 W DC					
C00188	**WH**	**M**	2505 - 1946	**ZZ**	41x1500
		W	2639 - 2050		
		T	2684 - 2085		
		N	2820 - 2191		
Joining kit included					
L 2000 mm - CRI 90 - 26 W DC					
C00189	**WH**	**M**	3340 - 2595	**ZZ**	41x2000
		W	3518 - 2733		
		T	3578 - 2780		
		N	3760 - 2922		
Joining kit included					
L 3000 mm - CRI 90 - 39 W DC					
C00190	**WH**	**M**	5010 - 3893	**ZZ**	41x3000
		W	5277 - 4100		
		T	5367 - 4169		
		N	5640 - 4382		
Joining kit included					
Corner L 530x530 mm - CRI 90 - 13 W DC					
C00191	**WH**	**M**	1670 - 1298	**ZZ**	41 530x530
		W	1759 - 1367		
		T	1789 - 1390		
		N	1880 - 1461		

The composition with the angular module does not guarantee the IP54 index of protection.

Electronics: **EP** (pag 331)

Delivered lumens measured with opal diffuser.

Rollip35_MC | V2 | Corner | topLED | 48 V DC



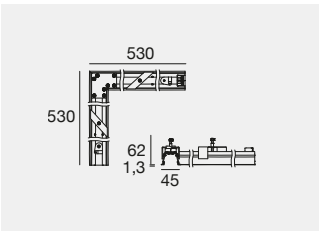

Rollip35_MC | Roller diffuser



Asymmetric

PO	**C-U200032**	1,5 m
PO	**C-U200033**	2 m
PO	**C-U200034**	3 m
PO	**C-U200006**	5 m
PO	**C-U200007**	10 m

Opaline

PO	**C-U200029**	1,5 m
PO	**C-U200030**	2 m
PO	**C-U200031**	3 m
PO	**C-U200002**	5 m
PO	**C-U200003**	10 m
PO	**C-U200004**	20 m

Rollip35_MC | Caps kit

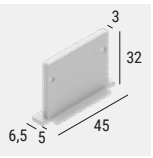

WH **C-V400004** 2 x

To use the plugs, the length of the installation hole must be increased by 8 mm.

Rollip35_MC | Template

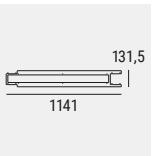

WH **C-V200001** 2 x

Rollip60_MC | V2 | topLED | 48 V DC



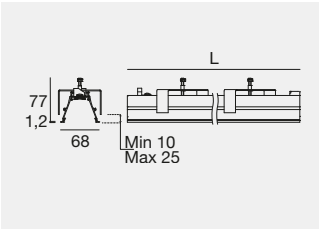

	Fin	Cct	lm S - lm D	Opt	
L 1000 mm - CRI 90 - 25 W DC					
C01326	**WH**	**M**	3478 - 3085	**ZZ**	64x1000
		W	3643 - 3231		
		T	3766 - 3340		
		N	3871 - 3434		

Joining kit included

L 1500 mm - CRI 90 - 37,5 W DC					
C01327	**WH**	**M**	5217 - 4627	**ZZ**	64x1500
		W	5465 - 4847		
		T	5649 - 5011		
		N	5807 - 5150		

Joining kit included

L 2000 mm - CRI 90 - 50 W DC					
C01328	**WH**	**M**	6956 - 6170	**ZZ**	64x2000
		W	7286 - 6463		
		T	7532 - 6681		
		N	7742 - 6867		

Joining kit included

L 3000 mm - CRI 90 - 75 W DC					
C01329	**WH**	**M**	10434 - 9255	**ZZ**	64x3000
		W	10929 - 9694		
		T	11298 - 10021		
		N	11613 - 10301		

Joining kit included

Rollip60_MC | V2 | Corner | topLED | 48 V DC



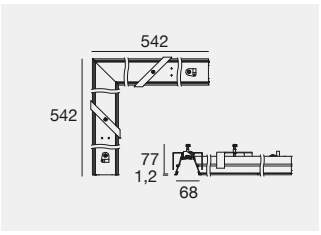

Corner L 542x542 mm - CRI 90 - 27 W DC					
C01330	**WH**	**M**	3478 - 3085	**ZZ**	64 542x542
		W	3643 - 3231		
		T	3766 - 3340		
		N	3871 - 3434		

The composition with the angular module does not guarantee the IP54 index of protection.

Electronics: **EP** (pag 331)

Delivered lumens measured with opal diffuser.

Rollip60_MC | Roller diffuser



Asymmetric

PO	**C-U200038**	1,5 m
PO	**C-U200039**	2 m
PO	**C-U200040**	3 m
PO	**C-U200012**	5 m
PO	**C-U200013**	10 m

Opaline

PO	**C-U200041**	1,5 m
PO	**C-U200042**	2 m
PO	**C-U200043**	3 m
PO	**C-U200008**	5 m
PO	**C-U200009**	10 m
PO	**C-U200010**	20 m

Anti-glaring

PO	**C-U200044**	1,5 m
PO	**C-U200045**	2 m
PO	**C-U200046**	3 m
PO	**C-U200014**	5 m
PO	**C-U200015**	10 m

Rollip60_MC | Caps kit

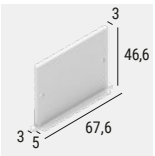

WH **C-V400008** 2 x

To use the plugs, the length of the installation hole must be increased by 8 mm.

Rollip60_MC | Template

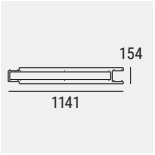

WH **C-V200003** 2 x

Finishes

WH Text white R9003
PO Opaline polycarbonate

Cct

M 2700 **T** 3500
W 3000 **N** 4000

Rollip100_MC | V2 | topLED | 48 V DC



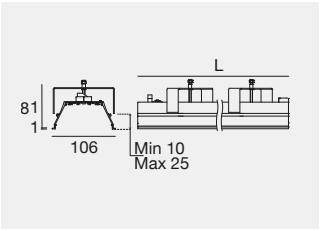

	Fin	Cct	lm S - lm D	Opt	
L 1000 mm - CRI 90 - 20 W DC					
C00336	**WH**	**M**	2780 - 2119	**ZZ**	102x1000
		W	2912 - 2219		
		T	3010 - 2292		
		N	3094 - 2359		

Joining kit included

L 1500 mm - CRI 90 - 30 W DC					
C00337	**WH**	**M**	4170 - 3179	**ZZ**	102x1500
		W	4368 - 3329		
		T	4515 - 3438		
		N	4641 - 3539		

Joining kit included

L 2000 mm - CRI 90 - 40 W DC					
C00338	**WH**	**M**	5560 - 4238	**ZZ**	102x2000
		W	5824 - 4438		
		T	6020 - 4584		
		N	6188 - 4718		

Joining kit included

L 3000 mm - CRI 90 - 60 W DC					
C00339	**WH**	**M**	8340 - 6357	**ZZ**	102x3000
		W	8736 - 6657		
		T	9030 - 6867		
		N	9282 - 7077		

Joining kit included

Corner L 580x580 mm - CRI 90 - 21,5 W DC					
C00340	**WH**	**M**	2955 - 2246	**ZZ**	102 580x580
		W	3096 - 2352		
		T	3200 - 2430		
		N	3289 - 2500		

The composition with the angular module does not guarantee the IP54 index of protection.

Electronics: **EP** (pag 331)

Delivered lumens measured with opal diffuser.

With anti-glare diffuser, **UGR < 19**.

Rollip100_MC | Corner | V2 | topLED | 48 V DC



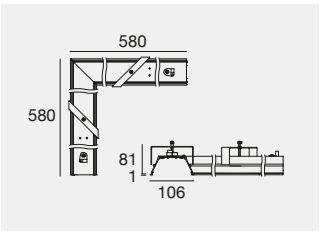

Rollip100_MC | Roller diffuser



Opaline

PO	**C-U200016**	5 m
PO	**C-U200017**	10 m
PO	**C-U200018**	20 m

Anti-glaring

PO	**C-U200022**	5 m
PO	**C-U200023**	10 m

Asymmetric

PO	**C-U200020**	5 m
PO	**C-U200021**	10 m

Rollip100_MC | Caps kit

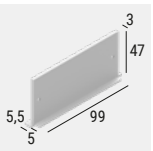

WH **C-V400012** 2 x

To use the plugs, the length of the installation hole must be increased by 8 mm.

Rollip100_MC | Template

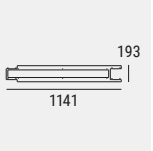

WH **C-V200004** 2 x

Finishes

WH Text white R9003
PO Opaline polycarbonate

Cct

M 2700 **T** 3500
W 3000 **N** 4000



The Westin London City
London (United Kingdom)

Project: Dexter Moren Associates

Lighting Designer:
Nulty Lighting

Photography:
Matteo Barro

Rollip35_MF | V2 | topLED | 48 V DC



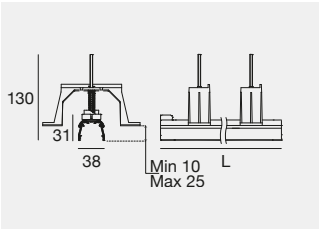

	Fin	Cct	lm S - lm D	Opt	
L 1000 mm - CRI 90 - 13 W DC					
C00331	**WH**	**M**	1670 - 1298	**ZZ**	With C-C600001: 45,5x1000 Without C-C600001: 38,5x1000
		W	1759 - 1367		
		T	1789 - 1390		
		N	1880 - 1461		
Joining kit included					
L 1500 mm - CRI 90 - 19,5 W DC					
C00332	**WH**	**M**	2505 - 1946	**ZZ**	With C-C600001: 45,5x1500 Without C-C600001: 38,5x1500
		W	2639 - 2050		
		T	2684 - 2085		
		N	2820 - 2191		
Joining kit included					
L 2000 mm - CRI 90 - 26 W DC					
C00333	**WH**	**M**	3340 - 2595	**ZZ**	With C-C600001: 45,5x2000 Without C-C600001: 38,5x2000
		W	3518 - 2733		
		T	3578 - 2780		
		N	3760 - 2922		
Joining kit included					
L 3000 mm - CRI 90 - 39 W DC					
C00334	**WH**	**M**	5010 - 3893	**ZZ**	With C-C600001: 45,5x3000 Without C-C600001: 38,5x3000
		W	5277 - 4100		
		T	5367 - 4169		
		N	5640 - 4382		
Joining kit included					
Corner L 530x530 mm - CRI 90 - 13 W DC					
C00335	**WH**	**M**	1670 - 1298	**ZZ**	With C-C600001: 45,5 Without C-C600001: 38,5 530x530
		W	1759 - 1367		
		T	1789 - 1390		
		N	1880 - 1461		

The composition with the angular module does not guarantee the IP54 index of protection.

Electronics: **EP** (pag 331)

Delivered lumens measured with opal diffuser.

Rollip35_MF | V2 | Corner | topLED | 48 V DC



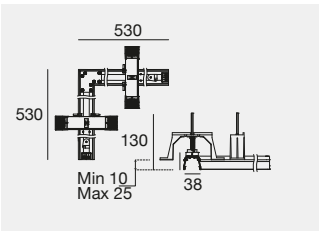

Rollip35_MF | Roller diffuser



Asymmetric

PO	**C-U200032**	1,5 m
PO	**C-U200033**	2 m
PO	**C-U200034**	3 m
PO	**C-U200006**	5 m
PO	**C-U200007**	10 m

Opaline

PO	**C-U200029**	1,5 m
PO	**C-U200030**	2 m
PO	**C-U200031**	3 m
PO	**C-U200002**	5 m
PO	**C-U200003**	10 m
PO	**C-U200004**	20 m

Rollip35_MF | Caps kit

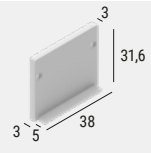

WH **C-V400006** 2 x

To use the plugs, the length of the installation hole must be increased by 8 mm.

Rollip35_MF | Template

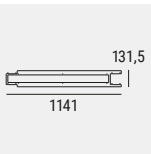

WH **C-V200006** 2 x

Jig for installation with corner guards.

Rollip35_MF | Corner guards

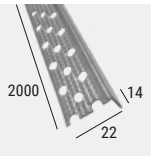

ZN **C-C600001** 2 x 2 m

Corner guards required for installation on plasterboard.

Finishes

WH Text white R9003
PO Opaline polycarbonate
ZN Galvanised steel

Cct

M 2700 **T** 3500
W 3000 **N** 4000

Rollip60_MF | V2 | topLED | 48 V DC



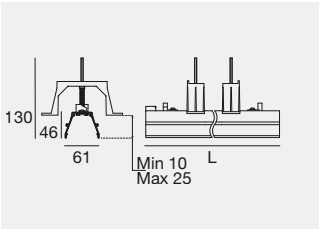

Rollip60_MF | V2 | Corner | topLED | 48 V DC



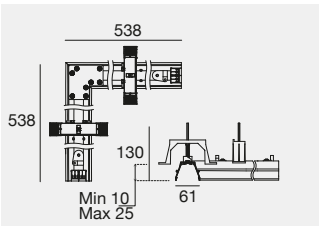

	Fin	Cct	lm S - lm D	Opt	
L 1000 mm - CRI 90 - 25 W DC					
C01336	**WH**	**M**	3478 - 3085	**ZZ**	With C-C600001: 68,5x1000 Without C-C600001: 61x1000
		W	3643 - 3231		
		T	3766 - 3340		
		N	3871 - 3434		
Joining kit included					
L 1500 mm - CRI 90 - 37,5 W DC					
C01337	**WH**	**M**	5217 - 4627	**ZZ**	With C-C600001: 68,5x1500 Without C-C600001: 61x1500
		W	5465 - 4847		
		T	5649 - 5011		
		N	5807 - 5150		
Joining kit included					
L 2000 mm - CRI 90 - 50 W DC					
C01338	**WH**	**M**	6956 - 6170	**ZZ**	With C-C600001: 68,5x2000 Without C-C600001: 61x2000
		W	7286 - 6463		
		T	7532 - 6681		
		N	7742 - 6867		
Joining kit included					
L 3000 mm - CRI 90 - 75 W DC					
C01339	**WH**	**M**	10434 - 9255	**ZZ**	With C-C600001: 68,5x3000 Without C-C600001: 61x3000
		W	10929 - 9694		
		T	11298 - 10021		
		N	11613 - 10301		
Joining kit included					
Corner L 538x538 mm - CRI 90 - 27 W DC					
C01340	**WH**	**M**	3478 - 3085	**ZZ**	With C-C600001: 68,5 Without C-C600001: 61 538x538
		W	3643 - 3231		
		T	3766 - 3340		
		N	3871 - 3434		

The composition with the angular module does not guarantee the IP54 index of protection.

Electronics: **EP** (pag 331)

Delivered lumens measured with opal diffuser.

Rollip60_MF | Roller diffuser



Asymmetric

PO	**C-U200038**	1,5 m
PO	**C-U200039**	2 m
PO	**C-U200040**	3 m
PO	**C-U200012**	5 m
PO	**C-U200013**	10 m

Opaline

PO	**C-U200041**	1,5 m
PO	**C-U200042**	2 m
PO	**C-U200043**	3 m
PO	**C-U200008**	5 m
PO	**C-U200009**	10 m
PO	**C-U200010**	20 m

Anti-glaring

PO	**C-U200044**	1,5 m
PO	**C-U200045**	2 m
PO	**C-U200046**	3 m
PO	**C-U200014**	5 m
PO	**C-U200015**	10 m

Rollip60_MF | Caps kit

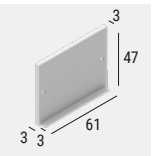

WH **C-V400010** 2 x

To use the plugs, the length of the installation hole must be increased by 8 mm.

Rollip60_MF | Template

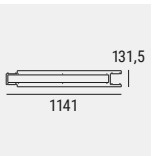

WH **C-V200007** 2 x

Jig for installation with corner guards.

Rollip60_MF | Corner guards

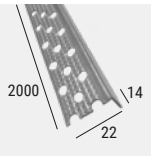

ZN **C-C600001** 2 x 2 m

Corner guard required for installation on drywall

Finishes

WH Text white R9003
PO Opaline polycarbonate
ZN Galvanised steel

Cct

M 2700 **T** 3500
W 3000 **N** 4000

Rollip100_MF | V2 | topLED | 48 V DC



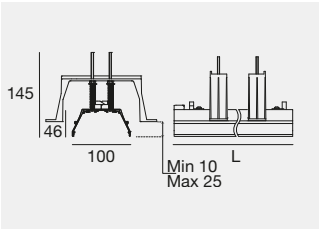

Rollip100_MF | V2 | Corner | topLED | 48 V DC



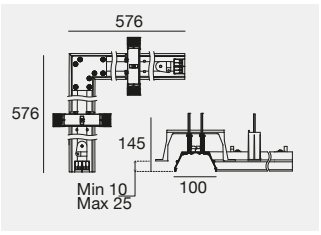

	Fin	Cct	lm S - lm D	Opt	
L 1000 mm - CRI 90 - 20 W DC					
C00346	**WH**	**M**	2780 - 2119	**ZZ**	With C-C600001: 107,5x1000 Without C-C600001: 100x1000
		W	2912 - 2219		
		T	3010 - 2292		
		N	3094 - 2359		
Joining kit included					
L 1500 mm - CRI 90 - 30 W DC					
C00347	**WH**	**M**	4170 - 3179	**ZZ**	With C-C600001: 107,5x1500 Without C-C600001: 100x1500
		W	4368 - 3329		
		T	4515 - 3438		
		N	4641 - 3539		
Joining kit included					
L 2000 mm - CRI 90 - 40 W DC					
C00348	**WH**	**M**	5560 - 4238	**ZZ**	With C-C600001: 107,5x2000 Without C-C600001: 100x2000
		W	5824 - 4438		
		T	6020 - 4584		
		N	6188 - 4718		
Joining kit included					
L 3000 mm - CRI 90 - 60 W DC					
C00349	**WH**	**M**	8340 - 6357	**ZZ**	With C-C600001: 107,5x3000 Without C-C600001: 100x3000
		W	8736 - 6657		
		T	9030 - 6867		
		N	9282 - 7077		
Joining kit included					
Corner L 576x576 mm - CRI 90 - 21,5 W DC					
C00350	**WH**	**M**	2955 - 2246	**ZZ**	With C-C600001: 107,5 Without C-C600001: 100 576x576
		W	3096 - 2352		
		T	3200 - 2430		
		N	3289 - 2500		

The composition with the angular module does not guarantee the IP54 index of protection.

Electronics: **EP** (pag 331)

Delivered lumens measured with opal diffuser.

With anti-glare diffuser, **UGR < 19**.

Rollip100_MF | Roller diffuser



Opaline

PO **C-U200016** 5 m

PO **C-U200017** 10 m

PO **C-U200018** 20 m

Anti-glaring

PO **C-U200022** 5 m

PO **C-U200023** 10 m

Asymmetric

PO **C-U200020** 5 m

PO **C-U200021** 10 m

Rollip100_MF | Caps kit

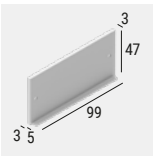

WH **C-V400014** 2 x

To use the plugs, the length of the installation hole must be increased by 8 mm.

Rollip100_MF | Template

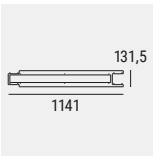

WH **C-V200008** 2 x

Jig for installation with corner guards.

Rollip100_MF | Corner guards

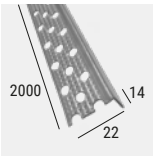

ZN **C-C600001** 2 x 2 m

Corner guard required for installation on drywall.

Finishes

WH Text white R9003

PO Opaline polycarbonate

ZN Galvanised steel

Cct

M 2700 **T** 3500

W 3000 **N** 4000

Cantina Bottenago
Polpenazze del Garda - Brescia (Italy)

Architectural Project & Interior Design:
Architect Massimiliano Cirani

Lighting Designer:
Viola Elettrotecnica

Photography:
Marco Reggi



Rollip35_MS | V2 | topLED | 220-240 V AC



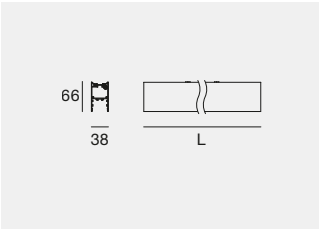

IP40
IP54
*

	Fin		Cct	lm S - lm D	Opt
L 1000 mm - CRI 90 - 13 W DC - 14,5 W AC					
C00794	**WH**		**M**	1984 - 1489	**ZZ**
DALI *	**BB**		**W**	2078 - 1559	
C00835			**N**	2228 - 1671	
Joining kit included					
L 1500 mm - CRI 90 - 19,5 W DC - 22 W AC					
C00795	**WH**		**M**	2976 - 2234	**ZZ**
DALI *	**BB**		**W**	3117 - 2339	
C00836			**N**	3342 - 2509	
Joining kit included					
L 2000 mm - CRI 90 - 26 W DC - 29 W AC					
C00796	**WH**		**M**	3968 - 2978	**ZZ**
DALI *	**BB**		**W**	4156 - 3118	
C00837			**N**	4456 - 3342	
Joining kit included					

Rollip35_MS | V2 | Corner | topLED | 220-240 V AC



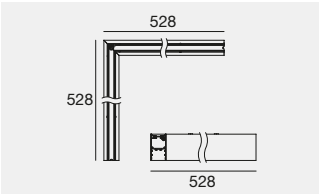

Non-electrifiable module

Corner L 528x528 mm - CRI 90 - 13 W DC - 14,5 W AC					
C00808	**WH**		**M**	1984 - 1489	**ZZ**
DALI *	**BB**		**W**	2078 - 1559	
C00838			**N**	2228 - 1671	

To be completed with accessory **C-F400007.**

Delivered lumens measured with opal diffuser.

EL * The driver contained in the device complies with IEC 61347-2-13 annex J, and can therefore be powered by centralized power supply systems.

Rollip35_MS | Roller diffuser



Asymmetric

- PO **C-U200032** 1,5 m
- PO **C-U200033** 2 m
- PO **C-U200034** 3 m
- PO **C-U200006** 5 m
- PO **C-U200007** 10 m

Opaline

- PO **C-U200029** 1,5 m
- PO **C-U200030** 2 m
- PO **C-U200031** 3 m
- PO **C-U200002** 5 m
- PO **C-U200003** 10 m
- PO **C-U200004** 20 m

Rollip35_MS | Caps kit

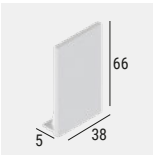

- WH **C-V400015** 2 x
- BB **C-V400016** 2 x

Rollip35_MS | Fixing bracket



- IS **C-F400007** 2 x

Finishes

WH Text white R9003
BB Text black R9005
PO Opaline polycarbonate
IS Brushed steel

Cct

M 2700 **N** 4000
W 3000

Rollip60_MS | V2 | topLED | 220-240 V AC



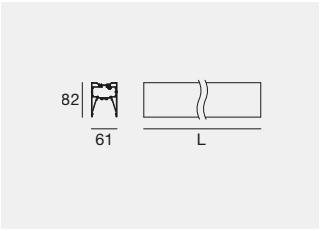

IP40 IP54 *

	Fin	Cct	lm S - lm D	Opt
L 1000 mm - CRI 90 - 13 W DC - 14,5 W AC				
C00803	**WH**	**M**	1984 - 1508	**ZZ**
DALI *	**BB**	**W**	2078 - 1579	
C00847		**N**	2228 - 1693	
Joining kit included				
L 1500 mm - CRI 90 - 19,5 W DC - 22 W AC				
C00804	**WH**	**M**	2976 - 2262	**ZZ**
DALI *	**BB**	**W**	3117 - 2368	
C00848		**N**	3342 - 2539	
Joining kit included				
L 2000 mm - CRI 90 - 26 W DC - 29 W AC				
C00805	**WH**	**M**	3968 - 3016	**ZZ**
DALI *	**BB**	**W**	4156 - 3158	
C00850		**N**	4456 - 3385	
Joining kit included				

Rollip60_MS | V2 | Corner | topLED | 220-240 V AC



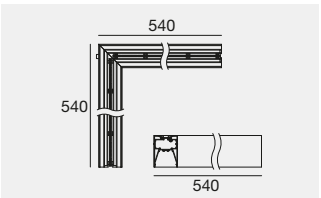

Non-electrifiable module

	Fin	Cct	lm S - lm D	Opt
Corner L 540x540 mm - CRI 90 - 13 W DC - 14,5 W AC				
C00811	**WH**	**M**	1984 - 1508	**ZZ**
DALI *	**BB**	**W**	2078 - 1578	
C00853		**N**	2228 - 1692	

To be completed with accessory **C-F400007.**

Delivered lumens measured with opal diffuser.
With anti-glare diffuser, **UGR < 19**.

EL * The driver contained in the device complies with IEC 61347-2-13 annex J, and can therefore be powered by centralized power supply systems.

Rollip60_MS | Roller diffuser



Asymmetric
- PO **C-U200038** 1,5 m
- PO **C-U200039** 2 m
- PO **C-U200040** 3 m
- PO **C-U200012** 5 m
- PO **C-U200013** 10 m

Opaline
- PO **C-U200041** 1,5 m
- PO **C-U200042** 2 m
- PO **C-U200043** 3 m
- PO **C-U200008** 5 m
- PO **C-U200009** 10 m
- PO **C-U200010** 20 m

Anti-glaring
- PO **C-U200044** 1,5 m
- PO **C-U200045** 2 m
- PO **C-U200046** 3 m
- PO **C-U200014** 5 m
- PO **C-U200015** 10 m

Rollip60_MS | Caps kit

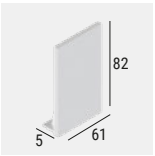

- WH **C-V400017** 2 x
- BB **C-V400018** 2 x

Rollip60_MS | Fixing bracket



- IS **C-F400007** 2 x

Finishes

WH Text white R9003
BB Text black R9005
PO Opaline polycarbonate
IS Brushed steel

Cct

M 2700 **N** 4000
W 3000



COMFORT LIGHT FOR BETTER LIFE



Rollip35_MP | V2 | mono-emission | topLED | 220-240 V AC



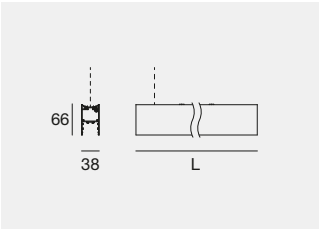

IP20 *

	Fin	Cct	lm S - lm D	Opt
L 1000 mm - CRI 90 - 13 W DC - 14,5 W AC **				
C00788	**WH**	**M**	1984 - 1489	**ZZ**
DALI *	**BB**	**W**	2078 - 1559	
C00827		**N**	2228 - 1671	
Joining kit included				
L 1500 mm - CRI 90 - 19,5 W DC - 22 W AC **				
C00789	**WH**	**M**	2976 - 2234	**ZZ**
DALI *	**BB**	**W**	3117 - 2339	
C00828		**N**	3342 - 2507	
Joining kit included				
L 2000 mm - CRI 90 - 26 W DC - 29 W AC **				
C00790	**WH**	**M**	3968 - 2978	**ZZ**
DALI *	**BB**	**W**	4156 - 3118	
C00829		**N**	4456 - 3342	
Joining kit included				
L 528x528 mm - CRI 90 - 13 W DC - 14,5 W AC				
C00806	**WH**	**M**	1984 - 1489	**ZZ**
DALI *	**BB**	**W**	2078 - 1559	
C00830		**N**	2228 - 1671	

Delivered lumens measured with opal diffuser.

Rollip35_MP | V2 | Corner | mono-emission | topLED | 220-240 V AC



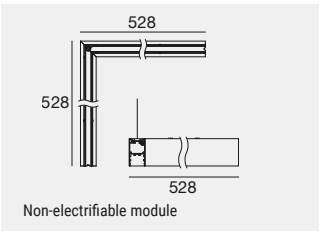

Non-electrifiable module

EL * The driver contained in the device complies with IEC 61347-2-13 annex J, and can therefore be powered by centralized power supply systems.

** First module always to be integrated with the power supply kit. All the linear modules are to be completed with at least one suspension kit, to be installed at one of the ends.

Rollip35_MP | Roller diffuser



Asymmetric

PO	**C-U200032**	1,5 m
PO	**C-U200033**	2 m
PO	**C-U200034**	3 m
PO	**C-U200006**	5 m
PO	**C-U200007**	10 m

Opaline

PO	**C-U200029**	1,5 m
PO	**C-U200030**	2 m
PO	**C-U200031**	3 m
PO	**C-U200002**	5 m
PO	**C-U200003**	10 m
PO	**C-U200004**	20 m

Anti-glaring

PO	**C-U200035**	1,5 m	Only for double-emission
PO	**C-U200036**	2 m	Only for double-emission
PO	**C-U200037**	3 m	Only for double-emission
PO	**C-U200026**	5 m	Only for double-emission
PO	**C-U200027**	10 m	Only for double-emission

Rollip35_MP | Caps kit

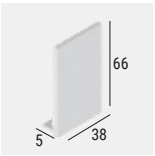

WH	**C-V400015**	2 x
BB	**C-V400016**	2 x

Rollip35_MP | Power supply kit

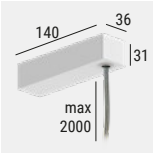

WH	**C-F300096**	Single emission
BB	**C-F300097**	Single emission
WH	**C-F300098**	Double emission
BB	**C-F300099**	Double emission

DALI 2 - DALI PUSH

WH	**C-F300100**	Single / Double emission
BB	**C-F300101**	Single / Double emission

Rollip35_MP | Suspension kit

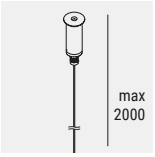

WH **C-F100003**

BB **C-F100021**

It includes a single cable. It is necessary to purchase 2 suspension kits for the starting module and 1 suspension kit for each individual module of the system. It is already included in the corner element.

Rollip35_MP | V2 | double-emission | topLED | 220-240 V AC



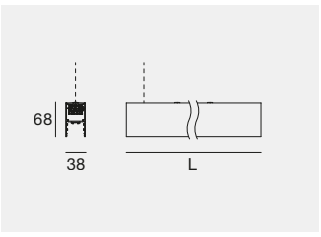

Rollip35_MP | V2 | Corner | double-emission | topLED | 220-240 V AC



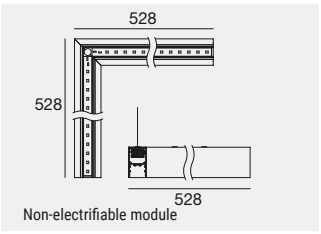

EL * The driver contained in the device complies with IEC 61347-2-13 annex J, and can therefore be powered by centralized power supply systems.

** First module always to be integrated with the power supply kit. All the linear modules are to be completed with at least one suspension kit, to be installed at one of the ends.

IP20 *

	Fin		Cct	lm S - lm D	Opt
L 1000 mm - CRI 90 - 23 W DC - 25 W AC **					
C00791	**WH**		**M**	3471 - 2784	**DZ**
DALI *	**BB**		**W**	3635 - 2915	
C00831			**N**	3883 - 3125	
Joining kit included					
L 1500 mm - CRI 90 - 34,5 W DC - 38 W AC **					
C00792	**WH**		**M**	5207 - 4176	**DZ**
DALI *	**BB**		**W**	5453 - 4372	
C00832			**N**	5824 - 4687	
Joining kit included					
L 2000 mm - CRI 90 - 46 W DC - 50 W AC **					
C00793	**WH**		**M**	6942 - 5567	**DZ**
DALI *	**BB**		**W**	7270 - 5830	
C00833			**N**	7766 - 6250	
Joining kit included					
Corner L 528x528 mm - CRI 90 - 23 W DC - 25 W AC					
C00807	**WH**		**M**	3471 - 2796	**DZ**
DALI *	**BB**		**W**	3635 - 2914	
C00834			**N**	3883 - 2954	

Delivered lumens measured with opal diffuser.

With anti-glare diffuser, **UGR < 19**.

Rollip35_MP | Roller diffuser



Asymmetric

PO	**C-U200032**	1,5 m	
PO	**C-U200033**	2 m	
PO	**C-U200034**	3 m	
PO	**C-U200006**	5 m	
PO	**C-U200007**	10 m	

Opaline

PO	**C-U200029**	1,5 m	
PO	**C-U200030**	2 m	
PO	**C-U200031**	3 m	
PO	**C-U200002**	5 m	
PO	**C-U200003**	10 m	
PO	**C-U200004**	20 m	

Anti-glaring

PO	**C-U200035**	1,5 m	Only for double-emission
PO	**C-U200036**	2 m	Only for double-emission
PO	**C-U200037**	3 m	Only for double-emission
PO	**C-U200026**	5 m	Only for double-emission
PO	**C-U200027**	10 m	Only for double-emission

Rollip35_MP | Caps kit

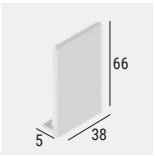

WH	**C-V400015**	2 x
BB	**C-V400016**	2 x

Rollip35_MP | Power supply kit

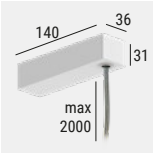

WH	**C-F300096**	Single emission
BB	**C-F300097**	Single emission
WH	**C-F300098**	Double emission
BB	**C-F300099**	Double emission

DALI 2 - DALI PUSH

WH	**C-F300100**	Single / Double emission
BB	**C-F300101**	Single / Double emission

Rollip35_MP | Suspension kit

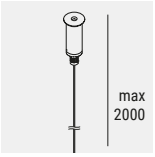

WH **C-F100003**

BB **C-F100021**

It includes a single cable. It is necessary to purchase 2 suspension kits for the starting module and 1 suspension kit for each individual module of the system. It is already included in the corner element.

Finishes

WH Text white R9003
BB Text black R9005

PO Opaline polycarbonate

Cct

M 2700 **N** 4000
W 3000

Rollip60_MP | V2 | mono-emission | topLED | 220-240 V AC



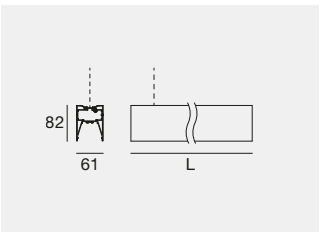

IP20 *

	Fin		Cct	lm S - lm D	Opt
L 1000 mm - CRI 90 - 13 W DC - 14,5 W AC **					
C00797	**WH**		**M**	1984 - 1508	**ZZ**
DALI *	**BB**		**W**	2078 - 1579	
C00839			**N**	2228 - 1693	
Joining kit included					
L 1500 mm - CRI 90 - 19,5 W DC - 22 W AC **					
C00798	**WH**		**M**	2976 - 2262	**ZZ**
DALI *	**BB**		**W**	3117 - 2368	
C00840			**N**	3342 - 2539	
Joining kit included					
L 2000 mm - CRI 90 - 26 W DC - 29 W AC **					
C00799	**WH**		**M**	3968 - 3016	**ZZ**
DALI *	**BB**		**W**	4156 - 3158	
C00841			**N**	4456 - 3385	
Joining kit included					
Corner L 540x540 mm - CRI 90 - 13 W DC - 14,5 W AC					
C00809	**WH**		**M**	1984 - 1508	**ZZ**
DALI *	**BB**		**W**	2078 - 1578	
C00842			**N**	2228 - 1692	

Delivered lumens measured with opal diffuser.

With anti-glare diffuser, **UGR < 19**.

Rollip60_MP | V2 | Corner | mono-emission | topLED | 220-240 V AC



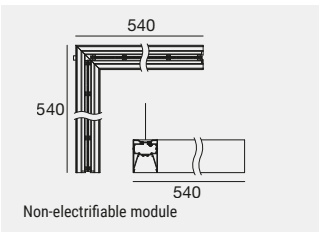

Non-electrifiable module

EL * The driver contained in the device complies with IEC 61347-2-13 annex J, and can therefore be powered by centralized power supply systems.

** First module always to be integrated with the power supply kit. All the linear modules are to be completed with at least one suspension kit, to be installed at one of the ends.

Rollip60_MP | Roller diffuser



Asymmetric

PO	**C-U200038**	1,5 m
PO	**C-U200039**	2 m
PO	**C-U200040**	3 m
PO	**C-U200012**	5 m
PO	**C-U200013**	10 m

Opaline

PO	**C-U200041**	1,5 m
PO	**C-U200042**	2 m
PO	**C-U200043**	3 m
PO	**C-U200008**	5 m
PO	**C-U200009**	10 m
PO	**C-U200010**	20 m

Anti-glaring

PO	**C-U200044**	1,5 m
PO	**C-U200045**	2 m
PO	**C-U200046**	3 m
PO	**C-U200014**	5 m
PO	**C-U200015**	10 m

Rollip60_MP | Caps kit

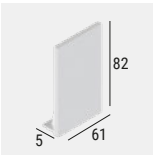

WH	**C-V400017**	2 x
BB	**C-V400018**	2 x

Rollip60_MP | Power supply kit

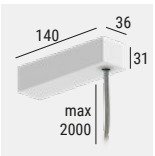

WH	**C-F300096**	Single emission
BB	**C-F300097**	Single emission
WH	**C-F300098**	Double emission
BB	**C-F300099**	Double emission

DALI 2 - DALI PUSH

WH	**C-F300100**	Single / Double emission
BB	**C-F300101**	Single / Double emission

Rollip60_MP | Suspension kit

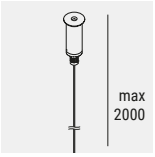

WH **C-F100003**

BB **C-F100021**

It includes a single cable. It is necessary to purchase 2 suspension kits for the starting module and 1 suspension kit for each individual module of the system. It is already included in the corner element.

Rollip60_MP | V2 | double-emission | topLED | 220-240 V AC



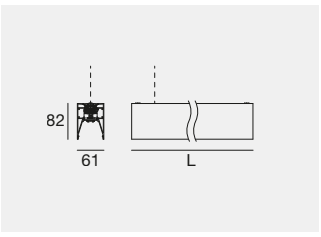

Rollip60_MP | V2 | Corner | double-emission | topLED | 220-240 V AC



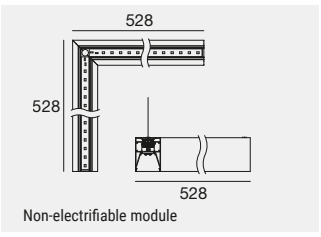

Non-electrifiable module

EL * The driver contained in the device complies with IEC 61347-2-13 annex J, and can therefore be powered by centralized power supply systems.

** First module always to be integrated with the power supply kit. All the linear modules are to be completed with at least one suspension kit, to be installed at one of the ends.

IP20 NEW

*

HF

	Fin	Cct	lm S - lm D	Opt
L 1000 mm - CRI 90 - 33 W DC - 36 W AC **				
C01295	**WH**	**M**	4711 - 3893	**DZ**
DALI *	**BB**	**W**	4933 - 4077	
C01301		**N**	5243 - 4370	
Joining kit included				
L 1500 mm - CRI 90 - 150 W DC - 55 W AC **				
C01296	**WH**	**M**	7067 - 5840	**DZ**
DALI *	**BB**	**W**	7400 - 6115	
C01302		**N**	7865 - 6555	
Joining kit included				
L 2000 mm - CRI 90 - 66 W DC - 73 W AC **				
C01297	**WH**	**M**	9422 - 7786	**DZ**
DALI *	**BB**	**W**	9866 - 8153	
C01303		**N**	10486 - 8740	
Joining kit included				
L 540x540 mm - CRI 90 - 33 W DC - 36 W AC				
C01305	**WH**	**M**	4711 - 1947	**DZ**
DALI *	**BB**	**W**	4933 - 2039	
C01307		**N**	5243 - 2185	

Delivered lumens measured with opal diffuser.

With anti-glare diffuser, **UGR < 19**.

Rollip60_MP | Roller diffuser



Asymmetric

PO	**C-U200038**	1,5 m
PO	**C-U200039**	2 m
PO	**C-U200040**	3 m
PO	**C-U200012**	5 m
PO	**C-U200013**	10 m

Opaline

PO	**C-U200041**	1,5 m
PO	**C-U200042**	2 m
PO	**C-U200043**	3 m
PO	**C-U200008**	5 m
PO	**C-U200009**	10 m
PO	**C-U200010**	20 m

Anti-glaring

PO	**C-U200044**	1,5 m
PO	**C-U200045**	2 m
PO	**C-U200046**	3 m
PO	**C-U200014**	5 m
PO	**C-U200015**	10 m

Rollip60_MP | Caps kit

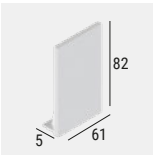

WH	**C-V400017**	2 x
BB	**C-V400018**	2 x

Rollip60_MP | Power supply kit

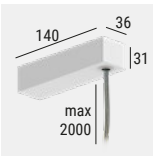

WH	**C-F300096**	Single emission
BB	**C-F300097**	Single emission
WH	**C-F300098**	Double emission
BB	**C-F300099**	Double emission

DALI 2 - DALI PUSH

WH	**C-F300100**	Single / Double emission
BB	**C-F300101**	Single / Double emission

Rollip60_MP | Suspension kit

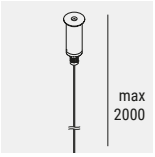

WH **C-F100003**

BB **C-F100021**

It includes a single cable. It is necessary to purchase 2 suspension kits for the starting module and 1 suspension kit for each individual module of the system. It is already included in the corner element.

Finishes

WH Text white R9003 PO Opaline polycarbonate

BB Text black R9005

Cct

M 2700 **N** 4000

W 3000







IRI headquarters
Milan (Italy)

Lighting Designer:
Garibaldi Architects

Photography:
Giacomo Albo

Electronics

AL | 24 V

99374	99331	99332	83333	C-E400002
ON/OFF	ON/OFF	0/1-10V	DALI/PUSH	DALI/PUSH
75W	150W	150W	150W	240W
210 x 49 x h 25	158 x 60 x h 35	158 x 60 x h 35	188 x 68 x h 34	188 x 68 x h 34
56	70	70	77	77

EP | 48 V

C-E300009	C-E300010	C-E300015	C-E300016	C-E300014
ON/OFF	ON/OFF	DALI/PUSH	DALI/PUSH	DALI/PUSH
75W CV 48V	150W CV 48V	35W CV 48V	100W CV 48V	200W CV 48V
280 x 41 x h 29	280 x 41 x h 29	195 x 43 x h 30	225 x 43 x h 30	325 x 43 x h 30
49	49	53	53	53

ARCHICOVE

Aluminium body
Polycarbonate diffuser



Archicove | topLED | 24 V DC



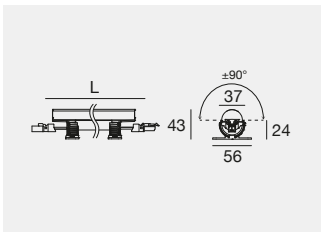

	Cct	lm S - lm D	Opt	
L 342 mm - 9 W DC				
BB **94110**	**M**	1448 - 1035	**30**	(34°x90°)
	W	1511 - 1080	**60**	(65°x112°)
	N	1599 - 1143	**00**	(Diffused)
			07	(Asym. Ww)
L 1022 mm - 32 W DC				
BB **94115**	**M**	4344 - 3105	**30**	(34°x90°)
	W	4533 - 3240	**60**	(65°x112°)
	N	4797 - 3429	**00**	(Diffused)
			07	(Asym. Ww)

Electronics: **AL** (pag 334) | Cables and accessories (pag 334)

Archicove On/Off | topLED | 220-240 V AC



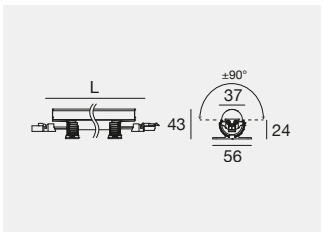

	Cct	lm S - lm D	Opt	
L 342 mm - 9 W DC - 12 W AC				
BB **92023**	**M**	1448 - 1035	**30**	(34°x90°)
	W	1511 - 1080	**60**	(65°x112°)
	N	1599 - 1143	**00**	(Diffused)
			07	(Asym. Ww)
L 1022 mm - 27 W DC - 35 W AC				
BB **92025**	**M**	4344 - 3105	**30**	(34°x90°)
	W	4533 - 3240	**60**	(65°x112°)
	N	4797 - 3429	**00**	(Diffused)
			07	(Asym. Ww)

Cables and accessories (pag 334)

The extensive variety of optics offers a wide choice of solutions. Above all, it allows to redefine the cove lighting concept: not only softly diffused indirect light, but also a tool to be used to enhance the architecture with more or less narrow dimensions.

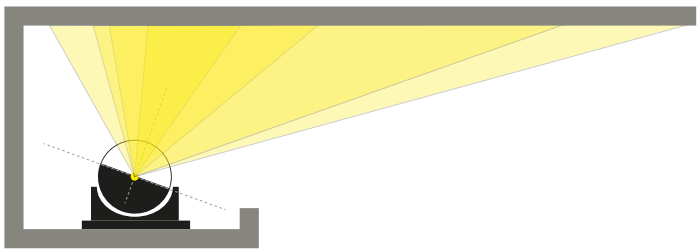



Finishes

BB Text black R9005

Cct

M 2700 **N** 4000
W 3000

MAXIMUM VERSATILITY IN EVERY SPACE



Equipment equipped with male and female connectors, conceived for quick installation of a continuous row.

Precise light beam adjustment option by setting the rotation angle of the LED profile.

Electronics and accessories

AL | 24 V

99374	99331	99332	83333	C-E400002
ON/OFF	ON/OFF	0/1-10V	DALI/PUSH	DALI/PUSH
75W	150W	150W	150W	240W
210 x 49 x h 25	158 x 60 x h 35	158 x 60 x h 35	188 x 68 x h 34	188 x 68 x h 34
56	70	70	77	77

Archicove | Steel support plate

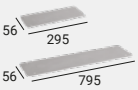

IS **98699** L 342 mm
IS **98781** L 1022 mm

suitable for: Archicove / Archicove On/Off

Cables



BB **98879** Supply 24V

suitable for: Archicove



BB **98713** Supply 190~250V

suitable for: Archicove On/Off



BB **98878** Extension 24V

suitable for: Archicove



BB **98716** Extension 190~250V

suitable for: Archicove On/Off

Finishes

BB Text black R9005
IS Brushed steel



La Rotonda Coffee Shop/Pizzeria
Magliano di Tenna - Fermo (Italy)

Project: Nazzareno Senzacqua

Lighting Designer:
Lighting (Matteo Ercoli + Simona Braconi)

Photography:
Giuseppe Saluzzi

FYLO+

PATENTED

reddot award
winner

Aluminium profile
Quartz powder resin and mixed
construction site material

Installation process Fylo+
Once installed, the profiles are concealed fully camouflaging with the surrounding architecture; the integrated light concept allows to customise the spaces with unique and precious light details.



Pre-treated aluminum profile.

Quartz powder resin.

Mixed building material resin applied with several coats granting a homogeneous and thick surface, ready to be sanded and serving as a support for the final coat of paint.

Final paint. Application of primer as if it was on plasterboard.

Continuous line
The ROLL DIFFUSER was designed to create continuous light lines. Once coupled at the ends, the special polycarbonate reel unwinds following the profile along its entire length: this solution allows avoiding complex installation operations, replaced by a single, simple assembly operations with drastically reduced times. With the equipment lit, the diffuser screens and harmonises the light emitted by the source, reducing glaring drastically even when observed directly.



Quick installation
The profiles are snap-coupled on a dedicated bracket. Special plastic elements were introduced into the rear of the profiles, in the linear guides where they slide. Fixing is not bound to a pre-established point and so it can be installed as the installation technician wishes.

Fylo+ Surface

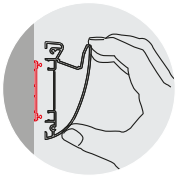

Bring the profile closer to the bracket

Push the product firmly against the bracke

Fylo+ Recessed

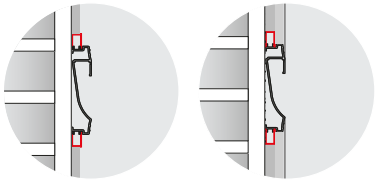

Fylo+ Recessed is provided for cardboard wall-mounted installation. For installation on existing walls is sufficient to remove the lateral flaps included in the profile.

Fylo+ Aluminium

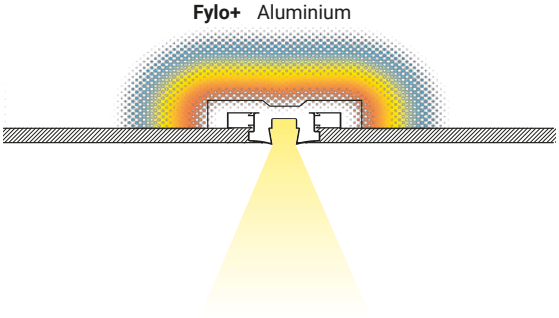

More light, more efficiency
The choice of aluminium, lightened due to the specific design developed for the profiles section, allows to exploit the surface of the module as a diffuser enhancing the light performance available for the range of products.

Fylo_Direct



65180 - 65181

Fylo_Recessed



65006 - 65007



65003 - 65004



65027 - 65028



65009 - 65010



65012 - 65013

Fylo_Surface



65015 - 65016



65018 - 65019



65021 - 65022



65024 - 65025

Fylo+ Direct_1 | Reel diffuser | Recessed linear light



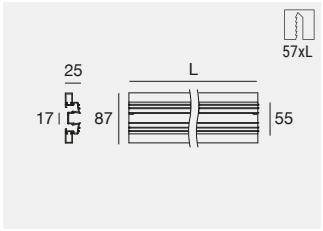

	L mm
WH **65180**	1000
WH **65181**	2000

Accessories: (pag 339) | Light source and power supply: (pag 339)

65184 Opaline diffuser L roller 5 m
65183 Opaline diffuser L roller 10 m
65182 Opaline diffuser L roller 20 m
62900 Outer casing for dropped ceiling

Fylo+ Recessed_1 | Recessed linear light body



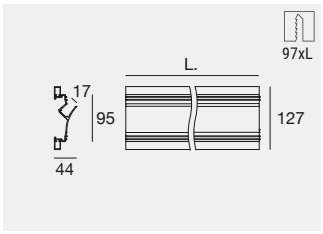

	L mm
WH **65027**	1000
WH **65028**	2000

Accessories: (pag 339) | Light source and power supply: (pag 339)

65054 Opaline diffuser 1pcs L 1 m
65055 Opaline diffuser 5pcs L 1 m
62900 Outer casing for dropped ceiling

Fylo+ Recessed_2 | Recessed linear light body



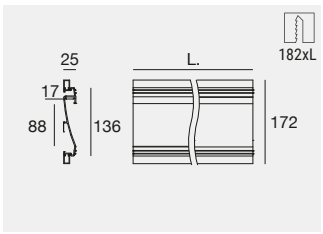

	L mm
WH **65006**	1000
WH **65007**	2000

Accessories: (pag 339) | Light source and power supply: (pag 339)

65054 Opaline diffuser 1pcs L 1 m
65055 Opaline diffuser 5pcs L 1 m
62900 Outer casing for dropped ceiling

Fylo+ Recessed_3 | Recessed linear light body





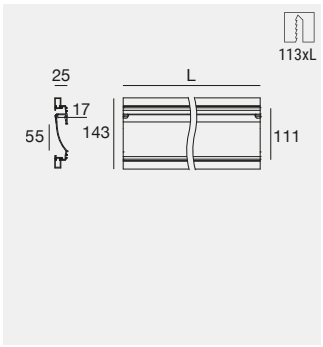

	L mm
WH **65003**	1000
WH **65004**	2000

Accessories: (pag 339) | Light source and power supply: (pag 339)

65054 Opaline diffuser 1pcs L 1 m
65055 Opaline diffuser 5pcs L 1 m
62900 Outer casing for dropped ceiling

Fylo+ Recessed_4 | Recessed linear light body



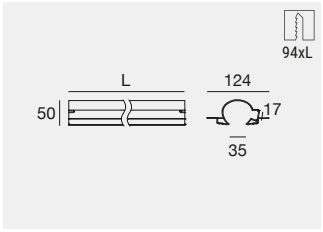

	L mm
WH **65009**	1000
WH **65010**	2000

Accessories: (pag 339) | Light source and power supply: (pag 339)

65054 Opaline diffuser 1pcs L 1 m
65055 Opaline diffuser 5pcs L 1 m
62900 Outer casing for dropped ceiling

Fylo+ Recessed_5 | Recessed linear light body



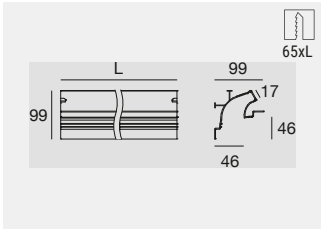

	L mm
WH **65012**	1000
WH **65013**	2000

Accessories: (pag 339) | Light source and power supply: (pag 339)

65054 Opaline diffuser 1pcs L 1 m
65055 Opaline diffuser 5pcs L 1 m
62900 Outer casing for dropped ceiling

Finishes

WH Text white R9003

Fylo+ Surface_1 | Surface light body



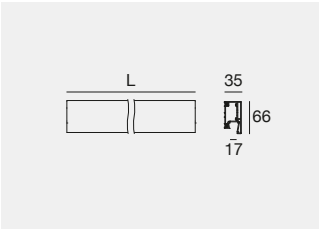

	L mm
WH **65015**	1000
WH **65016**	2000

Accessories: (pag 339) | Light source and power supply: (pag 339)

65054 Opaline diffuser 1pcs L 1 m
65055 Opaline diffuser 5pcs L 1 m
62900 Outer casing for dropped ceiling
65008 Sealing caps 2 pcs

Fylo+ Surface_2 | Surface light body



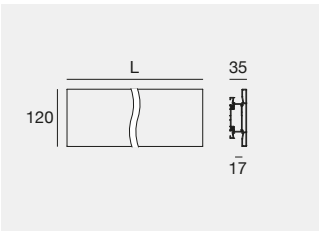

	L mm
WH **65018**	1000
WH **65019**	2000

Accessories: (pag 339) | Light source and power supply: (pag 339)

65054 Opaline diffuser 1pcs L 1 m
65055 Opaline diffuser 5pcs L 1 m
62900 Outer casing for dropped ceiling
65011 Sealing caps 2 pcs

Fylo+ Surface_3 | Surface light body



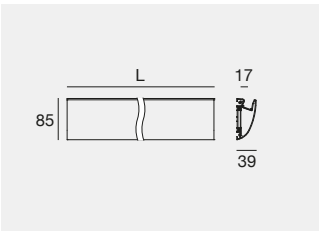

	L mm
WH **65021**	1000
WH **65022**	2000

Accessories: (pag 339) | Light source and power supply: (pag 339)

65054 Opaline diffuser 1pcs L 1 m
65055 Opaline diffuser 5pcs L 1 m
62900 Outer casing for dropped ceiling
65014 Sealing caps 2 pcs

Fylo+ Surface_4 | Angular light body



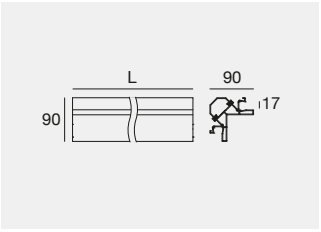

	L mm
WH **65024**	1000
WH **65025**	2000

Accessories: (pag 339) | Light source and power supply: (pag 339)

65054 Opaline diffuser 1pcs L 1 m
65055 Opaline diffuser 5pcs L 1 m
62900 Outer casing for dropped ceiling
65097 Sealing caps 2 pcs

Accessories

Fylo+ | Light units - LED Strip



Ribbon Pro pag. 396
Ribbon Plus pag. 394-395
Ribbon pag. 392-393

Fylo+ | Opaline diffuser



PO **65184** 5 m
PO **65183** 10 m
PO **65182** 20 m
suitable for: Direct_1

Fylo+ | Outer casing

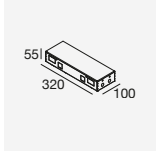

62900
suitable for: Direct_1 - Recessed_1 - Recessed_2
Recessed_3 - Recessed_4 - Recessed_5
Surface_1 - Surface_2 - Surface_3 - Surface_4

Fylo+ | Opaline diffuser

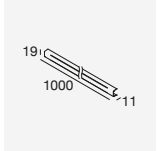

PO **65054** 1 m
PO **65055** 1 m x 5pz
suitable for: Recessed_1 - Recessed_2 - Recessed_3
Recessed_4 - Recessed_5 - Surface_1 - Surface_2
Surface_3 - Surface_4

Fylo+ | Sealing caps

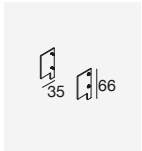

WH **65008** 2 x
suitable for:
Surface_1

Fylo+ | Sealing caps

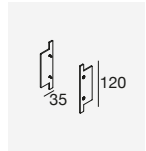

WH **65011** 2 x
suitable for:
Surface_2

Fylo+ | Sealing caps

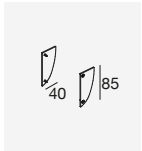

WH **65014** 2 x
suitable for:
Surface_3

Fylo+ | Sealing caps

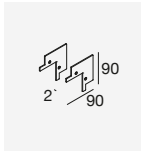

WH **65097** 2 x
suitable for:
Surface_4

Finishes

WH Text white R9003
PO Opaline polycarbonate



STEP LIGHTS



Sofitel Barcelona Skipper
Barcelona (Spain)

Lighting Designer:
Fantastico Lighting Partners

Photography:
Jordi Anguera

Step lights range index

Vissa

Vissa_R

345

Vissa_Q

345

Petit

Petit_R

347

Petit_Q

347

Quara

Quara_R

349

Quara_Q

349

Envelope

Envelope_1

353

Step

Step

355

Ilamt

Ilamt

357

Ilamt66

357

Optiwall

Optiwall


359



VISSA

Vissa_R | powerLED | 220 mA | 0,7 W DC



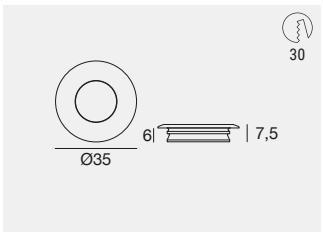

	Fin	Cct	lm S - lm D	Opt
CRI 90				
C00477	**CH**	**M**	88 - 44	**XF** (91°)
	NK	**W**	92 - 46	
		N	98 - 49	

Electronics: **A2** (pag 345) | Recessed casings & Accessories: (pag 345)

Vissa_Q | powerLED | 220 mA | 0,7 W DC



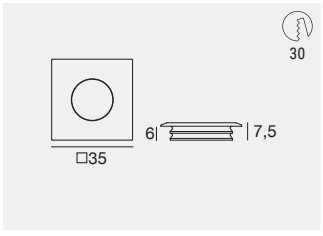

	Fin	Cct	lm S - lm D	Opt
CRI 90				
C00478	**CH**	**M**	88 - 44	**XF** (91°)
	NK	**W**	92 - 46	
		N	98 - 49	

Electronics: **A2** (pag 345) | Recessed casings & Accessories: (pag 345)

Recessed casings & Accessories

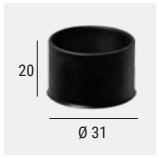

PVC **84995** Recessed casing



PVC **84952** Ring for carpet installation

Electronics

A2 | 220 mA | 0,7 W DC

99307	**83007**	**99198**	**C-E100059**	**83322**
ON/OFF	ON/OFF	ON/OFF	0/1-10V	DALI/PUSH
1 - 2 art.	3 - 6 art.	6 - 12 art.	4 - 15 art.	4 - 12 art.
138 x 22 x h 21	138 x 22 x h 21	149 x 37 x h 30	141 x 30 x h 21	149 x 37 x h 31
29	29	48	37	48



Brass body with Chrome or Brushed Nickel finish.

Finishes

CH Polished (galvanic) chrome
NK Brushed nickel

Cct

M 2700 **N** 4000
W 3000

PETIT

Brass or aluminium body.



Petit_R | powerLED | 350 mA | 1 W DC



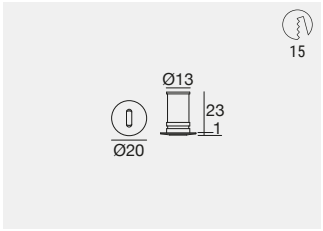

C.C. IP20

	Fin	Cct	lm S - lm D	Opt
CRI 90				
C00230	**WH**	**M**	124 - 22	**US** (6°)
	NK	**W**	132 - 24	
		N	147 - 26	

Electronics: **A1** (pag 347) | Recessed casings: (pag 347)

Petit_Q | powerLED | 350 mA | 1 W DC



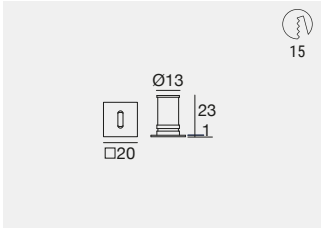

C.C. IP20

	Fin	Cct	lm S - lm D	Opt
CRI 90				
C00231	**WH**	**M**	124 - 22	**US** (6°)
	NK	**W**	132 - 24	
		N	147 - 26	

Electronics: **A1** (pag 347) | Recessed casings: (pag 347)

Petit_R | powerLED | 350 mA | 1 W DC



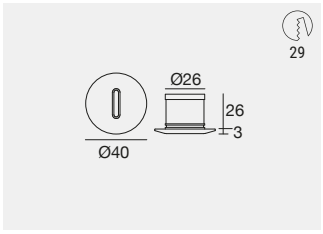

C.C. IP44

	Fin	Cct	lm S - lm D	Opt
CRI 90				
C00232	**WH**	**M**	124 - 26	**US** (6°)
	NK	**W**	132 - 28	
		N	147 - 31	

Electronics: **A1** (pag 347) | Recessed casings: (pag 347)

Petit_Q | powerLED | 350 mA | 1 W DC



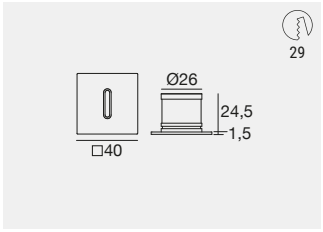

C.C. IP44

	Fin	Cct	lm S - lm D	Opt
CRI 90				
C00233	**WH**	**M**	124 - 26	**US** (6°)
	NK	**W**	132 - 28	
		N	147 - 31	

Electronics: **A1** (pag 347) | Recessed casings: (pag 347)

Recessed casings

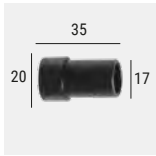

ABS **84335** Recessed casing

suitable for: Petit_R 1W 20 mm - Q 1W 20 mm



ABS **84915** Recessed casing

suitable for: Petit_R 1W 40 mm - Q 1W 40 mm

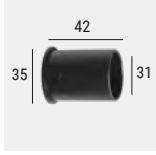

ABS **84336** Recessed casing

suitable for: Petit_R 1W 40 mm - Q 1W 40 mm

Electronics

A1 | 350 mA | 1 W DC

89144	89145	99375	C-E100010	C-E100011
ON/OFF	ON/OFF	ON/OFF	0/1-10V	DALI/PUSH
1 - 2 art.	3 - 6 art.	6 - 12 art.	3 - 4 art.	3 - 4 art.
138 x 22 x h 21	138 x 22 x h 21	138 x 22 x h 21	124 x 22 x h 22	124 x 22 x h 22
29	29	29	31	31

Finishes

WH Text white R9003
NK Brushed nickel

Cct

M 2700 **N** 4000
W 3000

QUARA

Aluminium or steel body.



Quara_R | powerLED | 350 mA | 1 W DC



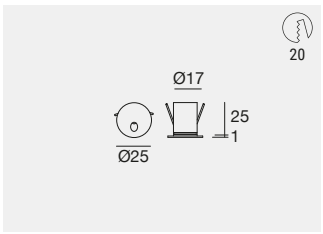

Quara_Q | powerLED | 350 mA | 1 W DC



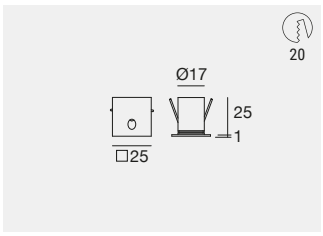

Quara_R | powerLED | 630 mA | 2 W DC



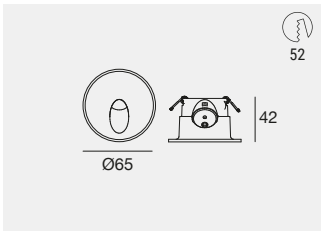

Quara_Q | powerLED | 630 mA | 2 W DC



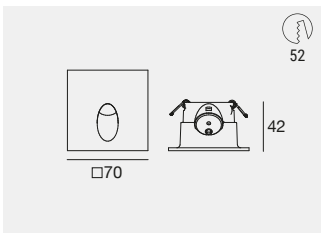

	Fin	Cct	lm S - lm D	Opt
CRI 90				
C01928	**WH**	**M**	124 - 14	**WW** (Asym. Ww)
	GG	**W**	132 - 15	
	DB	**N**	147 - 17	
	IS			

Electronics: **A1** (pag 350) | Recessed casings: (pag 350)

	Fin	Cct	lm S - lm D	Opt
CRI 90				
C01929	**WH**	**M**	124 - 14	**WW** (Asym. Ww)
	GG	**W**	132 - 15	
	DB	**N**	147 - 17	
	IS			

Electronics: **A1** (pag 350) | Recessed casings: (pag 350)

	Fin	Cct	lm S - lm D	Opt
CRI 90				
C00238	**NK**	**M**	199 - 73	**WW** (Asym. Ww)
		W	212 - 78	
		N	237 - 87	

Electronics: **C1** (pag 350) | Recessed casings: (pag 350)

	Fin	Cct	lm S - lm D	Opt
CRI 90				
C00239	**NK**	**M**	199 - 73	**WW** (Asym. Ww)
		W	212 - 78	
		N	237 - 87	

Electronics: **C1** (pag 350) | Recessed casings: (pag 350)

Quara family

Quara_R _RO _RI



670-671

Quara_F



671

Quara_Q _QI



672

Finishes

WH Text white R9003
GG Text brilliant grey R9006
DB Dark Brown
IS Brushed steel
NK Brushed nickel

Cct

M 2700 **N** 4000
W 3000

Finishes



Text brilliant grey (GG)



Text white (WH)



Dark brown (DB)



Brushed steel (IS)

Recessed casings



ABS **98950** Recessed casing

suitable for: Quara_R 1W 25 mm - Q 1W 25 mm

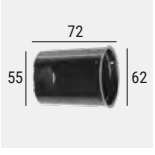

ABS **84338** Recessed casing

suitable for: Quara_R 2W 65 mm - Q 2W 70 mm

Electronics

A1 | 350 mA | 1 W DC

89144	**89145**	**99375**	**C-E100010**	**C-E100011**
ON/OFF	ON/OFF	ON/OFF	0/1-10V	DALI/PUSH
1 - 2 art.	3 - 6 art.	6 - 12 art.	3 - 4 art.	3 - 4 art.
138 x 22 x h 21	138 x 22 x h 21	138 x 22 x h 21	124 x 22 x h 22	124 x 22 x h 22
29	29	29	31	31

C1 | 630 mA | 2 W DC

89147	**99376**	**99105**	**99710**	**99713**	**+ driver 24V DC**	
ON/OFF	ON/OFF	ON/OFF	24V DC converter	24V DC converter	**99374**	**99331**
1 - 2 art.	3 - 6 art.	6 - 12 art.	0/1-10V 1 - 6 art.	DALI 1 - 6 art.	75W	150W
138 x 22 x h 21	138 x 22 x h 21	103 x 58 x h 27	138 x 22 x h 20	138 x 22 x h 20		
29	29	64	29	29	56	70



Brushed nickel (NK)



ENVELOPE

Aluminium body.

Envelope_1 | powerLED | 350 mA | 1 W DC



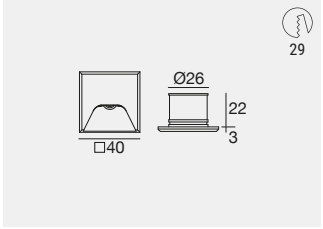

	Fin	Cct	lm S - lm D	Opt
CRI 90				
C00227	**WH**	**M**	124 - 25	**WW** (Asym. Ww)
	BB	**W**	132 - 26	
	DB	**N**	147 - 29	

Electronics: **A1** (pag 353) | Recessed casings: (pag 353)



Text black (BB)



Dark brown (DB)



Text white (WH)

Recessed casings



ABS 84336 Recessed casing

suitable for: Envelope_1 1W 40 mm

Electronics

A1 | 350 mA | 1 W DC

89144	**89145**	**99375**	**C-E100010**	**C-E100011**
ON/OFF	ON/OFF	ON/OFF	0/1-10V	DALI/PUSH
1 - 2 art.	3 - 6 art.	6 - 12 art.	3 - 4 art.	3 - 4 art.
138 x 22 x h 21	138 x 22 x h 21	138 x 22 x h 21	124 x 22 x h 22	124 x 22 x h 22
29	29	29	31	31

Envelope family

Envelope_R _RW



682

Envelope_Q _QW

684

Envelope_W

685

Finishes

WH Text white R9003 DB Dark brown
BB Text black R9005

Cct

M 2700 **N** 4000
W 3000

STEP

Aluminium body.



Step | powerLED | 350 mA | 1 W DC



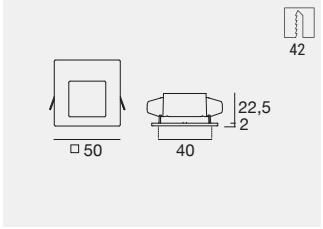

	Fin	Cct	lm S - lm D	Opt
CRI 90				
C00943	**WH**	**A**	111 - 47	**WW** (Asym. Ww)
	BB	**M**	124 - 52	
	NK	**W**	132 - 56	
		N	147 - 63	

Electronics: **A1** (pag 355) | Accessories: (pag 355)



Text black (BB)



Text white (WH)



Brushed nikel (NK)

Step family

Step66



686

Accessories

Step | Template

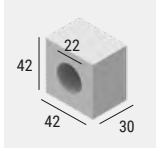

POL **99850** Template for concrete casting preparation.

suitable for: Step 1W 50 mm

Electronics

A1 | 350 mA | 1 W DC

89144	89145	99375	C-E100010	C-E100011
ON/OFF	ON/OFF	ON/OFF	0/1-10V	DALI/PUSH
1 - 2 art.	3 - 6 art.	6 - 12 art.	3 - 4 art.	3 - 4 art.
138 x 22 x h 21	138 x 22 x h 21	138 x 22 x h 21	124 x 22 x h 22	124 x 22 x h 22
29	29	29	31	31

Finishes

WH Text white R9003
BB Text black R9005
NK Brushed nickel
POL Polystyrene

Cct

A 2200 **W** 3000
M 2700 **N** 4000

ILAMT



llamt | powerLED | 350 mA | 1 W DC



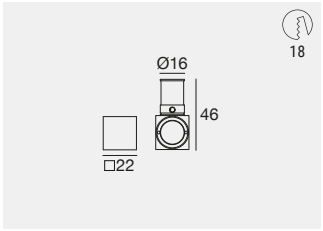

IP44

	Fin	Cct	lm S - lm D	Opt
CRI 90				
C00244	**WH**	**M**	124 - 87	**SP** (19°)
	NK	**W**	132 - 92	**FL** (27°)
		N	147 - 103	**WF** (57°)

Electronics: **A1** (pag 357) | Recessed casings: (pag 357)

llamt66 | powerLED | 630 mA | 2 W DC



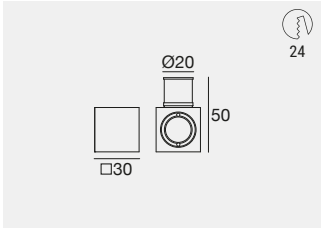

IP66

	Fin	Cct	lm S - lm D	Opt
CRI 90				
C00246	**WH**	**M**	199 - 130	**NS** (13°)
	NK	**W**	212 - 138	**ML** (25°)
		N	237 - 153	**MW** (31°)
				WF (54°)

Electronics: **C1** (pag 357) | Recessed casings: (pag 357)



Brushed nikel (NK)
Brass body

Text white (WH)
Brass body

Recessed casings

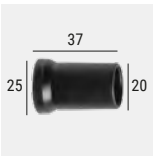

ABS 84337 Recessed casing

suitable for: llamt 1W 22 mm

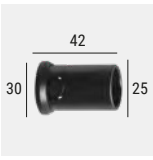

ABS 84349 Recessed casing

suitable for: llamt66 2W 30 mm

Electronics

A1 | 350 mA | 1 W DC

89144	89145	99375	C-E100010	C-E100011
ON/OFF	ON/OFF	ON/OFF	0/1-10V	DALI/PUSH
1 - 2 art.	3 - 6 art.	6 - 12 art.	3 - 4 art.	3 - 4 art.
138 x 22 x h 21	138 x 22 x h 21	138 x 22 x h 21	124 x 22 x h 22	124 x 22 x h 22
29	29	29	31	31

C1 | 630 mA | 2 W DC

89147	99376	99105	99710	99713	+ driver 24V DC	
ON/OFF	ON/OFF	ON/OFF	24V DC converter	24V DC converter	99374	99331
1 - 2 art.	3 - 6 art.	6 - 12 art.	0/1-10V 1 - 6 art.	DALI 1 - 6 art.	75W	150W
138 x 22 x h 21	138 x 22 x h 21	103 x 58 x h 27	138 x 22 x h 20	138 x 22 x h 20		
29	29	64	29	29	56	70

Finishes

WH Text white R9003
NK Brushed nickel

Cct

M 2700 **N** 4000
W 3000

OPTIWALL



Optiwall | topLED | 24 V DC | 1,2 W DC



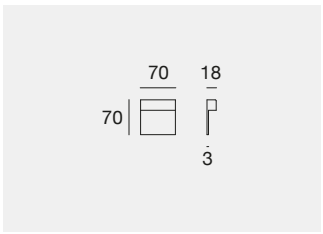

	Fin	Cct	lm S - lm D	Opt
CRI 80 - 24 V DC - 1,2 W DC				
C01708	**WH**	**A**	126 - 68	**WW** (Asym. Ww)
	DB	**M**	151 - 81	
	BG	**W**	158 - 85	
	AU	**N**	167 - 90	
	DZ			

Electronics: **EQ2** (pag 359)

A CASCADE OF LIGHT IN A FEW MILLIMETRES OF THICKNESS

Optiwall is a wall-mounted step light that requires no recessed casing, allowing for direct, quick and easy installation on the surface. Its thickness of just 18 mm minimises the overall dimensions of the luminaire. The recessed light sources, combined with the flat diffuser, provide uniform light distribution across the walking surface and the vertical surface, making it ideal for corridors, pathways and stairs. Aluminium body, PMMA diffuser.



Text white (WH)



Dark brown (DB)



Text black grey (BG)



Painted gold (AU)



Anodic bronze (DZ)

Optiwall family Outdoor

Optiwall

702

Optiwall_Pro

703

Electronics

EQ2 | 24 V | max. 1,2 W DC

89408	**99374**	**99332**	**83333**	**99722**
ON/OFF 1 - 4 art. 100 x 80 x h 31	ON/OFF 1 - 60 art. 210 x 49 x h 25 56	0/1-10V 1 - 115 art. 158 x 60 x h 35 70	DALI/PUSH 1 - 155 art. 188 x 68 x h 34 77	DALI 1 - 90 art. 191 x 63 x h 38 73

Finishes

WH Text white R9003
BG Text black grey R7021
DB Dark brown
AU Painted gold
DZ Anodic bronze

Cct

A 2200 **W** 3000
M 2700 **N** 4000



MICRO SPOT LIGHTS



The River
New York City, USA

Project: Bentel & Bentel

Photography: Arcphoto

Micro Spotlights range index

Bibok

Bibok



365

Aspho

Aspho_R



367

Aspho_Q



367

Picrol

Picrol



371

Nitum

Nitum_R



372

Nitum_Q



373

Ghilea

Ghilea



375

Crystals

Beriel



377

Elin



377

Ture



377-378

Eyelet

Eyelet_R



381

Eyelet_Q



381

Eyelet_R



381

Eyelet_Q



381

BIBOK

Brass body.



Bibok | 5mmLED | 24 V DC | 0,5 W DC



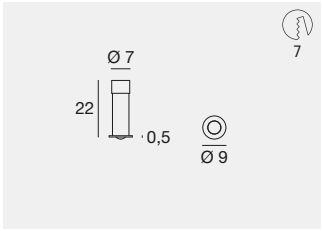

C.V. IP44

	Fin	Cct	lm S - lm D	Opt
CRI 90				
C01775	**WH**	**M**	25 - 5	**MW** (40° - 49°)
	CH	**W**	30 - 6	
		N	35 - 7	

Electronics: **AV** (pag 365)

Bibok | V2 | powerLED | 350 mA | 1 W DC



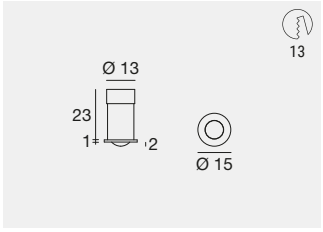

C.C. IP44 NEW

	Fin	Cct	lm S - lm D	Opt
CRI 90				
C01837	**WH**	**M**	124 - 36	**MW** (32°)
	CH	**W**	132 - 39	**WF** (66°)
		N	147 - 43	

Electronics: **A1** (pag 365) | Recessed casing: (pag 365)

Bibok | V2 | powerLED | 500 mA | 1,5 W DC



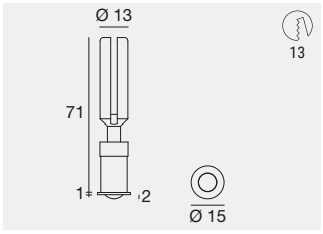

C.C. IP44 NEW

	Fin	Cct	lm S - lm D	Opt
CRI 90				
C01838	**WH**	**M**	170 - 49	**MW** (32°)
	CH	**W**	181 - 53	
		N	203 - 59	

Electronics: **B1** (pag 365) | Recessed casing: (pag 365)

Recessed casings

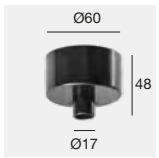

ABS 84916 Recessed casings

suitable for: Bibok Ø15 mm H23 mm



ABS 84917 Recessed casings

suitable for: Bibok Ø15 mm H71 mm

Electronics

A1 | 350 mA | 1 W DC

89144	89145	99375	C-E100010	C-E100011
ON/OFF	ON/OFF	ON/OFF	0/1-10V	DALI/PUSH
1 - 2 art.	3 - 6 art.	6 - 12 art.	3 - 4 art.	3 - 4 art.
138 x 22 x h 21	138 x 22 x h 21	138 x 22 x h 21	124 x 22 x h 22	124 x 22 x h 22
29	29	29	31	31

AV | 24 V | max. 0,5 W DC

89408	99374	99332	83333	99722
ON/OFF	ON/OFF	0/1-10V	DALI/PUSH	DALI
1 - 10 art.	1 - 135 art.	1 - 270 art.	1 - 270 art.	1 - 220 art.
138 x 22 x h 20	210 x 49 x h 25	158 x 60 x h 35	188 x 68 x h 34	191 x 63 x h 38
29	56	70	77	73

B1 | 500 mA | 1,5 W DC

99195	89146	99377	C-E100004	C-E100005
ON/OFF	ON/OFF	ON/OFF	0/1-10V	DALI/PUSH
1 - 2 art.	2 - 3 art.	3 - 6 art.	3 - 4 art.	3 - 4 art.
138 x 22 x h 21	138 x 22 x h 21	138 x 22 x h 21	124 x 22 x h 22	124 x 22 x h 22
29	29	64	31	31

Finishes

WH Text white R9003
CH Polished (galvanic) chrome

Cct

M 2700 **N** 4000
W 3000

ASPHO

Brass or steel body.



Aspho_R | 5mmLED | 24 V DC | 0,5 W DC



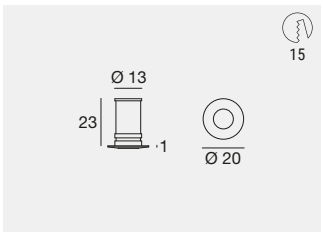

C.V. IP44

	Fin	Cct	lm S - lm D	Opt
CRI 90				
C01776	**WH**	**M**	25 - 5	**MW** (40° - 49°)
	CH	**W**	30 - 6	
	NK	**N**	35 - 7	

Electronics: **AV** (pag 369) | Recessed casing: (pag 369)

Aspho_R | powerLED | 350 mA | 1 W DC



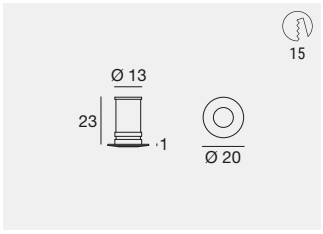

C.C. IP44

	Fin	Cct	lm S - lm D	Opt
CRI 90				
C00263	**WH**	**M**	124 - 36	**MW** (32°)
	CH	**W**	132 - 39	**WF** (66°)
	NK	**N**	147 - 43	
	BS			

Electronics: **A1** (pag 369) | Recessed casing: (pag 369)

Aspho_R | powerLED | 500 mA | 1,5 W DC



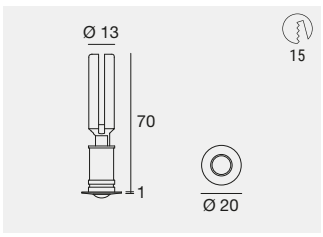

C.C. IP44

	Fin	Cct	lm S - lm D	Opt
CRI 90				
C00264	**WH**	**M**	170 - 50	**MW** (32°)
	CH	**W**	181 - 53	**WF** (66°)
	NK	**N**	203 - 59	

Electronics: **B1** (pag 369) | Recessed casing: (pag 369)

Aspho_R | V2 | powerLED | 220 mA | 2,8 W DC x channel



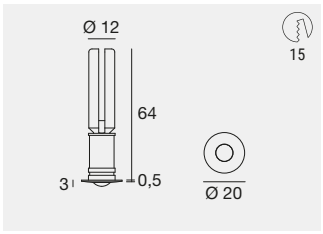

C.C. IP44 NEW

	Fin	Cct		Opt
C01356	**WH**	**V**	RGBW (3000)	**MW** (32°)
	CH	**Q**	RGBW (4000)	
	NK			

Electronics: **CC** (pag 369) | Recessed casing: (pag 369)

Aspho_Q | powerLED | 350 mA | 1 W DC



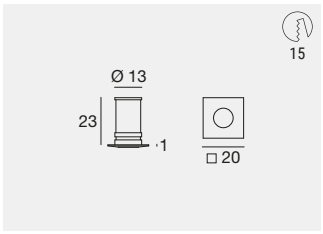

C.C. IP44

	Fin	Cct	lm S - lm D	Opt
CRI 90				
C00267	**WH**	**M**	124 - 37	**MW** (32°)
	CH	**W**	132 - 40	**WF** (66°)
	NK	**N**	147 - 44	

Electronics: **A1** (pag 369) | Recessed casing: (pag 369)

Aspho_Q | V2 | powerLED | 220 mA | 2,8 W DC x channel



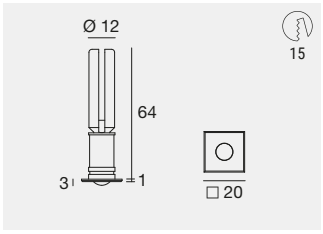

C.C. IP44 NEW

	Fin	Cct		Opt
C01359	**WH**	**V**	RGBW (3000)	**MW** (32°)
	CH	**Q**	RGBW (4000)	
	NK			

Electronics: **CC** (pag 369) | Recessed casing: (pag 369)



Padova Congress
Padua (Italy)

Project: Architect Kengo Kuma

Lighting Designer:
Cogevi

Photography:
TheStudio

Recessed casings



ABS 84916 Recessed casings

suitable for: Aspho_R Ø20 mm H23 mm
Aspho_Q L20 mm H23 mm



ABS 84335 Recessed casings

suitable for: Aspho_R Ø20 mm H23 mm
Aspho_Q L20 mm H23 mm



ABS 84917 Recessed casings

suitable for: Aspho_R Ø20 mm H64/70 mm
Aspho_Q L20 mm H64 mm

Electronics

A1 | 350 mA | 1 W DC

89144	89145	99375	C-E100010	C-E100011
ON/OFF	ON/OFF	ON/OFF	0/1-10V	DALI/PUSH
1 - 2 art.	3 - 6 art.	6 - 12 art.	3 - 4 art.	3 - 4 art.
138 x 22 x h 21	138 x 22 x h 21	138 x 22 x h 21	124 x 22 x h 22	124 x 22 x h 22
29	29	29	31	31

B1 | 500 mA | 1,5 W DC

99195	89146	99377	C-E100004	C-E100005
ON/OFF	ON/OFF	ON/OFF	0/1-10V	DALI/PUSH
1 - 2 art.	2 - 3 art.	3 - 6 art.	3 - 4 art.	3 - 4 art.
138 x 22 x h 21	138 x 22 x h 21	138 x 22 x h 21	124 x 22 x h 22	124 x 22 x h 22
29	29	64	31	31

AV | 24 V | max. 0,5 W DC

89408	99374	99332	83333	99722
ON/OFF	ON/OFF	0/1-10V	DALI/PUSH	DALI
1 - 10 art.	1 - 135 art.	1 - 270 art.	1 - 270 art.	1 - 220 art.
138 x 22 x h 20	210 x 49 x h 25	158 x 60 x h 35	188 x 68 x h 34	191 x 63 x h 38
29	56	70	77	73

CC | 220 mA | 2,8 W DC

C-E700003+C-W600001	C-E500024	DMX	Driver CV	Switching
Dimmer RF	Dimmer DMX	Controllers	CV 48V	CV 48V
1 - 12 art.	6 - 12 art.			
175 x 45 x h 27	107 x 96 x h 39	Pag. 1007	Pag. 994	Pag. 987-988
52				

PICROL

Brass or polyamide body.



Picrol | powerLED | 350 mA | 1 W DC



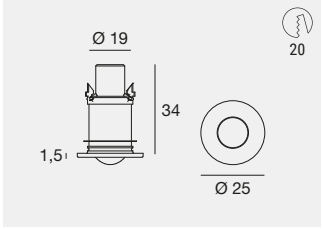

C.C. IP20

	Fin	Cct	lm S - lm D	Opt
CRI 90				
C00278	**WH**	**M**	124 - 91	**MW** (45°)
	BB	**W**	132 - 96	**WF** (61°)
	CH	**N**	147 - 107	**XF** (73°)

Electronics: **A1** (pag 371) | Recessed casing: (pag 371)

Picrol | powerLED | 350 mA | 1 W DC



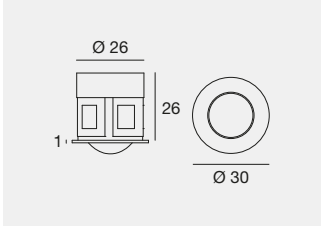

C.C. IP44

	Fin	Cct	lm S - lm D	Opt
CRI 90				
C00280	**WH**	**M**	124 - 105	**ML** (35°)
	CH	**W**	132 - 112	**MW** (47°)
		N	147 - 126	**WF** (68°)
				XF (115°)

Installable only with its specific outer casing.

Electronics: **A1** (pag 371) | Recessed casing: (pag 371)

Picrol | powerLED | 500 mA | 1,5 W DC



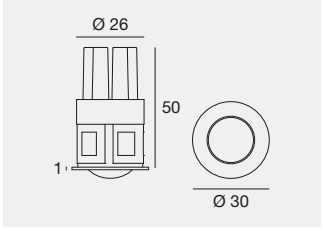

C.C. IP44

	Fin	Cct	lm S - lm D	Opt
CRI 90				
C00281	**WH**	**M**	170 - 144	**ML** (35°)
	CH	**W**	181 - 154	**MW** (47°)
		N	203 - 173	**WF** (68°)
				XF (115°)

Installable only with its specific outer casing.

Electronics: **B1** (pag 371) | Recessed casing: (pag 371)

Recessed casings



ABS 98049 Recessed casings

suitable for: Picrol Ø25 mm H34 mm



ABS 84336 Recessed casings

suitable for: Picrol Ø30 mm H26 mm



ABS 84956 Recessed casings

suitable for: Picrol Ø30 mm H50 mm



ABS 84901 Recessed casings

suitable for: Picrol Ø30 mm H50 mm



ABS 84955 Recessed casings

suitable for: Picrol Ø30 mm H26 mm

Electronics

A1 | 350 mA | 1 W DC

89144	89145	99375	C-E100010	C-E100011
ON/OFF	ON/OFF	ON/OFF	0/1-10V	DALI/PUSH
1 - 2 art.	3 - 6 art.	6 - 12 art.	3 - 4 art.	3 - 4 art.
138 x 22 x h 21	138 x 22 x h 21	138 x 22 x h 21	124 x 22 x h 22	124 x 22 x h 22
29	29	29	31	31

B1 | 500 mA | 1,5 W DC

99195	89146	99377	C-E100004	C-E100005
ON/OFF	ON/OFF	ON/OFF	0/1-10V	DALI/PUSH
1 - 2 art.	2 - 3 art.	3 - 6 art.	3 - 4 art.	3 - 4 art.
138 x 22 x h 21	138 x 22 x h 21	138 x 22 x h 21	124 x 22 x h 22	124 x 22 x h 22
29	29	64	31	31

Finishes

WH Text white R9003
CH Polished (galvanic) chrome
BB Text black R9005

Cct

M 2700 **N** 4000
W 3000

NITUM

Brass or steel body.





Nitum_R | powerLED | 350 mA | 1 W DC



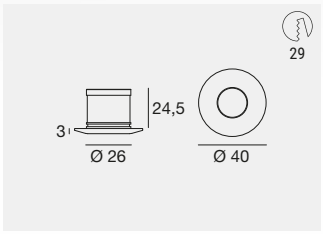

C.C. IP44

	Fin	Cct	lm S - lm D	Opt
CRI 90				
C00269	**WH**	**M**	124 - 105	**ML** (35°)
	CH	**W**	132 - 112	**MW** (47°)
	NK	**N**	147 - 126	**WF** (68°)
	IS			**XF** (115°)

Electronics: **A1** (pag 373) | Recessed casing: (pag 373)

Nitum_R | powerLED | 630 mA | 2 W DC



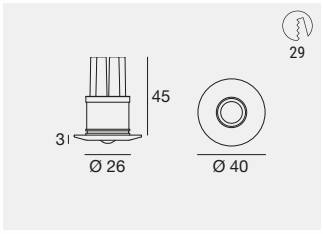

C.C. IP44

	Fin	Cct	lm S - lm D	Opt
CRI 90				
C00273	**WH**	**M**	199 - 169	**ML** (35°)
	CH	**W**	212 - 180	**MW** (47°)
	NK	**N**	237 - 202	**WF** (68°)
	IS			**XF** (115°)

Electronics: **C1** (pag 373) | Recessed casing: (pag 373)

Nitum_R | powerLED | 220 mA | 2,8 W DC



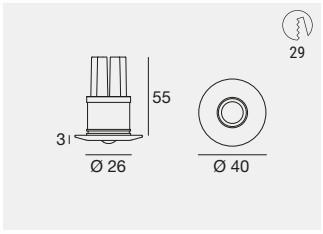

C.C. IP44 NEW

	Fin	Cct		Opt	
C01616	**WH**	**V**	RGBW (3000)	**SP**	(19°)
	CH	**Q**	RGBW (4000)	**ML**	(30°)
	NK			**WF**	(55°)
	IS			**DI**	(Diffused)

Electronics: **CC** (pag 373) | Recessed casing: (pag 373) | Cables: (pag 1014)

Nitum_Q | powerLED | 350 mA | 1 W DC



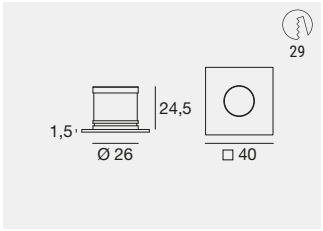

	Fin	Cct	lm S - lm D	Opt
CRI 90				
C00275	**WH**	**M**	124 - 105	**ML** (35°)
	CH	**W**	132 - 112	**MW** (47°)
	NK	**N**	147 - 126	**WF** (68°)
				XF (115°)

Electronics: **A1** (pag 373) | Recessed casing: (pag 373)

Nitum_Q | powerLED | 630 mA | 2 W DC



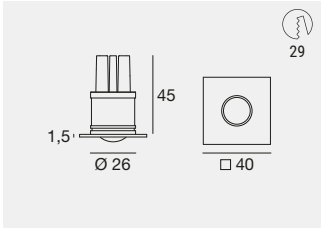

	Fin	Cct	lm S - lm D	Opt
CRI 90				
C00276	**WH**	**M**	199 - 169	**ML** (35°)
	CH	**W**	212 - 180	**MW** (47°)
	NK	**N**	237 - 202	**WF** (68°)
				XF (115°)

Electronics: **C1** (pag 373) | Recessed casing: (pag 373)

Nitum_Q | powerLED | 220 mA | 2,8 W DC



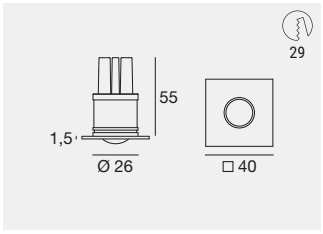

	Fin	Cct		Opt
C01617	**WH**	**V**	RGBW (3000)	**SP** (19°)
	CH	**Q**	RGBW (4000)	**ML** (30°)
	NK			**WF** (55°)
	IS			**DI** (Diffused)

Electronics: **CC** (pag 373) | Recessed casing: (pag 373) | Cables: (pag 1014)

Recessed casings



ABS **84336** Recessed casings

suitable for: Nitum_R Ø40 H24,5 mm
Nitum_Q L40 H24,5 mm



ABS **84915** Recessed casings

suitable for: Nitum_R Ø40 H24,5 mm
Nitum_Q L40 H24,5 mm



ABS **84901** Recessed casings

suitable for: Nitum_R Ø40 H45/55 mm
Nitum_Q L40 H45/55 mm

Electronics

A1 | 350 mA | 1 W DC

89144	89145	99375	C-E100010	C-E100011
ON/OFF	ON/OFF	ON/OFF	0/1-10V	DALI/PUSH
1 - 2 art.	3 - 6 art.	6 - 12 art.	3 - 4 art.	3 - 4 art.
138 x 22 x h 21	138 x 22 x h 21	138 x 22 x h 21	124 x 22 x h 22	124 x 22 x h 22
29	29	29	31	31

C1 | 630 mA | 2 W DC

89147	99376	99105	99710	99713	+ driver 24V DC	
ON/OFF	ON/OFF	ON/OFF	24V DC converter	24V DC converter	99374	99331
1 - 2 art.	3 - 6 art.	6 - 12 art.	0/1-10V 1 - 6 art.	DALI 1 - 6 art.	75W	150W
138 x 22 x h 21	138 x 22 x h 21	103 x 58 x h 27	138 x 22 x h 20	138 x 22 x h 20		
29	29	64	29	29	56	70

CC | 220 mA | 2,8 W DC

C-E700003+C-W600001	C-E500024	DMX	Driver CV	Switching
Dimmer RF	Dimmer DMX	Controllers	CV 48V	CV 48V
1 - 12 art.	6 - 12 art.			
175 x 45 x h 27	107 x 96 x h 39	Pag. 1007	Pag. 994	Pag. 987-988
52				

Finishes

WH Text white R9003
CH Polished (galvanic) chrome
NK Brushed nickel
IS Brushed steel

Cct

M 2700 **N** 4000 **Q** RGBW 4000
W 3000 **V** RGBW 3000

GHILEA

Aluminium body.



Ghilea | powerLED | 630 mA | 2 W DC



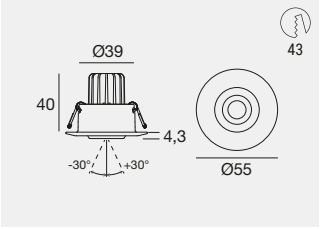

	Fin	Cct	lm S - lm D	Opt
CRI 90				
C00282	**WH**	**M**	199 - 133	**FL** (21°)
	BB	**W**	212 - 142	**ML** (32°)
	NK	**N**	237 - 159	

Electronics: **C1** (pag 375) | Recessed casing: (pag 375)



Recessed casings

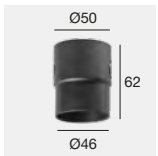

ABS **84902** Recessed casings

suitable for: Ghilea Ø55 H40 mm

Electronics

C1 | 630 mA | 2 W DC

89147	**99376**	**99105**	**99710**	**99713**	**+ driver 24V DC**	
ON/OFF	ON/OFF	ON/OFF	24V DC converter	24V DC converter	**99374**	**99331**
1 - 2 art.	3 - 6 art.	6 - 12 art.	0/1-10V 1 - 6 art.	DALI 1 - 6 art.	75W	150W
138 x 22 x h 21	138 x 22 x h 21	103 x 58 x h 27	138 x 22 x h 20	138 x 22 x h 20		
29	29	64	29	29	56	70

Finishes

WH Text white R9003 **NK** Brushed nickel
BB Text black R9005

Cct

M 2700 **N** 4000
W 3000

CRYSTALS

Brass body. Transparent prismatic ground crystal diffuser.



Beriel | powerLED | 350 mA | 1 W DC



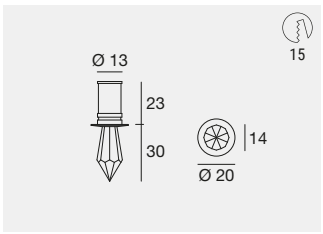

C.C. IP20

	Fin	Cct	lm S - lm D	Opt
CRI 90				
C00283	**CH**	**M**	124 - On req	**DI** (Diffused)
		W	132 - On req	
		N	147 - On req	

Electronics: **A1** (pag 378) | Recessed casing: (pag 378)

Beriel | powerLED | 500 mA | 1,5 W DC



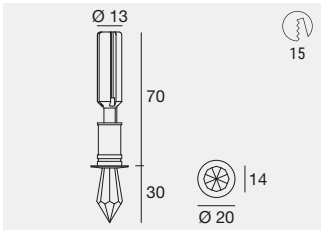

C.C. IP20

	Fin	Cct	lm S - lm D	Opt
CRI 90				
C00284	**CH**	**M**	170 - On req	**DI** (Diffused)
		W	181 - On req	
		N	203 - On req	

Electronics: **B1** (pag 378) | Recessed casing: (pag 378)

Elin | 5mmLED | 24 V DC | 0,5 W DC



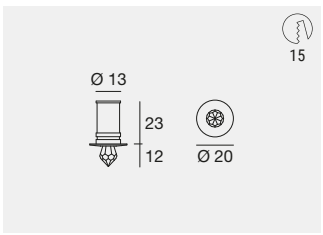

C.V. IP20

	Cct	Opt
CH 87340	**Z** RGB	**00** (Diffused)

Electronics: **AM6** (pag 378) | Recessed casing: (pag 378)

Elin | powerLED | 350 mA | 1 W DC



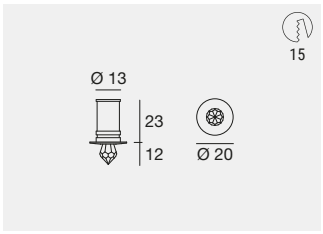

C.C. IP20

	Fin	Cct	lm S - lm D	Opt
CRI 90				
C00292	**CH**	**M**	124 - On req	**DI** (Diffused)
		W	132 - On req	
		N	147 - On req	

Electronics: **A1** (pag 378) | Recessed casing: (pag 378)

Elin | powerLED | 500 mA | 1,5 W DC



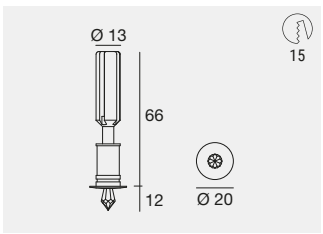

C.C. IP20

	Fin	Cct	lm S - lm D	Opt
CRI 90				
C00293	**CH**	**M**	170 - On req	**DI** (Diffused)
		W	181 - On req	
		N	203 - On req	

Electronics: **B1** (pag 378) | Recessed casing: (pag 378)

Ture | powerLED | 500 mA | 1,5 W DC



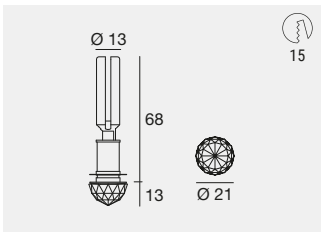

C.C. IP52

	Fin	Cct	lm S - lm D	Opt
CRI 90				
C00294	**CH**	**M**	170 - On req	**DI** (Diffused)
		W	181 - On req	
		N	203 - On req	

Electronics: **B1** (pag 378) | Recessed casing: (pag 378)



For Elin RGB 0,5W

Finishes

CH Polished (galvanic) chrome

Cct

M 2700 **N** 4000
W 3000 **Z** RGB

Ture | powerLED | 500 mA | 1,5 W DC



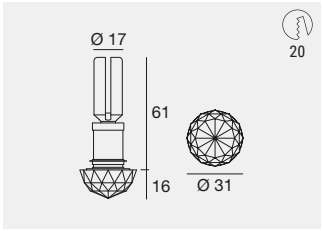

	Fin	Cct	lm S - lm D	Opt
CRI 90				
C00295	**CH**	**M**	170 - On req	**DI** (Diffused)
		W	181 - On req	
		N	203 - On req	

Electronics: **B1** (pag 378) | Recessed casing: (pag 378)

Ture | powerLED | 500 mA | 1,5 W DC



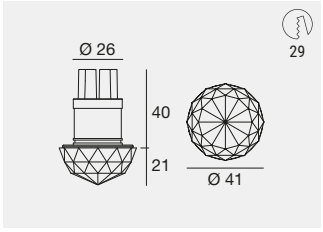

	Fin	Cct	lm S - lm D	Opt
CRI 90				
C00296	**CH**	**M**	170 - On req	**DI** (Diffused)
		W	181 - On req	
		N	203 - On req	

Electronics: **B1** (pag 378) | Recessed casing: (pag 378)

Recessed casings



ABS 84335 Recessed casings

suitable for: Beriel Ø20 mm H23 mm
Elin Ø20 mm H23 mm



ABS 84917 Recessed casings

suitable for: Beriel Ø20 mm H70 mm
Elin Ø20 mm H66 mm / Ture Ø21 mm H68 mm



ABS 84901 Recessed casings

suitable for: Ture Ø41 mm H40 mm



ABS 84916 Recessed casings

suitable for: Beriel Ø20 mm H23 mm
Elin Ø20 mm H23 mm



ABS 84954 Recessed casings

suitable for: Ture Ø31 mm H61 mm

Electronics

A1 | 350 mA | 1 W DC

89144	89145	99375	C-E100010	C-E100011
ON/OFF	ON/OFF	ON/OFF	0/1-10V	DALI/PUSH
1 - 2 art.	3 - 6 art.	6 - 12 art.	3 - 4 art.	3 - 4 art.
138 x 22 x h 21	138 x 22 x h 21	138 x 22 x h 21	124 x 22 x h 22	124 x 22 x h 22
29	29	29	31	31

B1 | 500 mA | 1,5 W DC

99195	89146	99377	C-E100004	C-E100005
ON/OFF	ON/OFF	ON/OFF	0/1-10V	DALI/PUSH
1 - 2 art.	2 - 3 art.	3 - 6 art.	3 - 4 art.	3 - 4 art.
138 x 22 x h 21	138 x 22 x h 21	138 x 22 x h 21	124 x 22 x h 22	124 x 22 x h 22
29	29	64	31	31

AM6 | 24 V | 1,5 W DC

C-E700002+C-W600001	99331	C-E500025	DMX	99331
Dimmer RF	CV 24V	Dimmer DMX	Controllers	CV 24V
1 - 140 art.	150 W	1 - 140 art.		150 W
52 x 52 x h 26	158 x 60 x h 35	96 x 73 x h 39	Pag. 1007	158 x 60 x h 35
53	70			70

Almar Hotel
Jesolo (Italy)

Photography:
Studio Pointer





EYELET

Eyelet_R | powerLED | 350 mA | 1 W DC



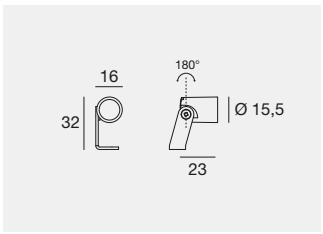

Eyelet_Q | powerLED | 350 mA | 1 W DC



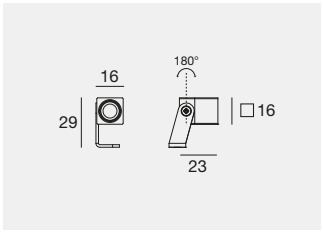

Eyelet_R | powerLED | 630 mA 2 W DC | 1000 mA 3 W DC



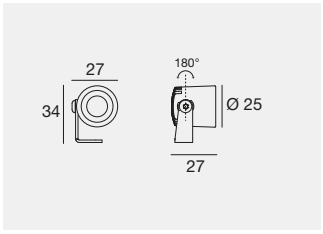

Eyelet_Q | powerLED | 630 mA 2 W DC | 1000 mA 3 W DC



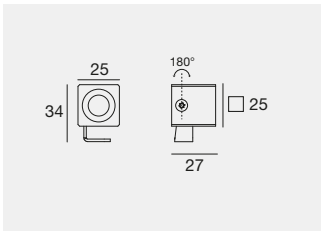

	Fin	Cct	lm S - lm D	Opt
CRI 90				
C00301	**WH**	**M**	124 - 64	**FL** (20°)
	BB	**W**	132 - 68	**ML** (34°)
	DB	**N**	147 - 76	

Electronics: **A1** (pag 381)

	Fin	Cct	lm S - lm D	Opt
CRI 90				
C00303	**WH**	**M**	124 - 64	**FL** (20°)
	BB	**W**	132 - 68	**ML** (34°)
	DB	**N**	147 - 76	

Electronics: **A1** (pag 381)

	Fin	Cct	lm S - lm D 2 W	lm S - lm D 3 W	Opt
CRI 90					
C01045	**WH**	**M**	199 - 154	358 - 278	**FL** (24°)
	BB	**W**	212 - 164	402 - 312	**ML** (31°)
	DB	**N**	237 - 183	417 - 327	**WF** (54°)

Electronics: 2W **C1** - 3W **FQ** (pag 381)

	Fin	Cct	lm S - lm D 2 W	lm S - lm D 3 W	Opt
CRI 90					
C01046	**WH**	**M**	199 - 154	358 - 278	**FL** (24°)
	BB	**W**	212 - 164	402 - 312	**ML** (31°)
	DB	**N**	237 - 183	417 - 327	**WF** (54°)

Electronics: 2W **C1** - 3W **FQ** (pag 381)



Aluminium body.

Electronics

A1 | 350 mA | 1 W DC

89144	**89145**	**99375**	**C-E100010**	**C-E100011**
ON/OFF	ON/OFF	ON/OFF	0/1-10V	DALI/PUSH
1 - 2 art.	3 - 6 art.	6 - 12 art.	3 - 4 art.	3 - 4 art.
138 x 22 x h 21	138 x 22 x h 21	138 x 22 x h 21	124 x 22 x h 22	124 x 22 x h 22
29	29	29	31	31

C1 | 630 mA | 2 W DC

89147	**99376**	**99105**	**99710**	**99713**	**+ driver 24V DC**	
ON/OFF	ON/OFF	ON/OFF	24V DC converter	24V DC converter	**99374** 75W	**99331** 150W
1 - 2 art.	3 - 6 art.	6 - 12 art.	0/1-10V 1 - 6 art.	DALI 1 - 6 art.		
138 x 22 x h 21	138 x 22 x h 21	103 x 58 x h 27	138 x 22 x h 20	138 x 22 x h 20		
29	29	64	29	29	56	70

FQ | 900/1000 mA | 3 W DC

C-E100046	**C-E100047**	**C-E100033**	**C-E100058**
ON/OFF	DALI	ON/OFF	DALI/PUSH
1 - 6 art.	1 - 3 art.	4 - 12 art.	4 - 12 art.
130 x 38 x h 28	140 x 36 x h 20	138 x 44 x h 23	131 x 43 x h 30
48	40	50	53

Finishes

WH Text white R9003 **DB** Dark brown
BB Text black R9005

Cct

M 2700 **N** 4000
W 3000



FLEX LIGHTS & PROFILES

Luftschiffhangar Mülheim
Mülheim an der Ruhr (Germany)

Project: WDL-Gruppe, Luftschiffhangar Mülheim, Luftschiff Theo, Elomechgruppe

Photography:
Stefan Lamberty



Flex lights & Profiles range index

LED Strips

Ribbon
NEW

392-393

Ribbon Plus

394-395

Ribbon (cobLED)

395

Ribbon PRO

396

Silicone
NEW

398

PU_C Plus

399

Profiles


406-409

Rubber 2D mini

Rubber 2D_mini

413

Rubber 3D

Rubber 3D

414-415

Rubber 3D Concrete

414

Rubber 3D Optics
NEW

418

Rubber 3D PIXEL RGBW

419

Rubber 3D PROtection

420

Rubber_O

Rubber_O
NEW

432

QUALITY, MATERIAL, SECURITY MEASURE, TEST AND CONTROL SPEAK ONLY ONE LANGUAGE

Made in Italy



Guaranteed quality

All Made in Italy strips are certified and guaranteed for 3 years. The company is ISO 9001 certified. The materials and components used, for the construction of our products, are guaranteed by international certifying bodies such as IMQ and UL, and are marked and tested according to CE standards.

ICS regulators

Specific integrated circuits guarantee luminous uniformity over the entire length of the product and intervene when voltage drops occur (typical in long stretches), preventing drops in luminous flux. Thanks to these innovations, perfectly identical lumen values are maintained from the beginning to the end of the circuit. In addition, the ICS chips are able to automatically detect polarity reversal and activate safe protection, preventing the entire circuit from being compromised.

LED STRIPS COLLECTIONS COMPARISON

Ribbon Pro

The Ribbon Pro series has been designed to deliver superior performance in advanced lighting designs. Completely Made in Italy, created to guarantee high efficiency and performance of the highest level, selected LEDs instead allow true colour accuracy with a high Colour Rendering Index; the R9 value is above 50 and ensures bright reds, ideal when the highest quality of light is required. The circuit is made of RA copper and guarantees high flexibility and better thermal and electrical conductivity, while special ICS chips prevent voltage drops, keeping the brightness uniform along the entire length of the Ribbon Pro strips.
ICS chips also offer robust protection against reverse polarity due to incorrect connection. Ribbon Pro installation contexts: Museums and art galleries, places of worship, photographic studios, film sets, theatres, offices, boutiques, doctors' surgeries, public buildings, green buildings.

Made in Italy · IP20 · CRI 90 · ICS · R9 >50 · High Efficiency · 48V

Ribbon Plus & PU_C Plus

The Ribbon Plus (IP20) and PU_C Plus (IP66) series represent the excellent compromise between performance and price. Completely Made in Italy and designed with high standards using high quality components, thus ensuring long life and reliable performance over time. A collection suitable for versatile and efficient installation solutions, designed to create welcoming atmospheres or emphasise architectural details without compromising the budget.
Ribbon Plus and PU_C Plus installation contexts: offices, meeting rooms, hotels, wellness centres, shops, shopping malls, building façades, landscape.

Made in Italy · IP20 · IP66 · CRI 90 · RGBW · WT · DW

Ribbon & Silicone

The Ribbon (IP20) and Silicone (IP67) series are made with a standardised production process, have basic technological features and represent an excellent entry point for those looking for LED strips at an affordable level. Ideal for decorative or secondary lighting.
Ribbon and Silicone installation contexts: cove lighting, residential, restaurants and bars, warehouses, gardens.

IP20 · IP67 · CRI 90 · CRI 95 · High Efficiency · 48V · DOT FREE

HOW TO CONFIGURE A PRODUCT

guide to the composition of the finished code

	Cct	lm S/m - lm D/m	Opt	L	
CRI 90					
C0020 □	M	3845 - On req	DI	02517	(2,5 m - 30 W)
	W	4135 - On req		05017	(5 m - 60 W)
	N	4425 - On req		10017	(10 m - 120 W)

Length and power

C0020 + N + DI + 10017 = C0020NDI10017

Product code	Temperature code	Optics code	Length code	Composed finished code

LED STRIPS OPERATIVE INDEX

IP20

MONOCHROME		See	Electronic information	Brightness lm/m at 3000K			CRI	R9	ICS	PP	Guarantee years		Page
24V	**SLIM (5MM WIDTH)**												
	Ribbon	10	9,6 W/m - 120 LED/m		893 Lm/m	5m	90	-	-	-	2		393
	Ribbon	11	10,5 W/m - 160 LED/m		1282 Lm/m	5m	90	-	-	-	2		393
	LOW POWER (FROM 3 TO 10 W/m)												
	Ribbon Plus	14	4,8 W/m - 70 LED/m		621 Lm/m	5m	90	-	ICS	√	3	Made in Italy	394
		15	9,6 W/m - 70 LED/m		1219 Lm/m	5m	90	-	ICS	√	3	Made in Italy	394
		16	9,6 W/m - 140 LED/m		1247 Lm/m	5m	90	-	ICS	√	3	Made in Italy	394
	Ribbon	01	4,8 W/m - 60 LED/m		520 Lm/m	5m	90	-	-	-	2		392
		02	4,8 W/m - 168 LED/m		570 Lm/m	5m	90	-	-	-	2		392
		03	9,6 W/m - 120 LED/m		1072 Lm/m	5m	90	-	-	-	2		392
	MEDIUM POWER (FROM 11 TO 18 W/m)												
	Ribbon Plus	17	14,4 W/m - 140 LED/m		1982 Lm/m	5m	90	-	ICS	√	3	Made in Italy	394
	Ribbon	08	12 W/m - 160 LED/m		1480 Lm/m	5m	95	-	-	-	2		393
		04	14,4 W/m - 168 LED/m		1710 Lm/m	5m	90	-	-	-	2		392
		22	10 W/m - CobLED		1037 Lm/m	5m	90	-	-	-	2		395
	HIGH POWER (OVER 19 W/m)												
	Ribbon Plus	18	19,2 W/m - 140 LED/m		2444 Lm/m	5m	90	-	ICS	√	3	Made in Italy	394
	Ribbon	09	21,6 W/m - 160 LED/m		2481 Lm/m	5m	95	-	-	-	2		393
		05	19,6 W/m - 238 LED/m		2349 Lm/m	5m	90	-	-	-	2		392
	HIGH EFFICIENCY												
	Ribbon PRO	23	3,6 W/m - 80 LED/m		549 Lm/m	5m	90	>50	ICS	√	3	Made in Italy	396
		24	6,7 W/m - 128 LED/m		1016 Lm/m	5m	90	>50	ICS	√	3	Made in Italy	396
		25	9,6 W/m - 80 LED/m		1503 Lm/m	5m	90	>50	ICS	√	3	Made in Italy	396
		26	13,6 W/m - 128 LED/m		2079 Lm/m	5m	90	>50	ICS	√	3	Made in Italy	396
		27	16,8 W/m - 160 LED/m		2565 Lm/m	5m	90	>50	ICS	√	3	Made in Italy	396
	Ribbon	06	12 W/m - 160 LED/m		1630 Lm/m	5m	85	-	-	-	2		392
		07	21,6 W/m - 160 LED/m		3075 Lm/m	5m	85	-	-	-	2		392
48V	**LOW POWER (FROM 3 TO 10 W/m)**												
	Ribbon PRO	28	8,6 W/m - 136 LED/m		1594 Lm/m	5m	90	>50	ICS	√	3	Made in Italy	396
	Ribbon	12	9,6 W/m - 130 LED/m		1103 Lm/m	20m	90	-	-	-	2		393
	MEDIUM POWER (FROM 11 TO 18) W/m)												
	Ribbon	13	13,8 W/m - 130 LED/m		1533 Lm/m	15m	90	-	-	-	2		393

COLOR		See	Electronic information	Brightness lm/m at 3000K			CRI	R9	ICS	PP	Guarantee years		Page
24V	**RGBW**												
	Ribbon Plus RGBW	19	19,2 W/m - 60+60 LED/m		-	5m	90	-	ICS	√	3	Made in Italy	395
	WARM TUNE												
	Ribbon Plus WT	20	13 W/m - 70+70 LED/m		-	5m	90	-	ICS	√	3	Made in Italy	395
	DYNAMIC WHITE												
	Ribbon Plus DW	21	12,5 W/m - 70+70 LED/m		-	5m	90	-	ICS	√	3	Made in Italy	395

IP66/IP67

MONOCHROME		See	Electronic information	Brightness Lm/m at 3000K			CRI	R9	ICS	PP	Guarantee years		Page
24V	**LOW POWER (FROM 3 TO 10 W/m)**												
	PU_C Plus (IP66)	35	3,2 W/m - 70 LED/m		328 Lm/m	5m	90	-	ICS	√	3	Made in Italy	399
		36	7,2 W/m - 140 LED/m		702 Lm/m	5m	90	-	ICS	√	3	Made in Italy	399
	Silicone (IP67)	29	4,8 W/m - 60 LED/m		473 Lm/m	5m	90	-	-	-	2		398
		30	4,8 W/m - 168 LED/m		504 Lm/m	5m	90	-	-	-	2		398
		31	9,6 W/m - 120 LED/m		916 Lm/m	5m	90	-	-	-	2		398
	MEDIUM POWER (FROM 11 TO 18 W/m)												
	PU_C Plus (IP66)	37	12,5 W/m - 70 LED/m		1342 Lm/m	5m	90	-	ICS	√	3	Made in Italy	399
	Silicone (IP67)	32	14,4 W/m - 168 LED/m		1631 Lm/m	5m	90	-	-	-	2		398
	HIGH POWER (OVER 19 W/m)												
	PU_C Plus (IP66)	38	25 W/m - 140 LED/m		2487 Lm/m	5m	90	-	ICS	√	3	Made in Italy	399
	HIGH EFFICIENCY												
	Silicone (IP67)	33	12 W/m - 160 LED/m		1650 Lm/m	5m	85	-	-	-	2		398
48V	**MEDIUM POWER (FROM 11 TO 18) W/m)**												
	Silicone (IP67)	34	13,8 W/m - 130 LED/m		1399 Lm/m	15m	90	-	-	-	2		398
COLOR													
24V	**RGBW** (IP66)												
	PU_C Plus RGBW	39	19,2 W/m - 60+60 LED/m		-	5m	90	-	ICS	√	3	Made in Italy	399

Legend:

- Roll strip length
- **CRI** Colour Rendering Index
- **R9** R9 value
- **ICS** ICS Regulators
- **PP** Reverse polarity protection





Luxembourg Pavilion
Architecture
Biennale 2018
Venice (Italy)

Photography:
Diego Fava - Studio Pointer

IP20

Ribbon | 60 LED/m | topLED | 24 V DC | 4,8 W/m

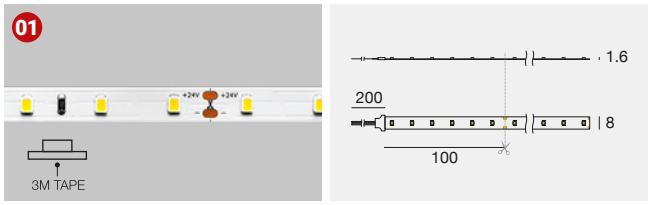

C.V. CRI 90 IP20

	Cct	lm S - lm D	Opt	L
CRI 90				
C0033	**M**	2471 - 2471	**DI**	**05000** (5 m - 24 W)
	W	2604 - 2604		
	N	2769 - 2769		

Electronics: **AL** (pag 401) | Accessories (pag 400) | Linear profile (pag 402)

Ribbon | V2 | 168 LED/m | topLED | 24 V DC | 4,8 W/m

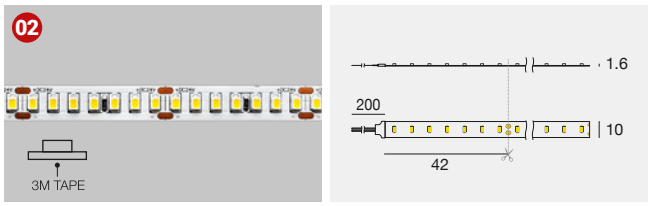

C.V. CRI 90 IP20 NEW

	Cct	lm S - lm D	Opt	L
CRI 90				
C0064	**M**	2730 - 2730	**DI**	**05000** (5 m - 24 W)
	W	2850 - 2850		
	N	3056 - 3056		

Electronics: **AL** (pag 401) | Accessories (pag 400) | Linear profile (pag 402)

Ribbon | 120 LED/m | topLED | 24 V DC | 9,6 W/m

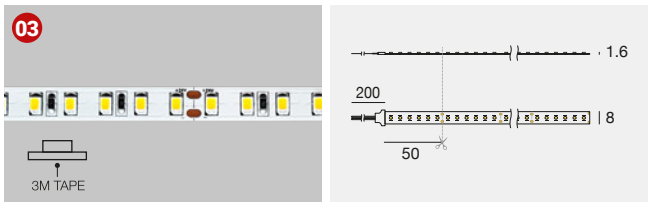

C.V. CRI 90 IP20

	Cct	lm S - lm D	Opt	L
CRI 90				
C0036	**M**	4942 - 4942	**DI**	**05000** (5 m - 48 W)
	W	5360 - 5360		
	N	5562 - 5562		

Electronics: **AL** (pag 401) | Accessories (pag 400) | Linear profile (pag 402)

Ribbon | 168 LED/m | topLED | 24 V DC | 14,4 W/m

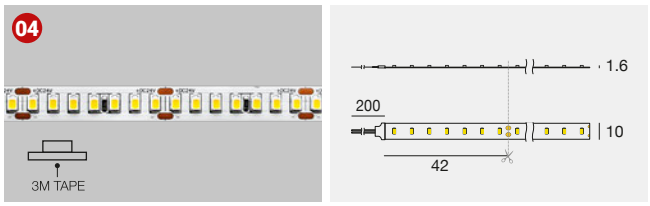

C.V. CRI 90 IP20

	Cct	lm S - lm D	Opt	L
CRI 90				
C0041	**M**	8188 - 8188	**DI**	**05000** (5 m - 72 W)
	W	8551 - 8551		
	N	9169 - 9169		

Electronics: **AL** (pag 401) | Accessories (pag 400) | Linear profile (pag 402)

Ribbon | 238 LED/m | topLED | 24 V DC | 19,6 W/m

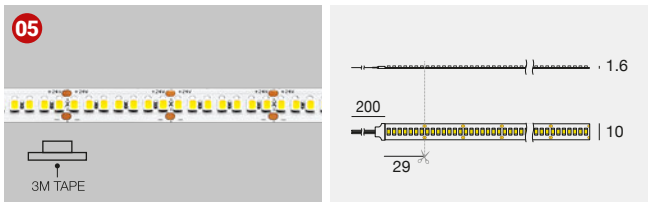

C.V. CRI 90 IP20

	Cct	lm S - lm D	Opt	L
CRI 90				
C0042	**M**	11266 - 11266	**DI**	**05000** (5 m - 98 W)
	W	11745 - 11745		
	N	12455 - 12455		

Electronics: **AL** (pag 401) | Accessories (pag 400) | Linear profile (pag 402)

Ribbon | 160 LED/m | topLED | 24 V DC | 12 W/m

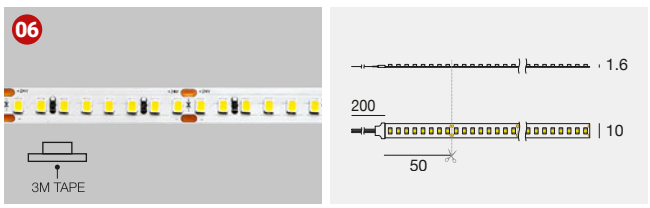

C.V. IP20 HE

	Cct	lm S - lm D	Opt	L
CRI 85				
C0043	**M**	7779 - 7779	**DI**	**05000** (5 m - 60 W)
	W	8150 - 8150		
	N	8692 - 8692		

Electronics: **AL** (pag 401) | Accessories (pag 400) | Linear profile (pag 402)

Ribbon | 160 LED/m | topLED | 24 V DC | 21,6 W/m

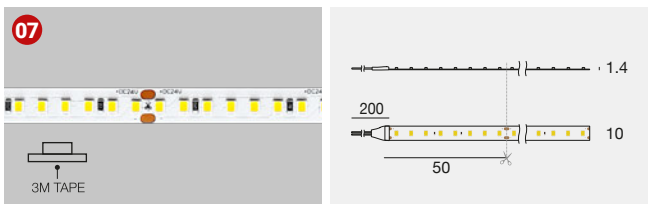

C.V. IP20 HE

	Cct	lm S - lm D	Opt	L
CRI 85				
C0044	**M**	14668 - 14668	**DI**	**05000** (5 m - 108 W)
	W	15376 - 15376		
	N	16098 - 16098		

Electronics: **AL** (pag 401) | Accessories (pag 400) | Linear profile (pag 402)

Finishes

WH Text white R9003

Cct

M 2700 **N** 4000
W 3000

IP20

Ribbon | 160 LED/m | topLED | 24 V DC | 12 W/m

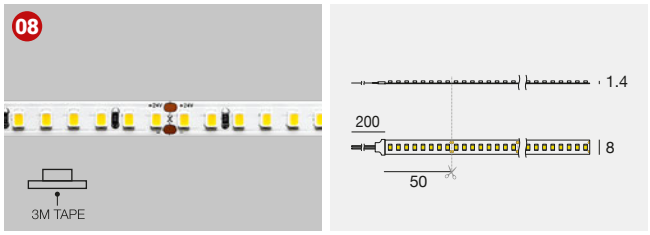

C.V. IP20 CRI 95

	Cct	lm S - lm D	Opt	L
CRI 95				
C0045	**M**	6778 - 6778	**DI**	**05000** (5 m - 60 W)
	W	7401 - 7401		
	N	7604 - 7604		

Electronics: **AL** (pag 401) | Accessories (pag 400) | Linear profile (pag 402)

Ribbon | 160 LED/m | topLED | 24 V DC | 21,6 W/m

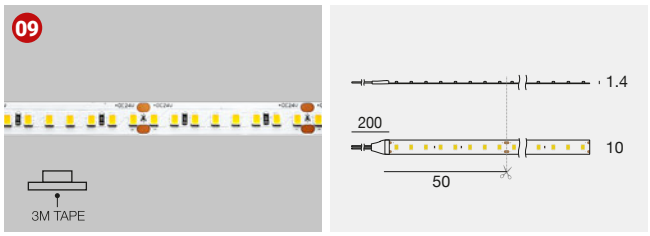

C.V. IP20 CRI 95

	Cct	lm S - lm D	Opt	L
CRI 95				
C0046	**M**	12087 - 12087	**DI**	**05000** (5 m - 108 W)
	W	12407 - 12407		
	N	12643 - 12643		

Electronics: **AL** (pag 401) | Accessories (pag 400) | Linear profile (pag 402)

Ribbon | Slim | 120 LED/m | topLED | 24 V DC | 9,6 W/m

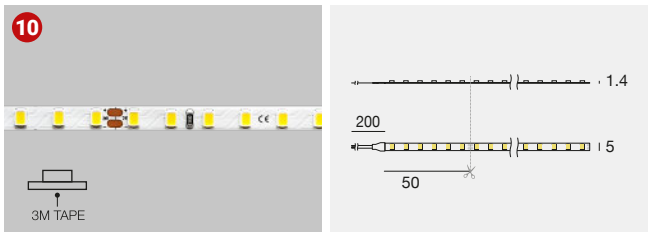

C.V. CRI 90 IP20 5 mm

	Cct	lm S - lm D	Opt	L
CRI 90				
C0047	**M**	4271 - 4271	**DI**	**05000** (5 m - 48 W)
	W	4467 - 4467		
	N	4932 - 4932		

Electronics: **AL** (pag 401) | Accessories (pag 400) | Linear profile (pag 402)

Ribbon | Slim | 160 LED/m | topLED | 24 V DC | 10,5 W/m

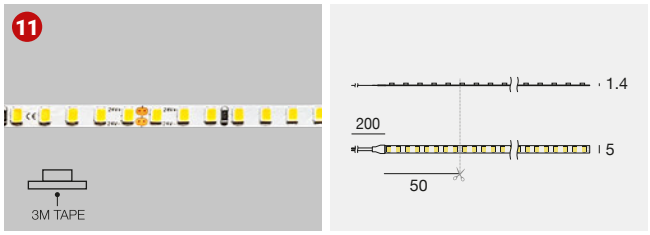

C.V. IP20 5 mm

	Cct	lm S - lm D	Opt	L
CRI 90				
C0048	**M**	6000 - 6000	**DI**	**05000** (5 m - 52,5 W)
	W	6411 - 6411		
	N	7030 - 7030		

Electronics: **AL** (pag 401) | Accessories (pag 400) | Linear profile (pag 402)

Ribbon | 130 LED/m | topLED | 48 V DC | 9,6 W/m

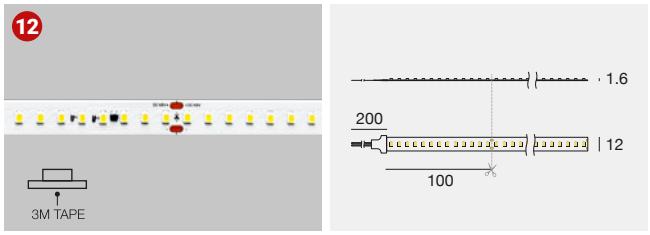

C.V. IP20 20 m 48V

	Cct	lm S - lm D	Opt	L
CRI 90				
C0049	**M**	21054 - 21054	**DI**	**20000** (20 m - 192 W)
	W	22061 - 22061		
	N	22946 - 22946		

Electronics: **EK** (pag 401) | Accessories (pag 400) | Linear profile (pag 402)

Ribbon | 130 LED/m | topLED | 48 V DC | 13,8 W/m

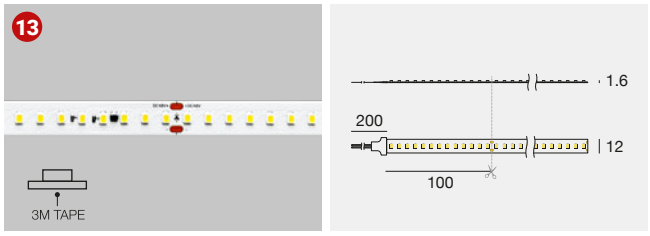

C.V. IP20 15 m 48V

	Cct	lm S - lm D	Opt	L
CRI 90				
C0050	**M**	22120 - 22120	**DI**	**15000** (15 m - 207 W)
	W	22989 - 22989		
	N	24520 - 24520		

Electronics: **EK** (pag 401) | Accessories (pag 400) | Linear profile (pag 402)

Finishes

WH Text white R9003

Cct

M 2700 **N** 4000
W 3000

IP20

Ribbon Plus | 70 LED/m | topLED | 24 V DC | 4,8 W/m

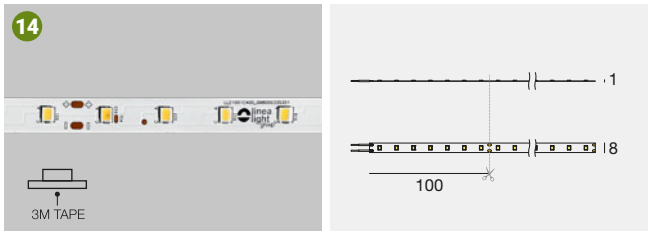

		Cct	lm S - lm D	Opt	L
CRI 90					
C0021		**M**	2915 - 2915	**DI**	**05000** (5 m - 24 W)
		W	3106 - 3106		
		N	3297 - 3297		

Electronics: **AL** (pag 401) | Accessories (pag 400) | Linear profile (pag 402)

Ribbon Plus | 70 LED/m | topLED | 24 V DC | 9,6 W/m

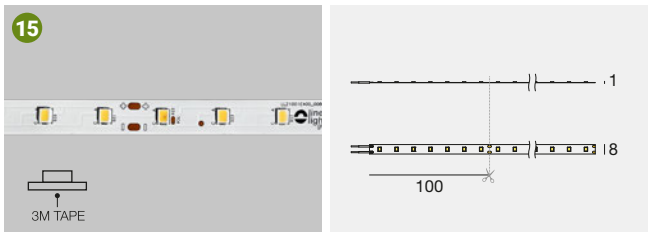

		Cct	lm S - lm D	Opt	L
CRI 90					
C0027		**M**	5915 - 5915	**DI**	**05000** (5 m - 48 W)
		W	6095 - 6095		
		N	6678 - 6678		

Electronics: **AL** (pag 401) | Accessories (pag 400) | Linear profile (pag 402)

Ribbon Plus | 140 LED/m | topLED | 24 V DC | 9,6 W/m

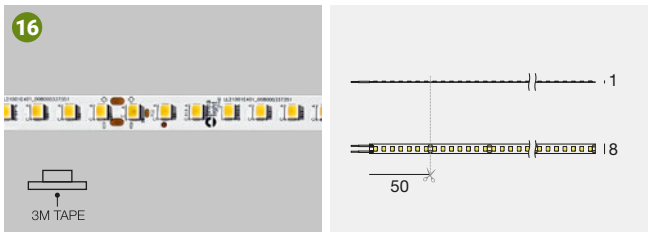

		Cct	lm S - lm D	Opt	L
CRI 90					
C0022		**M**	5947 - 5947	**DI**	**05000** (5 m - 48 W)
		W	6233 - 6233		
		N	6636 - 6636		

Electronics: **AL** (pag 401) | Accessories (pag 400) | Linear profile (pag 402)

Ribbon Plus | 140 LED/m | topLED | 24 V DC | 14,4 W/m

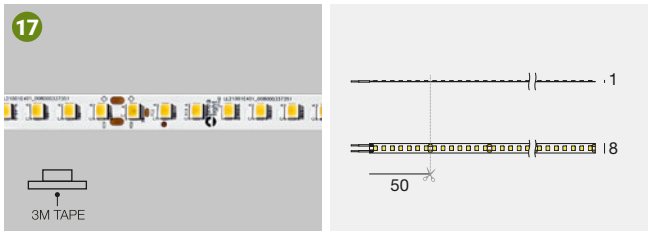

		Cct	lm S - lm D	Opt	L
CRI 90					
C0029		**M**	9339 - 9339	**DI**	**05000** (5 m - 72 W)
		W	9911 - 9911		
		N	10717 - 10717		

Electronics: **AL** (pag 401) | Accessories (pag 400) | Linear profile (pag 402)

Ribbon Plus | 140 LED/m | topLED | 24 V DC | 19,2 W/m

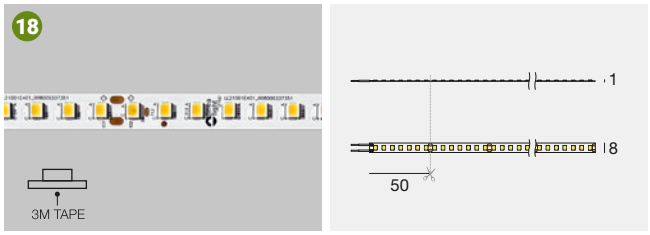

		Cct	lm S - lm D	Opt	L
CRI 90					
C0039		**M**	11777 - 11777	**DI**	**05000** (5 m - 96 W)
		W	12222 - 12222		
		N	12731 - 12731		

Electronics: **AL** (pag 401) | Accessories (pag 400) | Linear profile (pag 402)

IP20

Ribbon Plus RGBW | 60+60 LED/m | topLED | 24 V DC | 19,2 W/m

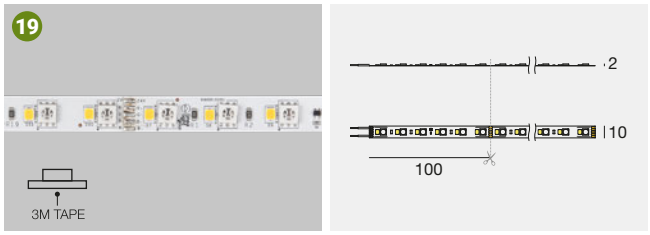

Cct	Im S - Im D	Opt	L
CRI 90			
C0027 ▭ **V**	RGBW (3000 K)	**DI**	**05000** (5 m - 96 W)

Electronics: **AM7** (pag 401) | Accessories (pag 400) | Linear profile (pag 402)

Ribbon Plus WT | 70+70 LED/m | topLED | 24 V DC | 13 W/m

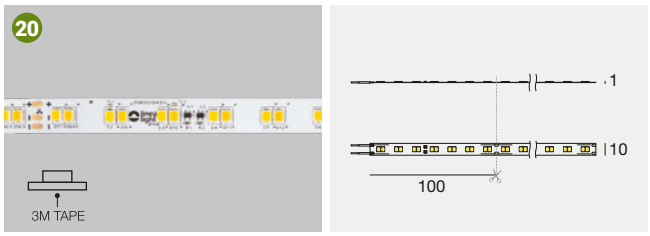

Cct	Im S - Im D	Opt	L
CRI 90			
C0027 ▭ **S**	Warm tune 1800-3000 K	**DI**	**05000** (5 m - 65 W)

Electronics: **AM7** (pag 401) | Accessories (pag 400) | Linear profile (pag 402)

Ribbon Plus DW | 70+70 LED/m | topLED | 24 V DC | 12,5 W/m

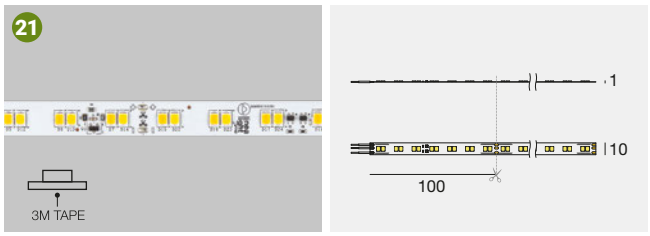

Cct	Im S - Im D	Opt	L
CRI 90			
C0027 ▭ **D**	Dynamic White 1800-4000 K	**DI**	**05000** (5 m - 62,5 W)

Electronics: **AM7** (pag 401) | Accessories (pag 400) | Linear profile (pag 402)

WT

Warm Tune

Warm Tune rekindles lovely memories of the incandescence lamps: the light becomes progressively warmer and dimmer as the intensity reduces until reaches the candle effect.

Ribbon | cobLED | 24 V DC | 10 W/m



Cct	Im S - Im D	Opt	L
CRI 90			
C0037 ▭ **M**	5066 - 5066	**DI**	**05000** (5 m - 50 W)
W	5186 - 5186		
N	6031 - 6031		

Electronics: **AL** (pag 401) | Accessories (pag 400) | Linear profile (pag 402)

Finishes

WH Text white R9003

Cct

V RGBW 3000
D 1800-4000
S 1800-3000

IP20

Ribbon PRO | 80 LED/m | topLED | 24 V DC | 3,6 W/m

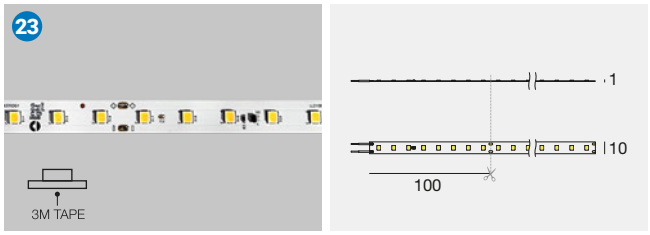

		Cct	lm S - lm D	Opt	L
CRI 90					
C0023		**M**	2711 - 2711	**DI**	**05000** (5 m - 18 W)
		W	2745 - 2745		
		N	2919 - 2919		

Electronics: **AL** (pag 401) | Accessories (pag 400) | Linear profile (pag 402)

Ribbon PRO | 128 LED/m | topLED | 24 V DC | 6,7 W/m

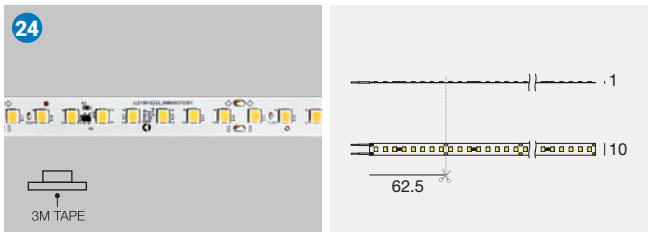

		Cct	lm S - lm D	Opt	L
CRI 90					
C0024		**M**	4916 - 4916	**DI**	**05000** (5 m - 33,5 W)
		W	5079 - 5079		
		N	5422 - 5422		

Electronics: **AL** (pag 401) | Accessories (pag 400) | Linear profile (pag 402)

Ribbon PRO | 80 LED/m | topLED | 24 V DC | 9,6 W/m

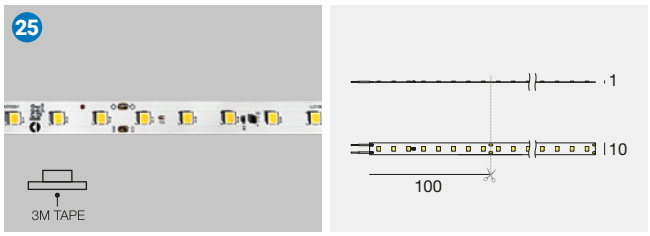

		Cct	lm S - lm D	Opt	L
CRI 90					
C0028		**M**	7245 - 7245	**DI**	**05000** (5 m - 48 W)
		W	7513 - 7513		
		N	7970 - 7970		

Electronics: **AL** (pag 401) | Accessories (pag 400) | Linear profile (pag 402)

Ribbon PRO | 128 LED/m | topLED | 24 V DC | 13,6 W/m

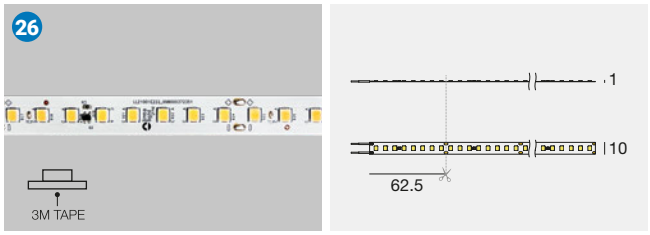

		Cct	lm S - lm D	Opt	L
CRI 90					
C0030		**M**	10014 - 10014	**DI**	**05000** (5 m - 68 W)
		W	10394 - 10394		
		N	11118 - 11118		

Electronics: **AL** (pag 401) | Accessories (pag 400) | Linear profile (pag 402)

Ribbon PRO | 160 LED/m | topLED | 24 V DC | 16,8 W/m

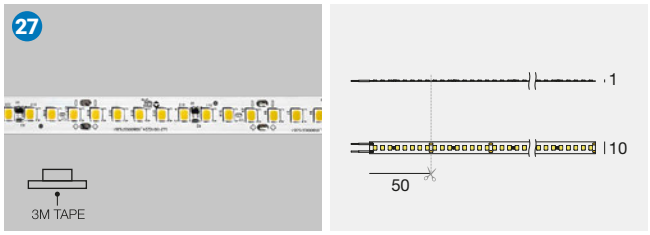

		Cct	lm S - lm D	Opt	L
CRI 90					
C0031		**M**	12568 - 12568	**DI**	**05000** (5 m - 84 W)
		W	12824 - 12824		
		N	13794 - 13794		

Electronics: **AL** (pag 401) | Accessories (pag 400) | Linear profile (pag 402)

Ribbon PRO | 136 LED/m | topLED | 48 V DC | 8,6 W/m

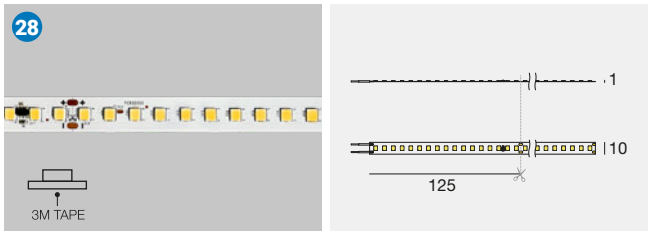

		Cct	lm S - lm D	Opt	L
CRI 90					
C0040		**M**	6871 - 6871	**DI**	**05000** (5 m - 43 W)
		W	7970 - 7970		
		N	8260 - 8260		

Electronics: **AL** (pag 401) | Accessories (pag 400) | Linear profile (pag 402)



IP67

Silicone | 60 LED/m | topLED | 24 V DC | 4,8 W/m



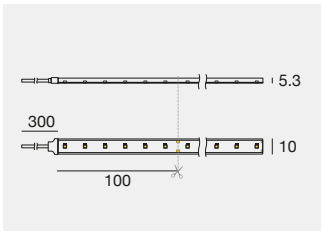

C.V. CRI 90 IP67

	Cct	lm S - lm D	Opt	L
CRI 90				
C0051	**M**	2242 - 2242	**DI**	**05019** (5,019 m - 24 W)
	W	2367 - 2367		
	N	2491 - 2491		

Electronics: **AL** (pag 401) | Accessories (pag 400) | Linear profile (pag 402)

Silicone | V2 | 168 LED/m | topLED | 24 V DC | 4,8 W/m

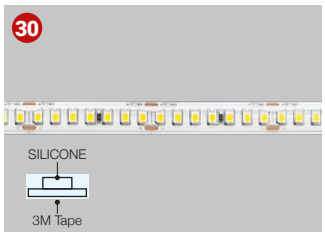

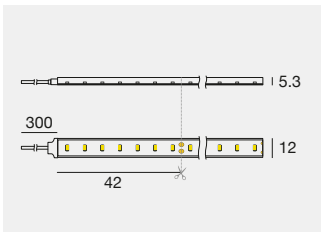

C.V. CRI 90 IP67 NEW

	Cct	lm S - lm D	Opt	L
CRI 90				
C0065	**M**	2398 - 2398	**DI**	**05019** (5,019 m - 24 W)
	W	2519 - 2519		
	N	2540 - 2540		

Electronics: **AL** (pag 401) | Accessories (pag 400) | Linear profile (pag 402)

Silicone | 120 LED/m | topLED | 24 V DC | 9,6 W/m

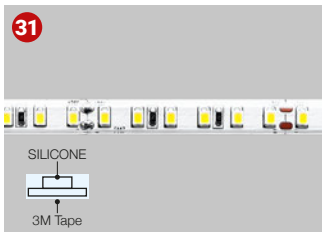

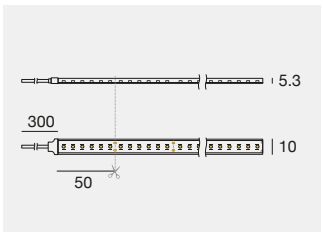

C.V. CRI 90 IP67

	Cct	lm S - lm D	Opt	L
CRI 90				
C0052	**M**	4282 - 4282	**DI**	**05019** (5,019 m - 48 W)
	W	4582 - 4582		
	N	4759 - 4759		

Electronics: **AL** (pag 401) | Accessories (pag 400) | Linear profile (pag 402)

Silicone | 168 LED/m | topLED | 24 V DC | 14,4 W/m

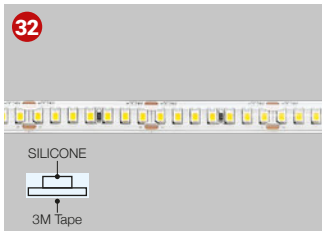

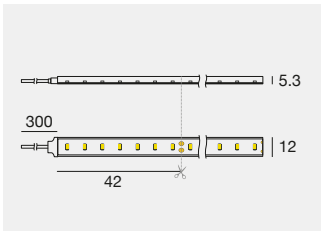

C.V. CRI 90 IP67

	Cct	lm S - lm D	Opt	L
CRI 90				
C0053	**M**	7727 - 7727	**DI**	**05019** (5,019 m - 72 W)
	W	8157 - 8157		
	N	8586 - 8586		

Electronics: **AL** (pag 401) | Accessories (pag 400) | Linear profile (pag 402)

Silicone | 160 LED/m | topLED | 24 V DC | 12 W/m

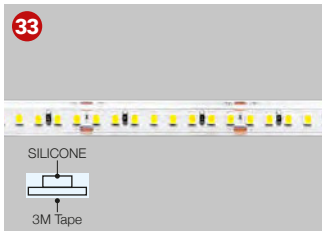

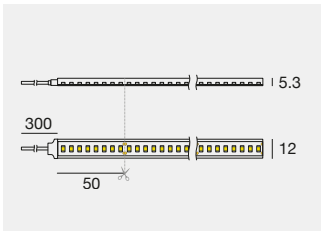

C.V. IP67 HE

	Cct	lm S - lm D	Opt	L
CRI 85				
C0054	**M**	7759 - 7759	**DI**	**05019** (5,019 m - 60 W)
	W	8249 - 8249		
	N	8762 - 8762		

Electronics: **AL** (pag 401) | Accessories (pag 400) | Linear profile (pag 402)

Silicone | 130 LED/m | topLED | 48 V DC | 13,8 W/m

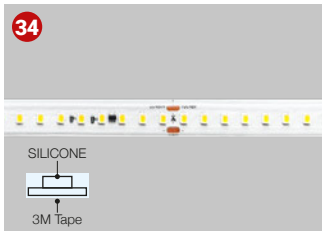

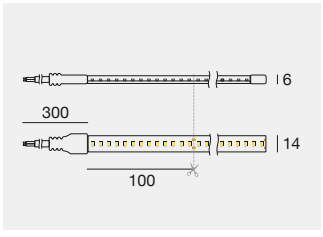

C.V. CRI 90 IP67 15m 48V

	Cct	lm S - lm D	Opt	L
CRI 90				
C0055	**M**	19712 - 19712	**DI**	**15030** (15,03 m - 207 W)
	W	20984 - 20984		
	N	22726 - 22726		

Electronics: **EK** (pag 401) | Accessories (pag 400) | Linear profile (pag 402)

Finishes

WH Text white R9003

Cct

M 2700 **N** 4000
W 3000

IP66

PU_C Plus | 70 LED/m | topLED | 24 V DC | 3,2 W/m

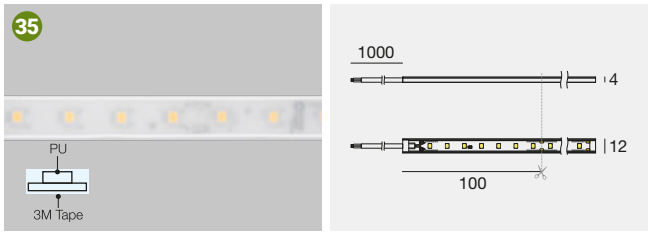

		Cct	lm S - lm D	Opt	L
CRI 90					
C0018		**M**	1781 - 1509	**DI**	**05019** (5,019 m - 16 W)
		W	1889 - 1643		
		N	2152 - 1726		

Electronics: **AL** (pag 401) | Accessories (pag 400) | Linear profile (pag 402)

PU_C Plus | 140 LED/m | topLED | 24 V DC | 7,2 W/m



		Cct	lm S - lm D	Opt	L
CRI 90					
C0019		**M**	4007 - 3222	**DI**	**05019** (5,019 m - 36 W)
		W	4251 - 3513		
		N	4842 - 3665		

Electronics: **AL** (pag 401) | Accessories (pag 400) | Linear profile (pag 402)

PU_C Plus | 70 LED/m | topLED | 24 V DC | 12,5 W/m

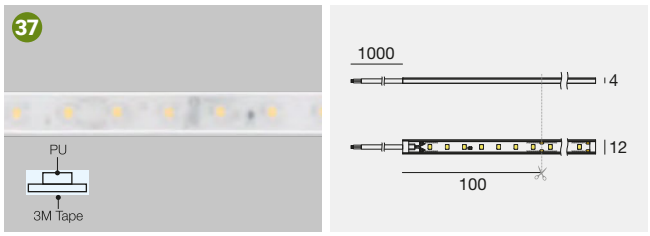

		Cct	lm S - lm D	Opt	L
CRI 90					
C0025		**M**	6957 - 6297	**DI**	**05019** (5,019 m - 62,5 W)
		W	7381 - 6714		
		N	8407 - 7285		

Electronics: **AL** (pag 401) | Accessories (pag 400) | Linear profile (pag 402)

PU_C Plus | 140 LED/m | topLED | 24 V DC | 25 W/m

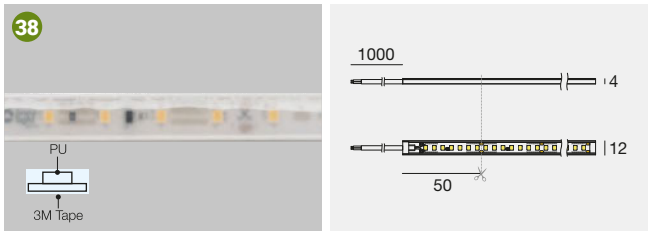

		Cct	lm S - lm D	Opt	L
CRI 90					
C0026		**M**	13913 - 12659	**DI**	**05019** (5,019 m - 125 W)
		W	14761 - 12435		
		N	16814 - 13000		

Electronics: **AL** (pag 401) | Accessories (pag 400) | Linear profile (pag 402)

PU_C Plus RGBW | 60+60 LED/m | topLED | 24 V DC | 19,2 W/m



		Cct	lm S - lm D	Opt	L
CRI 90					
C0025		**V**	RGBW (3000 K)	**DI**	**05019** (5,019 m - 96 W)

Electronics: **AM7** (pag 401) | Accessories (pag 400) | Linear profile (pag 402)

Finishes

WH Text white R9003

Cct

M 2700 **N** 4000
W 3000 **V** RGBW 3000

Cables and connectors

Connector | Strip-strip connector 8mm

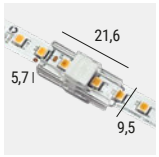

TR **83396**

connector: 2 poles
protection: IP20

suitable for: Ribbon Plus 70, 140 LED/m
Ribbon 60, 120, 160 LED/m

Connector | Strip-strip connector 10mm

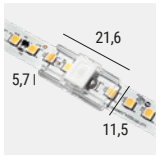

TR **83398**

connector: 2 poles
protection: IP20

suitable for: Ribbon Pro 80,128, 136, 160 LED/m
Ribbon Plus Warm Tune - Ribbon 160 LED/m

Connector | Strip-strip connector 10mm

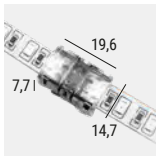

TR **C-W400001**

connector: 2 poles
protection: IP20

suitable for: Ribbon 168, 238 LED/m

Connector | Strip-strip connector 10mm Dynamic White



TR **83400**

connector: 3 poles
protection: IP20

suitable for: Ribbon Plus Dynamic White

Connector | Strip-strip connector 10mm RGBW



TR **83402**

connector: 5 poles
protection: IP20

suitable for: Ribbon Plus RGBW

Connector | Strip-strip or cable-strip connector 8mm Cob



TR **C-W400003**
(cables not included)

connector: 2 poles
protection: IP20

suitable for: Ribbon Cob

Connector | Cable-strip connector 8mm



TR **83397**
(cables not included)

connector: 2 poles
protection: IP20

suitable for: Ribbon Plus 70, 140 LED/m
Ribbon 60, 120, 160 LED/m

Connector | Cable-strip connector 10mm



TR **83399**
(cables not included)

connector: 2 poles
protection: IP20

suitable for: Ribbon Pro 80,128, 136, 160 LED/m
Ribbon Plus Warm Tune - Ribbon 160 LED/m

Connector | Cable-strip connector 10mm



TR **C-W400002**

connector: 2 poles
protection: IP20

suitable for: Ribbon 168, 238 LED/m

Connector | Cable-strip connector 10mm Dynamic White



TR **83401**
(cables not included)

connector: 3 poles
protection: IP20

suitable for: Ribbon Plus Dynamic White

Connector | Cable-strip connector 10mm RGBW



TR **83403**
(cables not included)

connector: 5 poles
protection: IP20

suitable for: Ribbon Plus RGBW

Accessories

PU_C Plus | Fixing kit



TR **98964**

1 x glue
20 x brackets
40 x M3x25 screws
10 x caps

suitable for: 5 m PU_C Plus

Silicone | Fixing kit

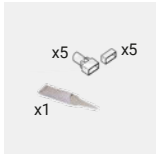

TR **C-V400002**

1 x glue
10 x caps

suitable for: 5 m Silicone

PU_C Plus - Silicone | Fixing brackets



TR **89223**

10 x brackets
20 x M3x25 screws

suitable for: 5 m PU_C Plus, Silicone

Electronics

AL | 24 V

99374	99331	99332	83333	C-E400002
ON/OFF	ON/OFF	0/1-10V	DALI/PUSH	DALI/PUSH
75W	150W	150W	150W	240W
210 x 49 x h 25	158 x 60 x h 35	158 x 60 x h 35	188 x 68 x h 34	188 x 68 x h 34
56	70	70	77	77

EK | 48 V

99784	99785	C-E400003	Switching	83177
ON/OFF	ON/OFF	DALI/PUSH	CV 48V	Dimmer DMX
150W CV 48V	240W CV 48V	150W CV 48V		312W
219 x 63 x h 35	244 x 71 x h 38	188 x 68 x h 34	Pag. 987-988	97 x 36 x h 62
80	81	77		

AM7 | 24 V

C-E700002+C-W600001	99331	C-E500025	DMX	99331
Dimmer RF	CV 24V	Dimmer DMX	Controllers	CV 24V
	150 W			150 W
52 x 52 x h 26	158 x 60 x h 35	96 x 73 x h 39	Pag. 1007	158 x 60 x h 35
53	70			70



Fabio Cars Srl
Caltagirone - Sicily (Italy)

Project:
Studio3000 Architettura e Design

Designer:
Arch. Marco Scebba

Design collaborator:
Arch. Nunzio Andrea Zago

Photography:
Davide e Umberto Di Pasquale & figli Fotografi

PROFILE RANGE

Surface

Svik_00/00
pag 409

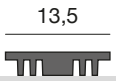

Finishes profile
- AM Aluminium

Alise_10/10
pag 408

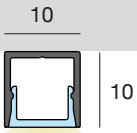

Finishes profile
- AM Aluminium

Finishes diffuser
- OP Opaline

Fonis_06/11
pag 409

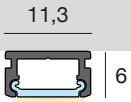

Finishes profile
- AM Aluminium

Finishes diffuser
- TR Transparent
- TN Satinized
- OP Opaline

Rive_17/16
pag 407

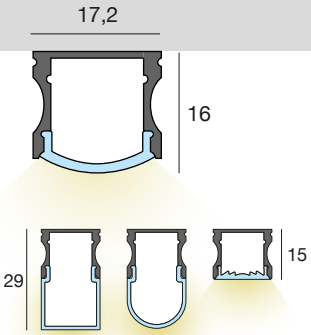

Finishes profile
- AM Aluminium
- BB Black

Finishes diffuser
- TR Transparent
- TN Satinized
- OP Opaline
- BB Black

Vojo_17/08
pag 406

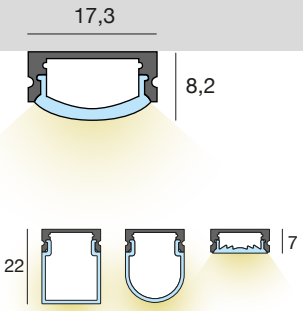

Finishes profile
- AM Aluminium
- BB Black

Finishes diffuser
- TR Transparent
- TN Satinized
- OP Opaline
- BB Black

Recessed
Tiles

Tabulo_35/14
pag 408

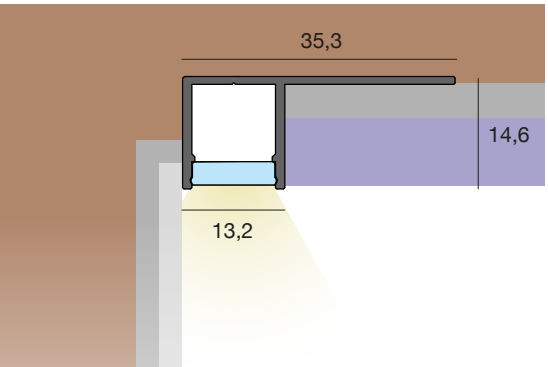

Finishes profile
- AM Aluminium

Finishes diffuser
- OP Opaline

Recessed
Wood

Roko_33/15
pag 408

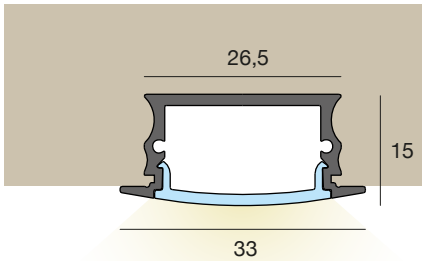

Finishes profile
- AM Aluminium

Finishes diffuser
- TR Transparent
- TN Satinized
- OP Opaline

Sageto_24/08
pag 407

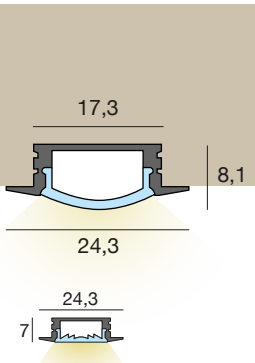

Finishes profile
- AM Aluminium

Finishes diffuser
- TR Transparent
- TN Satinized
- OP Opaline

Vojo_17/08
pag 406

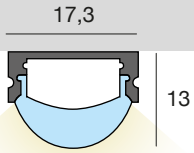

Finishes profile
- AM Aluminium

Finishes diffuser
- TN Satinized

Ozner_25/10
pag 409

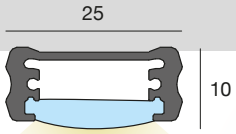

Finishes profile
- AM Aluminium

Finishes diffuser
- TR Transparent

Luno_20/27
pag 406

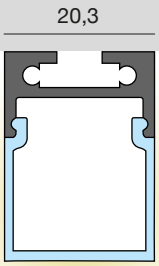

Finishes profile
- AM Aluminium
- BB Black

Finishes diffuser
- OP Opaline
- BB Black

Luno_20/27
pag 407

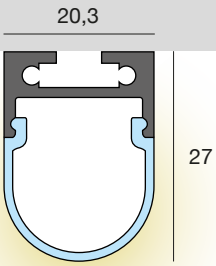

Finishes profile
- AM Aluminium
- BB Black

Finishes diffuser
- OP Opaline
- BB Black

Cela_18/18
pag 409

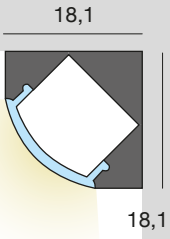

Finishes profile
- AM Aluminium
- BB Black

Finishes diffuser
- TR Transparent
- TN Satinized
- OP Opaline
- BB Black

Recessed
Plasterboard

Ghost_64/14
pag 408

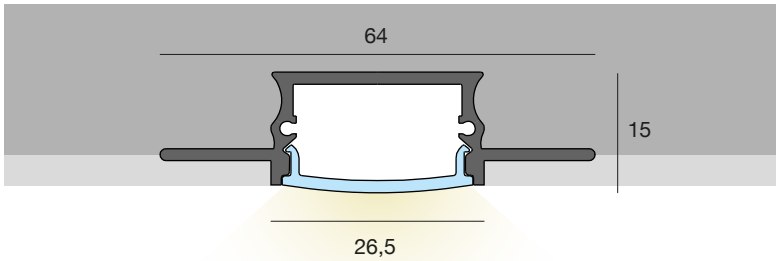

Finishes profile
- AM Aluminium

Finishes diffuser
- TR Transparent
- TN Satinized
- OP Opaline

Rialt_55/70
pag 408

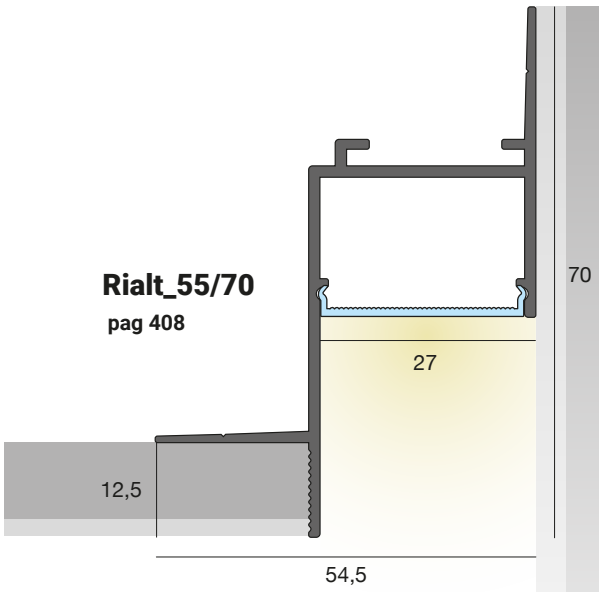

Finishes profile
- AM Aluminium

Finishes diffuser
- OP Opaline


ON REQUEST

TAILOR-MADE LIGHTING: PRECISION CUTS FOR UNIQUE PROJECTS.

Linea Light Group introduces a new custom cutting service dedicated to the i-LèD profiles from the Flex Light section, designed to offer highly customized lighting solutions, perfectly calibrated for every design need. Customization becomes simple: after choosing the profile model, diffuser, and ideal length, you can combine the lighting units from the Ribbon, Ribbon PRO, and Ribbon Plus collections to create unique, ready-to-use linear solutions. Each fixture is made with quality materials and technologies, ensuring extraordinary lighting performance and maximum installation versatility.



1.
Select the profile and accessories



2.
Select the strip



3.
Specify the dimensions and cable position



4.
The fixture is ready for installation

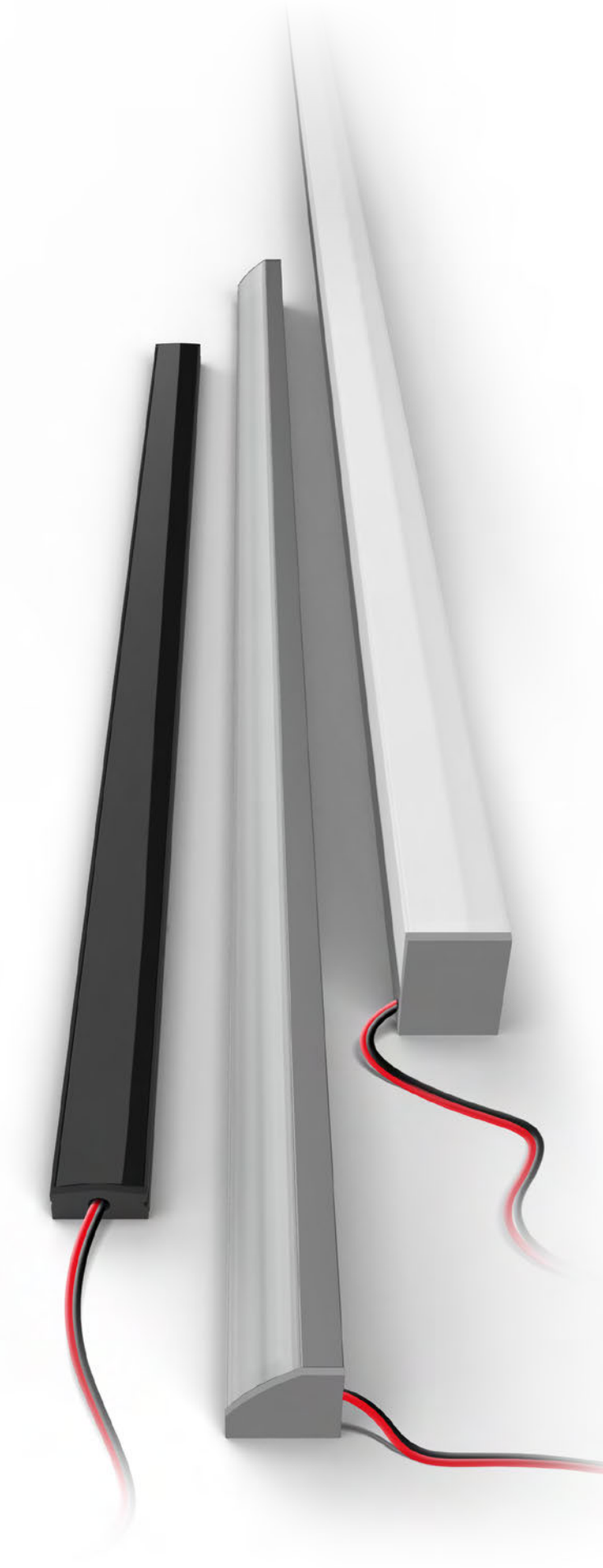

WHY CHOOSE THE CUSTOM SERVICE?

- Maximum customization and adaptability for any type of project.
- Tailor-made, complete, and ready-to-use fixtures.
- Reduced costs and faster installation.

To create your custom project, contact your local Linea Light Group representative.

PROFILES:
WHERE IS THE DIFFERENCE



TR Transparent polycarbonate

TN Satinized polycarbonate

OP Opaline polycarbonate

Vojo_17/08 | Low surface profile





98892 C-V400023 C-V400027



83133 C-V400024 C-V400029

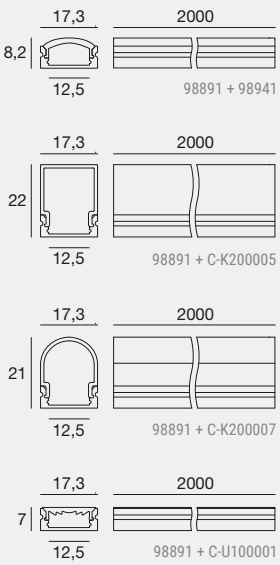

AM	**98891**	1 x	Profile
BB	**83129**	1 x	Profile
TR	**98941**	1 x	Diffuser
TN	**98942**	1 x	Diffuser
OP	**98943**	1 x	Diffuser
BB	**83132**	1 x	Diffuser
TR	**C-U100001**	1 x	Diffuser (Optic 30/50°)
OP	**C-K200005**	1 x	Diffuser 3D square
OP	**C-K200007**	1 x	Diffuser 3D round
GG	**98892**	2 x	Caps
BB	**83133**	2 x	Caps
GG	**C-V400023**	2 x	Caps (for diffuser optic 30/50°)
BB	**C-V400024**	2 x	Caps (for diffuser optic 30/50°)
GG	**C-V400027**	2 x	Caps (for diffuser 3D square)
GG	**C-V400029**	2 x	Caps (for diffuser 3D round)
	98944	5 x	Brackets
KIT composition			
	98954	1 x	98891-98943-98892-98944
KIT composition Black			
	84446	1 x	83129-83132-83133-98944

Compatible with: Ribbon PRO - Ribbon Plus - Ribbon (not for 48V) - Silicone (only 10mm)

Vojo_17/08 | Low surface profile



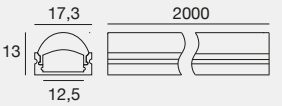

AM	**98891**	1 x	Profile
TN	**98925**	1 x	Diffuser (Optic 90°)
GG	**98928**	2 x	Caps
	98944	5 x	Brackets
KIT composition			
	99983	1 x	98891-98925-98928-98944

Compatible with: Ribbon PRO - Ribbon Plus - Ribbon (not for 48V) - Silicone (only 10mm)

Luno_20/27 | High square surface profile



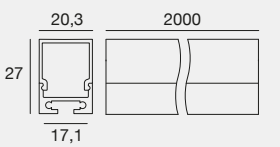

AM	**C-K100017**	1 x	Profile
BB	**C-K100018**	1 x	Profile
OP	**C-K200001**	1 x	Diffuser
BB	**C-K200002**	1 x	Diffuser
GG	**C-V400019**	2 x	Caps
BB	**C-V400020**	2 x	Caps
	98931	5 x	Brackets

Compatible with: Ribbon PRO - Ribbon Plus - Ribbon - PU_C Plus - Silicone

Finishes

BB Text black R9005 | GG text brilliant grey R9006 | TR Transparent
AM Anodised aluminium | OP Opaline | TN Satinized

Luno_20/27 | High round surface profile



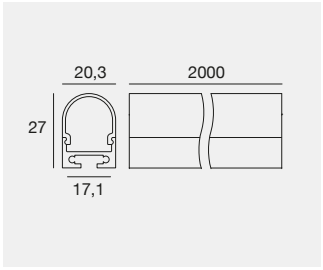

AM	**C-K100017**	1 x	Profile
BB	**C-K100018**	1 x	Profile
OP	**C-K200003**	1 x	Diffuser
BB	**C-K200004**	1 x	Diffuser
GG	**C-V400021**	2 x	Caps
BB	**C-V400022**	2 x	Caps
	98931	5 x	Brackets

Compatible with: Ribbon PRO - Ribbon Plus - Ribbon - PU_C Plus - Silicone

Rive_17/16 | High surface profile





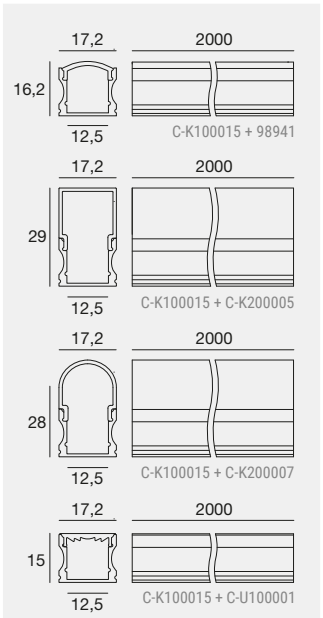

AM	**C-K100015**	1 x	Profile
BB	**C-K100016**	1 x	Profile
TR	**98941**	1 x	Diffuser
TN	**98942**	1 x	Diffuser
OP	**98943**	1 x	Diffuser
BB	**83132**	1 x	Diffuser
TR	**C-U100001**	1 x	Diffuser (Optic 30/50°)
OP	**C-K200005**	1 x	Diffuser 3D square
OP	**C-K200007**	1 x	Diffuser 3D round
GG	**C-V400035**	2 x	Caps
BB	**C-V400036**	2 x	Caps
GG	**C-V400025**	2 x	Caps (for diffuser optic 30/50°)
BB	**C-V400026**	2 x	Caps (for diffuser optic 30/50°)
GG	**C-V400031**	2 x	Caps (for diffuser 3D square)
GG	**C-V400033**	2 x	Caps (for diffuser 3D round)
	98944	5 x	Brackets
KIT composition			
	C-K100026	1 x	C-K100015 -98943- C-V400035 -98944
KIT composition Black			
	C-K100027	1 x	C-K100016 -83132- C-V400036 -98944

Compatible with: Ribbon PRO - Ribbon Plus - Ribbon (not for 48V) - Silicone (only 10mm)

Sageto_24/08 | Low recessed profile



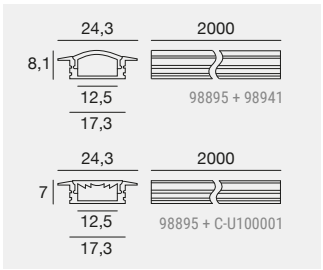



AM	**98895**	1 x	Profile
TR	**98941**	1 x	Diffuser
TN	**98942**	1 x	Diffuser
OP	**98943**	1 x	Diffuser
TR	**C-U100001**	1 x	Diffuser (Optic 30/50°)
GG	**98896**	2 x	Caps
GG	**C-V400023**	2 x	Caps (for diffuser optic 30/50°)
	98944	5 x	Brackets
KIT composition			
	98965	1 x	98895-98943-98896-98944

Compatible with: Ribbon PRO - Ribbon Plus - Ribbon (not for 48V)

Finishes

BB	Text black R9005	GG	text brilliant grey R9006	TR	Transparent
AM	Anodised aluminium	OP	Opaline	TN	Satinized

Roko_33/15 | Low recessed profile



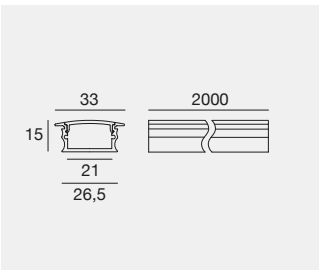

AM	98897	1 x	Profile
TR	98898	1 x	Diffuser
TN	98899	1 x	Diffuser
OP	98900	1 x	Diffuser
GG	98902	2 x	Caps
	98901	5 x	Brackets

Compatible with: Ribbon PRO - Ribbon Plus - Ribbon - PU_C Plus - Silicone

Ghost_64/14 | Low recessed profile



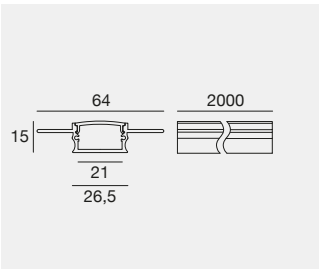

AM	98906	1 x	Profile
TR	98898	1 x	Diffuser
TN	98899	1 x	Diffuser
OP	98900	1 x	Diffuser
GG	98907	2 x	Caps

Compatible with: Ribbon PRO - Ribbon Plus - Ribbon - PU_C Plus - Silicone

Tabulo_35/14 | Integrated side profile



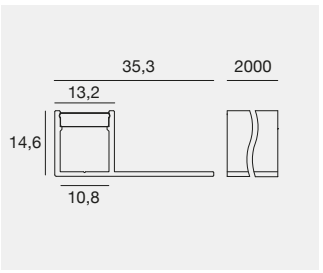

AM	98921	1 x	Profile
OP	98917	1 x	Diffuser
GG	98922	2 x	Caps

Compatible with: Ribbon PRO - Ribbon Plus - Ribbon (not for 48V)

Rialt_55/70 | Integrated side profile



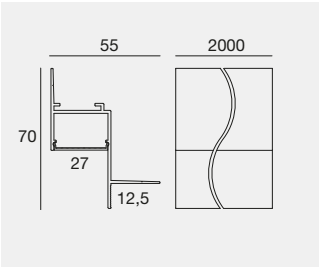

AM	C-K100025	1 x	Profile
OP	C-K200009	1 x	Diffuser
GG	C-V400041	2 x	Caps

Compatible with: Ribbon PRO - Ribbon Plus - Ribbon - PU_C Plus - Silicone

Alise_10/10 | Square slim surface profile



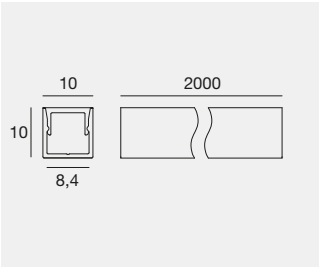

AM	98912	1 x	Profile
OP	98913	1 x	Diffuser
GG	98915	2 x	Caps
	98914	5 x	Brackets

Compatible with: Ribbon Slim

Finishes

AM Anodised aluminium
OP Opaline
TN Satinized
GG Text brilliant grey R9006
TR Transparent

Fonis_06/11 | Low slim surface profile



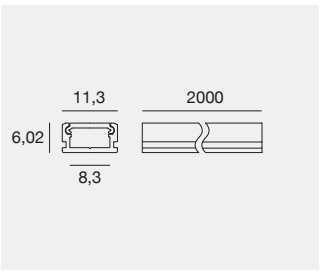

AM	**98885**	1 x	Profile
TR	**98886**	1 x	Diffuser
TN	**98887**	1 x	Diffuser
OP	**98888**	1 x	Diffuser
GG	**98890**	2 x	Caps
	83224	5 x	Brackets

Compatible with: Ribbon Slim

Ozner_25/10 | Low surface profile



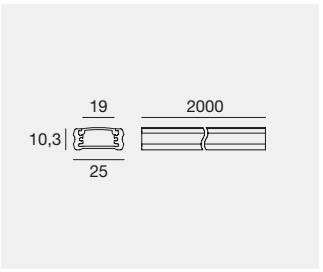

AM	**98419**	1 x	Profile
OP	**98395**	1 x	Diffuser
GG	**98418**	2 x	Caps
	98420	5 x	Brackets

Compatible with: Ribbon Pro - Ribbon Plus - Ribbon - PU_C Plus - Silicone

Svik_00/00 | Heat sink



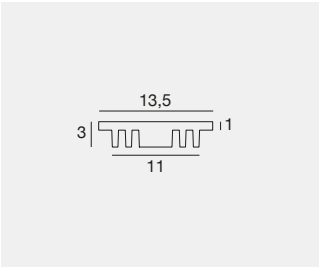

AM	**98956**	1 x	Heat sink

Compatible with: Ribbon Pro - Ribbon Plus - Ribbon - PU_C Plus - Silicone (not for 48V)

Cela_18/18 | Corner profile



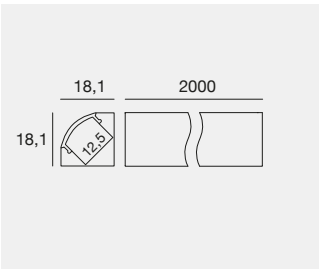

AM	**C-K100019**	1 x	Profile
BB	**C-K100020**	1 x	Profile
TR	**98941**	1 x	Diffuser
TN	**98942**	1 x	Diffuser
OP	**98943**	1 x	Diffuser
BB	**83132**	1 x	Diffuser
GG	**C-V400037**	2 x	Caps
BB	**C-V400038**	2 x	Caps
	98904	5 x	Brackets
KIT composition			
	C-K100028	1 x	C-K100019-98943- C-V400037 -98904
KIT composition Black			
	C-K100029	1 x	C-K100020-83132- C-V400038 -98904

Compatible with: Ribbon PRO - Ribbon Plus - Ribbon (not for 48V) - Silicone (only 10mm)

Finishes

BB Text black R9005
AM Anodised aluminium
GG Text brilliant grey R9006
OP Opaline
TR Transparent
TN Satinized

RUBBER RANGE

3 years warranty

TM 66

RUBBER
TM66
RESULT 1.9



Rubber_O 48V

White finish
pag 432

W/m	12 → 16,8
Lm/m	1150 → 1284
m	2,5-5-10
CRI	90
R9	>50
Cct (K)	2700-3000 4000-RGBW DW 1800 → 4000
IP	66
Opt	Diffused

Rubber 3D
Rubber 3D 48V

White finish
pag 414-415

W/m	4,8 → 16,3
Lm/m	244 → 945
m	1-5-10
CRI	90
R9	>50
Cct (K)	2200-2700-3000 3500-4000 DW 2000 → 6000
IP	67
Opt	Diffused

Rubber 3D
Concrete

Concrete finish
pag 414

W/m	9,6
Lm/m	220
m	1-5-10
CRI	90
R9	-
Cct (K)	3000
IP	67
Opt	Diffused

Rubber 3D RGBW
RGBW 48V

White finish
pag 414-415

W/m	15
Lm/m	-
m	1-5-10
CRI	90
R9	-
Cct (K)	RGBW
IP	67
Opt	Diffused

Rubber 3D PIXEL RGBW

White finish
pag 419

W/m	13,2
Lm/m	-
m	0,5-1-5
CRI	90
R9	>50
Cct (K)	RGBW
IP	67
Opt	Diffused



Rubber 3D PROtection

White finish
pag 420

W/m	9,6
Lm/m	627 → 715
m	1-5-10
CRI	90
R9	>50
Cct (K)	2700-3000 3500-4000
IP	68
Opt	Diffused

Rubber 3D PROtection RGBW

White finish
pag 420

W/m	15
Lm/m	-
m	1-5
CRI	90
R9	-
Cct (K)	RGBW
IP	68
Opt	Diffused

Rubber 3D Optics

White finish
pag 418

W/m	19,5
Lm/m	1576 → 1854
m	1-3-5
CRI	90
UGR	-
Cct (K)	2200-2700 3000-3500 4000
IP	67
Opt	Flood-M.Flood-Elliptic

Rubber 3D Optics

Black finish
pag 418

W/m	19,5
Lm/m	1345 → 1576
m	1-3-5
CRI	90
UGR	-
Cct (K)	2200-2700 3000-3500 4000
IP	67
Opt	Flood-M.Flood-Elliptic

Rubber 2D Mini

White finish
pag 413

W/m	6
Lm/m	157 → 226
m	1-5-10
CRI	90
R9	>50
Cct (K)	2200-2700 3000-3500 4000
IP	67
Opt	Diffused

RUBBER 2D MINI

RUBBER 3D

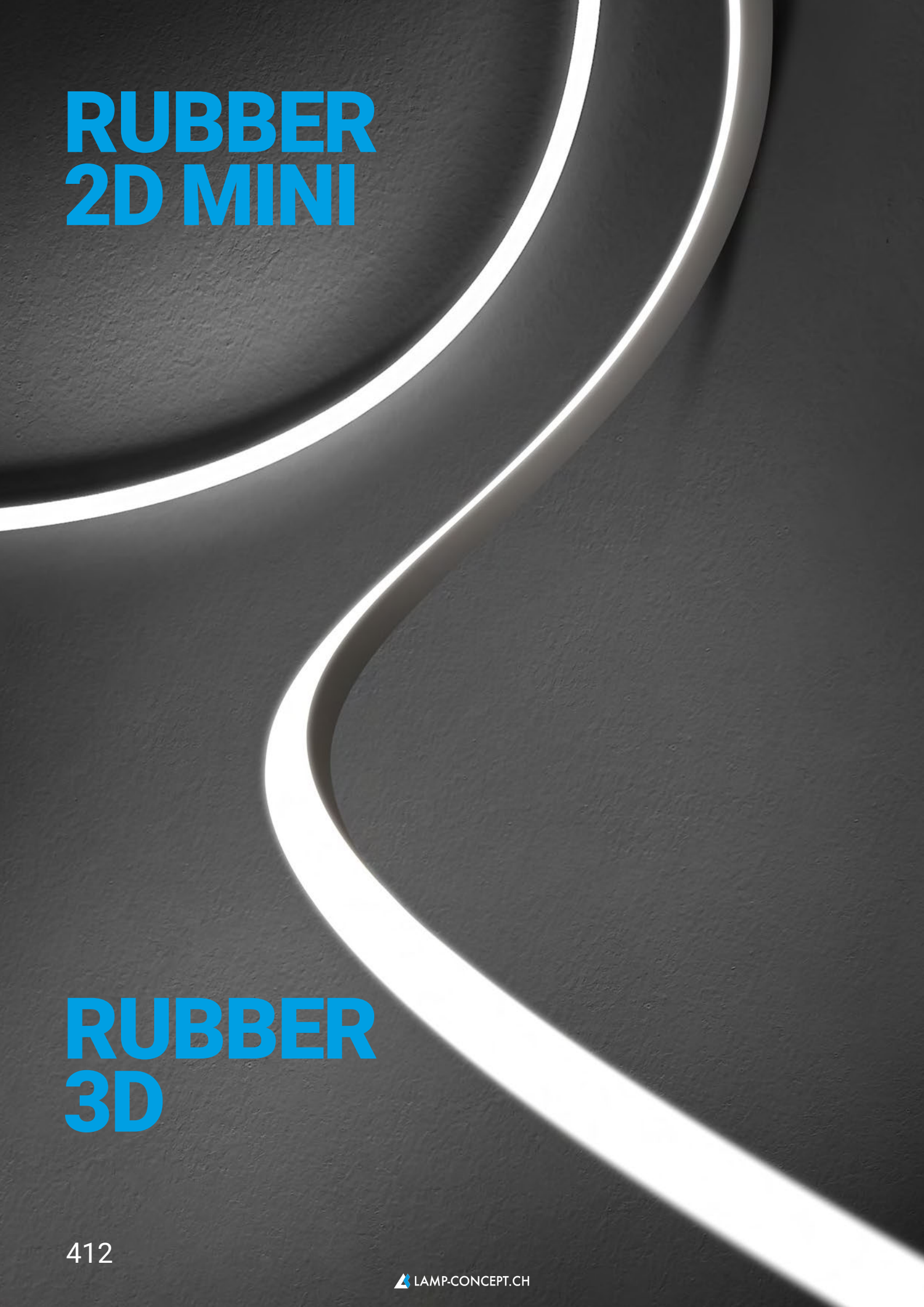

2D | 6mm | R9 >50

Rubber 2D_mini

Like the standard 14 mm model, the Mini version is also an ideal solution for curves and reverse curves that demand bending on a single axis, combining flexible installation with high performance. IP67 certified, it differs from any other Rubber with its extremely reduced dimensions. Rubber 2D Mini packs in just 6mm a custom designed circuit that allows extremely high performance to be achieved with very thin light for discrete and elegant linear effects. Just like the internal electronics, the accessories, clips and profiles are also specifically designed for the minimum bulk of the strip.



Rubber 2D_mini | V3 | LED strip | 24 V DC



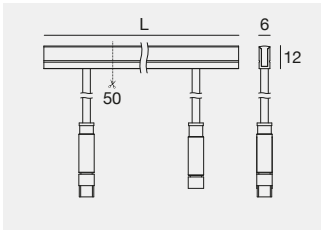

Minimum curvature radius: 150 mm

	Cct	lm S/m - lm D/m	Opt	L
CRI 90 - 6W/m				
C0057	**A**	515 - 157	**DI**	**01004** (1,004 m - 6 W)
	M	624 - 196		**05004** (5,004 m - 30 W)
	W	685 - 188		**10004** (10,004 m - 60 W)
	T	724 - 199		
	N	754 - 226		

Electronics: **AL** (pag 413) | Accessories and cables (pag 424-427)



Electronics

AL | 24 V

99374	99331	99332	83333	C-E400002
ON/OFF	ON/OFF	0/1-10V	DALI/PUSH	DALI/PUSH
75W	150W	150W	150W	240W
210 x 49 x h 25	158 x 60 x h 35	158 x 60 x h 35	188 x 68 x h 34	188 x 68 x h 34
56	70	70	77	77

Finishes

WH Text white R9003

Cct

A 2200 **W** 3000 **N** 4000
M 2700 **T** 3500

Rubber 3D | V3 | LED strip | 24 V DC



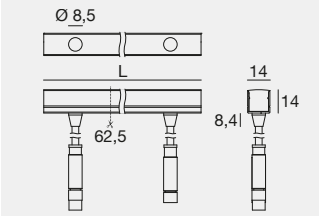

Minimum curvature radius: 250 mm

	Cct	lm S/m - lm D/m	Opt	L
CRI 90 - 4,8 W/m				
C0013	**A**	412 - 244	**DI**	**01004** (1,004 m - 4,8 W)
	M	499 - 255		**05004** (5,004 m - 24 W)
	W	530 - 270		**10004** (10,004 m - 48 W)
	T	579 - 308		
	N	603 - 315		

Electronics: **AL** (pag 415) | Accessories and cables (pag 424-427)

	Cct	lm S/m - lm D/m	Opt	L
CRI 90 - 9,6 W/m				
C0014	**A**	824 - 488	**DI**	**01004** (1,004 m - 9,6 W)
	M	998 - 509		**05004** (5,004 m - 48 W)
	W	1096 - 540		**10004** (10,004 m - 96 W)
	T	1158 - 616		
	N	1206 - 629		

Electronics: **AL** (pag 415) | Accessories and cables (pag 424-427)

	Cct	lm S/m - lm D/m	Opt	L
CRI 90 - 14,5 W/m				
C0015	**A**	1186 - 732	**DI**	**01004** (1,004 m - 14,5 W)
	M	1437 - 765		**05004** (5,004 m - 72,1 W)
	W	1526 - 810		**10004** (10,004 m - 144 W)
	T	1667 - 924		
	N	1736 - 945		

Electronics: **AL** (pag 415) | Accessories and cables (pag 424-427)

	Cct		Opt	L
CRI 90 - 16,3 W/m				
C0014	**D**	Dynamic White 2000-6000 K	**DI**	**01004** (1,004 m - 16,3 W)
				05004 (5,004 m - 81,3 W)

For power supply/control contact
Linea Light support service

Electronics: **AM7** (pag 415) | Accessories and cables (pag 424-427)

	Cct		Opt	L
CRI 90 - 15 W/m				
C0014	**V**	RGBW (3000 K)	**DI**	**01004** (1,004 m - 15 W)
				05004 (5,004 m - 74,6 W)

For power supply/control contact
Linea Light support service

Electronics: **AM7** (pag 415) | Accessories and cables (pag 424-427)

Rubber 3D | Concrete | V3 | LED strip | 24 V DC



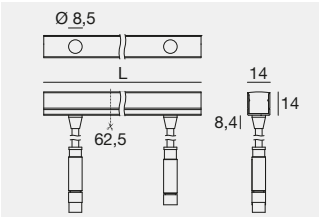

Minimum curvature radius: 250 mm

	Cct	lm S/m - lm D/m	Opt	L
CRI 90 - 9,6 W/m				
C0017	**W**	1096 - 220	**DI**	**01004** (1,004 m - 9,6 W)
				05004 (5,004 m - 48 W)
				10004 (10,004 m - 96 W)

Electronics: **AL** (pag 415) | Accessories and cables (pag 424-427)

Rubber 3D | V3 | LED strip | 48 V DC



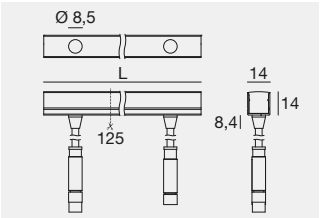

Minimum curvature radius: 250 mm

C.V. R9 >50 IP67 48V

	Cct	lm S/m - lm D/m	Opt	L
CRI 90 - 9,6 W/m				
C0016	**A**	858 - 457	**DI**	**01004** (1,004 m - 10 W)
	M	1040 - 558		**05004** (5,004 m - 50 W)
	W	1206 - 602		**10004** (10,004m-100W)
	T	1206 - 604		
	N	1256 - 691		

Electronics: **EK** (pag 415) | Accessories and cables (pag 424-427)

C.V. IP67 48V +RGBW

	Cct		Opt	L
CRI 90 - 15 W/m				
C0016	**V**	RGBW (3000 K)	**DI**	**01004** (1,004 m - 15 W)
				05004 (5,004 m - 75 W)
				10004 (10,004m-150W)

For power supply/control contact
Linea Light support service

Electronics: **EH** (pag 415) | Accessories and cables (pag 424-427)

48V

The main characteristic that Linea Light Group introduces through the Rubber 3D 48V units is the ability to increase the usable section even on projects where significant lengths are foreseen. Thereby simplifying planning and installation.

Electronics

AL | 24 V

99374	99331	99332	83333	C-E400002
ON/OFF	ON/OFF	0/1-10V	DALI/PUSH	DALI/PUSH
75W	150W	150W	150W	240W
210 x 49 x h 25	158 x 60 x h 35	158 x 60 x h 35	188 x 68 x h 34	188 x 68 x h 34
56	70	70	77	77

AM7 | 24 V

C-E700002+C-W600001	99331	C-E500025	DMX	99331
Dimmer RF	CV 24V	Dimmer DMX	Controllers	CV 24V
	150 W			150 W
52 x 52 x h 26	158 x 60 x h 35	96 x 73 x h 39	Pag. 1007	158 x 60 x h 35
53	70			70

EH | 48 V

99784	99785	C-E700002+C-W600001	Switching	C-E500025
ON/OFF	ON/OFF	Dimmer RF	CV 48V	Dimmer DMX
150W CV 48V	240W CV 48V	CV 48V		384W
219 x 63 x h 35	244 x 71 x h 38	52 x 52 x h 26	Pag. 987-988	96 x 73 x h 39
80	81	53		

EK | 48 V

99784	99785	C-E400003	Switching	83177
ON/OFF	ON/OFF	DALI/PUSH	CV 48V	Dimmer DMX
150W CV 48V	240W CV 48V	150W CV 48V		312W
219 x 63 x h 35	244 x 71 x h 38	188 x 68 x h 34	Pag. 987-988	97 x 36 x h 62
80	81	77		

Finishes **Cct**

WH Text white R9003 **A** 2200 **W** 3000 **N** 4000
M 2700 **T** 3500 **V** RGBW 3000









The redevelopment of the Montefeltro Office Village in Milan uses light as a defining element of its façades. Rubber 3D's ability to enhance three-dimensionality gives the building a strong and distinctive architectural identity.

Montefeltro Office Village
Milan (Italy)

Project: Stefano Giubileo, Gregg Brodarick, Andrea Bianchi, Fabio Crespi

Photography:
Marco Reggi

LAMP-CONCEPT.CH

Rubber 3D Optics | V2 | LED strip | 24 V DC

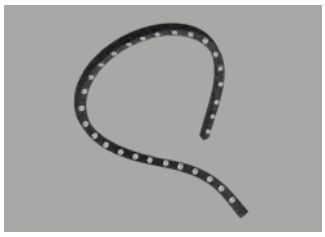

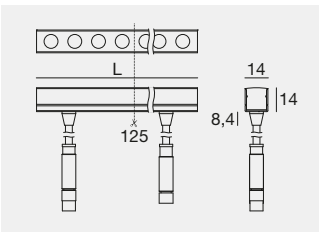

Minimum curvature radius: 250 mm

		Cct	lm S/m - lm D/m	Opt	L
CRI 90 - 19,5W/m					
C0010		**A**	1691 - 1576	**FL**	**01004** (1,004m-19,5W)
C0011		**M**	1799 - 1677	**ML**	**03004** (3,004m-58,5W)
		W	1874 - 1747	**EM**	**05004** (5,004m-97,5W)
		T	1817 - 1694		
		N	1989 - 1854		

FL Flood (24°) | **ML** M. Flood (37°) | **EM** Elliptic (30°÷ 39°)x(41°÷ 60°)

Electronics: **AL** (pag 418) | Accessories and cables (pag 424-427)





Electronics

AL | 24 V

99374	**99331**	**99332**	**83333**	**C-E400002**
ON/OFF	ON/OFF	0/1-10V	DALI/PUSH	DALI/PUSH
75W	150W	150W	150W	240W
210 x 49 x h 25	158 x 60 x h 35	158 x 60 x h 35	188 x 68 x h 34	188 x 68 x h 34
56	70	70	77	77

Finishes		Cct			
WH	Text white R9003	**A** 2200	**W** 3000	**N** 4000
BB	Text black R9005	**M** 2700	**T** 3500	

Rubber 3D PIXEL RGBW | LED strip | 24 V DC



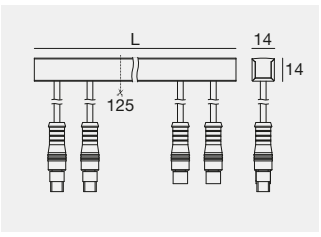

Minimum curvature radius: 250 mm

Cct			Opt	L	
CRI 90 - 13,2W/m					
C0056	**V**	RGBW (3000 K)	**DI**	**00504**	(0,504 m - 6,6 W)
				01004	(1,004 m - 13,2 W)
				05004	(5,004 m - 66 W)

Two connectors for 500 mm length

For power supply/control contact
Linea Light support service

Electronics: **AM11** (pag 419) | Accessories and cables (pag 419, 424-427)

Accessories and cables

Cable with connector



PVC **99688** Conn. F 2x 0,25 - 2000 mm
PVC **99689** Conn. M 2x 0,25 - 2000 mm
suitable for: Rubber 3D PIXEL RGBW

Cable SPI with connector PIXEL



GG **82850** Conn. F 2x 0,5 - 2000 mm
GG **82851** Conn. M 2x 0,5 - 2000 mm
suitable for: Rubber 3D PIXEL RGBW

PIXEL Transmitter Box with SPI male cable



GG **C-E800002**

suitable for: Rubber 3D PIXEL RGBW

PIXEL Receiver Box with SPI female cable



GG **C-E800001**

suitable for: Rubber 3D PIXEL RGBW

T-cable with connectors



BB **83387**

suitable for: Rubber 3D PIXEL RGBW

Electronics

AM11 | 24 V

99786	82852/82853	82856	99519	C-E700004
ON/OFF 240W 244 x 71 x h 38 81	ARTNET/SPI Controllers	Transmitter	Receiver	Easy Pixel Controller + TLC

Finishes

WH Text white R9003
GG Text brilliant grey R9006
BB Text black R9005

Cct

V RGBW 3000

Rubber 3D PROtection | V3 | LED strip | 24 V DC



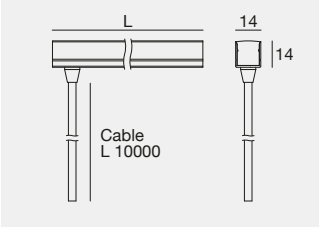

Minimum curvature radius: 250 mm

10 m | max 3 m | C.V. | R9 >50 | IP68

	Cct	lm S/m - lm D/m	Opt	L	
CRI 90 - 9,6 W/m					
C0012	**M**	998 - 627	**DI**	**01004**	(1,004 m - 9,6 W)
	W	1096 - 684		**05004**	(5,004 m - 48 W)
	T	1158 - 687		**10004**	(10,004 m - 96 W)
	N	1206 - 715			

Electronics: **AL** (pag 420) | Accessories (pag 426-427)

10 m | max 3 m | C.V. | IP68 | RGBW

	Cct		Opt	L	
CRI 90 - 15 W/m					
C0012	**V**	RGBW (3000 K)	**DI**	**01004**	(1,004 m - 15 W)
				05004	(5,004 m - 74,6 W)

For power supply/control contact
Linea Light support service

Electronics: **AM7** (pag 420) | Accessories (pag 426-427)



Electronics

AL | 24 V

99374	**99331**	**99332**	**83333**	**C-E400002**
ON/OFF	ON/OFF	0/1-10V	DALI/PUSH	DALI/PUSH
75W	150W	150W	150W	240W
210 x 49 x h 25	158 x 60 x h 35	158 x 60 x h 35	188 x 68 x h 34	188 x 68 x h 34
IP 56	IP 70	IP 70	IP 77	IP 77

AM7 | 24 V

C-E700002+C-W600001	**99331**	**C-E500025**	**DMX**	**99331**
Dimmer RF	CV 24V	Dimmer DMX	Controllers	CV 24V
	150 W			150 W
52 x 52 x h 26	158 x 60 x h 35	96 x 73 x h 39	Pag. 1007	158 x 60 x h 35
IP 53	IP 70			IP 70

Finishes

WH Text white R9003

Cct

M 2700 **T** 3500 **V** RGBW 3000
W 3000 **N** 4000



Hotel Sofitel Barcelona
Barcelona (Spain)

Lighting design:
Fantastico Lighting Partners +
Autentico Architectural Lighting Design

Photography:
Jordi Anguera



Flexible antiglare shade (C-K100032)
+ Clip (C-F400002)
+ Rubber 3D

Spike with bracket (83351)
+ Clip (C-F400002)
+ Rubber 3D

FLEXIBILITY TAKES NEW FORMS

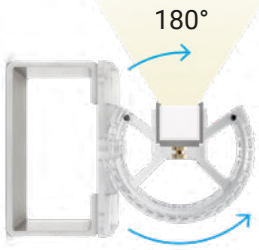



Tilting bracket

It allows an accurate adjustment, ensuring maximum flexibility in directing the light according to specific needs. To be combined with the appropriate clips or Rubber 3D linear profiles.

Spike with bracket

The spike on allows you to anchor clips and Rubber 3D linear profiles, allowing the creation of appealing lighting effects grazing the ground or engaging uplight effects.



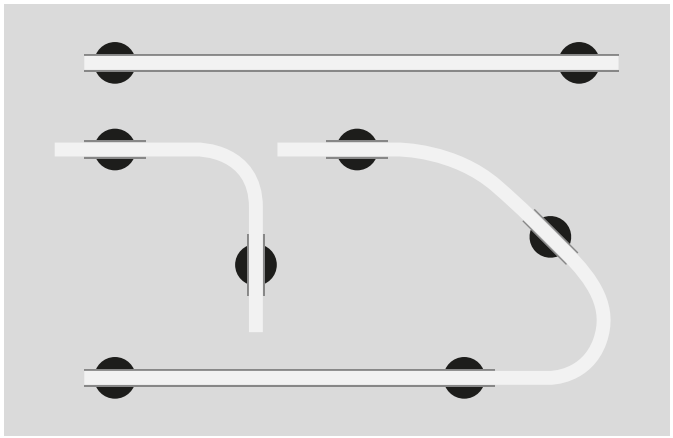

Installation examples



Grazing light installation

Uplight installation

Accessories: Rubber 2D Mini

Linear profile

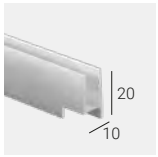

AM	**82846**	1000 mm - 20 mm - 10 mm
AM	**82202**	2000 mm - 20 mm - 10 mm

suitable for: Rubber 2D Mini

Clip with toothed spring

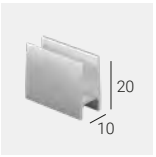

AM	**82847**	50 mm - 20 mm - 10 mm

suitable for: Rubber 2D Mini

Accessories: Rubber 3D

Linear profile

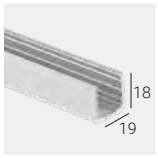

AM	**99549**	1000 mm - 18 mm - 19 mm
AM	**82198**	2000 mm - 18 mm - 19 mm
AK	**C-K100007**	1000 mm - 18 mm - 19 mm
AK	**C-K100008**	2000 mm - 18 mm - 19 mm

suitable for: Rubber 3D (Not for 3D PROtection)

Linear profile with cable run

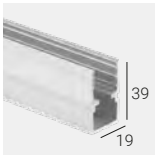

AM	**83034**	1000 mm - 39 mm - 19 mm
AM	**82199**	2000 mm - 39 mm - 19 mm
AK	**C-K100009**	1000 mm - 39 mm - 19 mm
AK	**C-K100010**	2000 mm - 39 mm - 19 mm

suitable for: Rubber 3D (Not for 3D PROtection)

Clip with toothed spring

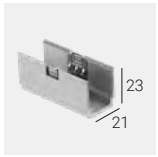

AM	**C-F400001**	50 mm - 23 mm - 21 mm
AK	**C-F400002**	

suitable for: Rubber 3D (Not for 3D PROtection)

Clip with toothed spring with cable run

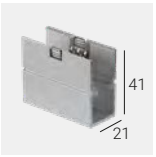

AM	**C-F400003**	50 mm - 41 mm - 21 mm
AK	**C-F400004**	

suitable for: Rubber 3D (Not for 3D PROtection)

Flexible profile



IS	**C-K100011**	1007 mm - 13 mm - 16 mm

suitable for: Rubber 3D

Flexible antiglare shade



IS	**C-K100032**	2035 mm - 80 mm - 34 mm

suitable for: Rubber 3D

To be completed with linear profile or clip.

Tilting bracket

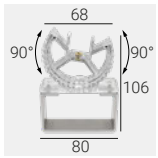

TR	**83352**	

suitable for: Rubber 3D (Not for 3D PROtection)

To be completed with linear profile or clip.

Steel tilting bracket

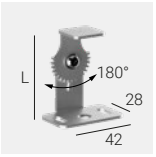

IS	**C-K400168**	L 50 mm - 42 mm - 28 mm
IS	**C-K400169**	L 100 mm - 42 mm - 28 mm

suitable for: Rubber 3D

To be completed with linear profile or clip.

Spike with bracket

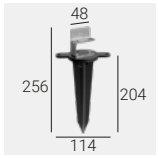

IS	**83351**	

suitable for: Rubber 3D (Not for 3D PROtection)

To be completed with linear profile or clip.

Peg with steel tilting bracket



IS	**C-F500004**	L 50 mm
IS	**C-F500005**	L 100 mm

suitable for: Rubber 3D (Not for 3D PROtection)

To be completed with linear profile or clip.

Cap kits



TR	**99539**	Rubber (not for Rubber_O, Rubber 2D Mini).
TR	**99538**	Rubber 2D Mini

Finishes

AM Anodised aluminium
AK Anodised black aluminium
IS Brushed steel
TR Transparent

Rubber 3D fixing profile for Track System

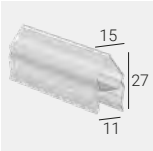

TR **C-K100022** 100 mm - 27 mm - 15 mm

suitable for: Rubber 3D (Not for 3D PROtection)

Rubber 3D fixing profile for Track System

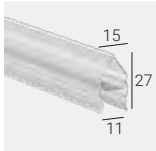

TR **C-K100021** 2000 mm - 27 mm - 15 mm

suitable for: Rubber 3D (Not for 3D PROtection)

Track System power supply for Rubber 3D

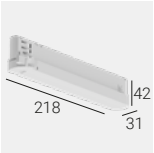

WH **C-E300007** On/Off - Max 50W DC - IP20

BB **C-E300008** On/Off - Max 50W DC - IP20

suitable for: Rubber 3D (Not for 3D PROtection)

Input 220-240V DC - Output 24V DC - Class 2

RUBBER 3D
+ TRACK SYSTEM. INTEGRATED FLEXIBILITY.

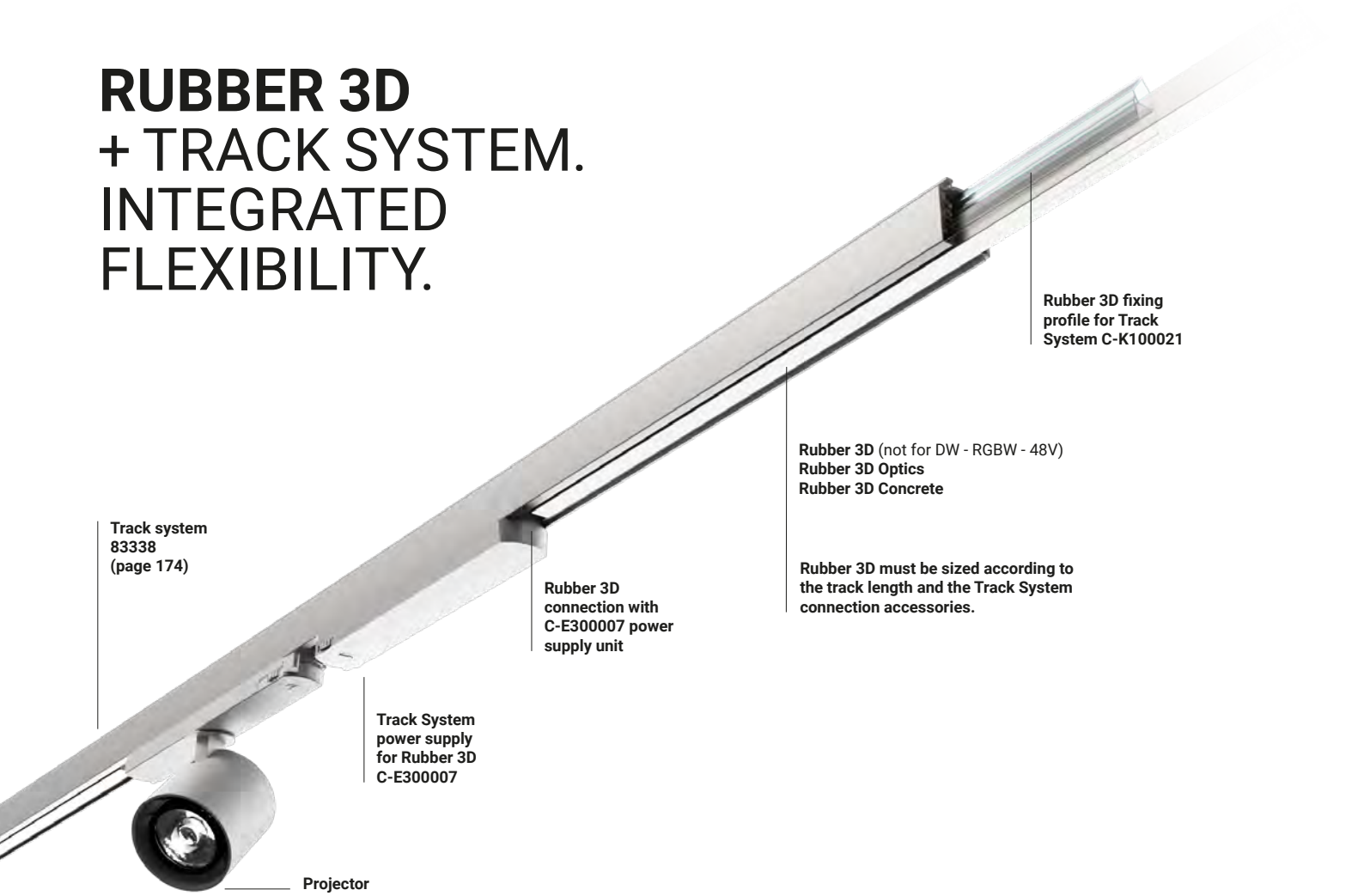

Finishes

WH Text white R9003
AK Anodised black aluminium
TR Transparent

Accessories: Rubber 3D PROtection

Linear profile



ASA **C-K100002** 1000 mm - 18 mm - 19 mm
ASA **C-K100001** 2000 mm - 18 mm - 19 mm
suitable for: Rubber 3D PROtection

Linear profile with cable run



ASA **C-K100005** 1000 mm - 39 mm - 19 mm
ASA **C-K100004** 2000 mm - 39 mm - 19 mm
suitable for: Rubber 3D PROtection

Clip

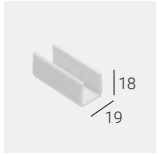

ASA **C-K100003** 50 mm - 18 mm - 19 mm

suitable for: Rubber 3D PROtection

Clip with cable run



ASA **C-K100006** 50 mm - 39 mm - 19 mm

suitable for: Rubber 3D PROtection

Rubber preparation kit



WH **99521** 1100 mm - 40 mm - 22 mm
Niche template

suitable for: Rubber 3D PROtection

Accessory for corrugated preparation

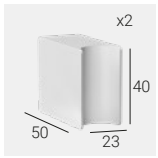

WH **C-K400165** 50 mm - 40 mm - 22 mm
To be combined with Rubber preparation kit 99521

suitable for: Rubber 3D PROtection

Rubber preparation kit



WH **C-K400170** 1010 mm - 40 mm - 27 mm
Niche template

suitable for: Rubber 3D PROtection

Accessory for corrugated preparation or C-C300001

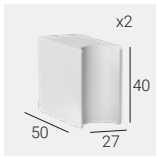

WH **C-K400171** 50 mm - 40 mm - 27 mm
To be combined with Rubber preparation kit C-K400170

suitable for: Rubber 3D PROtection

Recessed casing + cable gland



PVC **C-C300001** 300 mm - Ø36 mm

suitable for: Rubber 3D PROtection

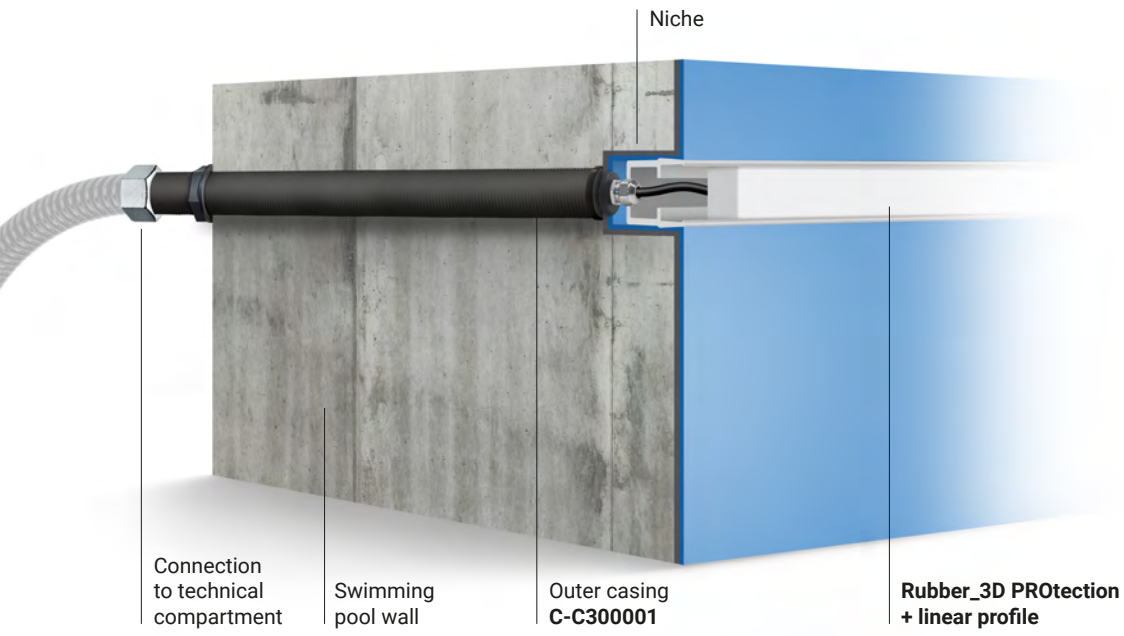

ASA: Acrylonitrile Styrene Acrylate (thermoplastic material)

Finishes

WH Text white R9003
AM Anodised aluminium

Accessories

Connector 2 ways



ABS **98990** IP68
min. 2x0,25 max. 2x1,0 mm²

suitable for: Rubber 3D PROtection (not suitable RGBW) Rubber 3D (not suitable RGBW) - Rubber 3D Optics V2

Connector

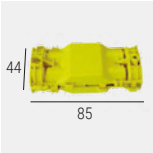

PVC **89548** IP68 with GEL
max. 4x1,5 mm2

suitable for: Rubber 3D PROtection (not suitable RGBW) Rubber 3D (not suitable RGBW) - Rubber 3D Optics V2 Rubber 2D Mini

Connector 2 ways



PVC **C-W300001** IP68 with GEL
max. 5x1.5 mm2

suitable for: Rubber 3D PROtection RGBW Rubber 3D RGBW

Double-sided tape



PVC **99520** L 33 m

suitable for: Rubber (not for Rubber_O)

IP68 connector C-W300001



Cables

Cable with connector



BB **99688** Conn. F 2x 0,25 - 2000 mm
BB **99689** Conn. M 2x 0,25 - 2000 mm
suitable for: Rubber 3D Pixel

Cable with connector



BB **C-W200001** Conn. M 2x 0,5 - 2500 mm
BB **C-W200002** Conn. F 2x 0,5 - 2500 mm
suitable for: Rubber 3D - Rubber 3D concrete Rubber 3D Optics V2 - Rubber 2D Mini

Cable SPI with connector PIXEL



GG **82850** Conn. F 2x 0,5 - 2000 mm
GG **82851** Conn. M 2x 0,5 - 2000 mm
suitable for: Rubber 3D PIXEL RGBW

Cable with connector RGBW



BB **C-W200005** Conn. M 5x 0,5 - 2000 mm
BB **C-W200006** Conn. F 5x 0,5 - 2000 mm

suitable for: Rubber 3D RGBW
(not for Rubber PROtection RGBW)

Cable with connector Dynamic White



BB **C-W200003** Conn. M 3x 0,5 - 2000 mm
BB **C-W200004** Conn. F 3x 0,5 - 2000 mm

suitable for: Rubber 3D Dynamic White

Cable with connector M+F



BB **C-W200007** Conn. M/F 2x 0,5 - 5000 mm

suitable for: Rubber 3D - Rubber 3D concrete Rubber 3D Optics V2 - Rubber 2D Mini

Cable with connector M+F



BB **C-W200009** Conn. M/F 3x 0,5 - 5000 mm

suitable for: Rubber 3D Dynamic White

Cable with connector M+F



BB **C-W200011** Conn. M/F 5x 0,5 - 5000 mm

suitable for: Rubber 3D RGBW
(not for Rubber PROtection RGBW)



With high profile, integrated connection.



New miniaturised IP67 connector for Rubber 3D, made of technopolymer that guarantees greater chemical and UV resistance. (not for Rubber Optics 22W/m and Rubber Pixel). The cable sizes are equivalent for both monochrome and colour-changing versions.

Finishes

GG Text brilliant grey R9006
BB Text black R9005



RUBBER_O

360° OF TOTAL BRIGHTNESS AND FLEXIBILITY.

48V 3D R9 >50 DW RGBW

Rubber_O redefines the lighting experience. Mouldable in any direction, it offers a homogeneous 360-degree diffused light. Made with a special highly flexible material, this device allows the creation of unique and scenographic installations. Its versatility allows you to shape the light according to your creative vision, ensuring a stunning impact. With Rubber_O, form meets function to integrate into any type of project, in any type of architecture. The extraordinary ability to adapt to surfaces of any geometry and size represents a unique opportunity to create dynamic and engaging light compositions.





To express the creative potential of Rubber_O to the fullest, we have created a wide range of accessories. The great ease of installation allows scenographic compositions with wall, ceiling and suspension fixings.







Rubber_O | topLED | 48 V DC



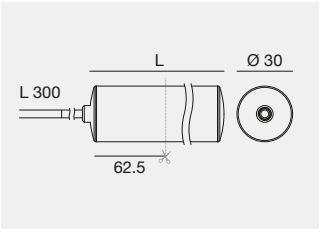

Minimum curvature radius: 250 mm

C.V. R9 >50 IP66 48V

	Cct	lm S/m - lm D/m	Opt	L
CRI 90 - 12W/m				
C0020	**M**	1538 - 1150	**DI**	**02517** (2,517 m - 30 W)
	W	1654 - 1256		**05017** (5,017 m - 60 W)
	N	1770 - 1284		**10017** (10,017m-120W)

Electronics: **EK** (pag 432) | Accessories (pag 432,434)

C.V. R9 >50 IP66 NEW DW 48V

	Cct		Opt	L
CRI 90 - 16,8 W/m				
C0020	**D**	Dynamic White 1800-4000 K	**DI**	**02517** (2,517 m - 42 W)
				05017 (5,017 m - 84 W)

For power supply/control contact
Linea Light support service

Electronics: **EH** (pag 432) | Accessories (pag 432,434)

C.V. R9 >50 IP66 NEW RGBW 48V

	Cct		Opt	L
CRI 90 - 15,8 W/m				
C0020	**V**	RGBW (3000 K)	**DI**	**02517** (2,517m - 39,5W)
				05017 (5,017 m - 79 W)

For power supply/control contact
Linea Light support service

Electronics: **EH** (pag 432) | Accessories (pag 432,434)

48V

The main feature of Rubber_O (48V) is its ability to extend the maximum run length, even in applications requiring long distances, simplifying both design and installation.

Accessories

Rubber_O | End cap kit



WH **C-K400076** Kit 5 round Rubber_O caps Ø 30 mm

suitable for: Rubber_O

Rubber_O | End cap + cable kit



WH **C-K400077** Kit 1 round Rubber_O cap Ø 30 mm + cable 2 poles

suitable for: Rubber_O (Not for Rubber_O DW / RGBW)

Rubber_O | Fixing kit



TR **C-K400080** Silicone glue for sealing

suitable for: Rubber_O

Electronics

EH | 48 V

99784	99785	C-E700002+C-W600001	Switching	C-E500025
ON/OFF 150W CV 48V 219 x 63 x h 35 80	ON/OFF 240W CV 48V 244 x 71 x h 38 81	Dimmer RF CV 48V 52 x 52 x h 26 53	CV 48V Pag. 987-988	Dimmer DMX 384W 96 x 73 x h 39

EK | 48 V

99784	99785	C-E400003	Switching	83177
ON/OFF 150W CV 48V 219 x 63 x h 35 80	ON/OFF 240W CV 48V 244 x 71 x h 38 81	DALI/PUSH 150W CV 48V 188 x 68 x h 34 77	CV 48V Pag. 987-988	Dimmer DMX 312W 97 x 36 x h 62

Finishes
WH Text white R9003
TR Transparent

Cct
M 2700 **N** 4000 **D** 1800-4000
W 3000 **V** RGBW 3000







Rubber_O | Suspension accessory



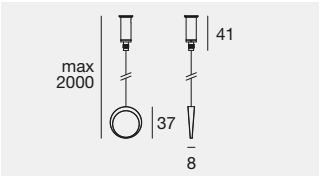

WH **C-W500001** 1x ring + steel cable

suitable for: Rubber_O

Rubber_O | Two-cable suspension kit



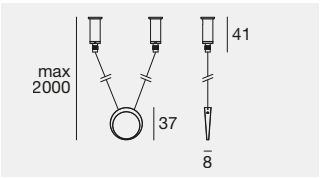

NEW

WH **C-W500002** 1x ring + 2x steel cables

suitable for: Rubber_O

Rubber_O | Wall clip



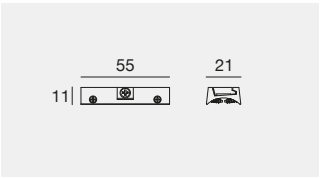

TR **C-F400005** 1 x wall clip + 3 x screws

suitable for: Rubber_O

Rubber_O | 1/2-way connector



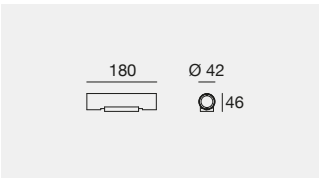

WH **C-F300001**
BB **C-F300002**

suitable for: Rubber_O

Rubber_O | 1/2-way connector + on/off driver



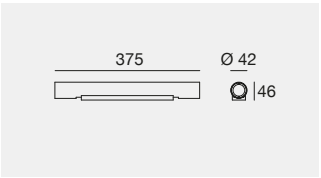

C.V. IP20

WH **C-F300003** 48 V DC - 60W max
BB **C-F300004** 48 V DC - 60W max

suitable for: Rubber_O

Rubber_O | 1/2-way connector + on/off driver



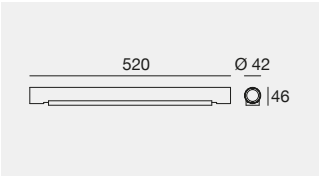

C.V. IP20

WH **C-F300009** 48 V DC - 120W max
BB **C-F300010** 48 V DC - 120W max

suitable for: Rubber_O (Not for Rubber_O DW / RGBW)

Rubber_O | Ceiling connector



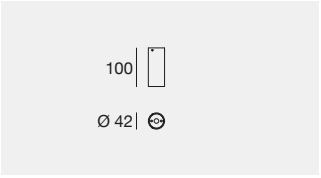

WH **C-F300005**
BB **C-F300006**

suitable for: Rubber_O

Rubber_O | Ceiling connector + on/off driver



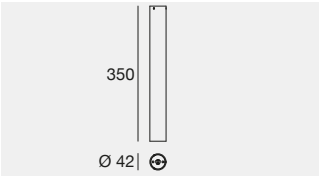

C.V. IP20

WH **C-F300007** 48 V DC - 60W max
BB **C-F300008** 48 V DC - 60W max

suitable for: Rubber_O (Not for Rubber_O DW / RGBW)

Finishes

WH Text white R9003 TR Transparent
BB Text black R9005

WITH RUBBER_O ACCESSORIES, CONNECTIONS BECOME QUICK AND EASY.



Application examples

Symmetrical or asymmetrical, concentrically converging or diverging cascades.
Discover some installation examples with Rubber_O and dedicated accessories.

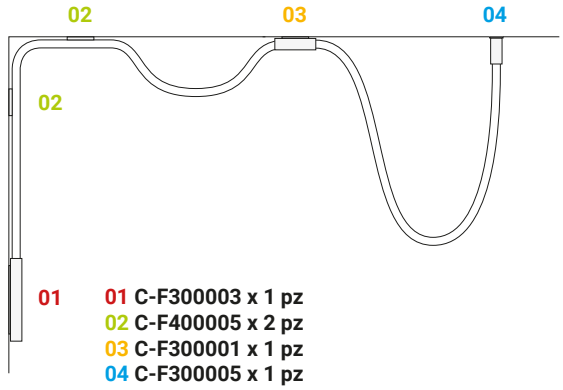

01 C-F300003 x 1 pz
02 C-F400005 x 2 pz
03 C-F300001 x 1 pz
04 C-F300005 x 1 pz

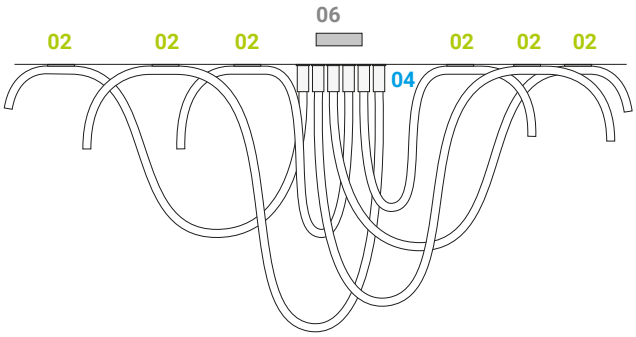

02 C-F400005 x 6 pz
04 C-F300005 x 6 pz
06 Remote driver

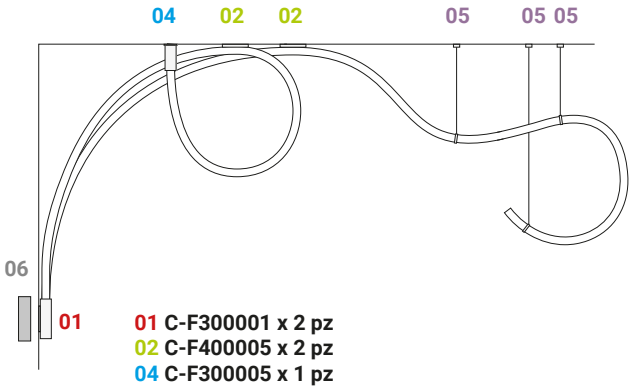

01 C-F300001 x 2 pz
02 C-F400005 x 2 pz
04 C-F300005 x 1 pz
05 C-W500001 x 3 pz
06 Remote driver

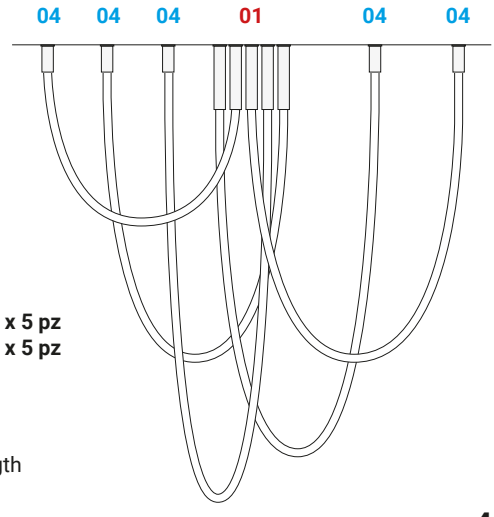

01 C-F300007 x 5 pz
04 C-F300005 x 5 pz

MAX 5 m
Maximum length allowed for "U" configurations.





DOWN LIGHTS



Padova Congress
Padua (Italy)

Project: Architect Kengo Kuma

Lighting Designer:
Cogevi

Photography:
TheStudio

Downlights range index

Orma

Orma_C



442-444

Orma_CJ



442-444

Orma_QC



446-448

Orma_QCJ



446-448

Guardian

Guardian



451-455

Guardian_J



451-455



ORMA

Aluminium body.
AISI 316L stainless steel flange.

ORMA ROUND OR SQUARE:
TWO GEOMETRIES, ONE DESIGN PHILOSOPHY.

IK10

MARINE GRADE

Check Marine Grade luminaires at linealight.com



Small overall dimensions

A family of outdoor downlights featuring an extremely compact design, with an installation depth ranging from 46 to 66 mm and a reduced flange. The entire optical system has been engineered to fit within the compact housing and, in the C.V. versions, the driver is integrated directly into the luminaire body. Solutions designed to deliver high lighting performance even in applications where the available installation depth is particularly limited.

Breadth of range

A complete family, with various lighting solutions to choose from: Spot, Flood, Medium Flood, Wide Flood, Elliptic Spot optics. Two shapes and three sizes, with constant current or constant voltage versions. Finally, the range of Orma downlights includes the _J tilting versions, which can be easily adjusted by acting with a slotted screwdriver on the appropriate screw, without having to open the lamp body.



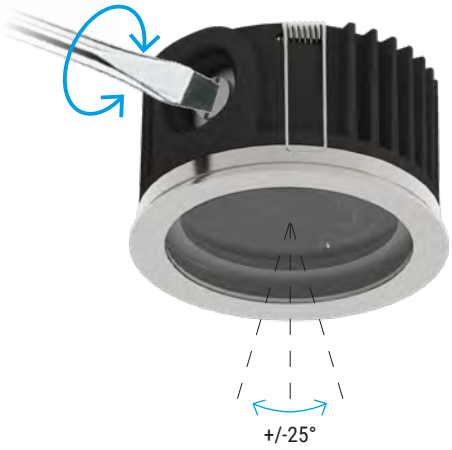

Visual comfort

Depending on how the light is positioned, its beam can be optimised using the appropriate accessory. The honeycomb filter screens secondary light and reduces direct glare, while maintaining the same high and diffuse quality.



Orma
standard



Orma
+ honeycomb

Orma family

Orma_AJ_IJ	Orma_Q _QF	Orma_I	Orma_A	Orma_F	Orma_Q _QF	Orma Blade
						
676	677	743-746	748-751	754-757	758-763	815

Orma_C | powerLED



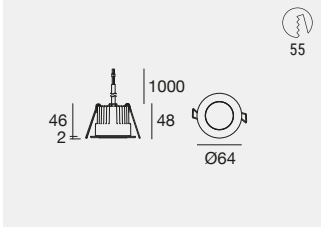

		Cct	Im S - Im D	Opt
C.C. - 350 mA - 4W DC				
SA **81223**		**M**	482 - 270	**15** (22°)
		W	482 - 270	**30** (29°)
		N	520 - 292	**60** (49°)
				25 (16°x 39°)
C.C. - 350 mA - 4W DC				**HONEYCOMB**
SA **81224**	HC	**M**	482 - 186	**15** (20°)
		W	482 - 186	**30** (25°)
		N	520 - 201	**60** (37°)

Electronics: **BE** (pag 449) | Recessed casings: (pag 448)

C.V. - 24 V DC - 5W DC				
SA **81226**		**M**	482 - 270	**15** (22°)
		W	482 - 270	**30** (29°)
		N	520 - 292	**60** (49°)
				25 (16°x 39°)
C.V. - 24 V DC - 5W DC				**HONEYCOMB**
SA **81227**	HC	**M**	482 - 186	**15** (20°)
		W	482 - 186	**30** (25°)
		N	520 - 201	**60** (37°)

Electronics: **DB** (pag 449) | Recessed casings: (pag 448)

Orma_CJ | powerLED



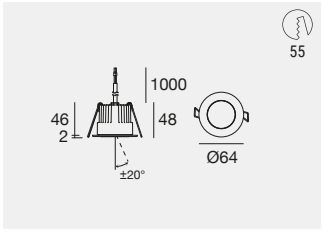

		Cct	Im S - Im D	Opt
C.C. - 350 mA - 4W DC				
SA **81241**		**M**	482 - 270	**15** (22°)
		W	482 - 270	**30** (29°)
		N	520 - 292	**60** (49°)

Electronics: **BE** (pag 449) | Recessed casings: (pag 448)

C.V. - 24 V DC - 5W DC				
SA **81242**		**M**	482 - 270	**15** (22°)
		W	482 - 270	**30** (29°)
		N	520 - 292	**60** (49°)

Electronics: **DB** (pag 449) | Recessed casings: (pag 448)

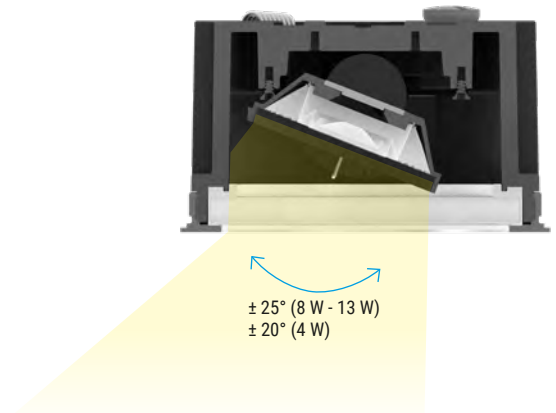

CJ tilting versions

* Resistant to temporary immersion.
Not suitable for permanent submerged installation.

Orma_C | arrayLED



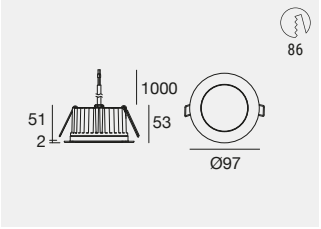

IP68 *

		Cct	lm S - lm D	Opt	
C.C. - 220 mA - 8W DC					
SA **81229**		**M**	1153 - 903	**15** (15°)	
		W	1203 - 943	**30** (32°)	
		N	1235 - 967	**60** (61°)	
C.C. - 220 mA - 8W DC					**HONEYCOMB**
SA **81230**	HC	**M**	1153 - 644	**15** (15°)	
		W	1203 - 673	**30** (27°)	
		N	1235 - 690	**60** (49°)	

Electronics: **BF** (pag 449) | Recessed casings: (pag 448)

C.V. - 24 V DC - 9W DC					
SA **81232**		**M**	1288 - 998	**15** (15°)	
		W	1344 - 1041	**30** (32°)	
		N	1380 - 1068	**60** (61°)	
C.V. - 24 V DC - 9W DC					**HONEYCOMB**
SA **81233**	HC	**M**	1288 - 719	**15** (15°)	
		W	1344 - 750	**30** (27°)	
		N	1380 - 769	**60** (49°)	

Electronics: **DC** (pag 449) | Recessed casings: (pag 448)

Orma_C | arrayLED-Direct | 220-240 V AC



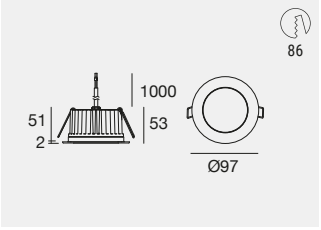

IP68 *

220-240V

		Cct	lm S - lm D	Opt	
7W AC					
SA **76180**		**W**	865 - 560	**15** (18°)	
		N	870 - 560	**30** (33°)	
				60 (56°)	

Recessed casings: (pag 448)

Orma_CJ | arrayLED



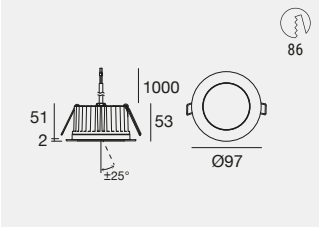

IP68 *

		Cct	lm S - lm D	Opt	
C.C. - 220 mA - 8W DC					
SA **81243**		**M**	1153 - 903	**15** (15°)	
		W	1203 - 943	**30** (32°)	
		N	1235 - 967	**60** (61°)	
C.C. - 220 mA - 8W DC					**HONEYCOMB**
SA **82452**	HC	**M**	1153 - 644	**15** (15°)	
		W	1203 - 673	**30** (27°)	
		N	1235 - 690	**60** (49°)	

Electronics: **BF** (pag 449) | Recessed casings: (pag 448)

C.V. - 24 V DC - 9W DC					
SA **81244**		**M**	1288 - 998	**15** (15°)	
		W	1344 - 1041	**30** (32°)	
		N	1380 - 1068	**60** (61°)	
C.V. - 24 V DC - 9W DC					**HONEYCOMB**
SA **82453**	HC	**M**	1288 - 719	**15** (15°)	
		W	1344 - 750	**30** (27°)	
		N	1380 - 769	**60** (49°)	

Electronics: **DC** (pag 449) | Recessed casings: (pag 448)

* Resistant to temporary immersion.
Not suitable for permanent submerged installation.

Finishes
SA Steel/Aluminium

Cct
M 2700 **N** 4000
W 3000

Accessories
HC Honeycomb

Orma_C | arrayLED



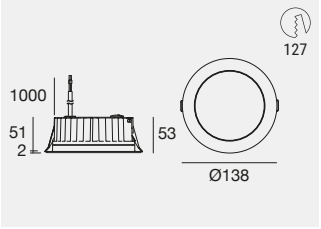

IP68 *

		Cct	lm S - lm D	Opt
C.C. - 350 mA - 12W DC				
SA **81235**		**M**	2052 - 1612	**15** (14°)
		W	2139 - 1680	**30** (31°)
		N	2196 - 1725	**60** (61°)
C.C. - 350 mA - 12W DC				**HONEYCOMB**
SA **81236**	HC	**M**	2052 - 1147	**15** (13°)
		W	2139 - 1195	**30** (28°)
		N	2196 - 1227	**60** (49°)

Electronics: **BG** (pag 449) | Recessed casings: (pag 448)

C.V. - 24 V DC - 13 W DC				
SA **81238**		**M**	1913 - 1501	**15** (14°)
		W	1996 - 1567	**30** (31°)
		N	2046 - 1608	**60** (61°)
C.V. - 24 V DC - 13 W DC				**HONEYCOMB**
SA **81239**	HC	**M**	1913 - 1067	**15** (13°)
		W	1996 - 1115	**30** (28°)
		N	2046 - 1144	**60** (49°)

Electronics: **DD** (pag 449) | Recessed casings: (pag 448)

Orma_C | arrayLED-Direct | 220-240 V AC



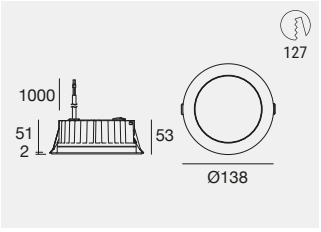

IP68 *

220-240V

		Cct	lm S - lm D	Opt
11,5W AC				
SA **76181**		**W**	1267 - 821	**15** (17°)
		N	1316 - 854	**30** (25°)
				60 (53°)

Recessed casings: (pag 448)

Orma_CJ | arrayLED



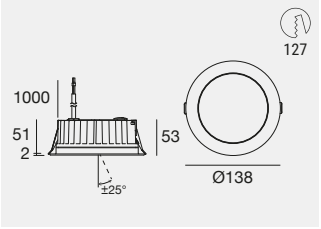

IP68 *

		Cct	lm S - lm D	Opt
C.C. - 350 mA - 12W DC				
SA **81245**		**M**	2052 - 1540	**15** (22°)
		W	2139 - 1607	**30** (34°)
		N	2196 - 1650	**60** (61°)
C.C. - 350 mA - 12W DC				**HONEYCOMB**
SA **82454**	HC	**M**	2052 - 1093	**15** (20°)
		W	2139 - 1141	**30** (27°)
		N	2196 - 1171	**60** (48°)

Electronics: **BG** (pag 449) | Recessed casings: (pag 448)

C.V. - 24 V DC - 13 W DC				
SA **81246**		**M**	1913 - 1432	**15** (22°)
		W	1996 - 1495	**30** (34°)
		N	2046 - 1535	**60** (61°)
C.V. - 24 V DC - 13 W DC				**HONEYCOMB**
SA **82455**	HC	**M**	1913 - 1017	**15** (20°)
		W	1996 - 1062	**30** (27°)
		N	2046 - 1089	**60** (48°)

Electronics: **DD** (pag 449) | Recessed casings: (pag 448)

* Resistant to temporary immersion.
Not suitable for permanent submerged installation.



Cantina Bottenago
Polpenazze del Garda - Brescia (Italy)

Architectural Project & Interior Design:
Architect Massimiliano Cirani

Lighting Designer:
Viola Elettrotecnica

Photography:
Marco Reggi

Orma_QC | powerLED



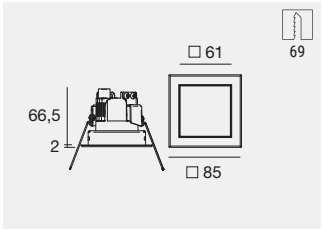

	Fin	Cct	lm S - lm D	Opt
C.C. - 350 mA - 4 W DC				
C00351	**SA**	**M**	602 - 299	**SP** (19°)
		W	630 - 313	**ML** (30°)
		N	666 - 330	**WF** (52°)
				EF (26°x 50°)
C.C. - 350 mA - 4 W DC				**HONEYCOMB**
C00352 HC	**SA**	**M**	602 - 232	**SP** (18°)
		W	630 - 232	**FL** (25°)
		N	666 - 245	**MW** (40°)
				1F (23°x 40°)
C.V. - 24 V DC - 5 W DC				
C00354	**SA**	**M**	602 - 299	**SP** (19°)
		W	630 - 313	**ML** (30°)
		N	666 - 330	**WF** (52°)
				EF (26°x 50°)
C.V. - 24 V DC - 5 W DC				**HONEYCOMB**
C00355 HC	**SA**	**M**	602 - 232	**SP** (18°)
		W	630 - 232	**FL** (25°)
		N	666 - 245	**MW** (40°)
				1F (23°x 40°)

Electronics: C.C. **BE** - C.V. **DB** (pag 449) | Recessed casings: (pag 448)

Orma_QCJ | powerLED



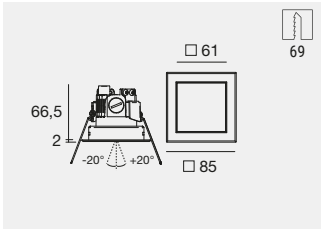

	Fin	Cct	lm S - lm D	Opt
C.C. - 350mA - 4 W DC				
C00357	**SA**	**M**	602 - 299	**SP** (19°)
		W	630 - 313	**ML** (30°)
		N	666 - 330	**WF** (52°)
C.C. - 350mA - 4 W DC				**HONEYCOMB**
C00358 HC	**SA**	**M**	602 - 232	**SP** (18°)
		W	630 - 232	**FL** (25°)
		N	666 - 245	**MW** (40°)
C.V. - 24 V DC - 5 W DC				
C00359	**SA**	**M**	602 - 299	**SP** (19°)
		W	630 - 313	**ML** (30°)
		N	666 - 330	**WF** (52°)
C.V. - 24 V DC - 5 W DC				**HONEYCOMB**
C00360 HC	**SA**	**M**	602 - 232	**SP** (18°)
		W	630 - 232	**FL** (25°)
		N	666 - 245	**MW** (40°)

Electronics: C.C. **BE** - C.V. **DB** (pag 449) | Recessed casings: (pag 448)

* Resistant to temporary immersion.
Not suitable for permanent submerged installation.

Orma_QC | arrayLED



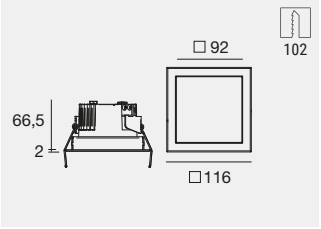

	Fin	Cct	lm S - lm D	Opt
C.C. - 220 mA - 8 W DC				
C00361	**SA**	**M**	1153 - 720	**SP** (18°)
		W	1203 - 751	**FL** (26°)
		N	1235 - 770	**WF** (58°)
C.C. - 220 mA - 8 W DC				**HONEYCOMB**
C00362 HC	**SA**	**M**	1153 - 550	**SP** (17°)
		W	1203 - 574	**FL** (23°)
		N	1235 - 588	**MW** (48°)
C.V. - 24 V DC - 9 W DC				
C00364	**SA**	**M**	1288 - 804	**SP** (18°)
		W	1344 - 839	**FL** (26°)
		N	1380 - 860	**WF** (58°)
C.V. - 24 V DC - 9 W DC				**HONEYCOMB**
C00365 HC	**SA**	**M**	1288 - 614	**SP** (17°)
		W	1344 - 641	**FL** (23°)
		N	1380 - 657	**MW** (48°)

Electronics: C.C. **BF** - C.V. **DC** (pag 449) | Recessed casings: (pag 448)

Orma_QC | arrayLED-Direct | 220-240 V AC



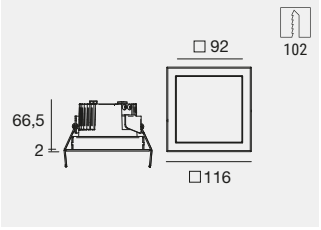

220-240V

	Fin	Cct	lm S - lm D	Opt
7 W AC				
C00972	**SA**	**W**	865 - 315	**SP** (18°)
		N	870 - 316	**FL** (26°)
				MW (44°)

Recessed casings: (pag 448)

Orma_QCJ | arrayLED



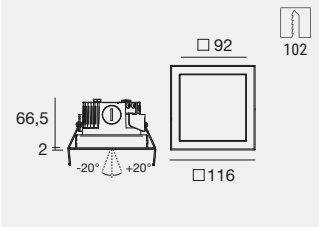

	Fin	Cct	lm S - lm D	Opt
C.C. - 220 mA - 8 W DC				
C00367	**SA**	**M**	1153 - 720	**SP** (18°)
		W	1203 - 751	**FL** (26°)
		N	1235 - 770	**WF** (58°)
C.C. - 220 mA - 8 W DC				**HONEYCOMB**
C00368 HC	**SA**	**M**	1153 - 550	**SP** (17°)
		W	1203 - 574	**FL** (23°)
		N	1235 - 588	**MW** (48°)
C.V. - 24 V DC - 9 W DC				
C00369	**SA**	**M**	1288 - 804	**SP** (18°)
		W	1344 - 839	**FL** (26°)
		N	1380 - 860	**WF** (58°)
C.V. - 24 V DC - 9 W DC				**HONEYCOMB**
C00370 HC	**SA**	**M**	1288 - 614	**SP** (17°)
		W	1344 - 641	**FL** (23°)
		N	1380 - 657	**MW** (48°)

Electronics: C.C. **BF** - C.V. **DC** (pag 449) | Recessed casings: (pag 448)

* Resistant to temporary immersion.
Not suitable for permanent submerged installation.

Finishes
SA Steel/Aluminium

Cct
M 2700 **N** 4000
W 3000

Accessories
HC Honeycomb

Orma_QC | arrayLED

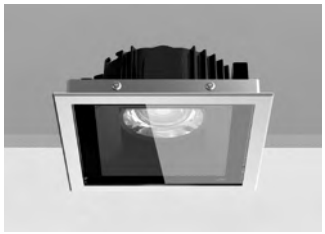

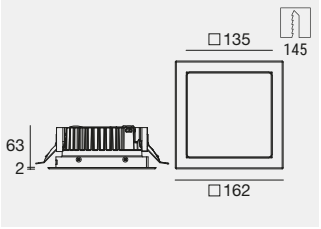

	Fin	Cct	lm S - lm D	Opt
C.C. - 350 mA - 13 W DC				
C01575	**SA**	**M**	1913 - 1296	**SP** (18°)
C01577 HC		**W**	1996 - 1350	**ML** (38°)
		N	2046 - 1387	**WF** (50°)

Electronics: **BG** (pag 449)

C.V. - 24 V DC - 13 W DC

C01576	**SA**	**M**	1913 - 1296	**SP** (18°)
C01578 HC		**W**	1996 - 1350	**ML** (38°)
		N	2046 - 1387	**WF** (50°)

Electronics: **DD** (pag 449)

Orma_QCJ | arrayLED



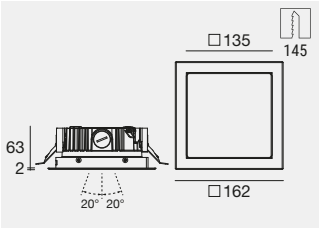

	Fin	Cct	lm S - lm D	Opt
C.C. - 350 mA - 13 W DC				
C01579	**SA**	**M**	1913 - 1222	**SP** (19°)
C01581 HC		**W**	1996 - 1273	**ML** (36°)
		N	2046 - 1307	**WF** (66°)

Electronics: **BG** (pag 449)

C.V. - 24 V DC - 13 W DC

C01580	**SA**	**M**	1913 - 1222	**SP** (19°)
C01582 HC		**W**	1996 - 1273	**ML** (36°)
		N	2046 - 1307	**WF** (66°)

Electronics: **DD** (pag 449)

* Resistant to temporary immersion.
Not suitable for permanent submerged installation.

Recessed casing



PLP **89373** Recessed casing for brickwork

suitable for: Orma_C Ø64 / Orma_CJ Ø64
Orma_C Ø97 / Orma_CJ Ø97



PLP **89374** Recessed casing for brickwork

suitable for: Orma_C Ø64 / Orma_CJ Ø64
Orma_C Ø97 / Orma_CJ Ø97



PLP **99749** Recessed casing (to be completed with universal grille **99750**)

suitable for: Orma_C Ø138 / Orma_CJ Ø138



PVC **99750** Universal grille for recessed light casing **99749**

suitable for: Orma_C Ø138 / Orma_CJ Ø138



PLP **C-C100016** Recessed casing for brickwork to be completed with accessory **C-C100015**

suitable for: Orma_QC L85-116 / Orma_QCJ L85-116



PLP **C-C100017** Recessed casing for brickwork to be completed with accessory **C-C100015**

suitable for: Orma_QC L85-116 / Orma_QCJ L85-116



PVC **C-C100015** Universal grid for outer casing **C-C100016 - C-C100017**

suitable for: Orma_QC L85-116 / Orma_QCJ L85-116

Electronics

BE | 350 mA | 4 W DC

89421	C-E200006	C-E200004
ON/OFF	ON/OFF	DALI/PUSH
1 art.	2 - 3 art.	1 - 3 art.
74 x 65 x h 27	135 x 26 x h 26	125 x 45 x h 30
	35	55

BF | 220 mA | 8 W DC

99342	C-E200005
ON/OFF	DALI/PUSH
1 art.	1 art.
100 x 80 x h 31	125 x 45 x h 30
	55

BG | 350 mA | 12/13 W DC

C-E200006	C-E200004
ON/OFF	DALI/PUSH
1 art.	1 art.
135 x 26 x h 26	125 x 45 x h 30
35	55

DB | 24 V | max. 5 W DC

89488	89179	89359	99660	83042	+ driver 24V DC	
ON/OFF	ON/OFF	ON/OFF	Dimmer	Dimmer DALI/PUSH	99331 150W	99786 240W
1 - 2 art.	1 - 4 art.	1 - 9 art.	DALI - 0/1-10V	0/1-10V	1-21 art.	1-33 art.
80 x 100 x h 31	92 x 117 x h 38	115 x 140 x h 50	149 x 37 x h 31	164 x 38 x h 25	70	81
			48	45		

DC | 24 V | max. 9 W DC

89179	89359	99331	99660	83042	+ driver 24V DC	
ON/OFF	ON/OFF	ON/OFF	Dimmer	Dimmer DALI/PUSH	99331 150W	99786 240W
1 - 2 art.	1 - 5 art.	1 - 15 art.	DALI - 0/1-10V	0/1-10V	1-11 art.	1-18 art.
92 x 117 x h 38	115 x 140 x h 50	158 x 60 x h 35	149 x 37 x h 31	164 x 38 x h 25	70	81
			48	45		

DD | 24 V | max. 13 W DC

89179	89359	99331	99660	83042	+ driver 24V DC	
ON/OFF	ON/OFF	ON/OFF	Dimmer	Dimmer DALI/PUSH	99331 150W	99786 240W
1 art.	1 - 3 art.	1 - 10 art.	DALI - 0/1-10V	0/1-10V	1-8 art.	1-12 art.
92 x 117 x h 38	115 x 140 x h 50	158 x 60 x h 35	149 x 37 x h 31	164 x 38 x h 25	70	81
			48	45		



GUARDIAN

Aluminium body.
Anodised aluminium flange.



Guardian | arrayLED | 220-240 V AC | 8 W DC - 9 W AC



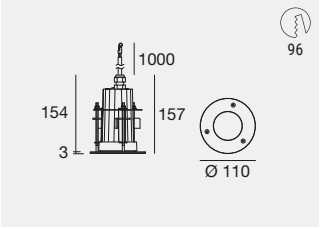

IK10 IP67 NEW

	Fin	Cct	lm S - lm D	Opt
C01903	**WH**	**M**	1060 - 891	**SP** (15°)
	BG	**W**	1107 - 931	**FL** (26°)
	GG	**N**	1135 - 954	**WF** (50°)
				WW (Asym. Ww)
C01904 HC	**WH**	**M**	1060 - 693	**SP** (14°) **HONEYCOMB**
	BG	**W**	1107 - 724	**FL** (24°)
	GG	**N**	1135 - 742	**MW** (42°)

Recessed casings: (pag 457)

Guardian_J | powerLED | 220-240 V AC | 7,2 W DC - 8,5 W AC



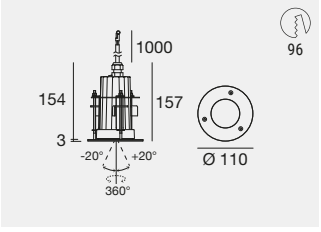

IK10 IP67 NEW

	Fin	Cct	lm S - lm D	Opt
C01905	**WH**	**M**	846 - 558	**FL** (20°)
	BG	**W**	846 - 558	**ML** (30°)
	GG	**N**	913 - 603	**WF** (60°)

Recessed casings: (pag 457)



Text white (WH)



Text brilliant grey (GG)



Text black grey (BG)

Guardian_J (8,5 W AC)
Which can be easily adjusted using a slotted screwdriver on the relevant screw, the optic group can be angled from -20°/+20°.





Finishes

WH Text white R9003
BG Text black grey R7021
GG Text brilliant grey R9006

Cct

M 2700 **N** 4000
W 3000

Accessories

HC Honeycomb

Guardian | arrayLED | 220-240 V AC | 13 W DC - 16 W AC



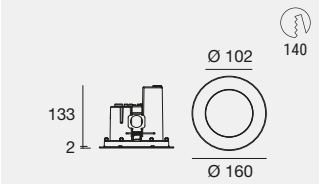

IK09 IP67 NEW

	Fin	Cct	lm S - lm D	Opt
C01777	**WH**	**M**	1913 - 1540	**SP** (17°)
	BG	**W**	1996 - 1607	**FL** (25°)
	GG	**N**	2046 - 1647	**WF** (52°)

Recessed casings: (pag 457)

IK09 IP67 NEW DALI2

	Fin	Cct	lm S - lm D	Opt
DALI	**WH**	**M**	1913 - 1540	**SP** (17°)
C01779	**BG**	**W**	1996 - 1607	**FL** (25°)
	GG	**N**	2046 - 1647	**WF** (52°)

Recessed casings: (pag 457)

Guardian | arrayLED | 220-240 V AC | 13 W DC - 16 W AC



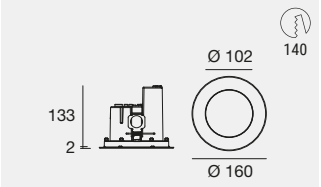

IK09 IP67 NEW

		Fin	Cct	lm S - lm D	Opt	
C01778	HC	**WH**	**M**	1913 - 1163	**SP** (16°)	**HONEYCOMB**
		BG	**W**	1996 - 1213	**FL** (24°)	
		GG	**N**	2046 - 1243	**MW** (42°)	

Recessed casings: (pag 457)

IK09 IP67 NEW DALI2

		Fin	Cct	lm S - lm D	Opt	
DALI		**WH**	**M**	1913 - 1163	**SP** (16°)	**HONEYCOMB**
C01780	HC	**BG**	**W**	1996 - 1213	**FL** (24°)	
		GG	**N**	2046 - 1243	**MW** (42°)	

Recessed casings: (pag 457)

Guardian | arrayLED | 350 mA | 13 W DC



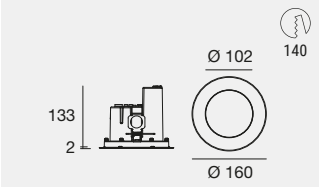

III C.C. IK09 IP67 NEW

	Fin	Cct	lm S - lm D	Opt	
C01785	**WH**	**M**	1913 - 1540	**SP** (17°)	
	BG	**W**	1996 - 1607	**FL** (25°)	
	GG	**N**	2046 - 1647	**WF** (52°)	
C01786 HC	**WH**	**M**	1913 - 1163	**SP** (16°)	**HONEYCOMB**
	BG	**W**	1996 - 1213	**FL** (24°)	
	GG	**N**	2046 - 1243	**MW** (42°)	

Electronics: **BG** (pag 457) | Recessed casings: (pag 457)



Standard



Honeycomb

Guardian_J | arrayLED | 220-240 V AC | 13 W DC - 16 W AC



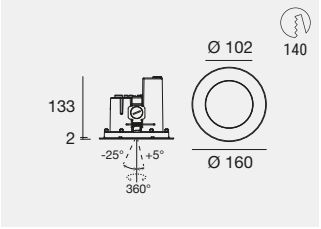

IK09 IP67 NEW

	Fin	Cct	lm S - lm D	Opt
C01781	**WH**	**M**	1913 - 1540	**SP** (17°)
	BG	**W**	1996 - 1607	**FL** (25°)
	GG	**N**	2046 - 1647	**WF** (52°)

Recessed casings: (pag 457)

IK09 IP67 NEW DALI2

	Fin	Cct	lm S - lm D	Opt
DALI	**WH**	**M**	1913 - 1540	**SP** (17°)
C01783	**BG**	**W**	1996 - 1607	**FL** (25°)
	GG	**N**	2046 - 1647	**WF** (52°)

Recessed casings: (pag 457)

Guardian_J | arrayLED | 220-240 V AC | 13 W DC - 16 W AC



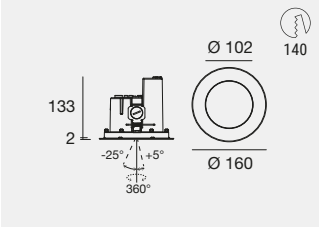

IK09 IP67 NEW

		Fin	Cct	lm S - lm D	Opt	
C01782	HC	**WH**	**M**	1913 - 1163	**SP** (16°)	**HONEYCOMB**
		BG	**W**	1996 - 1213	**FL** (24°)	
		GG	**N**	2046 - 1243	**MW** (42°)	

Recessed casings: (pag 457)

IK09 IP67 NEW DALI2

		Fin	Cct	lm S - lm D	Opt	
DALI		**WH**	**M**	1913 - 1163	**SP** (16°)	**HONEYCOMB**
C01784	HC	**BG**	**W**	1996 - 1213	**FL** (24°)	
		GG	**N**	2046 - 1243	**MW** (42°)	

Recessed casings: (pag 457)

Guardian_J | arrayLED | 350 mA | 13 W DC



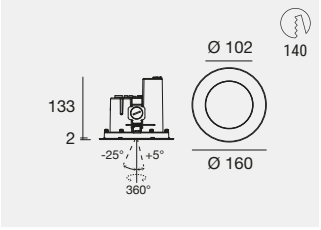

III C.C. IK09 IP67 NEW

		Fin	Cct	lm S - lm D	Opt	
C01787		**WH**	**M**	1913 - 1540	**SP** (17°)	
		BG	**W**	1996 - 1607	**FL** (25°)	
		GG	**N**	2046 - 1647	**WF** (52°)	
C01788	HC	**WH**	**M**	1913 - 1163	**SP** (16°)	**HONEYCOMB**
		BG	**W**	1996 - 1213	**FL** (24°)	
		GG	**N**	2046 - 1243	**MW** (42°)	

Electronics: **BG** (pag 457) | Recessed casings: (pag 457)

Guardian_J (18 W / 22 W AC)
Which can be easily adjusted using a slotted screwdriver on the relevant screw, the optic group can be angled from -25°/+25°.



Finishes

WH Text white R9003
BG Text black grey R7021
GG Text brilliant grey R9006

Cct

M 2700
W 3000
N 4000

Accessories

HC Honeycomb

Guardian | powerLED | 220-240 V AC | 16 W DC - 18 W AC



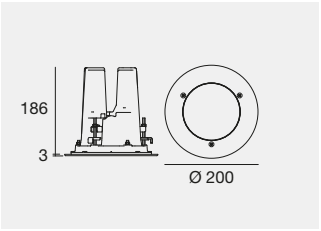

*** For installation in plasterboard ceilings, use accessory C-F600027**

IK10 IP67 * NEW

		Fin		Cct	lm S - lm D	Opt	
C01906		**WH**		**M**	2574 - 1749	**SP** (16°)	
		BG		**W**	2683 - 1823	**ML** (37°)	
		GG		**N**	2754 - 1878	**WF** (53°)	
C01908	HC	**WH**		**M**	2574 - 1297	**SP** (15°)	**HONEYCOMB**
		BG		**W**	2683 - 1353	**ML** (33°)	
		GG		**N**	2754 - 1393	**MW** (46°)	

IK10 IP67 * NEW DALI2

		Fin		Cct	lm S - lm D	Opt	
DALI		**WH**		**M**	2574 - 1749	**SP** (16°)	
C01907		**BG**		**W**	2683 - 1823	**ML** (37°)	
		GG		**N**	2754 - 1878	**WF** (53°)	
DALI		**WH**		**M**	2574 - 1297	**SP** (15°)	**HONEYCOMB**
C01909	HC	**BG**		**W**	2683 - 1353	**ML** (33°)	
		GG		**N**	2754 - 1393	**MW** (46°)	

Recessed casings / Ring for false ceiling installation: (pag 457)

Guardian_J | powerLED | 220-240 V AC | 16 W DC - 18 W AC



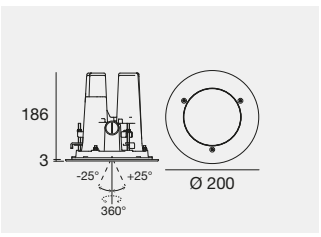

*** For installation in plasterboard ceilings, use accessory C-F600027**

IK10 IP67 * NEW

		Fin		Cct	lm S - lm D	Opt	
C01910		**WH**		**M**	2574 - 1662	**SP** (16°)	
		BG		**W**	2683 - 1734	**ML** (37°)	
		GG		**N**	2754 - 1785	**WF** (52°)	
C01912	HC	**WH**		**M**	2574 - 1183	**SP** (15°)	**HONEYCOMB**
		BG		**W**	2683 - 1232	**ML** (33°)	
		GG		**N**	2754 - 1269	**MW** (45°)	

IK10 IP67 * NEW DALI2

		Fin		Cct	lm S - lm D	Opt	
DALI		**WH**		**M**	2574 - 1662	**SP** (16°)	
C01911		**BG**		**W**	2683 - 1734	**ML** (37°)	
		GG		**N**	2754 - 1785	**WF** (52°)	
DALI		**WH**		**M**	2574 - 1183	**SP** (15°)	**HONEYCOMB**
C01913	HC	**BG**		**W**	2683 - 1232	**ML** (33°)	
		GG		**N**	2754 - 1269	**MW** (45°)	

Recessed casings / Ring for false ceiling installation: (pag 457)

Guardian_J (18 W / 22 W AC)
Which can be easily adjusted using a slotted screwdriver on the relevant screw, the optic group can be angled from -25°/+25°.



Guardian | powerLED | 220-240 V AC | 19 W DC - 22 W AC



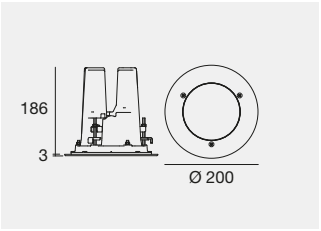

*** For installation in plasterboard ceilings, use accessory C-F600027**

IK10 IP67 * NEW

		Fin		Cct	lm S - lm D	Opt	
C01920		**WH**		**M**	3066 - 2083	**SP** (16°)	
		BG		**W**	3195 - 2172	**ML** (37°)	
		GG		**N**	3280 - 2237	**WF** (53°)	
C01922	HC	**WH**		**M**	3066 - 1546	**SP** (15°)	**HONEYCOMB**
		BG		**W**	3195 - 1611	**ML** (33°)	
		GG		**N**	3280 - 1660	**MW** (46°)	

IK10 IP67 * NEW DALI2

		Fin		Cct	lm S - lm D	Opt	
DALI		**WH**		**M**	3066 - 2083	**SP** (16°)	
C01921		**BG**		**W**	3195 - 2172	**ML** (37°)	
		GG		**N**	3280 - 2237	**WF** (53°)	
DALI		**WH**		**M**	3066 - 1546	**SP** (15°)	**HONEYCOMB**
C01923	HC	**BG**		**W**	3195 - 1611	**ML** (33°)	
		GG		**N**	3280 - 1660	**MW** (46°)	

Recessed casings / Ring for false ceiling installation: (pag 457)

Guardian_J | powerLED | 220-240 V AC | 19 W DC - 22 W AC



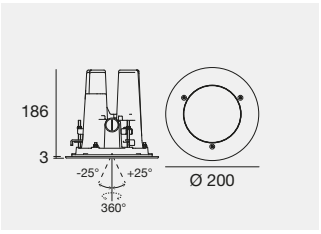

*** For installation in plasterboard ceilings, use accessory C-F600027**

IK10 IP67 * NEW

		Fin		Cct	lm S - lm D	Opt	
C01924		**WH**		**M**	3066 - 1980	**SP** (16°)	
		BG		**W**	3195 - 2065	**ML** (37°)	
		GG		**N**	3280 - 2127	**WF** (52°)	
C01926	HC	**WH**		**M**	3066 - 1409	**SP** (15°)	**HONEYCOMB**
		BG		**W**	3195 - 1468	**ML** (33°)	
		GG		**N**	3280 - 1512	**MW** (45°)	

IK10 IP67 * NEW DALI2

		Fin		Cct	lm S - lm D	Opt	
DALI		**WH**		**M**	3066 - 1980	**SP** (16°)	
C01925		**BG**		**W**	3195 - 2065	**ML** (37°)	
		GG		**N**	3280 - 2127	**WF** (52°)	
DALI		**WH**		**M**	3066 - 1409	**SP** (15°)	**HONEYCOMB**
C01927	HC	**BG**		**W**	3195 - 1468	**ML** (33°)	
		GG		**N**	3280 - 1512	**MW** (45°)	

Recessed casings / Ring for false ceiling installation: (pag 457)



Padova Congress
Padua (Italy)

Project: Architect Kengo Kuma

Lighting Designer:
Cogevi

Photography:
TheStudio

Recessed casings



ABS **99673** Recessed casing for brick or concrete-mounted installation

suitable for: Guardian Ø110 mm / _J Ø110 mm



PLP **C-C100017** Recessed casing for brickwork to be completed with accessory **C-C100015**

suitable for: Guardian V2 Ø160 mm / _J Ø160 mm



ABS **83328** Recessed casing for brick or concrete-mounted installation

suitable for: Guardian Ø200 mm / _J Ø200 mm



ZN **83330** Case back for outer casing closure **83328**

suitable for: Guardian Ø200 mm / _J Ø200 mm



PLP **C-C100016** Recessed casing for brickwork to be completed with accessory **C-C100015**

suitable for: Guardian V2 Ø160 mm / _J Ø160 mm



PVC **C-C100020** Universal grid for outer casing **C-C100016 - C-C100017**

suitable for: Guardian V2 Ø160 mm / _J Ø160 mm

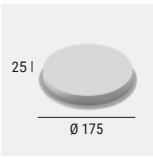

POL **83331** Polystyrene plug for recessed casing **83328**

suitable for: Guardian Ø200 mm / _J Ø200 mm

Accessories

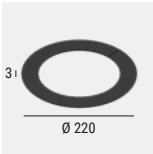

POM-C **C-F600027** Ring for installation in plasterboard suspended ceilings (without recessed casing)

suitable for: Guardian Ø200 mm / _J Ø200 mm

Electronics

BG | 350 mA | 12/13 W DC

C-E200006	C-E200004
ON/OFF	DALI/PUSH
1 art.	1 art.
135 x 26 x h 26	125 x 45 x h 30
35	55

Finishes

PLP Polypropylene **ZN** Galvanised steel
POL Polystyrene



PRO JECTORS

Chiesa Sant'Ambrogio Olona
Varese (Italy)

Project:
Studio Switch

Photography:
Marco Reggi



Projectors range index

Eyelet65

Eyelet65_R
NEW

463

Eyelet65_Q
NEW

463

Periskop Round

Periskop80 _R
NEW

472, 474

Periskop80 _RM
NEW

473-474

Periskop115 _R
NEW

475

Periskop115 _RM
NEW

476

Periskop150 _R
NEW

478

Periskop150 _RM
NEW

479

Periskop175 _R
NEW

480

Periskop175 _RM
NEW

481

Periskop80 _RBS
NEW

484-485

Periskop115 _RBS
NEW

486-487

Poles

490-491

Periskop

Periskop45
NEW

496

Periskop60

496

Periskop80
NEW

498-499

Periskop110

500

Periskop160
NEW

500-501

Shaker

Shaker
NEW

505

Iris67

Iris67

509

Clivo

Clivo

513

Clivo_SL

513

Clark316

Clark316

516

Prolamp

Prolamp

519-520


EYELET65

Eyelet65_R | V2 | powerLED | 630 mA 2 W DC | 1000 mA 3 W DC



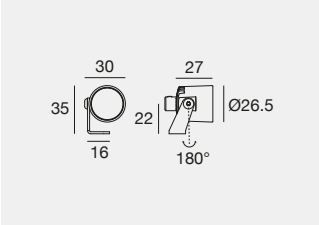

	Fin	Cct	lm S - lm D 2 W	lm S - lm D 3 W	Opt
C01047	WH	M	233 - 161	432 - 334	FL (24°)
	BB	W	249 - 172	432 - 334	ML (31°)
	GG	N	266 - 183	462 - 357	WF (54°)
	GR				
	DB				
C01274	SE				
	BS				

Electronics: 2W IP67 **BD** - 3W IP40 **IB** (pag 463) | Accessories: (pag 463)

Eyelet65_Q | V2 | powerLED | 630 mA 2 W DC | 1000 mA 3 W DC



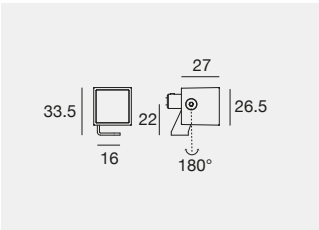

	Fin	Cct	lm S - lm D 2 W	lm S - lm D 3 W	Opt
C01048	WH	M	233 - 161	432 - 334	FL (24°)
	BB	W	249 - 172	432 - 334	ML (31°)
	GG	N	266 - 183	462 - 357	WF (54°)
	GR				
	DB				
C01275	SE				
	BS				

Electronics: 2W IP67 **BD** - 3W IP40 **IB** (pag 463) | Accessories: (pag 463)

Electronics

BD | 630 mA | 2 W DC

89420	C-E200008	99186	C-E200002
ON/OFF	ON/OFF	ON/OFF	DALI/PUSH
1 - 2 art.	3 - 6 art.	6 - 12 art.	2 - 12 art.
74 x 65 x h 27	135 x 26 x h 26	117 x 92 x h 38	125 x 45 x h 30
	35		55

IB | 1000 mA | 3 W DC

C-E200011	C-E200012
ON/OFF	DALI
1 - 4 art.	4 - 15 art.
79 x 38 x h 25	143 x 80 x h 31
44	86

Check Marine Grade luminaires at linealight.com



Aluminium body,
AISI 316 stainless steel or brass

Accessories

IS **98624** Steel peg Ø10x160 mm
IS **C-F500002** Steel peg Ø10x700 mm
IS **C-F500003** Steel peg Ø10x1000 mm
suitable for: Eyelet65_R - Eyelet65_Q

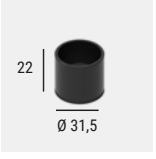

BB **83359** Snoot
suitable for: Eyelet65_R



IS **98669** Steel peg 101 mm
suitable for: Eyelet65_R - Eyelet65_Q

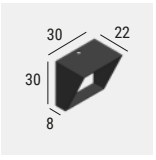

BB **W-U300001** Snoot
SE **W-U300002** Snoot
suitable for: Eyelet65_Q

Finishes

WH Text white R9003 | GG Text brilliant grey R9006 | DB Dark brown | BS Natural brass
BB Text black R9005 | GR Text mattefield green R6031 | SE Stainless steel | IS Steel

Cct

M 2700 | N 4000
W 3000

PERISKOP ROUND



ONE COLLECTION. INFINITE INSTALLATION POSSIBILITIES.

LIKE A SIGN
THAT GUIDES THE LIGHT

Periskop Round was created to define light in outdoor spaces with precision, balance and design freedom. A collection of projectors that interprets the power of technology through an essential gesture, where form and function merge in perfect harmony. Every detail is designed to ensure control and flexibility: the distinctive joint allows extreme orientations, offering designers an unprecedented level of aiming precision. Light thus becomes a language of architectural narration, capable of enhancing surfaces, volumes and perspectives with the same coherence that allows Periskop Round to blend seamlessly into the landscape. A complete collection with scalable outputs and a wide range of optical distributions, from hyper spot to elliptical beams, designed to meet every application need, from façade and architectural lighting to landscape and urban contexts. With a dedicated system of accessories, Periskop Round becomes a true tool supporting the project, offering lighting designers maximum creative freedom. Aluminium body. Extra-clear tempered glass diffuser.











PERISKOP_R IN BRIEF



RM R RBS

Periskop80_
Ø80 mm

Available for:
R | Round base
RM | Modular base
RBS | Base + Extension
Power:
from 2,5W AC to 11W AC
Lumens delivered:
from 109 to 1061



RM R RBS

Periskop115_
Ø115 mm

Available for:
R | Round base
RM | Modular base
RBS | Base + Extension
Power:
from 8,5W AC to 21W AC
Lumens delivered:
from 257 to 2215



RM R

Periskop150_
Ø150 mm

Available for:
R | Round base
RM | Modular base

Power:
from 17W AC to 37,5W AC
Lumens delivered:
from 547 to 3446



RM R

Periskop175_
Ø175 mm

Available for:
R | Round base
RM | Modular base

Power:
from 46W AC to 49W AC
Lumens delivered:
from 1792 to 6203

OPTICS RANGE



HS (1°÷ 3°)
Hyper Spot

US (4°÷ 6°)
Ultra Spot

NS (7°÷ 9°)
Narrow Spot

SP (10°÷ 19°)
Spot

FL (20°÷ 29°)
Flood

ML (30°÷ 39°)
Medium Flood

MW (40°÷ 49°)
Medium Wide Flood

WF (50°÷ 70°)
Wide Flood

Vertical Elliptical



0M (30°÷39°)x(<20°)
Elliptic M. Flood

0H (40°÷49°)x(<20°)
Elliptic M.W. Flood

1H (40°÷49°)x(20°÷40°)
Elliptic M.W. Flood



Distribution of the Elliptical optic: **Vertical**

Horizontal Elliptical

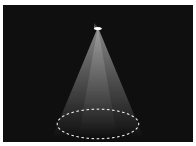

1S (10°÷19°)x(20°÷40°)
Elliptic Spot

1M (30°÷39°)x(20°÷40°)
Elliptic M. Flood

EF (20°÷29°)x(41°÷60°)
Elliptic Flood

EM (30°÷39°)x(41°÷60°)
Elliptic M. Flood



Distribution of the Elliptical optic: **Horizontal**

COLOR TEMPERATURE



2200K | 2700K | 3000K | 4000K | RGBW | Dynamic White 2200K-5000K
Non standard color temperature

FINISHES



Text White R9003 | Text brilliant grey R9006 | Text Black R9005 | Dark Brown | Text Mattefield Green R6031

TOTAL CONTROL AND DEFINITION

The Periskop Round collection offers a wide range of optics, including high-performance solutions such as Hyper Spot and Ultra Spot. These optics are designed to deliver a precise and uniform light projection, ensuring maximum control and consistently defined results. Ideal for long-distance projections or for highlighting architectural and landscape details, they enable the creation of accurate lighting effects and visually impactful scenes. Their versatility and precision make them perfect for complex projects, enhancing outdoor environments with light carefully engineered down to the finest detail.



LIGHT UNDER CONTROL

Periskop Round puts light at the service of design. Each optical system is developed with exceptional photometric precision to ensure high performance and adaptability in any architectural or landscape context. The collection offers a wide optical range with different beam angles, engineered to provide accurate beam control and optimal light management across all applications. Versions equipped with a honeycomb louvre minimize direct glare and enhance visual comfort, ensuring a uniform and well-controlled light distribution.



Optic
Hyper Spot

Available for Periskop Round:
Ø80 (1 Led)
Ø115 (3 Leds)
Ø150 (7 Leds)

Optic
Ultra Spot

Available for Periskop Round:
Ø80 (4 Leds)
Ø115 (9 Leds)
Ø150 (16 Leds)
Ø175 (20 Leds)

Optic
Spot-Flood
Medium Flood
Medium Wide Flood
Wide Flood-Elliptic

Available for Periskop Round:
Ø80 / Ø115
Ø150 / Ø175

Optic
Spot-Flood
Medium Flood
Medium Wide Flood
Wide Flood

Available for Periskop Round:
Ø80 / Ø115
Ø150 / Ø175

Optic
Narrow Spot-Spot
Flood-Medium Flood
Medium Wide Flood
Wide Flood

Available for Periskop Round:
Ø80 RGBW / **Ø115** RGBW
Ø150 RGBW / **Ø175** RGBW

INFINITE MOVEMENTS FOR 360° LIGHT

The joint of Periskop Round is engineered to ensure maximum freedom in the orientation of the head and optical assembly. Horizontal rotation and wide vertical tilt allow the light beam to be directed in any position, even the most extreme ones. Each movement is optimized for smooth and stable adjustment, ensuring precise and long-lasting positioning over time. This flexibility enables millimetre-accurate calibration of the light, delivering illumination exactly where it is needed in every application.

Base Adjustment

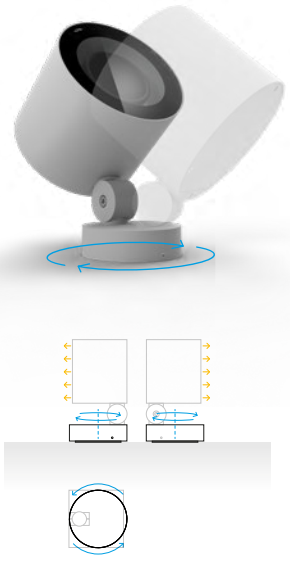

Double Joint Rotation

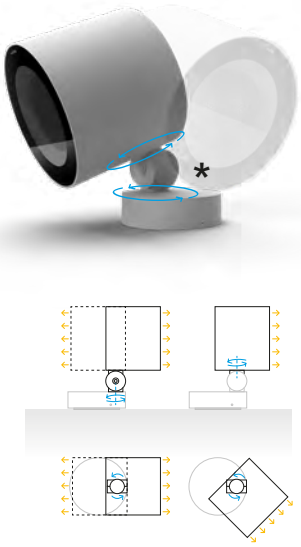

Tilting

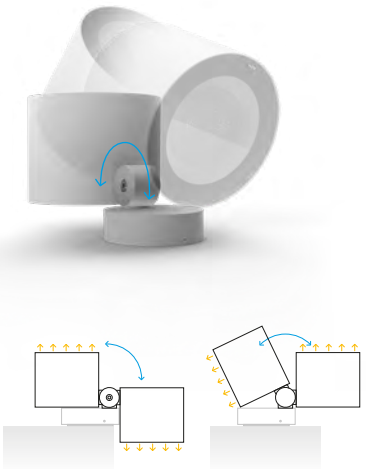

* The Periskop Round version with an 80 mm diameter features a single rotation









A COMPLETE RANGE OF ACCESSORIES



Front part in **Standard (S)** or **Modular (M)** configuration.

Front part in **Standard + Comfort (SC)** or **Modular + Comfort (MC)** configuration.

Nota: Only SC and MC versions with a black front ring can be equipped with anti-glare accessories: cylindrical snoot and 45° cylindrical snoot.

Periskop Round
Comfort version (SC/MC)
With fixing ring for
anti-glare accessories

Cylindrical snoot
45° Cylindrical snoot
Mounted on the
luminaire front ring



COMFORT ACCESSORIES



Cylindrical snoot
White - Grey - Black
Dark Brown - Green



45° Cylindrical snoot
White - Grey - Black
Dark Brown - Green

INSTALLATION ACCESSORIES



Tree belt
(suitable for
Periskop
Round_R)



Peg
(suitable for
Periskop
Round_R)



Arm for pole
Ø 61 mm e Ø 103 mm
(Max 6 Periskop Round_RM)

Periskop80_R | powerLED



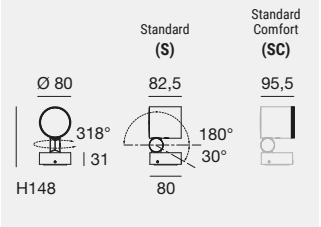

For the Comfort (SC) versions, the anti-glare accessory is not included.

IK07 IP65 NEW

	Fin	Cct	lm S - lm D	Opt
220-240 V AC - 2 W DC - 2,5 W AC				
C01138 (S)	**WH**	**A**	145 - 109	**HS** (3°)
C01412 (SC)	**BB**	**M**	196 - 148	
	GG	**W**	210 - 159	
	DB	**N**	223 - 169	
	GR			
DALI				
220-240 V AC - 1,5 W DC - 2,5 W AC				
C01648 (S)	**WH**	**A**	111 - 83	**HS** (3°)
C01660 (SC)	**BB**	**M**	150 - 113	
	GG	**W**	160 - 121	
	DB	**N**	171 - 129	
	GR			

Accessories: (pag 489)

Periskop80_R | powerLED



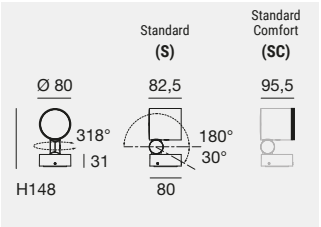

For the Comfort (SC) versions, the anti-glare accessory is not included.

IK07 IP65 NEW

	Fin	Cct	lm S - lm D	Opt
220-240 V AC - 8 W DC - 9 W AC				
C01140 (S)	**WH**	**A**	580 - 377	**US** (5°)
C01414 (SC)	**BB**	**M**	784 - 510	
	GG	**W**	840 - 546	
	DB	**N**	892 - 580	
	GR			
DALI				
220-240 V AC - 6 W DC - 8 W AC				
C01649 (S)	**WH**	**A**	444 - 289	**US** (5°)
C01661 (SC)	**BB**	**M**	600 - 390	
	GG	**W**	640 - 416	
	DB	**N**	684 - 445	
	GR			

Accessories: (pag 489)

Periskop80_R | arrayLED



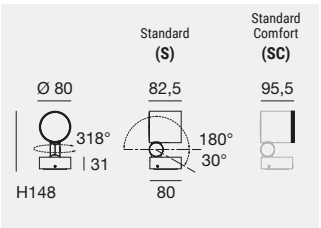

For the Comfort (SC) versions, the anti-glare accessory is not included.

IK07 IP65 NEW

	Fin	Cct	lm S - lm D	Opt
220-240 V AC - 9 W DC - 11 W AC				
C01142 (S)	**WH**	**A**	1011 - 792	**SP** (14°)
C01416 (SC)	**BB**	**M**	1265 - 991	**ML** (33°)
	GG	**W**	1320 - 1034	**MW** (48°)
DALI	**DB**	**N**	1354 - 1061	**1S** (15°x 37°)
C01650 (S)	**GR**			**1M** (30°x 41°)
C01662 (SC)				**0M** (37°x 15°)
				1H (41°x 30°)

HONEYCOMB

	Fin	Cct	lm S - lm D	Opt
220-240 V AC - 9 W DC - 11 W AC				
C01144 (S) HC	**WH**	**A**	1011 - 572	**SP** (14°)
C01418 (SC) HC	**BB**	**M**	1265 - 716	**FL** (33°)
	GG	**W**	1320 - 747	**MW** (48°)
DALI	**DB**	**N**	1354 - 766	
C01651 (S) HC	**GR**			
C01663 (SC) HC				

Accessories: (pag 489)

Important: Please note that the Standard (S) and Modular (M) versions are not designed for the subsequent installation of anti-glare accessories.
For the Standard Comfort (SC) and Modular Comfort (MC) versions, the appropriate anti-glare accessory must be selected and included when placing the order.

Periskop80_RM | Modular | powerLED

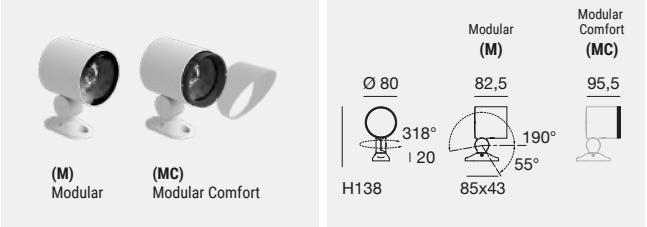

For the Comfort (MC) versions, the anti-glare accessory is not included.

3,5m

	Fin	Cct	lm S - lm D	Opt
220-240 V AC - 2 W DC - 2,5 W AC				
C01147 (M)	**WH**	**A**	145 - 109	**HS** (3°)
C01421 (MC)	**BB**	**M**	196 - 148	
	GG	**W**	210 - 159	
	DB	**N**	223 - 169	
	GR			
DALI				
220-240 V AC - 1,5 W DC - 2,5 W AC				
C01652 (M)	**WH**	**A**	111 - 83	**HS** (3°)
C01664 (MC)	**BB**	**M**	150 - 113	
	GG	**W**	160 - 121	
	DB	**N**	171 - 129	
	GR			

Accessories: (pag 489) | Poles: (pag 490-491)

Periskop80_RM | Modular | powerLED

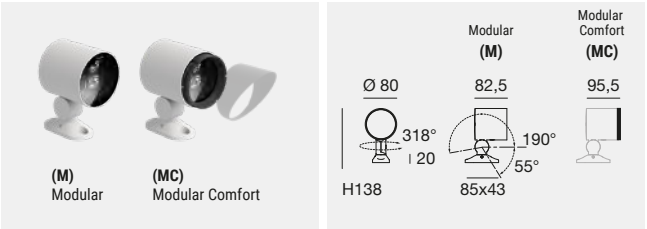

For the Comfort (MC) versions, the anti-glare accessory is not included.

3,5m

	Fin	Cct	lm S - lm D	Opt
220-240 V AC - 8 W DC - 9 W AC				
C01149 (M)	**WH**	**A**	580 - 377	**US** (5°)
C01423 (MC)	**BB**	**M**	784 - 510	
	GG	**W**	840 - 546	
	DB	**N**	892 - 580	
	GR			
DALI				
220-240 V AC - 6 W DC - 8 W AC				
C01653 (M)	**WH**	**A**	444 - 289	**US** (5°)
C01665 (MC)	**BB**	**M**	600 - 390	
	GG	**W**	640 - 416	
	DB	**N**	684 - 445	
	GR			

Accessories: (pag 489) | Poles: (pag 490-491)

Periskop80_RM | Modular | arrayLED

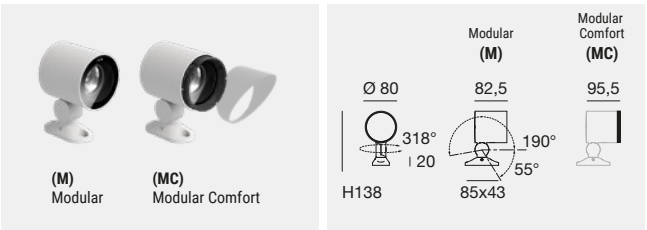

For the Comfort (MC) versions, the anti-glare accessory is not included.

3,5m

	Fin	Cct	lm S - lm D	Opt
220-240 V AC - 9 W DC - 11 W AC				
C01151 (M)	**WH**	**A**	1011 - 792	**SP** (14°)
C01425 (MC)	**BB**	**M**	1265 - 991	**ML** (33°)
	GG	**W**	1320 - 1034	**MW** (48°)
DALI	**DB**	**N**	1354 - 1061	**1S** (15°x 37°)
C01654 (M)	**GR**			**1M** (30°x 41°)
C01666 (MC)				**0M** (37°x 15°)
				1H (41°x 30°)
HONEYCOMB				
220-240 V AC - 9 W DC - 11 W AC				
C01153 (M) HC	**WH**	**A**	1011 - 572	**SP** (14°)
C01427 (MC) HC	**BB**	**M**	1265 - 716	**FL** (33°)
	GG	**W**	1320 - 747	**MW** (48°)
DALI	**DB**	**N**	1354 - 766	
C01655 (M) HC	**GR**			
C01667 (MC) HC				

Accessories: (pag 489) | Poles: (pag 490-491)

Important: Please note that the Standard (S) and Modular (M) versions are not designed for the subsequent installation of anti-glare accessories.
For the Standard Comfort (SC) and Modular Comfort (MC) versions, the appropriate anti-glare accessory must be selected and included when placing the order.

Finishes

WH Text white R9003 | GG Text brilliant grey R9006 | DB Dark brown
BB Text black R9005 | GR Text mattefield green R6031

Cct

A 2200 **W** 3000
M 2700 **N** 4000

Accessories

HC Honeycomb

Periskop80_R RGBW | arrayLED

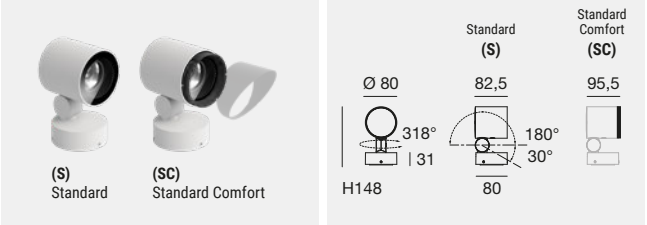

For the Comfort (SC) versions, the anti-glare accessory is not included.



	Fin	Cct	lm S - lm D	Opt
630 mA - 8 W DC				
C01145 (S)	**WH**	**V**	RGBW (3000 K)	**NS** (9°)
C01419 (SC)	**BB**	**Q**	RGBW (4000 K)	**SP** (15°)
	GG			**MW** (48°)
	DB			
	GR			

Electronics: **CF** (pag 488) | Accessories: (pag 489)

Periskop80_RM RGBW | Modular | arrayLED

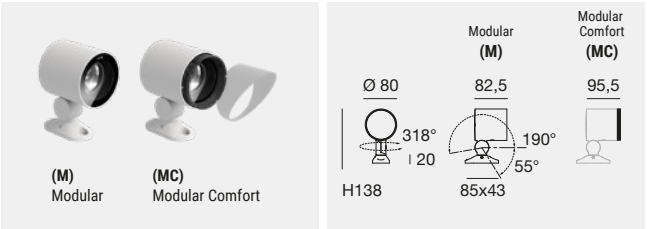

For the Comfort (MC) versions, the anti-glare accessory is not included.



	Fin	Cct	lm S - lm D	Opt
630 mA - 8 W DC				
C01154 (M)	**WH**	**V**	RGBW (3000 K)	**NS** (9°)
C01428 (MC)	**BB**	**Q**	RGBW (4000 K)	**SP** (15°)
	GG			**MW** (48°)
	DB			
	GR			

Electronics: **CF** (pag 488) | Accessories: (pag 489) | Poles: (pag 490-491)



Important: Please note that the Standard (S) and Modular (M) versions are not designed for the subsequent installation of anti-glare accessories.
For the Standard Comfort (SC) and Modular Comfort (MC) versions, the appropriate anti-glare accessory must be selected and included when placing the order.

Periskop115_R | powerLED



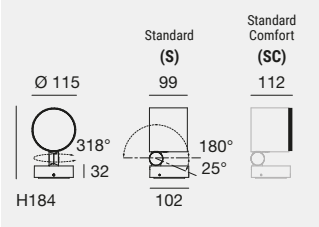

For the Comfort (SC) versions, the anti-glare accessory is not included.

IK08 IP65 NEW

	Fin	Cct	lm S - lm D	Opt
220-240 V AC - 6,3 W DC - 8,5 W AC				
C01173 (S)	**WH**	**A**	435 - 257	**HS** (3°)
C01438 (SC)	**BB**	**M**	588 - 348	
	GG	**W**	630 - 373	
DALI	**DB**	**N**	669 - 396	
C01174 (S)	**GR**			
C01439 (SC)				

Accessories: (pag 489)

Periskop115_R | powerLED



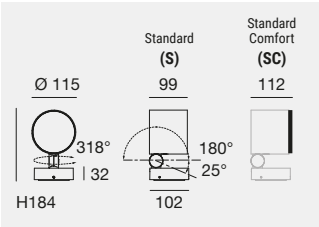

For the Comfort (SC) versions, the anti-glare accessory is not included.

IK08 IP65 NEW

	Fin	Cct	lm S - lm D	Opt
220-240 V AC - 19 W DC - 21 W AC				
C01175 (S)	**WH**	**A**	1305 - 595	**US** (5°)
C01440 (SC)	**BB**	**M**	1764 - 804	
	GG	**W**	1890 - 862	
DALI	**DB**	**N**	2007 - 915	
C01176 (S)	**GR**			
C01441 (SC)				

Accessories: (pag 489)

Periskop115_R | arrayLED



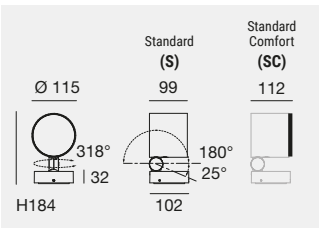

For the Comfort (SC) versions, the anti-glare accessory is not included.

IK08 IP65 NEW

	Fin	Cct	lm S - lm D	Opt
220-240 V AC - 18 W DC - 20 W AC				
C01177 (S)	**WH**	**A**	2246 - 1676	**SP** (14°)
C01442 (SC)	**BB**	**M**	2773 - 2070	**ML** (34°)
	GG	**W**	2889 - 2157	**WF** (52°)
	DB	**N**	2966 - 2215	**1S** (15°x 39°)
DALI	**GR**			**EM** (32°x 44°)
C01178 (S)				**0M** (39°x 15°)
C01443 (SC)				**1H** (44°x 32°)

HONEYCOMB

220-240 V AC - 18 W DC - 20 W AC				
C01179 (S) HC	**WH**	**A**	2246 - 1224	**SP** (13°)
C01444 (SC) HC	**BB**	**M**	2773 - 1512	**ML** (30°)
	GG	**W**	2889 - 1576	**MW** (42°)
	DB	**N**	2966 - 1618	
DALI	**GR**			
C01180 (S) HC				
C01445 (SC) HC				

Accessories: (pag 489)

Periskop115_R RGBW | arrayLED



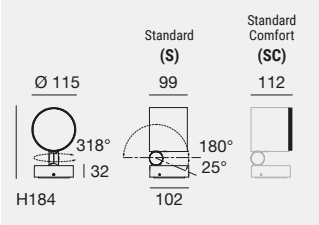

For the Comfort (SC) versions, the anti-glare accessory is not included.

C.C. IK08 IP65 NEW

	Fin	Cct	lm S - lm D	Opt
500 mA - 18 W DC				
C01181 (S)	**WH**	**V**	RGBW (3000 K)	**FL** (20°÷ 29°)
C01446 (SC)	**BB**			**ML** (30°÷ 39°)
	GG			**WF** (50°÷ 70°)
	DB			
	GR			

Electronics: **CT** (pag 488) | Accessories: (pag 489)

Important: Please note that the Standard (S) and Modular (M) versions are not designed for the subsequent installation of anti-glare accessories.
For the Standard Comfort (SC) and Modular Comfort (MC) versions, the appropriate anti-glare accessory must be selected and included when placing the order.

Finishes

WH Text white R9003 | GG Text brilliant grey R9006 | DB Dark brown
BB Text black R9005 | GR Text mattefield green R6031

Cct

A 2200 **W** 3000 **V** RGBW 3000
M 2700 **N** 4000

Accessories

HC Honeycomb

Periskop115_RM | Modular | powerLED

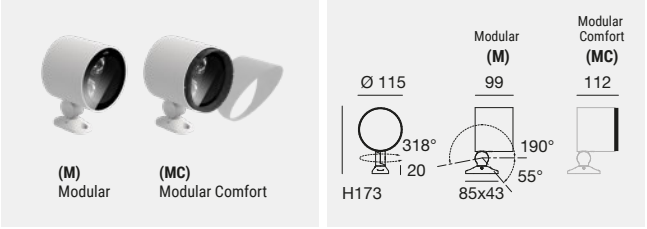

For the Comfort (MC) versions, the anti-glare accessory is not included.

5m IK08 IP66 NEW

	Fin	Cct	lm S - lm D	Opt
220-240 V AC - 6,3 W DC - 8,5 W AC				
C01182 (M)	**WH**	**A**	435 - 257	**HS** (3°)
C01447 (MC)	**BB**	**M**	588 - 348	
	GG	**W**	630 - 373	
DALI	**DB**	**N**	669 - 396	
C01183 (M)	**GR**			
C01448 (MC)				

Accessories: (pag 489) | Poles: (pag 490-491)

Periskop115_RM | Modular | powerLED

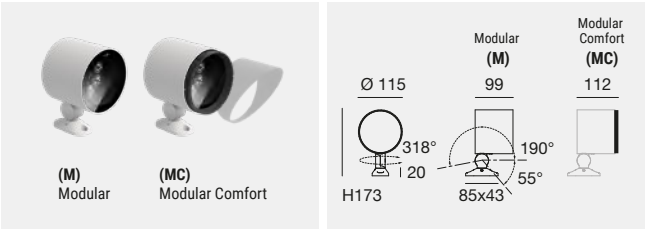

For the Comfort (MC) versions, the anti-glare accessory is not included.

5m IK08 IP66 NEW

	Fin	Cct	lm S - lm D	Opt
220-240 V AC - 19 W DC - 21 W AC				
C01184 (M)	**WH**	**A**	1305 - 595	**US** (5°)
C01449 (MC)	**BB**	**M**	1764 - 804	
	GG	**W**	1890 - 862	
DALI	**DB**	**N**	2007 - 915	
C01185 (M)	**GR**			
C01450 (MC)				

Accessories: (pag 489) | Poles: (pag 490-491)

Periskop115_RM | Modular | arrayLED

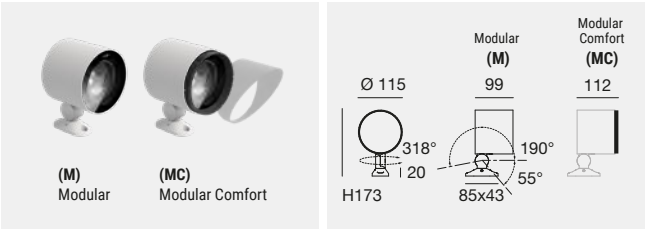

For the Comfort (MC) versions, the anti-glare accessory is not included.

5m IK08 IP66 NEW

	Fin	Cct	lm S - lm D	Opt
220-240 V AC - 18 W DC - 20 W AC				
C01186 (M)	**WH**	**A**	2246 - 1676	**SP** (14°)
C01451 (MC)	**BB**	**M**	2773 - 2070	**ML** (34°)
	GG	**W**	2889 - 2157	**WF** (52°)
	DB	**N**	2966 - 2215	**1S** (15°x 39°)
DALI	**GR**			**EM** (32°x 44°)
C01187 (M)				**0M** (39°x 15°)
C01452 (MC)				**1H** (44°x 32°)
HONEYCOMB				
220-240 V AC - 18 W DC - 20 W AC				
C01188 (M) HC	**WH**	**A**	2246 - 1224	**SP** (13°)
C01453 (MC) HC	**BB**	**M**	2773 - 1512	**ML** (30°)
	GG	**W**	2889 - 1576	**MW** (42°)
	DB	**N**	2966 - 1618	
DALI	**GR**			
C01189 (M) HC				
C01454 (MC) HC				

Accessories: (pag 489) | Poles: (pag 490-491)

Periskop115_RM RGBW | Modular | arrayLED

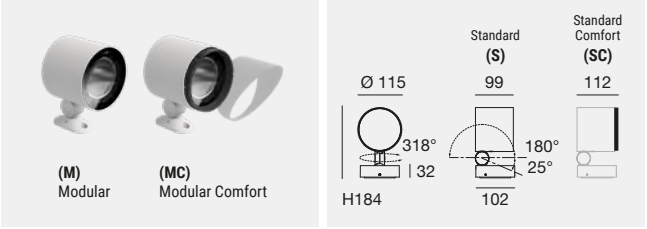

For the Comfort (MC) versions, the anti-glare accessory is not included.

5m C.C. IK08 IP66 NEW

	Fin	Cct	lm S - lm D	Opt
500 mA - 18 W DC				
C01190 (M)	**WH**	**V**	RGBW (3000 K)	**FL** (20°÷ 29°)
C01455 (MC)	**BB**			**ML** (30°÷ 39°)
	GG			**WF** (50°÷ 70°)
	DB			
	GR			

Electronics: **CT** (pag 488) | Accessories: (pag 489) | Poles: (pag 490-491)

Important: Please note that the Standard (S) and Modular (M) versions are not designed for the subsequent installation of anti-glare accessories.
For the Standard Comfort (SC) and Modular Comfort (MC) versions, the appropriate anti-glare accessory must be selected and included when placing the order.



Periskop150_R | powerLED



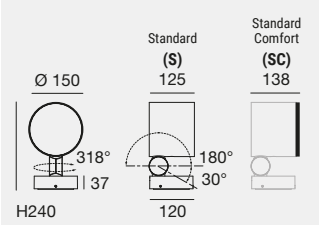

For the Comfort (SC) versions, the anti-glare accessory is not included.

IK09 IP65 NEW

	Fin	Cct	lm S - lm D	Opt
220-240 V AC - 15 W DC - 17 W AC				
C01209 (S)	**WH**	**A**	1015 - 547	**HS** (3°)
C01465 (SC)	**BB**	**M**	1372 - 739	
	GG	**W**	1470 - 792	
DALI	**DB**	**N**	1561 - 841	
C01210 (S)	**GR**			
C01466 (SC)				

Accessories: (pag 489)

Periskop150_R | powerLED



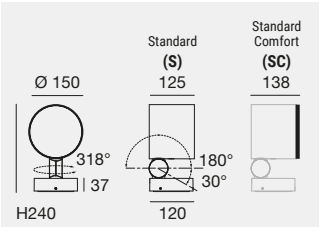

For the Comfort (SC) versions, the anti-glare accessory is not included.

IK09 IP65 NEW

	Fin	Cct	lm S - lm D	Opt
220-240 V AC - 34 W DC - 37,5 W AC				
C01211 (S)	**WH**	**A**	2320 - 1092	**US** (5°)
C01467 (SC)	**BB**	**M**	3136 - 1476	
	GG	**W**	3360 - 1582	
DALI	**DB**	**N**	3568 - 1680	
C01212 (S)	**GR**			
C01468 (SC)				

Accessories: (pag 489)

Periskop150_R | arrayLED



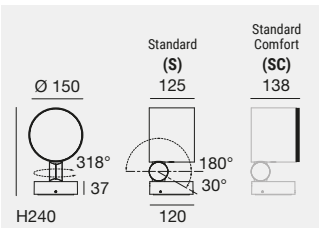

For the Comfort (SC) versions, the anti-glare accessory is not included.

DW Dynamic White 2200K-5000K - 18W (x channel) available on request

IK09 IP65 NEW

	Fin	Cct	lm S - lm D	Opt
220-240 V AC - 29 W DC - 31,5 W AC				
C01213 (S)	**WH**	**A**	3743 - 2832	**SP** (16°)
C01469 (SC)	**BB**	**M**	4242 - 3207	**ML** (34°)
	GG	**W**	4513 - 3412	**WF** (53°)
	DB	**N**	4535 - 3446	**1S** (16°x 40°)
DALI	**GR**			**EM** (31°x 43°)
C01214 (S)				**0H** (40°x 16°)
C01470 (SC)				**1H** (43°x 31°)

HONEYCOMB

220-240 V AC - 29 W DC - 31,5 W AC				
C01215 (S) HC	**WH**	**A**	3743 - 2048	**SP** (16°)
C01471 (SC) HC	**BB**	**M**	4242 - 2320	**ML** (31°)
	GG	**W**	4513 - 2468	**MW** (44°)
	DB	**N**	4535 - 2493	
DALI	**GR**			
C01216 (S) HC				
C01472 (SC) HC				

Accessories: (pag 489)

Periskop150_R RGBW | arrayLED



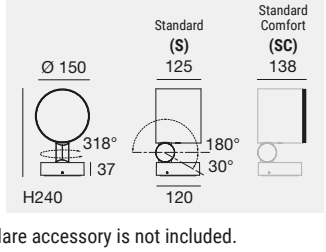

For the Comfort (SC) versions, the anti-glare accessory is not included.

C.C. IK09 IP65 NEW RGBW

	Fin	Cct	lm S - lm D	Opt
300 mA - 38 W DC				
C01217 (S)	**WH**	**V**	RGBW (3000 K)	**FL** (10°÷ 19°)
C01473 (SC)	**BB**			**ML** (30°÷ 39)
	GG			**WF** (50°÷ 70°)
	DB			
	GR			

Electronics: **GD** (pag 488) | Accessories: (pag 489)

Important: Please note that the Standard (S) and Modular (M) versions are not designed for the subsequent installation of anti-glare accessories.
For the Standard Comfort (SC) and Modular Comfort (MC) versions, the appropriate anti-glare accessory must be selected and included when placing the order.

Periskop150_RM | Modular | powerLED



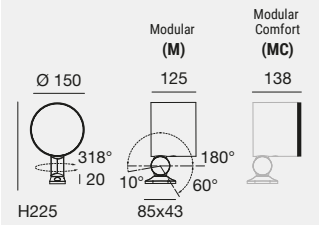

For the Comfort (MC) versions, the anti-glare accessory is not included.

5m | IK09 | IP66 | NEW

	Fin	Cct	lm S - lm D	Opt
220-240 V AC - 15 W DC - 17 W AC				
C01218 (M)	**WH**	**A**	1015 - 547	**HS** (3°)
C01474 (MC)	**BB**	**M**	1372 - 739	
	GG	**W**	1470 - 792	
DALI	**DB**	**N**	1561 - 841	
C01219 (M)				
C01475 (MC)				

Accessories: (pag 489) | Poles: (pag 490-491)

Periskop150_RM | Modular | powerLED



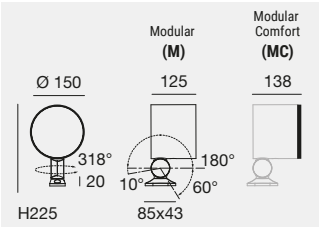

For the Comfort (MC) versions, the anti-glare accessory is not included.

5m | IK09 | IP66 | NEW

	Fin	Cct	lm S - lm D	Opt
220-240 V AC - 34 W DC - 37,5 W AC				
C01220 (M)	**WH**	**A**	2320 - 1092	**US** (5°)
C01476 (MC)	**BB**	**M**	3136 - 1476	
	GG	**W**	3360 - 1582	
DALI	**DB**	**N**	3568 - 1680	
C01221 (M)				
C01477 (MC)				

Accessories: (pag 489) | Poles: (pag 490-491)

Periskop150_RM | Modular | arrayLED



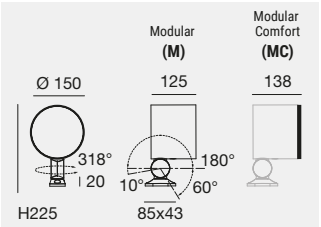

For the Comfort (MC) versions, the anti-glare accessory is not included.

DW Dynamic White 2200K-5000K - 18W (x channel) available on request

5m | IK09 | IP66 | NEW

	Fin	Cct	lm S - lm D	Opt
220-240 V AC - 29 W DC - 31,5 W AC				
C01222 (M)	**WH**	**A**	3743 - 2832	**SP** (16°)
C01478 (MC)	**BB**	**M**	4242 - 3207	**ML** (34°)
	GG	**W**	4513 - 3412	**WF** (53°)
	DB	**N**	4535 - 3446	**1S** (16°x 40°)
DALI				**EM** (31°x 43°)
C01223 (M)				**0H** (40°x 16°)
C01479 (MC)				**1H** (43°x 31°)
HONEYCOMB				
220-240 V AC - 29 W DC - 31,5 W AC				
C01224 (M) HC	**WH**	**A**	3743 - 2048	**SP** (16°)
C01480 (MC) HC	**BB**	**M**	4242 - 2320	**ML** (31°)
	GG	**W**	4513 - 2468	**MW** (44°)
	DB	**N**	4535 - 2493	
DALI				
C01225 (M) HC				
C01481 (MC) HC				

Accessories: (pag 489) | Poles: (pag 490-491)

Periskop150_RM RGBW | Modular | arrayLED



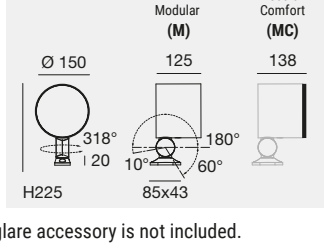

For the Comfort (MC) versions, the anti-glare accessory is not included.

5m | C.C. | IK09 | IP66 | NEW | RGBW

	Fin	Cct	lm S - lm D	Opt
300 mA - 38 W DC				
C01226 (M)	**WH**	**V**	RGBW (3000 K)	**FL** (10°÷ 19°)
C01482 (MC)	**BB**			**ML** (30°÷ 39)
	GG			**WF** (50°÷ 70°)
	DB			

Electronics: **GD** (pag 488) | Accessories: (pag 489) | Poles: (pag 490-491)

Important: Please note that the Standard (S) and Modular (M) versions are not designed for the subsequent installation of anti-glare accessories.
For the Standard Comfort (SC) and Modular Comfort (MC) versions, the appropriate anti-glare accessory must be selected and included when placing the order.

Finishes

WH Text white R9003 | GG Text brilliant grey R9006
BB Text black R9005 | DB Dark brown

Cct

A 2200 | **W** 3000 | **V** RGBW 3000
M 2700 | **N** 4000

Accessories

HC Honeycomb

Periskop175_R | powerLED



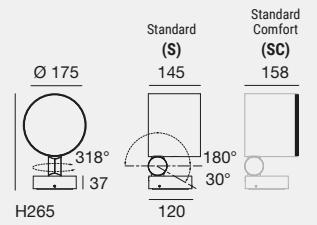

For the Comfort (SC) versions, the anti-glare accessory is not included.

IK08 IP65 NEW

	Fin	Cct	lm S - lm D	Opt
220-240 V AC - 42 W DC - 46 W AC				
C01227 (S)	**WH**	**A**	2900 - 1792	**US** (5 °)
C01483 (SC)	**BB**	**M**	3920 - 2422	
	GG	**W**	4200 - 2596	
DALI	**DB**	**N**	4460 - 2756	
C01228 (S)	**GR**			
C01484 (SC)				

Accessories: (pag 489)

Periskop175_R | arrayLED



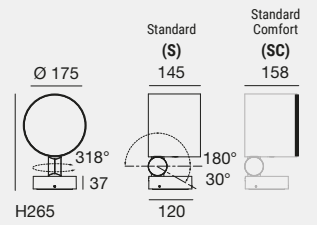

For the Comfort (SC) versions, the anti-glare accessory is not included.

DW Dynamic White 2200K-5000K - 25W (x channel) available on request

IK08 IP65 NEW

	Fin	Cct	lm S - lm D	Opt
220-240 V AC - 45 W DC - 49 W AC				
C01229 (S)	**WH**	**A**	6452 - 5108	**FL** (23°)
C01485 (SC)	**BB**	**M**	7328 - 5810	**ML** (37°)
	GG	**W**	7642 - 6052	**WF** (55°)
	DB	**N**	7835 - 6203	**1H** (42°x 22°)
DALI	**GR**			**EF** (22°x 42°)
C01230 (S)				
C01486 (SC)				

HONEYCOMB

	Fin	Cct	lm S - lm D	Opt
220-240 V AC - 45 W DC - 49 W AC				
C01231 (S) HC	**WH**	**A**	6452 - 3753	**FL** (22°)
C01487 (SC) HC	**BB**	**M**	7328 - 4269	**ML** (33°)
	GG	**W**	7642 - 4447	**MW** (47°)
	DB	**N**	7835 - 4558	
DALI	**GR**			
C01232 (S) HC				
C01488 (SC) HC				

Accessories: (pag 489)

Periskop175_R RGBW | arrayLED



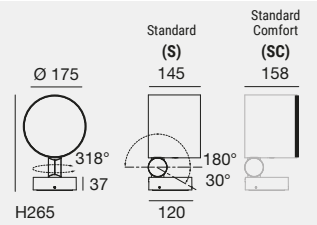

For the Comfort (SC) versions, the anti-glare accessory is not included.

C.C. IK08 IP65 NEW

	Fin	Cct	lm S - lm D	Opt
450 mA - 48 W DC				
C01233 (S)	**WH**	**V**	RGBW (3000 K)	**FL** (20°÷ 29°)
C01489 (SC)	**BB**			**ML** (30°÷ 39°)
	GG			**WF** (50°÷ 70°)
	DB			
	GR			

Electronics: **GC** (pag 488) | Accessories: (pag 489)

Important: Please note that the Standard (S) and Modular (M) versions are not designed for the subsequent installation of anti-glare accessories.
For the Standard Comfort (SC) and Modular Comfort (MC) versions, the appropriate anti-glare accessory must be selected and included when placing the order.

Periskop175_RM | Modular | powerLED



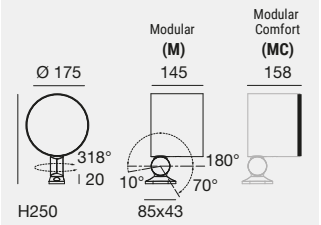

For the Comfort (MC) versions, the anti-glare accessory is not included.

5m

	Fin	Cct	lm S - lm D	Opt
220-240 V AC - 42 W DC - 46 W AC				
C01234 (M)	**WH**	**A**	2900 - 1792	**US** (5 °)
C01490 (MC)	**BB**	**M**	3920 - 2422	
	GG	**W**	4200 - 2596	
DALI	**DB**	**N**	4460 - 2756	
C01235 (M)				
C01491 (MC)				

Accessories: (pag 489) | Poles: (pag 490-491)

Periskop175_RM | Modular | arrayLED



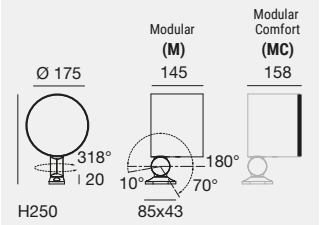

For the Comfort (MC) versions, the anti-glare accessory is not included.

DW Dynamic White 2200K-5000K - 25W (x channel) available on request

5m

	Fin	Cct	lm S - lm D	Opt
220-240 V AC - 45 W DC - 49 W AC				
C01236 (M)	**WH**	**A**	6452 - 5108	**FL** (23°)
C01492 (MC)	**BB**	**M**	7328 - 5810	**ML** (37°)
	GG	**W**	7642 - 6052	**WF** (55°)
	DB	**N**	7835 - 6203	**1H** (42°x 22°)
DALI				**EF** (22°x 42°)
C01237 (M)				
C01493 (MC)				

HONEYCOMB

	Fin	Cct	lm S - lm D	Opt
220-240 V AC - 45 W DC - 49 W AC				
C01238 (M) HC	**WH**	**A**	6452 - 3753	**FL** (22°)
C01494 (MC) HC	**BB**	**M**	7328 - 4269	**ML** (33°)
	GG	**W**	7642 - 4447	**MW** (47°)
	DB	**N**	7835 - 4558	
DALI				
C01239 (M) HC				
C01495 (MC) HC				

Accessories: (pag 489) | Poles: (pag 490-491)

Periskop175_RM RGBW | Modular | arrayLED



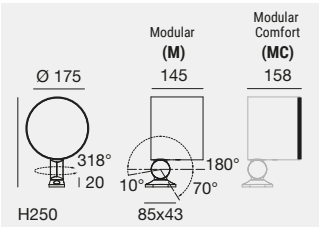

For the Comfort (MC) versions, the anti-glare accessory is not included.

5m

	Fin	Cct	lm S - lm D	Opt
450 mA - 48 W DC				
C01240 (M)	**WH**	**V**	RGBW (3000 K)	**FL** (20°÷ 29°)
C01496 (MC)	**BB**			**ML** (30°÷ 39°)
	GG			**WF** (50°÷ 70°)
	DB			

Electronics: **GC** (pag 488) | Accessories: (pag 489) | Poles: (pag 490-491)

Important: Please note that the Standard (S) and Modular (M) versions are not designed for the subsequent installation of anti-glare accessories.
For the Standard Comfort (SC) and Modular Comfort (MC) versions, the appropriate anti-glare accessory must be selected and included when placing the order.

Finishes

WH Text white R9003
BB Text black R9005
GG Text brilliant grey R9006
DB Dark brown

Cct

A 2200
M 2700
W 3000
N 4000
V RGBW 3000

Accessories

HC Honeycomb





Periskop80_RBS | powerLED



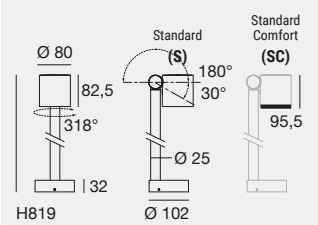

For the Comfort (SC) versions, the anti-glare accessory is not included.

IK07 IP65 NEW

	Fin	Cct	lm S - lm D	Opt
220-240 V AC - 2 W DC - 2,5 W AC				
C01156 (S)	**WH**	**A**	145 - 109	**HS** (3°)
C01430 (SC)	**BB**	**M**	196 - 148	
	GG	**W**	210 - 159	
	DB	**N**	223 - 169	
	GR			
DALI				
220-240 V AC - 1,5 W DC - 2,5 W AC				
C01656 (S)	**WH**	**A**	111 - 83	**HS** (3°)
C01668 (SC)	**BB**	**M**	150 - 113	
	GG	**W**	160 - 121	
	DB	**N**	171 - 129	
	GR			

Accessories: (pag 489)

Periskop80_RBS | powerLED



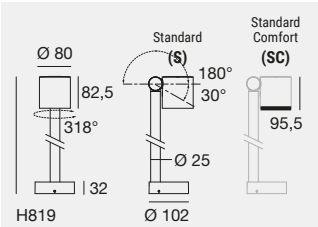

For the Comfort (SC) versions, the anti-glare accessory is not included.

IK07 IP65 MARINE GRADE NEW

	Fin	Cct	lm S - lm D	Opt
220-240 V AC - 8 W DC - 9 W AC				
C01158 (S)	**WH**	**A**	580 - 377	**US** (5°)
C01432 (SC)	**BB**	**M**	784 - 510	
	GG	**W**	840 - 546	
	DB	**N**	892 - 580	
	GR			
DALI				
220-240 V AC - 6 W DC - 8 W AC				
C01657 (S)	**WH**	**A**	444 - 289	**US** (5°)
C01669 (SC)	**BB**	**M**	600 - 390	
	GG	**W**	640 - 416	
	DB	**N**	684 - 445	
	GR			

Accessories: (pag 489)

Periskop80_RBS | arrayLED



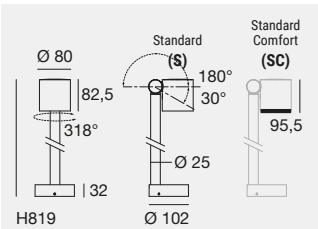

For the Comfort (SC) versions, the anti-glare accessory is not included.

IK07 IP65 MARINE GRADE NEW

	Fin	Cct	lm S - lm D	Opt
220-240 V AC - 9 W DC - 11 W AC				
C01160 (S)	**WH**	**A**	1011 - 792	**SP** (14°)
C01434 (SC)	**BB**	**M**	1265 - 991	**ML** (33°)
	GG	**W**	1320 - 1034	**MW** (48°)
DALI	**DB**	**N**	1354 - 1061	**1S** (15°x 37°)
C01658 (S)	**GR**			**1M** (30°x 41°)
C01670 (SC)				**0M** (37°x 15°)
				1H (41°x 30°)

HONEYCOMB

	Fin	Cct	lm S - lm D	Opt
220-240 V AC - 9 W DC - 11 W AC				
C01162 (S) HC	**WH**	**A**	1011 - 572	**SP** (14°)
C01436 (SC) HC	**BB**	**M**	1265 - 716	**FL** (33°)
	GG	**W**	1320 - 747	**MW** (48°)
DALI	**DB**	**N**	1354 - 766	
C01659 (S) HC	**GR**			
C01671 (SC) HC				

Accessories: (pag 489)

Important: Please note that the Standard (S) and Modular (M) versions are not designed for the subsequent installation of anti-glare accessories.
For the Standard Comfort (SC) and Modular Comfort (MC) versions, the appropriate anti-glare accessory must be selected and included when placing the order.

Periskop80_RBS RGBW | arrayLED



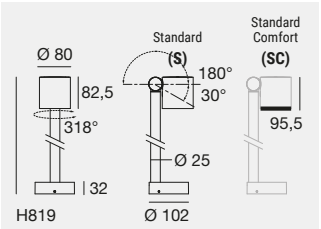

For the Comfort (SC) versions, the anti-glare accessory is not included.

	Fin	Cct	Im S - Im D	Opt
630 mA - 8 W DC				
C01163 (S)	**WH**	**V**	RGBW (3000 K)	**NS** (9°)
C01437 (SC)	**BB**	**Q**	RGBW (4000 K)	**SP** (15°)
	GG			**MW** (48°)
	DB			
	GR			

Electronics: **CF** (pag 488) | Accessories: (pag 489)



Important: Please note that the Standard (S) and Modular (M) versions are not designed for the subsequent installation of anti-glare accessories.
For the Standard Comfort (SC) and Modular Comfort (MC) versions, the appropriate anti-glare accessory must be selected and included when placing the order.

Finishes

WH Text white R9003 **GG** Text brilliant grey R9006 **DB** Dark brown
BB Text black R9005 **GR** Text mattefield green R6031

Cct

V RGBW 3000
Q RGBW 4000

Periskop115_RBS | powerLED



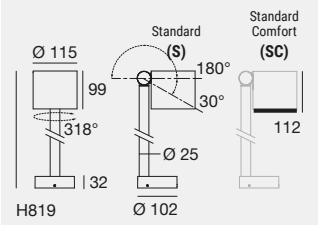

For the Comfort (SC) versions, the anti-glare accessory is not included.

IK08 IP65 NEW

	Fin	Cct	lm S - lm D	Opt
220-240 V AC - 6,3 W DC - 8,5 W AC				
C01191 (S)	**WH**	**A**	435 - 257	**HS** (3°)
C01456 (SC)	**BB**	**M**	588 - 348	
	GG	**W**	630 - 373	
DALI	**DB**	**N**	669 - 396	
C01192 (S)	**GR**			
C01457 (SC)				

Accessories: (pag 489)

Periskop115_RBS | powerLED



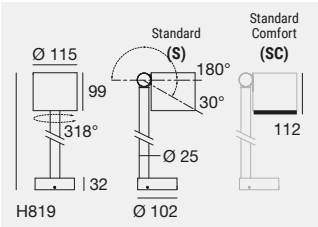

For the Comfort (SC) versions, the anti-glare accessory is not included.

IK08 IP65 NEW

	Fin	Cct	lm S - lm D	Opt
220-240 V AC - 19 W DC - 21 W AC				
C01193 (S)	**WH**	**A**	1305 - 595	**US** (5°)
C01458 (SC)	**BB**	**M**	1764 - 804	
	GG	**W**	1890 - 862	
DALI	**DB**	**N**	2007 - 915	
C01194 (S)	**GR**			
C01459 (SC)				

Accessories: (pag 489)

Periskop115_RBS | arrayLED



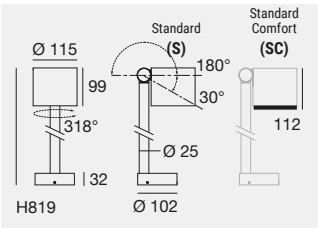

For the Comfort (SC) versions, the anti-glare accessory is not included.

IK08 IP65 NEW

	Fin	Cct	lm S - lm D	Opt
220-240 V AC - 18 W DC - 20 W AC				
C01195 (S)	**WH**	**A**	2246 - 1676	**SP** (14°)
C01460 (SC)	**BB**	**M**	2773 - 2070	**ML** (34°)
	GG	**W**	2889 - 2157	**WF** (52°)
	DB	**N**	2966 - 2215	**1S** (15°x 39°)
DALI	**GR**			**EM** (32°x 44°)
C01196 (S)				**0M** (39°x 15°)
C01461 (SC)				**1H** (44°x 32°)

HONEYCOMB

	Fin	Cct	lm S - lm D	Opt
220-240 V AC - 18 W DC - 20 W AC				
C01197 (S) HC	**WH**	**A**	2246 - 1224	**SP** (13°)
C01462 (SC) HC	**BB**	**M**	2773 - 1512	**ML** (30°)
	GG	**W**	2889 - 1576	**MW** (42°)
	DB	**N**	2966 - 1618	
DALI	**GR**			
C01198 (S) HC				
C01463 (SC) HC				

Accessories: (pag 489)

Important: Please note that the Standard (S) and Modular (M) versions are not designed for the subsequent installation of anti-glare accessories.
For the Standard Comfort (SC) and Modular Comfort (MC) versions, the appropriate anti-glare accessory must be selected and included when placing the order.

Periskop115_RBS RGBW | arrayLED



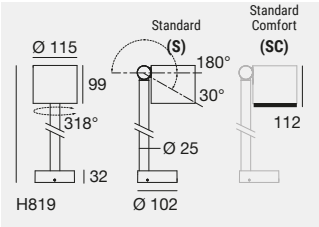

For the Comfort (SC) versions, the anti-glare accessory is not included.

	Fin	Cct	Im S - Im D	Opt
500 mA - 18 W DC				
C01199 (S) **C01464** (SC)	**WH** **BB** **GG** **DB** **GR**	**V**	RGBW (3000 K)	**FL** (20°÷ 29°) **ML** (30°÷ 39) **WF** (50°÷ 70°)

Electronics: **CT** (pag 488) | Accessories: (pag 489)



Important: Please note that the Standard (S) and Modular (M) versions are not designed for the subsequent installation of anti-glare accessories.
For the Standard Comfort (SC) and Modular Comfort (MC) versions, the appropriate anti-glare accessory must be selected and included when placing the order.

Finishes

WH Text white R9003
BB Text black R9005
GG Text brilliant grey R9006
GR Text mattefield green R6031
DB Dark brown

Cct

V RGBW 3000

Electronics

CF | 630 mA | 8 W DC

C-E700003+C-W600001	C-E500024	DMX	Driver CV	Switching
Dimmer RF 1 - 12 art. 175 x 45 x h 27 52	Dimmer DMX 6 - 12 art. 107 x 96 x h 39	Controllers Pag. 1007	CV 48V Pag. 994	CV 48V Pag. 987-988

CT | 500 mA | 18 W DC

C-E700003+C-W600001	C-E500024	DMX	Driver CV	Switching
Dimmer RF 2 - 4 art. 175 x 45 x h 27 52	Dimmer DMX 2 - 4 art. 107 x 96 x h 39	Controllers Pag. 1007	CV 48V Pag. 994	CV 48V Pag. 987-988

GC | 450 mA | 48 W DC

C-E700003+C-W600001	C-E500024	DMX	Driver CV	Switching
Dimmer RF 1 art. 175 x 45 x h 27 52	Dimmer DMX 1 art. 107 x 96 x h 39	Controllers Pag. 1007	CV 48V Pag. 994	CV 48V Pag. 987-988

GD | 300 mA | 38 W DC

C-E700003+C-W600001	C-E500024	DMX	Driver CV	Switching
Dimmer RF 1 art. 175 x 45 x h 27 52	Dimmer DMX 1 art. 107 x 96 x h 39	Controllers Pag. 1007	CV 48V Pag. 994	CV 48V Pag. 987-988



Accessories

Cylindrical snoot | Periskop80_R / _RM / _RBS Comfort

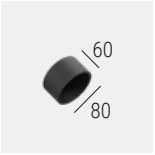

WH **C-U300053**
BB **C-U300054**
GG **C-U300055**
DB **C-U300056**
GR **C-U300057**

Anti-glare screen compatible only with Comfort versions: **(SC)** and **(MC)**.

Cylindrical snoot | Periskop115_R / _RM / _RBS Comfort

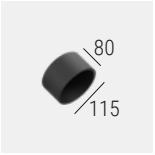

WH **C-U300063**
BB **C-U300064**
GG **C-U300065**
DB **C-U300066**
GR **C-U300067**

Anti-glare screen compatible only with Comfort versions: **(SC)** and **(MC)**.

Cylindrical snoot | Periskop150_R / _RM / _RBS Comfort

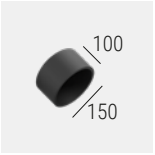

WH **C-U300073**
BB **C-U300074**
GG **C-U300075**
DB **C-U300076**
GR **C-U300077**

Anti-glare screen compatible only with Comfort versions: **(SC)** and **(MC)**.

Cylindrical snoot | Periskop175_R / _RM / _RBS Comfort

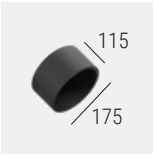

WH **C-U300083**
BB **C-U300084**
GG **C-U300085**
DB **C-U300086**
GR **C-U300087**

Anti-glare screen compatible only with Comfort versions: **(SC)** and **(MC)**.

Pole arm | Ø 61 mm



SE **C-F700001** Pole arm + bracket Ø 61 mm
suitable for: Periskop RM

Plastic peg



PLC **C-F500006** Peg L204 mm
suitable for: Periskop80_R / Peeriskop80_RBS

Plastic peg



PLC **C-F500007** Peg L301 mm
suitable for: Periskop115_R / Periskop115_RBS
Periskop150_R / Periskop175_R

Tree trap

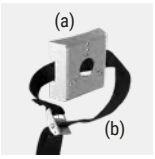

SE **C-F800004** Tree mounting system (a+b)

SE **C-F800009** Base for tree mounting system (a). To be combined with C-F800004 to increase the number of installable luminaires

suitable for: Periskop80_R - Periskop115_R
Periskop150_R - Periskop175_R

Snoot in matching 45° | Periskop80_R / _RM / _RBS Comfort

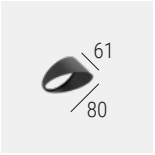

WH **C-U300058**
BB **C-U300059**
GG **C-U300060**
DB **C-U300061**
GR **C-U300062**

Anti-glare screen compatible only with Comfort versions: **(SC)** and **(MC)**.

Snoot in matching 45° | Periskop115_R / _RM / _RBS Comfort



WH **C-U300068**
BB **C-U300069**
GG **C-U300070**
DB **C-U300071**
GR **C-U300072**

Anti-glare screen compatible only with Comfort versions: **(SC)** and **(MC)**.

Snoot in matching 45° | Periskop150_R / _RM / _RBS Comfort

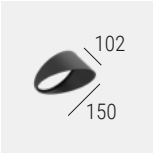

WH **C-U300078**
BB **C-U300078**
GG **C-U300080**
DB **C-U300081**
GR **C-U300082**

Anti-glare screen compatible only with Comfort versions: **(SC)** and **(MC)**.

Snoot in matching 45° | Periskop175_R / _RM / _RBS Comfort

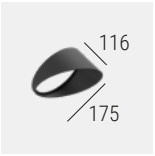

WH **C-U300088**
BB **C-U300089**
GG **C-U300090**
DB **C-U300091**
GR **C-U300092**

Anti-glare screen compatible only with Comfort versions: **(SC)** and **(MC)**.

Pole arm | Ø 103 mm



SE **C-F700002** Pole arm + bracket Ø 103 mm
suitable for: Periskop RM



Finishes

WH Text white R9003 | GG Text brilliant grey R9006 | DB Dark brown
BB Text black R9005 | GR Text mattefield green R6031 | SE Stainless steel

Poles

TECHNICAL CHARACTERISTICS

The calculations with the relative design loads are carried out in accordance with:

- Presidential Decree 07/01/1956 No. 164 “Regulations for the prevention of injuries in the workplace.”
- Law No. 1086 of 05/11/71: “Regulations on works by reinforced, normal and prestressed concrete and in metallic structure.”
- CNR - UNI 10011/88: “Steel construction: instructions for calculation, execution, commissioning and maintenance.”
- CNR10022/84: “Cold formed sections. Instructions for use in building.”
- “UNI - ENV ” 1993-1-1(2004 - Eurocode 3, Design of concrete structures Part 1- 1: General regulations-General rules and rules for buildings.
- Ministerial Decree 14/01/08 Technical standards for construction.
- Ministerial Circular No. 617 of 02/02/09 “Instructions for the application of the Technical Standards for construction pursuant to Ministerial Decree 14 January 2008.
- “UNI-ENV 1991-2-4 (1997), Eurocode 1, Basis of design and actions on structures” For the entire sector of poles 20 m tall or shorter (straight poles) and equal to or shorter than 18 m (poles with arm), in the European Union, the harmonized UNI-EN standards are applied correlated with the “European Directive Council of 21 December 1988 relative to the reconciliation of the legislative, Regulatory and administrative provisions of the member States concerning construction products EEC 89/106.”
- The lamp towers are constructed in observance of DPR 547 “Standards for prevention of accidents” and DPR 459 “Regulation for the implementation of the 89/392/EEC, 91/368/EEC, 93/44/EEC and 93/68/ directives.
- EEC concerning the reconciliation of legislation by the member States relative to machines.

	MATERIAL	UNI EN 40/2 DIMENSIONAL TOLERANCES	PROTECTION
CYLINDRICAL POLES	**Steel:** S235 JRH - UNI EN 10219 (Fe 360B) **R:** 360 - 490 N/mm² **R and H:** 235 N/mm² **A:** 20 %	**External diameter:** ± 1 % **Thickness:** ± 10 % **Straightness:** ± 0.3 % of the total length Length: ± 0.5 %	Hot galvanising in accordance with UNI EN ISO 1461
CONICAL POLES, CURVED BY SHEET METAL	**Steel:** S235 JRH - UNI EN 10219 (Fe 360B) **R:** 360 - 490 N/mm² **R and H:** 235 N/mm² **A:** 20 %	**External diameter:** ± 1 % **Shape:** ± 3 % from the diameter **Thickness:** ± 10 % **Straightness:** ± 0.3 % of the total length **Length:** ± 0.5 %	Hot galvanising in accordance with UNI EN ISO 1461
CONICAL POLES, HOT ROLLED	**Steel:** S275 JOH - UNI EN 10219 (Fe 340) (S235 JOH - UNI EN 10219 on request) **R:** 410 - 560 N/mm² (360 - 490 N/mm² on request) **R and H:** 275 N/mm² (360 - 490 N/mm² on request) **A:** 20 %	**External diameter:** ± 3 % **Thickness:** ± 0.3 % **Straightness:** ± 0.3 % of the total length **Length:** ± 50 mm	Hot galvanising in accordance with UNI EN ISO 1461

R = unit tensile strength load
R and H = unit yield load
A = elongation

Specifications

- Slot for terminal block.
- Incoming cables slot.
- Earth connection.
- Hot galvanising by immersion in melted zinc bath.
- Processing carried out in accordance with UNI EN 40/4 standards.
- Powder coating.
- Hydrocarbonising of the external buried part.
- Anti-corrosion sleeve to the section of coupling in membrane.

On request:

- Base plate with anchoring holes.
- Reinforcing sleeve in welded steel.
- Coating matched to Periskop Round

* Finish Flex



Galvanized Steel (ZN)
The poles are made entirely in galvanised steel.





*

The Finish Flex program allows, upon request, the customization of fixtures or accessories with non-standard finishes selected from the Linea Light Group finishes catalogue. A solution that adapts to the project, ensuring the highest level of aesthetic consistency.

Cylindrical poles in galvanised steel

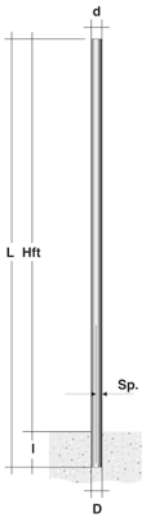



3 mm thick



4 mm thick

		L mm	Hft mm	I mm	D mm	d mm	Kg	Handhole mm
ZN	**98163**	5500	5000	500	102	102	44	38x132
AT	**C-F700018**	5500	5000	500	102	102	44	38x132
ZN	**98164**	7000	6000	1000	102	102	64	45x186
AT	**C-F700019**	7000	6000	1000	102	102	64	45x186

NOTE: Consider the total cable length of Periskop_RM according to the installation height and the location of the connection point, in order to ensure correct connection of the luminaire.

Cover for pole handhole.



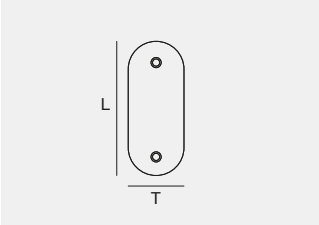

		L mm	T mm	Kg
AT	**98192**	132	38	0,09
AT	**98194**	186	45	0,15

Terminal block for handhole (2 poli - 10 A)



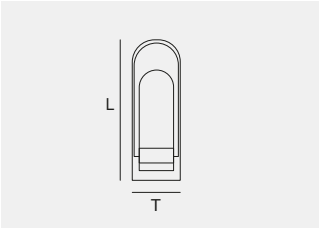

		L mm	T mm
PVC	**98193**	132	38
PVC	**98195**	186	45

Finishes

ZN Galvanised Steel
AT Text anthracite grey R7016

PERISKOP



COMPLETE IN EVERY DETAIL

Periskop is a family of outdoor floodlights featuring an essential design and a distinctive square profile, conceived to ensure maximum design continuity across five sizes and different power outputs. The upgraded optical system offers a wide range of light distributions—Hyper Spot, Ultra Spot, Spot, Flood, Medium Flood, Medium Wide Flood, Wide Flood and Elliptic—ensuring precise light control for every application. The availability of anti-glare accessories further reduces glare, enhancing visual comfort. Die-cast aluminium body with powder-coated finish, transparent tempered glass front and black silk-screened border. Available in White, Black, Grey, Dark Brown and Green finishes.



Periskop45
☐ 46 mm

Power:
from 4W DC to 6W DC
Lumens delivered:
from 390 to 517



Periskop60
☐ 60 mm

Power:
from 7,5W AC to 8,7W AC
Lumens delivered:
from 461 to 696



Periskop80
☐ 81 mm

Power:
from 3W AC to 11,5W AC
Lumens delivered:
from 98 to 1045



Periskop110
☐ 112 mm

Power:
from 11W AC to 21W AC
Lumens delivered:
from 387 to 2154



Periskop160
☐ 158 mm

Power:
from 22W AC to 48W AC
Lumens delivered:
from 946 to 5615

OPTICS RANGE



HS (1°÷ 3°)
Hyper Spot



US (4°÷ 6°)
Ultra Spot



SP/08/10/15
(10°÷19°) Spot



FL/20/30 (20°÷29°)
Flood



ML (30°÷ 39°)
Medium Flood



MW/45 (40°÷ 49°)
Medium Wide Flood



WF/60 (50°÷ 70°)
Wide Flood

Vertical Elliptical

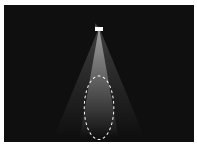

0H (40°÷49°)x(<20°)
Elliptic M.W. Flood

1H (40°÷49°)x(20°÷40°)
Elliptic M.W. Flood

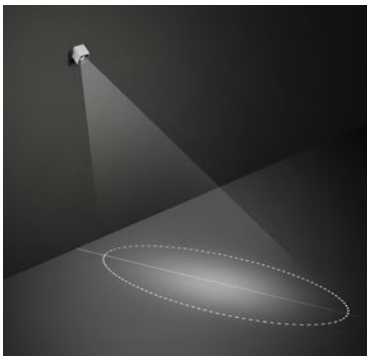



Distribution of the Elliptical optic: **Vertical**

Horizontal Elliptical

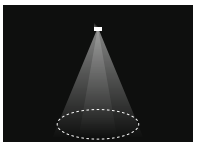

1S (10°÷19°)x(20°÷40°)
Elliptic Spot

EF (20°÷29°)x(41°÷60°)
Elliptic Flood

EM (30°÷39°)x(41°÷60°)
Elliptic M. Flood

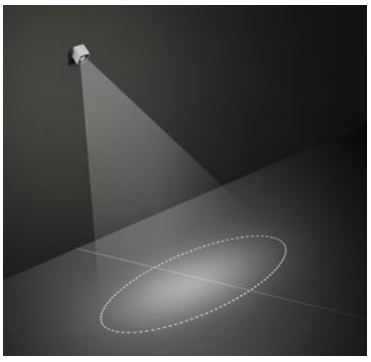



Distribution of the Elliptical optic: **Horizontal**

COLOR TEMPERATURE



2200K | 2700K | 3000K | 4000K | RGBW | Dynamic White 2200K-5000K
Non standard color temperature

FINISHES



Text White R9003 | Text brilliant grey R9006 | Text Black R9005 | Dark Brown | Text Mattefield Green R6031


1


2


3


4



1 **HD8 Hotel /** Milan (Italy) / *Project:* arch. Marco Guido Savorelli, arch. Daniela Bernabei - Sa Architecture / *Photography:* Marco Reggi **2** **De Montel Terme Milan /** Milan (Italy) / *Project:* Studio Marzorati / *Lighting design:* Voltaire Lighting Design / *Photography:* Marco Reggi **3** **Chiesa Sant'Ambrogio Olona /** Varese (Italy) / *Project:* Studio Switch / *Photography:* Marco Reggi **4** **Hotel Mama Shelter /** Rennes (France) / *Project:* Mama Shelter Hotel / *Lighting design:* Distylight / *Architectural project:* DTACC / *Photography:* Cyril Folliot **5** **Corinthia Grand Hotel du Boulevard /** Bucharest (Romania) / *Lighting design:* Visual Energy / *Distributor:* LuceDomotica

Periskop45 | powerLED



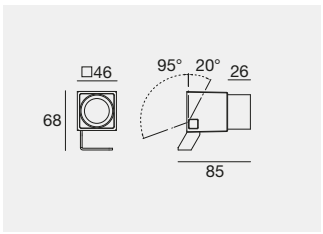

C.C. IK05 IP66

	Cct	lm S - lm D	Opt
500 mA - 6 W DC			
WH **81788**	**M**	650 - 480	**08** (11°)
BB **81789**	**W**	650 - 480	
GG **81790**	**N**	701 - 517	
DB **81791**			
GR **77605**			

Electronics: **BO** (pag 502) | Accessories: (pag 502-503)

Periskop45 | powerLED



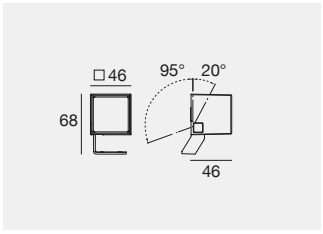

C.C. IK05 IP66

	Cct	lm S - lm D	Opt
500 mA - 6 W DC			
WH **90519**	**M**	650 - 390	**15** (14°)
BB **90520**	**W**	650 - 390	**30** (28°)
GG **90521**	**N**	701 - 421	**60** (50°)
DB **90522**			
GR **77604**			

Electronics: **BO** (pag 502) | Accessories: (pag 502-503)

Periskop45 RGBW | powerLED



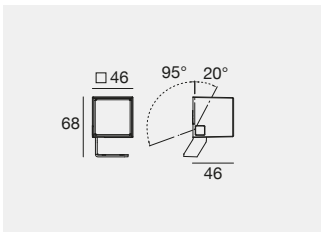

C.C. IK05 IP66 NEW

	Fin	Cct		Opt
350 mA - 4 W DC				
C01747	WH	**V**	RGBW (3000 K)	**SP** (19°)
	BB	**Q**	RGBW (4000 K)	**ML** (30°)
	GG			**WF** (55°)
	DB			
	GR			

Electronics: **CD** (pag 502) | Accessories: (pag 502-503)

Periskop60 | powerLED



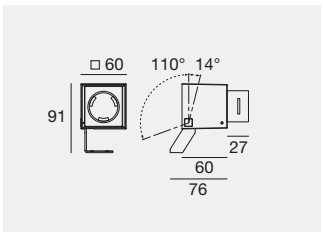

IK08 IP66 ID

	Cct	lm S - lm D	Opt
220-240 V AC - 6 W DC - 7,5 W AC			
WH **84237**	**M**	650 - 461	**10** (11°)
BB **84238**	**W**	650 - 461	
GG **84239**	**N**	701 - 499	
DB **84240**			
GR **77608**			

Accessories: (pag 502-503)

Periskop60 | powerLED



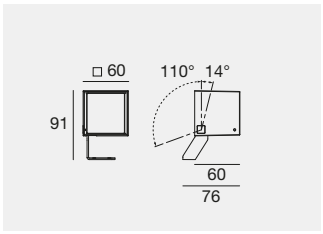

IK05 IP66 ID

	Cct	lm S - lm D	Opt
220-240 V AC - 6,7 W DC - 8,7 W AC			
WH **84233**	**M**	849 - 632	**15** (16°)
BB **84234**	**W**	886 - 660	**30** (32°)
GG **84235**	**N**	935 - 696	**45** (40°)
DB **84236**			
GR **77607**			

Accessories: (pag 502-503)

ID
Driver
on board

1 **2** **Museo Tuscolano Scuderie Aldobrandini /** Frascati (Roma) / *Director of the Museo Tuscolano:* Alfredo Moraci / *Photography:* Matteo Canestraro **3** **4** **HD8 Hotel /** Milan (Italy) / *Project:* arch. Marco Guido Savorelli, arch. Daniel Bernabei - Sa Architecture / *Photography:* Marco Reggi


1


2


3


4

Periskop80 | V2 | powerLED



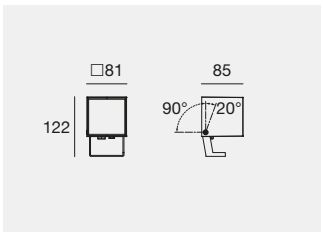

	Fin	Cct	lm S - lm D	Opt
630 mA - 2 W DC				
C00778	**WH**	**A**	128 - 114	**HS** (1°÷ 3°)
	BB	**M**	174 - 151	
	GG	**W**	186 - 162	
	DB	**N**	198 - 170	
	GR			

Electronics: **BD** (pag 502) | Accessories: (pag 502-503)

	Fin	Cct	lm S - lm D	Opt
220-240 V AC - 2 W DC - 3 W AC				
C00777	**WH**	**A**	128 - 114	**HS** (1°÷ 3°)
	BB	**M**	174 - 151	
	GG	**W**	186 - 162	
	DB	**N**	198 - 170	
	GR			

Accessories: (pag 502-503)

	Fin	Cct	lm S - lm D	Opt
220-240 V AC - 1,5 W DC - 2,5 W AC				
C01732	**WH**	**A**	111 - 98	**HS** (1°÷ 3°)
	BB	**M**	150 - 129	
	GG	**W**	160 - 139	
	DB	**N**	171 - 147	
	GR			

Accessories: (pag 502-503)

Periskop80 | V2 | powerLED



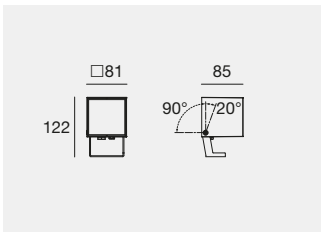

	Fin	Cct	lm S - lm D	Opt
630 mA - 8 W DC				
C00780	**WH**	**A**	512 - 369	**US** (5°)
	BB	**M**	696 - 497	
	GG	**W**	744 - 533	
	DB	**N**	792 - 566	
	GR			

Electronics: **BU** (pag 502) | Accessories: (pag 502-503)

	Fin	Cct	lm S - lm D	Opt
220-240 V AC - 8,4 W DC - 11,5 W AC				
C00779	**WH**	**A**	580 - 419	**US** (5°)
	BB	**M**	784 - 559	
	GG	**W**	840 - 599	
	DB	**N**	892 - 636	
	GR			

Accessories: (pag 502-503)

	Fin	Cct	lm S - lm D	Opt
220-240 V AC - 6 W DC - 7,5 W AC				
C01733	**WH**	**A**	444 - 361	**US** (5°)
	BB	**M**	600 - 481	
	GG	**W**	640 - 515	
	DB	**N**	684 - 547	
	GR			

Accessories: (pag 502-503)

Periskop80 | V2 | arrayLED



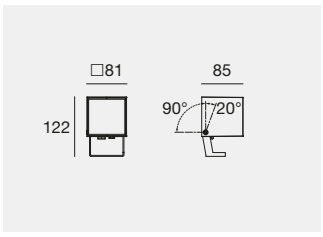

	Fin	Cct	lm S - lm D	Opt
500 mA - 9,5 W DC				
C00489	**WH**	**A**	1142 - 865	**SP** (15°)
	BB	**M**	1288 - 975	**ML** (38°)
	GG	**W**	1344 - 1017	**WF** (50°)
	DB	**N**	1380 - 1045	**1S** (15°x 40°)
	GR			**EM** (33°x 43°)
				0H (40°x 15°)
				1H (43°x 33°)

HONEYCOMB

	Fin	Cct	lm S - lm D	Opt
C00490 HC	**WH**	**A**	1142 - 621	**SP** (14°)
	BB	**M**	1288 - 700	**ML** (33°)
	GG	**W**	1344 - 730	**MW** (44°)
	DB	**N**	1380 - 750	
	GR			

Electronics: **IA** (pag 502) | Accessories: (pag 502-503)

DW Dynamic White 4 W available on request

Periskop80 | V2 | arrayLED



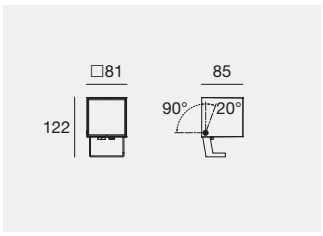

	Fin	Cct	lm S - lm D	Opt
220-240 V AC - 9,5 W DC - 11,5 W AC				
C00487	**WH**	**A**	1142 - 865	**SP** (15°)
	BB	**M**	1288 - 975	**ML** (38°)
DALI2	**GG**	**W**	1344 - 1017	**WF** (50°)
C01734	**DB**	**N**	1380 - 1045	**1S** (15°x 40°)
	GR			**EM** (33°x 43°)
				0H (40°x 15°)
				1H (43°x 33°)

HONEYCOMB

	Fin	Cct	lm S - lm D	Opt
C00488 HC	**WH**	**A**	1142 - 621	**SP** (14°)
	BB	**M**	1288 - 700	**ML** (33°)
DALI2	**GG**	**W**	1344 - 730	**MW** (44°)
C01735 HC	**DB**	**N**	1380 - 750	
	GR			

Accessories: (pag 502-503)

Periskop80 RGBW | V2 | arrayLED



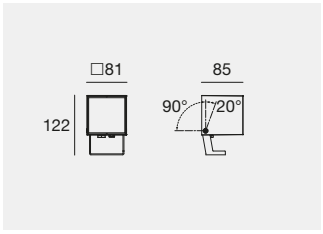

	Fin	Cct		Opt
600 mA - 8 W DC				
C00781	**WH**	**V**	RGBW (3000 K)	**US** (5°)
	BB	**Q**	RGBW (4000 K)	**SP** (15°)
	GG			**MW** (44°)
	DB			
	GR			

Electronics: **CF** (pag 502) | Accessories: (pag 502-503)

Finishes

WH Text white R9003 | GG Text brilliant grey R9006 | DB Dark brown
BB Text black R9005 | GR Text mattefield green R6031

Cct

A 2200 **W** 3000 **V** RGBW 3000
M 2700 **N** 4000 **Q** RGBW 4000

Accessories

HC Honeycomb

Periskop110 | V2 | powerLED



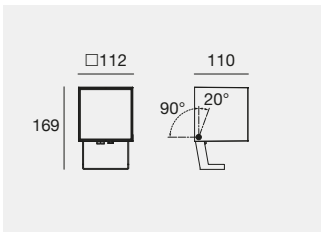

IK08 IP66 MARINE GRADE *

	Fin	Cct	lm S - lm D	Opt
220-240 V AC - 8,4 W DC - 11 W AC				
C00817	**WH**	**A**	580 - 387	**HS** (3°)
DALI2 *	**BB**	**M**	784 - 515	
C00818	**GG**	**W**	840 - 552	
	DB	**N**	892 - 586	
	GR			

Accessories: (pag 502-503)

EL * The driver contained in the device complies with IEC 61347-2-13 annex J, and can therefore be powered by centralized power supply systems.

Periskop110 | V2 | powerLED



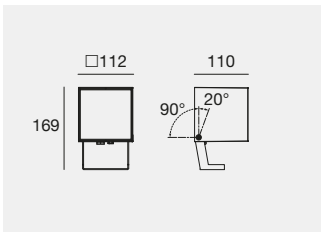

IK08 IP66 MARINE GRADE

	Fin	Cct	lm S - lm D	Opt
220-240 V AC - 18 W DC - 21 W AC				
C00819	**WH**	**A**	1305 - 892	**US** (5°)
DALI2	**BB**	**M**	1764 - 1188	
C00820	**GG**	**W**	1890 - 1273	
	DB	**N**	2007 - 1352	
	GR			

Accessories: (pag 502-503)

Periskop110 | V2 | arrayLED



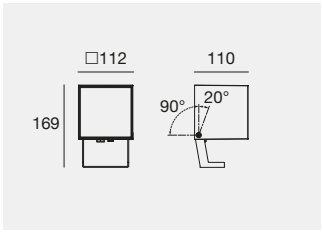

IK08 IP66 MARINE GRADE

	Fin	Cct	lm S - lm D	Opt
220-240 V AC - 18 W DC - 21 W AC				
C00812	**WH**	**A**	2492 - 1777	**SP** (15°)
DALI2	**BB**	**M**	2824 - 2014	**ML** (37°)
C00814	**GG**	**W**	2943 - 2100	**WF** (52°)
	DB	**N**	3021 - 2154	**1S** (15°x 40°)
	GR			**EM** (33°x 43°)
				0H (40°x 15°)
				1H (43°x 33°)

HONEYCOMB

C00813 HC	**WH**	**A**	2492 - 1305	**SP** (15°)
DALI2	**BB**	**M**	2824 - 1480	**ML** (33°)
C00815 HC	**GG**	**W**	2943 - 1542	**MW** (46°)
	DB	**N**	3021 - 1583	
	GR			

Accessories: (pag 502-503)

DW Dynamic White 15 W available on request - Driver not included

Periskop110 RGBW | V2 | arrayLED



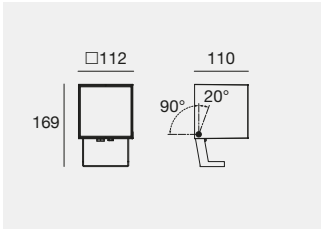

C.C. IK08 IP66 MARINE GRADE RGBW

	Fin	Cct	lm S - lm D	Opt
500 mA - 18 W DC				
C00816	**WH**	**V**	RGBW (3000 K)	**FL** (20°÷ 29°)
	BB			**ML** (30°÷ 39°)
	GG			**WF** (50°÷ 70°)
	DB			
	GR			

Electronics: **CT** (pag 502) | Accessories: (pag 502-503)

Periskop160 | powerLED



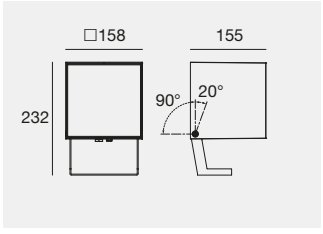

IK08 IP66 MARINE GRADE

	Fin	Cct	lm S - lm D	Opt
220-240 V AC - 19 W DC - 22 W AC				
C00874	**WH**	**A**	1305 - 946	**HS** (3°)
DALI2	**BB**	**M**	1764 - 1260	
C00875	**GG**	**W**	1890 - 1350	
	DB	**N**	2007 - 1434	
	GR			

Accessories: (pag 502-503)

Periskop160 | V2 | powerLED



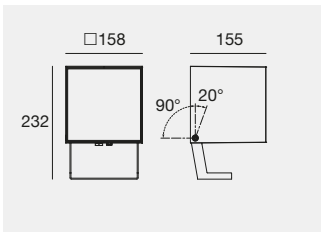

IK08 IP66

	Fin	Cct	lm S - lm D	Opt
220-240 V AC - 34 W DC - 38 W AC				
C00876	**WH**	**A**	2320 - 1528	**US** (5°)
DALI2	**BB**	**M**	3136 - 2034	
C00877	**GG**	**W**	3360 - 2180	
	DB	**N**	3568 - 2315	
	GR			

Accessories: (pag 502-503)

Periskop160 | V2 | arrayLED



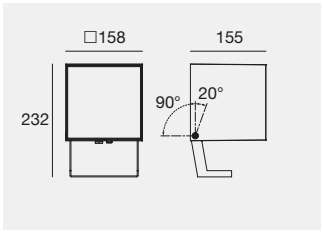

IK08 IP66 NEW

	Fin	Cct	lm S - lm D	Opt
220-240 V AC - 30,5 W DC - 33 W AC				
C01352	**WH**	**A**	4491 - 3155	**FL** (23°)
DALI2	**BB**	**M**	5100 - 3589	**ML** (38°)
C01353	**GG**	**W**	5319 - 3738	**WF** (55°)
	DB	**N**	5455 - 3835	**EF** (23°x 42°)
	GR			**1H** (42°x 23°)

HONEYCOMB

C01354 HC	**WH**	**A**	4491 - 2342	**FL** (22°)
DALI2	**BB**	**M**	5100 - 2664	**ML** (34°)
C01355 HC	**GG**	**W**	5319 - 2775	**MW** (47°)
	DB	**N**	5455 - 2847	
	GR			

Accessories: (pag 502-503)

DW Dynamic White 25 W available on request

Periskop160 | V2 | arrayLED



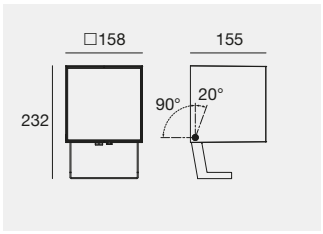

IK08 IP66

	Fin	Cct	lm S - lm D	Opt
220-240 V AC - 44 W DC - 48 W AC				
C00857	**WH**	**A**	6572 - 4619	**FL** (23°)
DALI2	**BB**	**M**	7463 - 5248	**ML** (38°)
C00859	**GG**	**W**	7783 - 5467	**WF** (55°)
	DB	**N**	7982 - 5615	**EF** (23°x 42°)
	GR			**1H** (42°x 23°)

HONEYCOMB

C00858 HC	**WH**	**A**	6572 - 3428	**FL** (22°)
DALI2	**BB**	**M**	7463 - 3896	**ML** (34°)
C00860 HC	**GG**	**W**	7783 - 4059	**MW** (47°)
	DB	**N**	7982 - 4168	
	GR			

Accessories: (pag 502-503)

DW Dynamic White 25 W available on request

Periskop160 RGBW | arrayLED



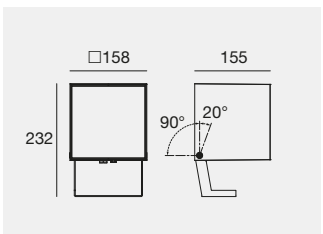

IK08 IP66 DMX RDM

	Cct	Opt
220-240 V AC - 37 W DC - 40 W AC		
WH **81784**	**V** RGBW (3000 K)	**20** (20°)
BB **81785**		**30** (27°)
GG **81786**		**60** (51°)
DB **81787**		
GR **77618**		

Electronics: **AM4** (pag 502) | Accessories: (pag 502-503)



RGBW
Connector

Finishes

WH Text white R9003 GG Text brilliant grey R9006 DB Dark brown
BB Text black R9005 GR Text mattefield green R6031

Cct

A 2200 **W** 3000 **V** RGBW 3000 HC Honeycomb
M 2700 **N** 4000

Accessories

Electronics

AM4 | 220 V | DMX/RDM

DMX	C-E700026	98986	98985/99390
Controllers Pag. 1007	DMX/RDM addresser	120 Ohm DMX line closure	Splitter ALLinONE Start & Continuity Pag. 1016

BO | 500 mA | 6 W DC

C-E200007	99185	C-E200003
ON/OFF 1 art. 135 x 26 x h 26 35	ON/OFF 2 - 3 art. 117 x 92 x h 38	DALI/PUSH 1 - 3 art. 125 x 45 x h 30 55

CD | 350 mA | 4 W DC

C-E700003+C-W600001	C-E500024	DMX	Driver CV	Switching
Dimmer RF 1 - 12 art. 175 x 45 x h 27 52	Dimmer DMX 6 - 12 art. 107 x 96 x h 39	Controllers Pag. 1007	CV 48V Pag. 994	CV 48V Pag. 987-988

CT | 500 mA | 18 W DC

C-E700003+C-W600001	C-E500024	DMX	Driver CV	Switching
Dimmer RF 2 - 4 art. 175 x 45 x h 27 52	Dimmer DMX 2 - 4 art. 107 x 96 x h 39	Controllers Pag. 1007	CV 48V Pag. 994	CV 48V Pag. 987-988

BD | 630 mA | 2 W DC

89420	C-E200008	99186	C-E200002
ON/OFF 1 - 2 art. 74 x 65 x h 27	ON/OFF 3 - 6 art. 135 x 26 x h 26 35	ON/OFF 6 - 12 art. 117 x 92 x h 38	DALI/PUSH 2 - 12 art. 125 x 45 x h 30 55

BU | 630 mA | 8 W DC

C-E200008	99186	C-E200002
ON/OFF 1 art. 135 x 26 x h 26 35	ON/OFF 2 - 3 art. 117 x 92 x h 38	DALI/PUSH 1 - 3 art. 125 x 45 x h 30 55

CF | 630 mA | 8 W DC

C-E700003+C-W600001	C-E500024	DMX	Driver CV	Switching
Dimmer RF 1 - 12 art. 175 x 45 x h 27 52	Dimmer DMX 6 - 12 art. 107 x 96 x h 39	Controllers Pag. 1007	CV 48V Pag. 994	CV 48V Pag. 987-988

IA | 500 mA | 9,5 W DC

C-E200007	99185	C-E200003
ON/OFF 1 art. 135 x 26 x h 26 35	ON/OFF 1 - 2 art. 117 x 92 x h 38	DALI/PUSH 1 - 2 art. 125 x 45 x h 30 55

Cables & accessories

AllinOne DMX 190-250V AC | Extension cables



BB **98662** M. / F. 6 pin (L 1m)
BB **98663** M. / F. 6 pin (L 5m)

suitable for: Periskop RGBW 40W



98986 ALLinONE splitter power/DMX_DMX line closure adapter

Pag. 1016



98985 ALLinONE splitter power/DMX_Start splitter

Pag. 1016



99390 ALLinONE splitter power/DMX_Continuity splitter

Pag. 1016



New finish Green (RAL 6031)

Finishes

BB Text black R9005

Accessories



BB **83245** Anti-glare screen
suitable for: Periskop60 (not for optic 10)

BB **C-U300023** Anti-glare screen
suitable for: Periskop80

BB **C-U300024** Anti-glare screen
suitable for: Periskop110

BB **C-U300025** Anti-glare screen
suitable for: Periskop160



BB **C-U300026** Anti-glare pipe
suitable for: Periskop80

BB **C-U300027** Anti-glare pipe
suitable for: Periskop110

BB **C-U300028** Anti-glare pipe
suitable for: Periskop160



BB **C-U300032** Flaps

suitable for: Periskop160



TR **C-U300033** Elliptical filter

suitable for: Periskop160
To be used with the Flaps accessory, code **C-U300032**

IS **98624** Steel peg Ø10x160 mm
IS **C-F500002** Steel peg Ø10x700 mm
IS **C-F500003** Steel peg Ø10x1000 mm
suitable for: Periskop45 - Periskop60



IS **98550** Peg L152 mm
suitable for: Periskop45



PLC **89371** Peg L204 mm
suitable for: Periskop60



PLC **98549** Peg L204 mm
suitable for: Periskop80 - Periskop110 - Periskop160



BB **99802** Tree belt
suitable for: Periskop80 - Periskop110 - Periskop160

ACCESSORIES ANTI-GLARE

Anti-glare accessories are conceived to reduce light glare. These accessories are made of black painted aluminium.



Finishes

BB Text black R9005
IS Brushed steel
TR Transparent
PLC Polycarbonate

SHAKER

Aluminium body.
Extra-clear tempered glass diffuser.



Private House
Madrid (Spain)

Lighting Designer:
Oscar Abril Revuelta

Photography:
Marek Jarosz

Shaker | powerLED



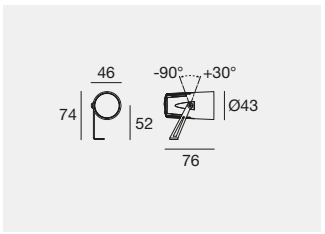

IK10 IP66 ID

	Cct	lm S - lm D	Opt
220-240 V AC - 2 W DC - 3 W AC			
WH **84241**	**A**	176 - 133	**15** (15°)
BB **84242**	**M**	233 - 176	**30** (30°)
GG **84243**	**W**	249 - 189	**60** (60°)
DB **84244**	**N**	266 - 202	
GR **77611**			

Accessories: (pag 506)

Shaker | arrayLED



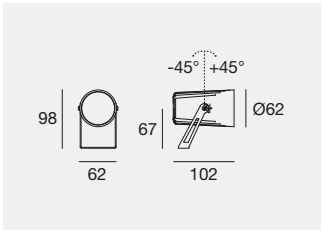

IK07 IP66

	Fin	Cct	lm S - lm D	Opt
220-240 V AC - 6,3 W DC - 8 W AC				
C00709	WH	**A**	715 - 533	**SP** (14°)
	BB	**M**	849 - 632	**ML** (31°)
	GG	**W**	886 - 660	**MW** (43°)
	DB	**N**	935 - 696	
	GR			
				HONEYCOMB
C00710 HC	WH	**A**	715 - 317	**SP** (14°)
	BB	**M**	849 - 376	**ML** (31°)
	GG	**W**	886 - 392	
	DB	**N**	935 - 414	
	GR			

Accessories: (pag 506)

IK07 IP66

	Fin	Cct	lm S - lm D	Opt
630 mA - 6 W DC				
C00711	WH	**A**	715 - 533	**SP** (14°)
	BB	**M**	849 - 632	**ML** (31°)
	GG	**W**	886 - 660	**MW** (43°)
	DB	**N**	935 - 696	
	GR			
				HONEYCOMB
C00712 HC	WH	**A**	715 - 317	**SP** (14°)
	BB	**M**	849 - 376	**ML** (31°)
	GG	**W**	886 - 392	
	DB	**N**	935 - 414	
	GR			

Electronics: **BV** (pag 506) | Accessories: (pag 506)

Shaker | arrayLED



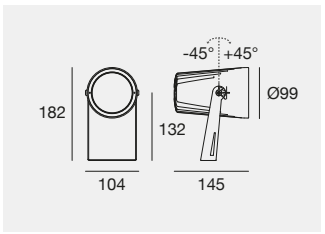

IK10 IP66 NEW

	Fin	Cct	lm S - lm D	Opt
220-240 V AC - 14 W DC - 16 W AC				
C01550	WH	**A**	2045 - 1519	**SP** (14°)
	BB	**M**	2317 - 1723	**ML** (32°)
	GG	**W**	2415 - 1795	**MW** (45°)
	DB	**N**	2479 - 1843	
	GR			

Shaker | arrayLED-Direct



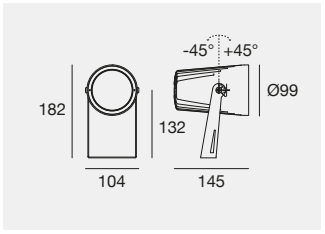

IK10 IP66 **LED-DIRECT**

	Cct	lm S - lm D	Opt
220-240 V AC - 11,5 W AC			
WH **76182**	**W**	1267 - 827	**15** (12°)
BB **76183**	**N**	1316 - 860	**30** (29°)
GG **76184**			**50** (43°)
DB **76185**			
GR **77612**			

Accessories: (pag 506)

Finishes

WH Text white R9003 GG Text brilliant grey R9006 DB Dark brown
BB Text black R9005 GR Text mattefield green R6031

Cct

A 2200 **W** 3000
M 2700 **N** 4000

Accessories

HC Honeycomb

DESIGNING OUTDOOR SPACES WITHOUT LIMITS AND CONSTRAINTS

A versatile and technological outdoor projector with IP66 protection rating. The fixture is made from epoxy powder-coated die-cast aluminium in the finishes: white, black, grey, dark brown, green. Shaker is designed for wall, ceiling and ground applications with the relative stake accessory.



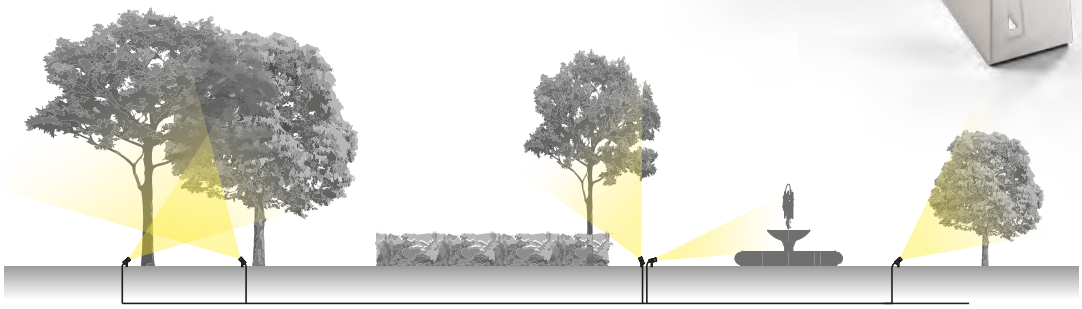

220-240 V

Electronics

BV | 630 mA | 6 W DC

C-E200008	99186	C-E200002
ON/OFF	ON/OFF	DALI/PUSH
1 - 2 art.	2 - 4 art.	1 - 4 art.
135 x 26 x h 26	117 x 92 x h 38	125 x 45 x h 30
35		55

Accessories



IS **98669** Steel peg L 101 mm
suitable for: Shaker Ø43 mm



PLC **89371** Peg L204 mm
suitable for: Shaker Ø62 mm / Shaker Ø99 mm

IS **98624** Steel peg Ø10x160 mm
IS **C-F500002** Steel peg Ø10x700 mm
IS **C-F500003** Steel peg Ø10x1000 mm
suitable for: Shaker Ø43 mm / Shaker Ø62 mm



BB **83246** Anti-glare Ø49x40 mm
suitable for: Shaker Ø43 mm



BB **C-U300018** Anti-glare Ø70x50 mm
suitable for: Shaker Ø62 mm



BB **99819** Anti-glare Ø106x75 mm
suitable for: Shaker Ø99 mm

Finishes

BB Text black R9005 PLC Polycarbonate
IS Brushed steel





IRIS67

Iris67 | arrayLED | 630 mA | 6 W DC



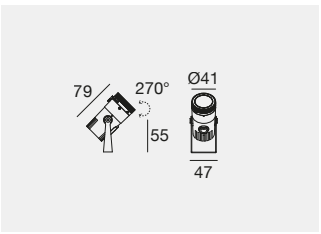

	Cct	lm S - lm D	Opt
WH 84537	M	751 - On req	85 (15°-45°)
BB 84538	W	783 - On req	
GG 84539	N	826 - On req	

Electronics: **BI** (pag 510) | Accessories: (pag 510)

Iris67 | arrayLED | 350 mA | 13 W DC



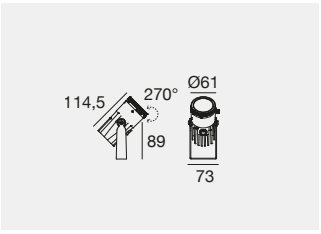

	Cct	lm S - lm D	Opt
WH 84540	M	2052 - On req	85 (15°- 62°)
BB 84541	W	2139 - On req	
GG 84542	N	2196 - On req	

Electronics: **BG** (pag 510) | Accessories: (pag 510)

Iris67 | arrayLED | 630 mA | 22 W DC



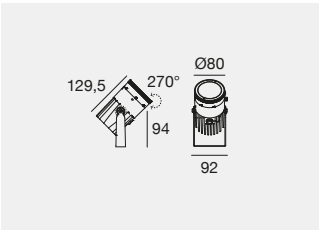

	Cct	lm S - lm D	Opt
WH 84543	M	3378 - On req	85 (16°- 52°)
BB 84544	W	3593 - On req	
GG 84545	N	3610 - On req	

Electronics: **BR** (pag 510) | Accessories: (pag 510)

Iris67 | arrayLED | 840 mA | 30 W DC



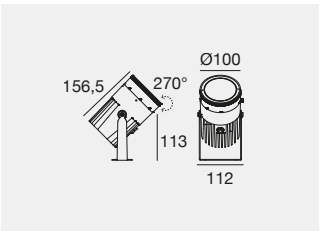

	Cct	lm S - lm D	Opt
WH 84546	M	4637 - On req	85 (15°- 56°)
BB 84547	W	4829 - On req	
GG 84548	N	4955 - On req	

Electronics: **BT** (pag 510) | Accessories: (pag 510)



Aluminium body.

Adjustable Focus Optics (85)

Iris67 allows the beam to be adapted to the targeting requirements in outdoor environments. The adjustable ring nut makes it possible to calibrate the beam width, which varies according to the model chosen, making targeting easy and accurate. The simplified focus clamping system allows for a beam width that exactly matches the gradient marked along the bezel.

Finishes

WH Text white R9003 GG Text brilliant grey R9006
BB Text black R9005

Cct

M 2700 **N** 4000
W 3000

Electronics

BI | 630 mA | 5,5/6 W DC

C-E200008
ON/OFF
1 - 2 art.
135 x 26 x h 26
35

99186
ON/OFF
2 - 4 art.
117 x 92 x h 38

C-E200002
DALI/PUSH
1 - 4 art.
125 x 45 x h 30
55

BG | 350 mA | 12/13 W DC

C-E200006
ON/OFF
1 art.
135 x 26 x h 26
35

C-E200004
DALI/PUSH
1 art.
125 x 45 x h 30
55

BR | 630 mA | 22/24 W DC

99186
ON/OFF
1 art.
117 x 92 x h 38

C-E200002
DALI/PUSH
1 art.
125 x 45 x h 30
55

BT | 840 mA | 30 W DC

99269
ON/OFF
1 art.
117 x 92 x h 38

Accessories

IS **84890** Steel peg Ø17x250 mm
IS **98112** Steel peg Ø17x700 mm
IS **C-F500001** Steel peg Ø17x1000 mm
suitable for: Iris67



Krujë castle
Rruga Kala, Krujë (Albania)

Lighting Designer:
Fulvio Baldeschi

Photography:
Pietro Savorelli

CLIVO

Brass or AISI 316L
stainless steel body.



Brushed brass



Text white | Text black | Brushed nickel | Dark Brown | Brushed steel | Text mattefield green

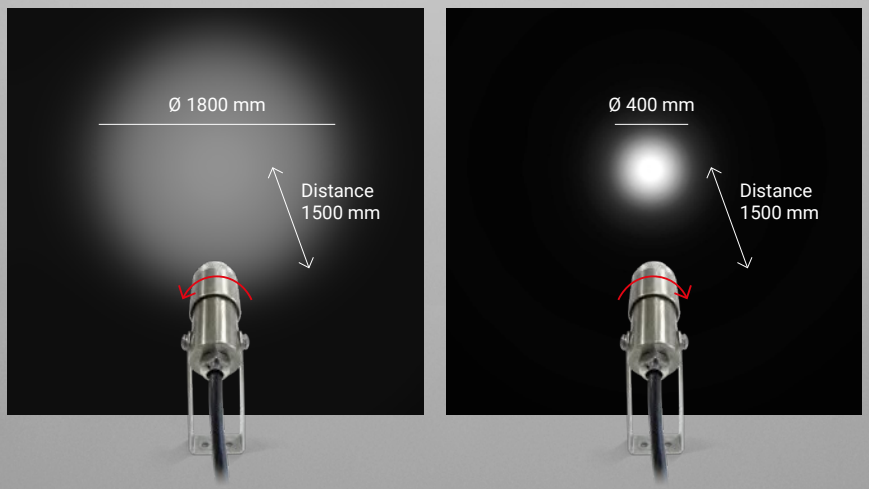

By turning the built-in ring nut, it is possible to adjust the width of the light beam, from a 10° angle up to a 66° angle.

Clivo | powerLED | 220-240 V AC | 1,6 W DC - 3 W AC



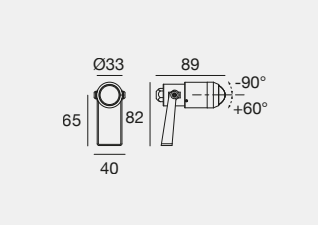

	Cct	Im S - Im D	Opt
WH 83571	M	233 - On req	85 (10°-66°)
BB 83572	W	249 - On req	
NK 83574	N	266 - On req	
DB 83573			
BS 83576			
IS 83577			
GR 77615			

Steel version (IS): body made of AISI 316 L steel

Clivo | powerLED | 630 mA | 2 W DC



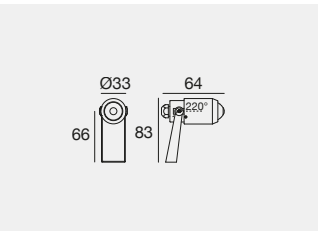

	Cct	Im S - Im D	Opt
WH 84561	M	233 - On req	85 (10°- 66°)
BB 84562	W	249 - On req	
NK 97071	N	266 - On req	
DB 84563			
BS 81473			
IS 97073			
GR 77613			

Steel version (IS): body made of AISI 316 L steel
Electronics: **BD** (pag 513) | Accessories: (pag 513)

Clivo_SL | powerLED | 350 mA | 4 W DC



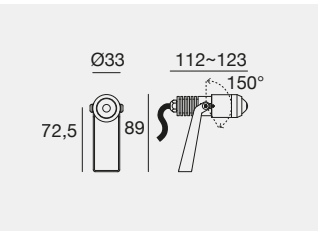

	Cct	Im S - Im D	Opt
WH 84564	M	482 - On req	85 (10°- 66°)
BB 84565	W	482 - On req	
NK 90403	N	520 - On req	
DB 84566			
BS 81474			
GR 77614			

Electronics: **BE** (pag 513) | Accessories: (pag 513)

MARINE GRADE Check Marine Grade luminaires at linealight.com

ID Driver on board

Accessories

IS **84890** Steel peg Ø17x250 mm
IS **98112** Steel peg Ø17x700 mm
IS **C-F500001** Steel peg Ø17x1000 mm
suitable for: Clivo / Clivo_SL



BB **98513** Anti-glare
suitable for: Clivo

Electronics

BD | 630 mA | 2 W DC

89420	C-E200008	99186	C-E200002
ON/OFF	ON/OFF	ON/OFF	DALI/PUSH
1 - 2 art.	3 - 6 art.	6 - 12 art.	2 - 12 art.
74 x 65 x h 27	135 x 26 x h 26	117 x 92 x h 38	125 x 45 x h 30
	35		55

BE | 350 mA | 4 W DC

89421	C-E200006	C-E200004
ON/OFF	ON/OFF	DALI/PUSH
1 art.	2 - 3 art.	1 - 3 art.
74 x 65 x h 27	135 x 26 x h 26	125 x 45 x h 30
	35	55

Finishes
WH Text white R9003 NK Brushed nickel GR Text mattefield green R6031 IS Brushed steel
BB Text black R9005 DB Dark brown BS Brushed brass

Cct
M 2700 N 4000
W 3000

CLARK316

AISI 316L stainless steel body.
Extra-clear tempered glass diffuser.



PROJECTOR FULL STEEL: DESIGNED FOR CHALLENGING CONDITIONS

Clark_316 is an outdoor projector/floodlight constructed entirely of AISI 316 stainless steel, which provides reliable performance, even in highly saline environments. Strong and durable, it is ideal for outdoor spaces that are exposed to the elements. It provides effective, long-lasting illumination, helping to enhance outdoor environments.





Clark316
Honeycomb version



Clark316
4,3 W AC - Ø 79



Clark316
13,3 W AC - Ø 112



Clark316
17,5 W AC - Ø 147



Clark316
26,5 W AC - Ø 190

Clark316 | arrayLED



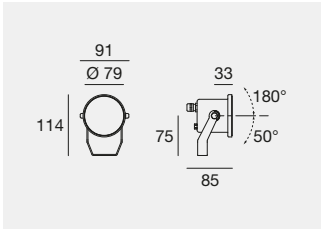

	Fin	Cct	lm S - lm D	Opt
220-240 V AC - 3,2 W DC - 4,3 W AC				
C00140	**SE**	**M**	482 - 365	**SP** (11°)
		W	500 - 379	**ML** (30°)
		N	526 - 398	**MW** (45°)
C00141 HC	**SE**	**M**	482 - 269	**SP** (11°)
		W	500 - 279	**FL** (27°)
		N	526 - 294	**ML** (37°)

Accessories: (pag 517)

	Fin	Cct	lm S - lm D	Opt
C.C. 350 mA - 3,2 W DC				
C00156	**SE**	**M**	482 - 365	**SP** (11°)
		W	500 - 379	**ML** (30°)
		N	526 - 398	**MW** (45°)
C00157 HC	**SE**	**M**	482 - 269	**SP** (11°)
		W	500 - 279	**FL** (27°)
		N	526 - 294	**ML** (37°)

Electronics: **BN** (pag 517) | Accessories: (pag 517)

Clark316 | arrayLED | 220-240 V AC



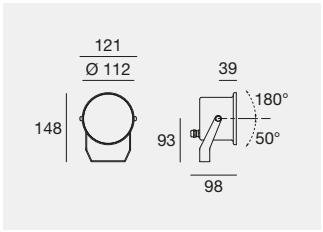

	Fin	Cct	lm S - lm D	Opt
11 W DC - 13,3 W AC				
C00142	**SE**	**M**	1503 - 1153	**SP** (10°)
C00143 HC		**W**	1570 - 1203	**FL** (22°)
		N	1610 - 1238	**ML** (36°)
DALI 9 W DC - 11 W AC				
C00158	**SE**	**M**	1288 - 987	**SP** (10°)
C00159 HC		**W**	1344 - 1029	**FL** (22°)
		N	1380 - 1060	**ML** (36°)

Accessories: (pag 517)

Clark316 | arrayLED | 220-240 V AC



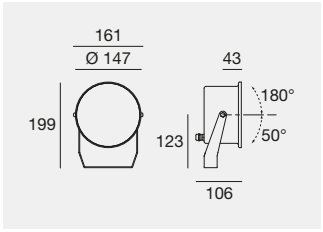

	Fin	Cct	lm S - lm D	Opt
15,5 W DC - 17,5 W AC				
C00154	**SE**	**M**	2641 - 2031	**SP** (16°)
DALI		**W**	2750 - 2152	**ML** (32°)
C00160		**N**	2822 - 2214	**WF** (54°)
C00155 HC	**SE**	**M**	2641 - 1546	**SP** (15°)
DALI		**W**	2750 - 1611	**FL** (29°)
C00161 HC		**N**	2822 - 1655	**MW** (45°)

Accessories: (pag 517)

Clark316 | arrayLED | 220-240 V AC



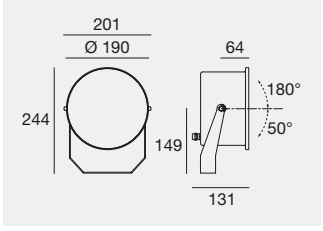

	Fin	Cct	lm S - lm D	Opt
25 W DC - 26,5 W AC				
C00773	**SE**	**M**	3923 - 3035	**SP** (15°)
DALI		**W**	4085 - 3161	**FL** (26°)
C00775		**N**	4192 - 3256	**ML** (34°)
C00774 HC	**SE**	**M**	3923 - 2373	**SP** (14°)
DALI		**W**	4085 - 2463	**FL** (24°)
C00776 HC		**N**	4192 - 2546	**ML** (30°)

Accessories: (pag 517)

* Resistant to temporary immersion.
Not suitable for permanent submerged installation.



Electronics

BN | 350 mA | 3/3,2 W DC

89421	**C-E200006**	**C-E200004**
ON/OFF	ON/OFF	DALI/PUSH
1 - 2 art.	2 - 4 art.	1 - 4 art.
74 x 65 x h 27	135 x 26 x h 26	125 x 45 x h 30
	35	55

Accessories

IS **84890** Steel peg Ø17x250 mm
IS **98112** Steel peg Ø17x700 mm
IS **C-F500001** Steel peg Ø17x1000 mm
suitable for: Clark316



PLC **98549** Peg L204 mm
suitable for: Clark316

Finishes

IS Brushed steel
PLC Polycarbonate

PROLAMP

Body in die-cast aluminium, tempered glass.



Prolamp | powerLED | 220-240 V AC - 59 W DC - 64 W AC



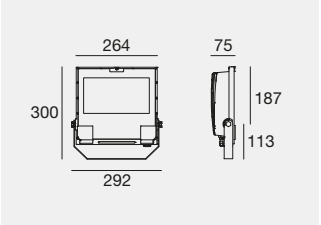

	Cct		Opt	
RGBW - 59 W DC 48V				
BB **81949**	**V**	RGBW (3000 K)	**06**	(12°)
	Q	RGBW (4000 K)	**15**	(20°÷ 29°)
			30	(30°÷ 39°)
			25	(15°x 44°)

In-out cable included

Electronics: **AM8** (pag 521) | Accessories and cables: (pag 521)

Prolamp | V2 | powerLED | 220-240 V AC | 133 W DC - 150 W AC



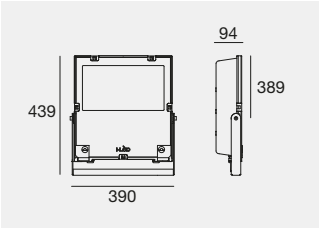

	Fin	Cct	lm S - lm D	Opt	
C00974	BB	**V**	RGBW (3000 K)	**SP**	(12°)
		Q	RGBW (4000 K)	**ES**	(14°x 46°)

In-out cable included

Electronics: **AM4** (pag 521) | Accessories and cables: (pag 521)



Finishes	Cct
BB Text black R9005	**V** RGBW 3000
	Q RGBW 4000

Prolamp | arrayLED | 220-240 V AC | 34 W DC - 37 W AC



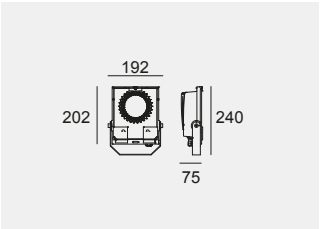

IK08 IP66

	Cct	lm S - lm D	Opt
BB **82270**	**W**	5302 - 3896	**30** (21°)
	N	5441 - 3987	**60** (54°)
DALI			**90** (93°)
BB **82271**			**12** (65°x 89°)
			07 (Asym. Ww)

Accessories: (pag 521)

Prolamp | arrayLED | 220-240 V AC | 65 W DC - 72 W AC



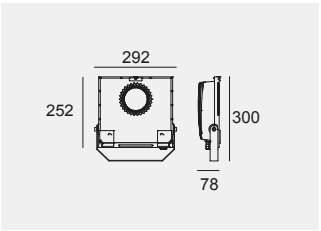

IK08 IP66

	Cct	lm S - lm D	Opt
BB **82272**	**W**	10257 - 7994	**30** (27°)
	N	10519 - 8205	**60** (57°)
DALI			**90** (91°)
BB **82273**			**12** (75°x 80°)
			07 (Asym. Ww)

Accessories: (pag 521)

Prolamp | arrayLED | 220-240 V AC | 90 W DC - 100 W AC



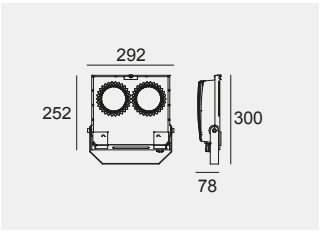

IK08 IP66

	Cct	lm S - lm D	Opt
BB **84068**	**W**	14350 - 12038	**30** (22°)
	N	14880 - 12508	**60** (55°)
DALI			**90** (90°)
BB **84441**			**12** (89°x 95°)
			07 (Asym. Ww)

Accessories: (pag 521)

Prolamp | arrayLED | 220-240 V AC



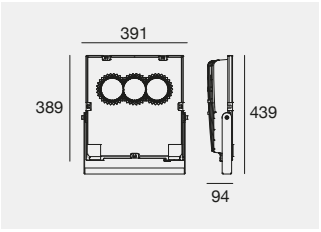

IK08 IP66

	Cct	lm S - lm D	Opt
170 W DC - 180 W AC			
BB **82286**	**W**	25248 - 20221	**30** (22°)
	N	26178 - 20900	**60** (53°)
DALI			**90** (92°)
BB **82287**			**12** (95°x 110°)
			07 (Asym. Ww)
185 W DC - 200 W AC			
BB **84070**	**W**	30771 - 24052	**30** (28°)
	N	31557 - 24557	**60** (61°)
DALI			**90** (90°)
BB **84443**			**12** (97°x 110°)
			07 (Asym. Ww)

Accessories: (pag 521)

Electronics

AM4 | 220 V | DMX/RDM

DMX	C-E700026	98986	98985/99390
Controllers Pag. 1007	DMX/RDM addresser	120 Ohm DMX line closure	Splitter ALLinONE Start & Continuity Pag. 1016

AM8 | 48 V | DMX/RDM

99785	DMX	C-E700026	98986	98985/99390
ON/OFF 240W CV 48V 244 x 71 x h 38 IP81	Controllers Pag. 1007	DMX/RDM addresser	120 Ohm DMX line closure	Splitter ALLinONE Start & Continuity Pag. 1016

Cables

AllinOne DMX cable 190-250V AC | Cables



BB **98660** F. 6 pin (L 1m)
BB **98661** F. 6 pin (L 5m)

suitable for: Prolamp RGBW 64W - 150W AC



PVC **99390** ALLinONE splitter power/DMX_Continuity splitter
PVC **98985** ALLinONE splitter power/DMX_Start splitter

Pag. 1016

AllinOne DMX 190-250V AC | Extension cables



BB **98662** M. / F. 6 pin (L 1m)
BB **98663** M. / F. 6 pin (L 5m)

suitable for: Prolamp RGBW 64W - 150W AC



BB **98986** ALLinONE splitter power/DMX_DMX line closure adapter

Pag. 1016

Accessories



On request Directional flaps - shaper

suitable for: Prolamp RGBW 64W - 150W AC



Prolamp optic 30 - 60 - 90



Prolamp optic 07



Prolamp optic 12

Finishes

BB Text black R9005



WALL & CEILING

Private home
Madrid (Spain)

Lighting Designer:
Oscar Abril Revuelta

Photography:
Marek Jarosz



Wall & Ceiling range index

Vedette

Vedette_R
NEW

530-537

Cubit

Cubit

542-546

Cubit Pro
NEW

542-547

Skin_W

Skin_WF

553

Skin_WY

554

Peak System

Peak System Wall
NEW

557

Nail

Nail
NEW

559

Nail_W

560

Portik

Portik_R
NEW

563-564

Portik_Q

564-565

Stadium

Stadium

569

Skypad

Skypad
NEW

571

VEDETTE



THE ARCHITECTURE OF LIGHT



Text white (WH) *



Text brilliant grey (GG)



Text black (BB)



Dark brown (DB)

Vedette interprets architectural lighting through a perfect balance of light quality, optical precision and formal rigour. The new design platform integrates a completely redesigned structure, latest-generation LED sources and an advanced optical system developed to ensure high performance and visual comfort. Available in four sizes and in single- or double-emission configurations, Vedette offers a wide range of optical distributions for precise light shaping, enhancing façades, architectural details and vertical surfaces. Die-cast aluminium body.

* The distinctive white finish of the Vedette and Vedette Pro models allows the luminaire to be painted. Colours can be customised, integrating the luminaire into the architectural landscape on which it is fitted.

SCALABLE PERFORMANCE





A:	118	91	79	59
B:	94	80	70	49
C:	182	146	127	89
Power	17,2/31,5W AC	10/20,1W AC	7/14,6W AC	4,2/7,4W AC

VEDETTE & VEDETTE PRO

Vedette versions featuring LED_Direct technology provide an essential and immediate solution for the main architectural lighting applications, with a configuration optimised to meet the most common design requirements. Vedette PRO extends application possibilities through a comprehensive optical platform featuring numerous light distributions, including exclusive optics with a recessed black cell, developed to ensure high visual comfort. The offering is completed by scalable power options and DALI-2 control, providing a high degree of flexibility in system configuration and control.

A COMPLETE OPTICAL SYSTEM TO MEET THE NEEDS OF EVERY PROJECT



CELL OPTICS **VEDETTE PRO**: RECESSED, EFFICIENT, PERFORMING

Designed to ensure high visual comfort, the black-cell optic features a recessed optical unit that significantly reduces glare. **Due to its specific design, the optic can only be installed facing downwards.**

OPTICS **VEDETTE** SINGLE EMISSION (COB DIRECT 220-240 V AC)



SP	**FL**	**MW**	**XF**	**DI**
Spot	Flood	M.W.Flood	E.W.Flood	Diffused

OPTICS **VEDETTE** DOUBLE EMISSION (COB DIRECT 220-240 V AC)



SS	**FF**	**MH**	**ZX**	**DD**
Spot+ Spot	Flood+ Flood	M.W.Flood+ M.W.Flood	E.W.Flood+ E.W.Flood	Diffused+ Diffused

OPTICS DESIGN





Down **Cell:** **Spot / Flood** **M. Flood** **M.W. Flood** **W. Flood**	**Spot / Flood** **M. Flood** **M.W. Flood** **W. Flood**	**Extra** **Wide Flood**	**Wall** **Washer**	**Ultra Spot**	**Diffused**

OPTICS **VEDETTE PRO** SINGLE EMISSION



US U.Spot	**SP** Spot	**FL** Flood	**ML** M.Flood	**MW** M.W.Flood	**WF** W.Flood	**XF** E.W.Flood	**WW** Asymmetric Wall washer	**DI** Diffused

OPTICS **VEDETTE PRO** DOUBLE EMISSION



SS Spot+ Spot	**FF** Flood+ Flood	**MM** M.Flood+ M.Flood	**MH** M.W.Flood+ M.W.Flood	**VV** W.Flood+ W.Flood	**ZX** E.W.Flood+ E.W.Flood	**DD** Diffused+ Diffused



UT U.Spot + Spot	**UF** U.Spot + Flood	**UQ** U.Spot + M.Flood	**UH** U.Spot + M.W.Flood	**UW** U.Spot + W.Flood	**MS** Spot + M.Flood	**WS** Spot + W.Flood



YS Spot + Asymm	**YF** Flood + Asymm	**YQ** M.Flood + Asymm	**YH** M.W.Flood + Asymm	**YW** W.Flood + Asymm

Vedette_R Pro | V2 | Single emission | arrayLED | 220-240 V AC



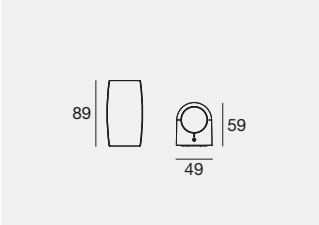

Optics design:



SP/FL/WF **XF** **DI**

Fin		Cct	lm S - lm D	Opt	
3 W DC - 4,2 W AC					
C01942	**WH**	**M**	477 - 271	**SP**	(19°)
	BB	**W**	498 - 283	**FL**	(26°)
	GG	**N**	526 - 299	**WF**	(53°)
	DB			**XF**	(73°)
				DI	(Diffused)

Vedette_R Pro | V2 | Double emission | arrayLED | 220-240 V AC



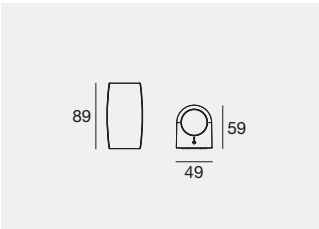

Optics design:



MS/WS **ZX** **DD**
SS/FF/VV

Fin		Cct	lm S - lm D	Opt	
6 W DC - 7,4 W AC					
C01943	**WH**	**M**	954 - 604	**MS**	(26°+ 19°)
	BB	**W**	996 - 630	**WS**	(53°+ 19°)
	GG	**N**	1052 - 665		
	DB				
C01944	**WH**	**M**	954 - 542	**SS**	(19°+ 19°)
	BB	**W**	996 - 566	**FF**	(26°+ 26°)
	GG	**N**	1052 - 598	**VV**	(53°+ 53°)
	DB			**ZX**	(73°+ 73°)
				DD	(Diffused + Diffused)



Palazzo Doglio
Cagliari (Italy)

Project: Studio Mei & Pilia Associati

Lighting Designer: Lighting Design Department

Photography: Dario Sequi

Vedette_R | V2 | arrayLED-Direct | 220-240 V AC



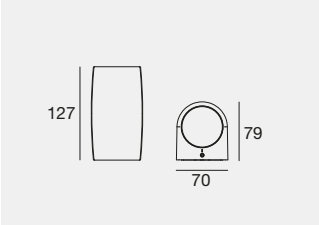

Optics design:



SP/FL/MW **XF/ZX** **DI/DD**
SS/FF/MH

IK08 IP65 NEW — **LED-DIRECT**

	Fin	Cct	lm S - lm D	Opt
Single emission - 7 W AC				
C01934	**WH** **BB** **GG** **DB**	**W**	865 - 493	**SP** (19°) **FL** (28°) **MW** (45°)
C01935	**WH** **BB** **GG** **DB**	**W**	865 - 458	**XF** (80°) **DI** (Diffused)

IK08 IP65 NEW — **LED-DIRECT**

	Fin	Cct	lm S - lm D	Opt
Double emission - 14 W AC				
C01936	**WH** **BB** **GG** **DB**	**W**	1730 - 986	**SS** (19°+ 19°) **FF** (28°+ 28°) **MH** (45°+ 45°)
C01937	**WH** **BB** **GG** **DB**	**W**	1730 - 916	**ZX** (80°+ 80°) **DD** (Diffused + Diffused)

Vedette_R Pro | V2 | Single emission | arrayLED | 220-240 V AC



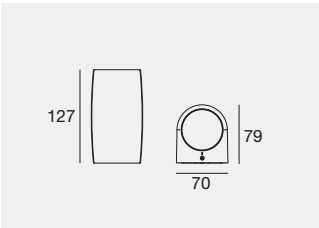

Optics design:



Down **Cell**: **US** **WW**
SP/FL/ML

IK08 IP65 NEW

	Fin	Cct	lm S - lm D	Opt
6,6 W DC - 9,1 W AC				
C01945	**WH** **BB** **GG** **DB**	**M** **W** **N**	849 - 623 886 - 650 935 - 686	**US** (4°÷6°) **SP** (15° Cell) **FL** (21° Cell) **ML** (39° Cell) **WW** (Asym. Ww)
6,6 W DC - 9,1 W AC				**DALI 2** **DALI PUSH**
C01946	**WH** **BB** **GG** **DB**	**M** **W** **N**	849 - 623 886 - 650 1052 - 686	**US** (4°÷6°) **SP** (15° Cell) **FL** (21° Cell) **ML** (39° Cell) **WW** (Asym. Ww)

Optic **Cell SP/FL/ML** only for downlight installation - Optic **US** powerLED

Vedette_R Pro | V2 | Double emission | arrayLED | 220-240 V AC



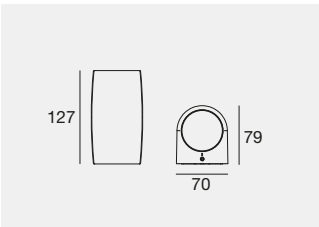

Optics design:



Down **Cell**: Up:
SS/FF/MM **SS/FF/MM**

IK08 IP65 NEW

	Fin	Cct	lm S - lm D	Opt
12,3 W DC - 14,6 W AC				
C01947	**WH** **BB** **GG** **DB**	**M** **W** **N**	1698 - 1254 1772 - 1309 1870 - 1381	**SS** (15° Cell + 15°) **FF** (21° Cell + 21°) **MM** (39° Cell + 39°)
8,7 W DC - 10,7 W AC				**DALI 2** **DALI PUSH**
C01950	**WH** **BB** **GG** **DB**	**M** **W** **N**	1292 - 953 1346 - 995 1422 - 1050	**SS** (15° Cell + 15°) **FF** (21° Cell + 21°) **MM** (39° Cell + 39°)

Optic **Cell SS/FF/MM** only for downlight installation

Vedette_R Pro | V2 | Double emission | arrayLED | 220-240 V AC



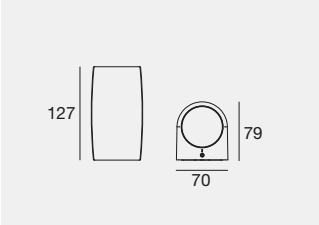

Optics design:



Down **Cell**: Up:
UT/UF/UQ **UT/UF/UQ**

IK08 IP65 NEW

	Fin	Cct	lm S - lm D	Opt
12,3 W DC - 14,6 W AC				
C01948	**WH**	**M**	1641 - 689	**UT** (15° Cell + 4°÷6°)
	BB	**W**	1736 - 729	**UF** (21° Cell + 4°÷6°)
	GG	**N**	1851 - 777	**UQ** (39° Cell + 4°÷6°)
	DB			
8,7 W DC - 10,7 W AC				**DALI 2 DALI PUSH**
C01951	**WH**	**M**	1228 - 515	**UT** (15° Cell + 4°÷6°)
	BB	**W**	1297 - 544	**UF** (21° Cell + 4°÷6°)
	GG	**N**	1383 - 580	**UQ** (39° Cell + 4°÷6°)
	DB			

Optic **Cell UT/UF/UQ** only for downlight installation - Optic **4°÷ 6°** powerLED

Vedette_R Pro | V2 | Double emission | arrayLED | 220-240 V AC



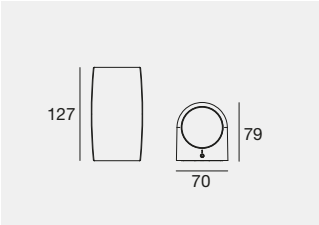

Optics design:



Asym. Ww
YS/YF/YQ **YS/YF/YQ**

IK08 IP65 NEW

	Fin	Cct	lm S - lm D	Opt
12,3 W DC - 14,6 W AC				
C01949	**WH**	**M**	1698 - 1162	**YS** (15°+ Asym. Ww)
	BB	**W**	1772 - 1213	**YF** (21°+ Asym. Ww)
	GG	**N**	1870 - 1280	**YQ** (39°+ Asym. Ww)
	DB			
8,7 W DC - 10,7 W AC				**DALI 2 DALI PUSH**
C01952	**WH**	**M**	1292 - 883	**YS** (15°+ Asym. Ww)
	BB	**W**	1346 - 922	**YF** (21°+ Asym. Ww)
	GG	**N**	1422 - 973	**YQ** (39°+ Asym. Ww)
	DB			



Finishes

WH Text white R9003 **GG** Text brilliant grey R9006
BB Text black R9005 **DB** Dark brown

Cct

M 2700 **N** 4000
W 3000

Vedette_R | V2 | arrayLED-Direct | 220-240 V AC



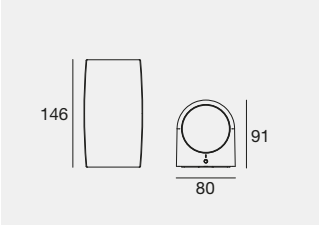

Optics design:



SP/FL/MW **XF/ZX** **DI/DD**
SS/FF/MH

IK08 IP65 NEW

LED-DIRECT

	Fin	Cct	lm S - lm D	Opt
Single emission - 10 W AC				
C01938	**WH** **BB** **GG** **DB**	**W**	1150 - 749	**SP** (17°) **FL** (25°) **MW** (41°)
C01939	**WH** **BB** **GG** **DB**	**W**	1150 - 596	**XF** (74°) **DI** (Diffused)

IK08 IP65 NEW

LED-DIRECT

	Fin	Cct	lm S - lm D	Opt
Double emission - 20 W AC				
C01940	**WH** **BB** **GG** **DB**	**W**	2300 - 1498	**SS** (17°+ 17°) **FF** (25°+ 25°) **MH** (41°+ 41°)
C01941	**WH** **BB** **GG** **DB**	**W**	2300 - 1192	**ZX** (74°+ 74°) **DD** (Diffused + Diffused)

Vedette_R Pro | V2 | Single emission | arrayLED | 220-240 V AC



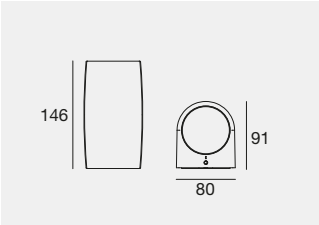

Optics design:



Down **Cell**: **US** **WW**
SP/FL/WF

IK08 IP65 NEW

	Fin	Cct	lm S - lm D	Opt
8,8 W DC - 10,7 W AC				
C01953	**WH** **BB** **GG** **DB**	**M** **W** **N**	1288 - 943 1344 - 985 1380 - 1012	**US** (4°÷6°) **SP** (15° Cell) **FL** (27° Cell) **WF** (51° Cell) **WW** (Asym. Ww)
8,8 W DC - 10,7 W AC				**DALI 2** **DALI PUSH**
C01954	**WH** **BB** **GG** **DB**	**M** **W** **N**	1288 - 943 1344 - 985 1380 - 1012	**US** (4°÷6°) **SP** (15° Cell) **FL** (27° Cell) **WF** (51° Cell) **WW** (Asym. Ww)

Optic **Cell SP/FL/WF** only for downlight installation - Optic **US** powerLED

Vedette_R Pro | V2 | Double emission | arrayLED | 220-240 V AC



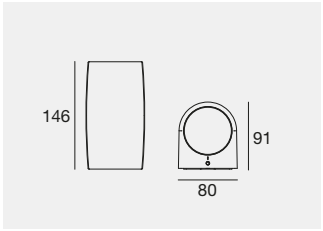

Optics design:



Down **Cell**: Up:
SS/FF/VV **SS/FF/VV**

IK08 IP65 NEW

	Fin	Cct	lm S - lm D	Opt
17,4 W DC - 20,1 W AC				
C01955	**WH**	**M**	2576 - 1937	**SS** (15° Cell + 15°)
	BB	**W**	2688 - 2022	**FF** (27° Cell + 27°)
	GG	**N**	2760 - 2077	**VV** (51° Cell + 51°)
	DB			

				DALI 2	DALI PUSH
17,4 W DC - 20,1 W AC					
C01958	**WH**	**M**	2576 - 1937	**SS**	(15° Cell + 15°)
	BB	**W**	2688 - 2022	**FF**	(27° Cell + 27°)
	GG	**N**	2760 - 2077	**VV**	(51° Cell + 51°)
	DB				

Optic **Cell SS/FF/VV** only for downlight installation

Vedette_R Pro | V2 | Double emission | arrayLED | 220-240 V AC



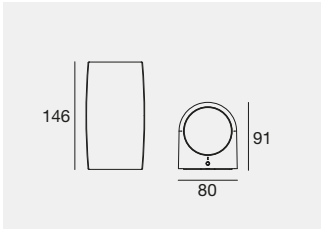

Optics design:



Down **Cell**: Up:
UT/UF/UW **UT/UF/UW**

IK08 IP65 NEW

	Fin	Cct	lm S - lm D	Opt
17,4 W DC - 20,1 W AC				
C01956	**WH**	**M**	2358 - 1013	**UT** (15° Cell + 4°÷6°)
	BB	**W**	2494 - 1072	**UF** (27° Cell + 4°÷6°)
	GG	**N**	2620 - 1126	**UW** (51° Cell + 4°÷6°)
	DB			

				DALI 2	DALI PUSH
17,4 W DC - 20,1 W AC					
C01959	**WH**	**M**	2358 - 1013	**UT**	(15° Cell + 4°÷6°)
	BB	**W**	2494 - 1072	**UF**	(27° Cell + 4°÷6°)
	GG	**N**	2620 - 1126	**UW**	(51° Cell + 4°÷6°)
	DB				

Optic **Cell UT/UF/UW** only for downlight installation - Optic **4°÷ 6°** powerLED

Vedette_R Pro | V2 | Double emission | arrayLED | 220-240 V AC



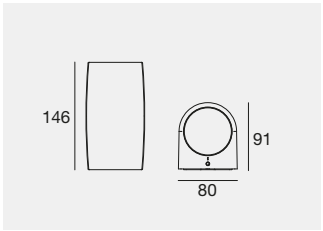

Optics design:



Asym. Ww
YS/YF/YW **YS/YF/YW**

IK08 IP65 NEW

	Fin	Cct	lm S - lm D	Opt
17,4 W DC - 20,1 W AC				
C01957	**WH**	**M**	2576 - 1725	**YS** (15°+ Asym. Ww)
	BB	**W**	2688 - 1801	**YF** (27°+ Asym. Ww)
	GG	**N**	2760 - 1850	**YW** (51°+ Asym. Ww)
	DB			

				DALI 2	DALI PUSH
17,4 W DC - 20,1 W AC					
C01960	**WH**	**M**	2576 - 1725	**YS**	(15°+ Asym. Ww)
	BB	**W**	2688 - 1801	**YF**	(27°+ Asym. Ww)
	GG	**N**	2760 - 1850	**YW**	(51°+ Asym. Ww)
	DB				

Finishes

WH Text white R9003 **GG** Text brilliant grey R9006
BB Text black R9005 **DB** Dark brown

Cct

M 2700 **N** 4000
W 3000

Vedette_R Pro | V2 | Single emission | arrayLED | 220-240 V AC



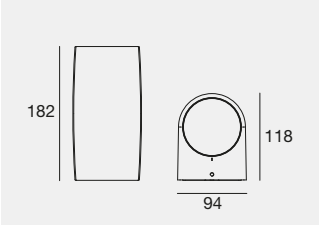

Optics design:



Down **Cell**: **US** **WW**
SP/FL/MW

IK08 IP65 NEW

	Fin	Cct	lm S - lm D	Opt
14,8 W DC - 17,2 W AC				
C01961	**WH**	**M**	1898 - 1407	**US** (4°÷6°)
	BB	**W**	1981 - 1469	**SP** (12° Cell)
	GG	**N**	2033 - 1507	**FL** (23° Cell)
	DB			**MW** (41° Cell)
				WW (Asym. Ww)
14,8 W DC - 17,2 W AC				**DALI 2 PUSH**
C01962	**WH**	**M**	1898 - 1407	**US** (4°÷6°)
	BB	**W**	1981 - 1469	**SP** (12° Cell)
	GG	**N**	2033 - 1507	**FL** (23° Cell)
	DB			**MW** (41° Cell)
				WW (Asym. Ww)

Optic **Cell SP/FL/MW** only for downlight installation

Vedette_R Pro | V2 | Single emission | arrayLED | 220-240 V AC



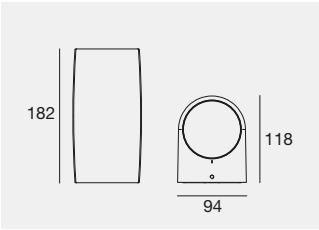

Optics design:



XF **DI**

IK08 IP65 NEW

	Fin	Cct	lm S - lm D	Opt
14,8 W DC - 17,2 W AC				
C01971	**WH**	**M**	1898 - 1400	**XF** (93°)
	BB	**W**	1981 - 1461	**DI** (Diffused)
	GG	**N**	2033 - 1499	
	DB			
14,8 W DC - 17,2 W AC				**DALI 2 PUSH**
C01972	**WH**	**M**	1898 - 1400	**XF** (93°)
	BB	**W**	1981 - 1461	**DI** (Diffused)
	GG	**N**	2033 - 1499	
	DB			

Vedette_R Pro | V2 | Double emission | arrayLED | 220-240 V AC



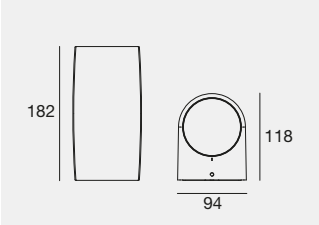

Optics design:



Down **Cell**: Up:
SS/FF/MH **SS/FF/MH**

IK08 IP65 NEW

	Fin	Cct	lm S - lm D	Opt
28,5 W DC - 31,5 W AC				
C01963	**WH**	**M**	3796 - 2869	**SS** (12° Cell + 12°)
	BB	**W**	3962 - 2995	**FF** (23° Cell + 23°)
	GG	**N**	4066 - 3073	**MH** (41° Cell + 41°)
	DB			
28,5 W DC - 31,5 W AC				**DALI 2 PUSH**
C01967	**WH**	**M**	3796 - 2869	**SS** (12° Cell + 12°)
	BB	**W**	3962 - 2995	**FF** (23° Cell + 23°)
	GG	**N**	4066 - 3073	**MH** (41° Cell + 41°)
	DB			

Optic **Cell SS/FF/MH** only for downlight installation

Vedette_R Pro | V2 | Double emission | arrayLED | 220-240 V AC



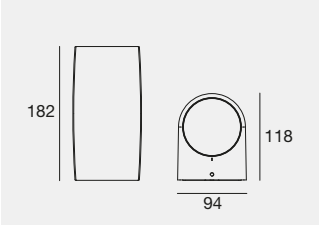

Optics design:



Down **Cell**: Up:
UT/UF/UH **UT/UF/UH**

IK08 IP65 NEW

	Fin	Cct	lm S - lm D	Opt
28,5 W DC - 31,5 W AC				
C01964	**WH**	**M**	3658 - 1532	**UT** (12° Cell + 4°÷6°)
	BB	**W**	3869 - 1621	**UF** (23° Cell + 4°÷6°)
	GG	**N**	4069 - 1704	**UH** (41° Cell + 4°÷6°)
	DB			
28,5 W DC - 31,5 W AC				**DALI 2 DALI PUSH**
C01968	**WH**	**M**	3658 - 1532	**UT** (12° Cell + 4°÷6°)
	BB	**W**	3869 - 1621	**UF** (23° Cell + 4°÷6°)
	GG	**N**	4069 - 1704	**UH** (41° Cell + 4°÷6°)
	DB			

Optic **Cell UT/UF/UH** only for downlight installation - Optic **4°÷ 6°** powerLED

Vedette_R Pro | V2 | Double emission | arrayLED | 220-240 V AC



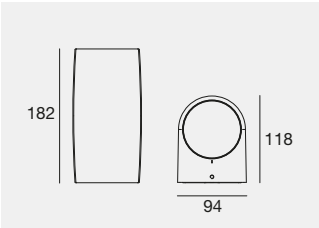

Optics design:



Asym. Ww
YS/YF/YH **YS/YF/YH**

IK08 IP65 NEW

	Fin	Cct	lm S - lm D	Opt
28,5 W DC - 31,5 W AC				
C01965	**WH**	**M**	3796 - 2562	**YS** (12°+ Asym. Ww)
	BB	**W**	3962 - 2674	**YF** (23°+ Asym. Ww)
	GG	**N**	4066 - 2744	**YH** (41°+ Asym. Ww)
	DB			
28,5 W DC - 31,5 W AC				**DALI 2 DALI PUSH**
C01969	**WH**	**M**	3796 - 2562	**YS** (12°+ Asym. Ww)
	BB	**W**	3962 - 2674	**YF** (23°+ Asym. Ww)
	GG	**N**	4066 - 2744	**YH** (41°+ Asym. Ww)
	DB			

Vedette_R Pro | V2 | Double emission | arrayLED | 220-240 V AC



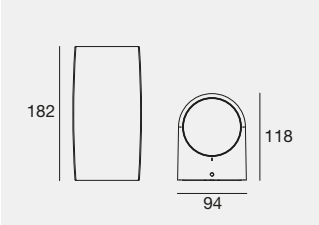

Optics design:



ZX **DD**

IK08 IP65 NEW

	Fin	Cct	lm S - lm D	Opt
28,5 W DC - 31,5 W AC				
C01966	**WH**	**M**	3796 - 2800	**ZX** (93°+ 93°)
	BB	**W**	3962 - 2922	**DD** (Diffused + Diffused)
	GG	**N**	4066 - 2998	
	DB			
28,5 W DC - 31,5 W AC				**DALI 2 DALI PUSH**
C01970	**WH**	**M**	3796 - 2800	**ZX** (93°+ 93°)
	BB	**W**	3962 - 2922	**DD** (Diffused + Diffused)
	GG	**N**	4066 - 2998	
	DB			

Finishes

WH Text white R9003 **GG** Text brilliant grey R9006
BB Text black R9005 **DB** Dark brown

Cct

M 2700 **N** 4000
W 3000

CUBIT



CUBIT: ESSENTIAL DESIGN AND PERFORMANCE



Text white (WH) *



Text brilliant grey (GG)



Text black (BB)



Dark brown (DB)

CUBIT is an essential luminaire whose exceptionally clean design makes it the focal point of any lighting scheme. Its formal simplicity conceals sophisticated, cutting-edge technology in terms of lighting performance, optics and efficiency. In the PRO version, the lower black optical cell is recessed to ensure effective glare control and high visual comfort. The different available combinations offer a broad range of possibilities, allowing designers to play with symmetries and beam angles. CUBIT can define the character of a space by highlighting the distinctive architectural features of a building or transform the urban landscape through luminous patterns and graphic effects on vertical surfaces. Aluminium body.

***** The distinctive white finish of the Cubit and Cubit Pro models allows the luminaire to be painted. Colours can be customised, integrating the luminaire into the architectural landscape on which it is fitted.

CELL OPTICS **CUBIT PRO**: RECESSED, EFFICIENT, PERFORMING

Designed to ensure high visual comfort, the black-cell optic features a recessed optical unit that significantly reduces glare. **Due to its specific design, the optic can only be installed facing downwards.**



FOUR DIMENSIONS FOR ENDLESS LIGHT EFFECTS



134x134x133 mm



114x114x113 mm



89x89x88 mm

OPTICS **CUBIT** SINGLE EMISSION (COB DIRECT 220-240 V AC)



15	**30**	**60**	**12**	**00**
Spot	Flood	M.W.Flood	E.W.Flood	Diffused

OPTICS **CUBIT** DOUBLE EMISSION (COB DIRECT 220-240 V AC)



15 15+15	**30** 30+30	**60** 60+60	**12** 12+12	**00** 00+00
Spot+ Spot	Flood+ Flood	M.W.Flood+ M.W.Flood	E.W.Flood+ E.W.Flood	Diffused+ Diffused

One or two light outputs (from opposite sides of the cube) and eight different beam openings: Ultra Spot, Spot, Flood, Medium Wide Flood, Wide Flood, Extra Wide Flood, Diffused and Asymmetric Wall Washer. The combination of symmetrical and asymmetrical optics increases the possible effects, and thanks to its minimalist form, CUBIT can be positioned freely on the wall.



61x61x60 mm

HOW TO READ OPTICS COMBINATION



15 15+15

Optics code

Optics combination

	Cct	lm S - lm D	Opt	
uble emission - 5,2 W DC - 6,5 W AC				
WH 77423	M	792 - 245	**15**	15+15 (10°÷19°)+(1
BL 77424	W	850 - 263	**30**	30+30 (20°÷29°)+(2
GR 77425	N	916 - 284	**60**	30+30 (40°÷49°)+(4
GR 77426			**12**	30+30 (71°÷120°)+(7

OPTICS **CUBIT PRO** SINGLE EMISSION



05 U.Spot

15 Spot

30 Flood

60 W.Flood

07 Asymmetric

12 E.W.Flood

00 Diffused

WW Asymmetric Ww

Only for 61x61x60 mm

OPTICS **CUBIT PRO** DOUBLE EMISSION



15 15+15 Spot+ Spot

30 30+30 Flood+ Flood

60 60+60 W.Flood+ W.Flood

15 15+05 Spot+ U.Spot

30 30+05 Flood+ U.Spot

60 60+05 W.Flood+ U.Spot



15 07+15 Asymm+ Spot

30 07+30 Asymm+ Flood

60 07+60 Asymm+ W.Flood

30 30+15 Flood+ Spot

60 60+15 W.Flood+ Spot

12 12+12 E.W.Flood+ E.W.Flood

00 00+00 Diffused+ Diffused

Only for 61x61x60 mm

Cubit Pro | powerLED | 220-240 V AC



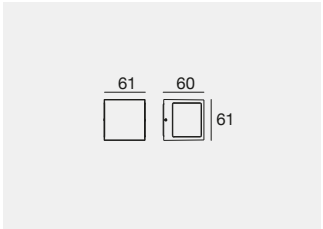

Optics design:



15



30



60



12



00



WW

IK08 IP65 NEW

	Cct	Im S - Im D	Opt
Single emission - 2,6 W DC - 4 W AC			
WH **77413**	**M**	396 - 123	**15** (10°÷ 19°)
BB **77414**	**W**	425 - 132	**30** (20°÷ 29°)
GG **77415**	**N**	458 - 142	**60** (40°÷ 49°)
DB **77416**			**12** (71°÷ 120°)
			00 (Diffused)

	Fin	Cct	Im S - Im D	Opt
Single emission - 4,5 W DC - 6 W AC				
C01551	WH	**M**	535 - 182	**WW** (Asym. Ww)
	BB	**W**	575 - 195	
	GG	**N**	620 - 210	
	DB			

IK08 IP65

	Cct	Im S - Im D	Opt
Double emission - 5,2 W DC - 7 W AC			
WH **77418**	**M**	792 - 212	**30** 30+15 (20°÷29°)+(10°÷19°)
BB **77419**	**W**	850 - 228	**60** 60+15 (40°÷49°)+(10°÷19°)
GG **77420**	**N**	916 - 245	
DB **77421**			
WH **77423**	**M**	792 - 245	**15** 15+15 (10°÷19°)+(10°÷19°)
BB **77424**	**W**	850 - 263	**30** 30+30 (20°÷29°)+(20°÷29°)
GG **77425**	**N**	916 - 284	**60** 60+60 (40°÷49°)+(40°÷49°)
DB **77426**			**12** 12+12 (71°÷120°)+(71°÷120°)
			00 00+00 (Diff. + Diff.)

Cubit | arrayLED-Direct | 220-240 V AC



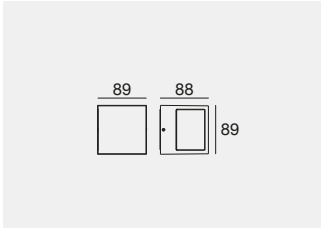

Optics design:



15/30/60



12



00

IK08 IP65 MARINE GRADE **LED-DIRECT**

	Cct	Im S - Im D	Opt
Single emission - 7 W AC			
WH **76649**	**W**	865 - 467	**15** (21°)
BB **76650**	**N**	870 - 468	**30** (27°)
GG **76651**			**60** (45°)
DB **76652**			
WH **76634**	**W**	865 - 490	**12** (82°)
BB **76635**	**N**	870 - 491	**00** (Diffused)
GG **76636**			
DB **76637**			

IK08 IP65 MARINE GRADE **LED-DIRECT**

	Cct	Im S - Im D	Opt
Double emission - 14 W AC			
WH **76654**	**W**	1730 - 938	**15** 15+15 (21°+ 21°)
BB **76655**	**N**	1740 - 940	**30** 30+30 (27°+ 27°)
GG **76656**			**60** 60+60 (45°+ 45°)
DB **76657**			
WH **76639**	**W**	1730 - 980	**12** 12+12 (82°+ 82°)
BB **76640**	**N**	1740 - 981	**00** 00+00 (Diff. + Diff.)
GG **76641**			
DB **76642**			

Cubit Pro | Single emission | arrayLED



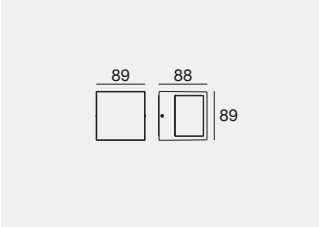

Optics design:



05 | Down **Cell**: **15/30/60** | Asym.Ww **07**

IK08 IP65

	Cct	Im S - Im D	Opt
220-240 V AC - 6,7 W DC - 8,7 W AC			
WH **76584**	**M**	849 - 608	**05** (6°)
BB **76585**	**W**	886 - 635	**15** (15° Cell)
GG **76586**	**N**	935 - 670	**30** (22° Cell)
DB **76587**			**60** (44° Cell)
			07 (Asym. Ww)

IK08 IP65

	Cct	Im S - Im D	Opt
630mA - 5,5 W DC			
WH **76589**	**M**	643 - 536	**05** (6°)
BB **76590**	**W**	673 - 559	**15** (15° Cell)
GG **76591**	**N**	711 - 591	**30** (22° Cell)
DB **76592**			**60** (44° Cell)
			07 (Asym. Ww)

Electronics: **BI** (pag 548)

Optic **05** powerLED - Optic **Cell** 15/30/60 only for downlight installation

Cubit Pro | Double emission | arrayLED



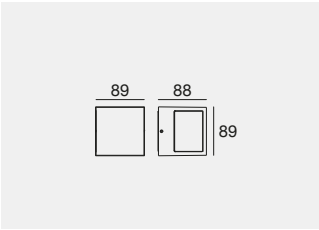

Optics design:



Down **Cell**: **15/30/60** | Up: **15/30/60** | Up: **05** | Asym. Ww **07**

IK08 IP65

	Cct	Im S - Im D	Opt
220-240 V AC - 13,4 W DC - 15,5 W AC			
WH **76614**	**M**	1698 - 1199	**15** 15+15 (15° Cell + 15°)
BB **76615**	**W**	1772 - 1254	**30** 30+30 (22° Cell + 22°)
GG **76616**	**N**	1870 - 1323	**60** 60+60 (44° Cell + 44°)
DB **76617**			
WH **76624**	**M**	1698 - 668	**15** 15+05 (15° Cell + 6°)
BB **76625**	**W**	1772 - 697	**30** 30+05 (22° Cell + 6°)
GG **76626**	**N**	1870 - 736	**60** 60+05 (44° Cell + 6°)
DB **76627**			
WH **77490**	**M**	1698 - 1099	**15** 07+15 (Asym. Ww + 15°)
BB **77491**	**W**	1772 - 1147	**30** 07+30 (Asym. Ww + 22°)
GG **77492**	**N**	1870 - 1211	**60** 07+60 (Asym. Ww + 44°)
DB **77493**			

IK08 IP65

	Cct	Im S - Im D	Opt
630mA - 11 W DC			
WH **76619**	**M**	1292 - 1059	**15** 15+15 (15° Cell + 15°)
BB **76620**	**W**	1346 - 1108	**30** 30+30 (22° Cell + 30°)
GG **76621**	**N**	1422 - 1169	**60** 60+60 (44° Cell + 44°)
DB **76622**			
WH **76629**	**M**	1394 - 638	**15** 15+05 (15° Cell + 6°)
BB **76630**	**W**	1456 - 666	**30** 30+05 (22° Cell + 6°)
GG **76631**	**N**	1537 - 707	**60** 60+05 (44° Cell + 6°)
DB **76632**			
WH **77495**	**M**	1292 - 971	**15** 07+15 (Asym. Ww + 15°)
BB **77496**	**W**	1346 - 1014	**30** 07+30 (Asym. Ww + 22°)
GG **77497**	**N**	1422 - 1070	**60** 07+60 (Asym. Ww + 44°)
DB **77498**			

Electronics: **BQ** (pag 548)

Optic **05** powerLED - Optic **Cell** 15/30/60 only for downlight installation

Finishes

WH Text white R9003 | GG Text brilliant grey R9006
BB Text black R9005 | DB Dark brown

Cct

M 2700 **N** 4000
W 3000

Cubit | arrayLED-Direct | 220-240 V AC



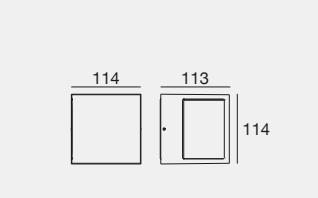

Optics design:



15/30/60



12



00

IK08 IP65

LED-DIRECT

	Cct	Im S - Im D	Opt	
Single emission - 10 W AC				
WH **76574**	**W**	1150 - 606	**15**	(16°)
BB **76575**	**N**	1200 - 632	**30**	(27°)
GG **76576**			**60**	(47°)
DB **76577**				
WH **76559**	**W**	1150 - 580	**12**	(81°)
BB **76560**	**N**	1200 - 635	**00**	(Diffused)
GG **76561**				
DB **76562**				

IK08 IP65

LED-DIRECT

	Cct	Im S - Im D	Opt	
Double emission - 20 W AC				
WH **76579**	**W**	2300 - 1220	**15**	15+15 (16°+ 16°)
BB **76580**	**N**	2400 - 1273	**30**	30+30 (27°+ 27°)
GG **76581**			**60**	60+60 (47°+ 47°)
DB **76582**				
WH **76564**	**W**	2300 - 1217	**12**	12+12 (81°+ 81°)
BB **76565**	**N**	2400 - 1269	**00**	00+00 (Diff. + Diff.)
GG **76566**				
DB **76567**				



Finishes

WH Text white R9003
BB Text black R9005
GG Text brilliant grey R9006
DB Dark brown

Cct

W 3000
N 4000

Cubit Pro | Single emission | arrayLED | 220-240 V AC



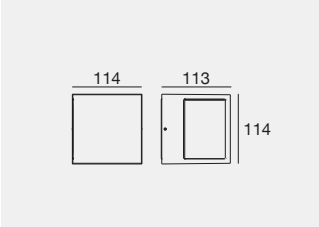

Optics design:



05 | Down **Cell**: **15/30/60** | Asym.Ww **07**

IK08 IP65

	Cct	lm S - lm D	Opt
9,3 W DC - 11 W AC			
WH **76321**	**M**	1288 - 865	**05** (6°)
BB **76322**	**W**	1344 - 906	**15** (15° Cell)
GG **76323**	**N**	1380 - 930	**30** (27° Cell)
DB **76324**			**60** (51° Cell)
			07 (Asym. Ww)
6,3 W DC - 7,5 W AC			DALI 2 DALI PUSH
WH **76326**	**M**	941 - 631	**05** (6°)
BB **76327**	**W**	983 - 661	**15** (15° Cell)
GG **76328**	**N**	1008 - 674	**30** (27° Cell)
DB **76329**			**60** (51° Cell)
			07 (Asym. Ww)

Optic **05** powerLED - Optic **Cell** 15/30/60 only for downlight installation

Cubit Pro | Double emission | arrayLED | 220-240 V AC



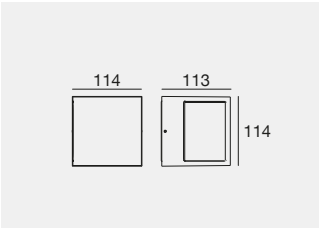

Optics design:



Down **Cell**: **15/30/60** | Up: **15/30/60** | Up: **05** | Asym. Ww **07**

IK08 IP65

	Cct	lm S - lm D	Opt
18,6 W DC - 21,2 W AC			
WH **76351**	**M**	2576 - 1669	**15** 15+15 (15° Cell + 15°)
BB **76352**	**W**	2688 - 1740	**30** 30+30 (27° Cell + 27°)
GG **76353**	**N**	2760 - 1784	**60** 60+60 (51° Cell + 51°)
DB **76354**			
WH **76361**	**M**	2452 - 954	**15** 15+05 (15° Cell + 6°)
BB **76362**	**W**	2592 - 995	**30** 30+05 (27° Cell + 6°)
GG **76363**	**N**	2724 - 1021	**60** 60+05 (51° Cell + 6°)
DB **76364**			
WH **77470**	**M**	2576 - 1615	**15** 07+15 (Asym. Ww + 15°)
BB **77471**	**W**	2688 - 1684	**30** 07+30 (Asym. Ww + 27°)
GG **77472**	**N**	2760 - 1727	**60** 07+60 (Asym. Ww + 51°)
DB **77473**			
12,6 W DC - 15 W AC			DALI 2 DALI PUSH
WH **76356**	**M**	1882 - 1279	**15** 15+15 (15° Cell + 15°)
BB **76357**	**W**	1966 - 1296	**30** 30+30 (27° Cell + 27°)
GG **76358**	**N**	2016 - 1294	**60** 60+60 (51° Cell + 51°)
DB **76359**			
WH **76366**	**M**	1785 - 711	**15** 15+05 (15° Cell + 6°)
BB **76367**	**W**	1887 - 742	**30** 30+05 (27° Cell + 6°)
GG **76368**	**N**	1984 - 761	**60** 60+05 (51° Cell + 6°)
DB **76369**			
WH **77475**	**M**	1882 - 1240	**15** 07+15 (Asym. Ww + 15°)
BB **77476**	**W**	1966 - 1256	**30** 07+30 (Asym. Ww + 27°)
GG **77477**	**N**	2016 - 1254	**60** 07+60 (Asym. Ww + 51°)
DB **77478**			

Optic **05** powerLED - Optic **Cell** 15/30/60 only for downlight installation

Finishes

WH Text white R9003 | GG Text brilliant grey R9006
BB Text black R9005 | DB Dark brown

Cct

M 2700 **N** 4000
W 3000

Cubit | arrayLED-Direct | 220-240 V AC



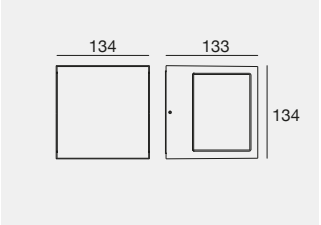

Optics design:



15/30/60



12



00

IK08 IP65 MARINE GRADE

LED-DIRECT

	Cct	lm S - lm D	Opt	
Single emission - 12 W AC				
WH **76311**	**W**	1267 - 809	**15**	(15°)
BB **76312**	**N**	1316 - 842	**30**	(20°)
GG **76313**			**60**	(43°)
DB **76314**				
WH **76296**	**W**	1267 - 730	**12**	(81°)
BB **76297**	**N**	1316 - 760	**00**	(Diffused)
GG **76298**				
DB **76299**				

IK08 IP65 MARINE GRADE

LED-DIRECT

	Cct	lm S - lm D	Opt	
Double emission - 24 W AC				
WH **76316**	**W**	2534 - 1635	**15**	15+15 (15°+ 15°)
BB **76317**	**N**	2632 - 1701	**30**	30+30 (20°+ 20°)
GG **76318**			**60**	60+60 (43°+ 43°)
DB **76319**				
WH **76301**	**W**	2534 - 1460	**12**	12+12 (81°+ 81°)
BB **76302**	**N**	2632 - 1519	**00**	00+00 (Diff. + Diff.)
GG **76303**				
DB **76304**				



Finishes

WH Text white R9003
BB Text black R9005
GG Text brilliant grey R9006
DB Dark brown

Cct

W 3000
N 4000

Cubit Pro | Single emission | arrayLED | 220-240 V AC



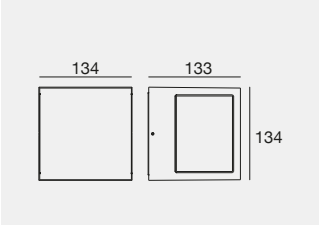

Optics design:



05 Down **Cell**: **15/30/60** Asym.Ww **07**

IK08 IP65

	Cct	lm S - lm D	Opt
14 W DC - 17 W AC			
WH **76246**	**M**	1898 - 1387	**05** (6°)
BB **76247**	**W**	1981 - 1448	**15** (13° Cell)
GG **76248**	**N**	2033 - 1485	**30** (20° Cell)
DB **76249**			**60** (45° Cell)
			07 (Asym. Ww)
14 W DC - 17 W AC			DALI 2 DALI PUSH
WH **76251**	**M**	1898 - 1387	**05** (6°)
BB **76252**	**W**	1981 - 1448	**15** (13° Cell)
GG **76253**	**N**	2033 - 1485	**30** (20° Cell)
DB **76254**			**60** (45° Cell)
			07 (Asym. Ww)

Optic **05** powerLED - Optic **Cell** 15/30/60 only for downlight installation

Cubit Pro | Double emission | arrayLED | 220-240 V AC



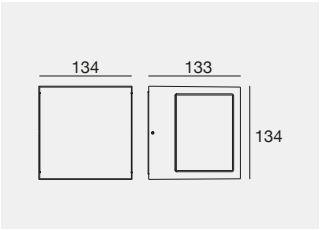

Optics design:



Down **Cell**: **15/30/60** Up: **15/30/60** Up: **05** Asym. Ww **07**

IK08 IP65

	Cct	lm S - lm D	Opt
28 W DC - 31 W AC			
WH **76276**	**M**	3796 - 2735	**15** 15+15 (13° Cell + 13°)
BB **76277**	**W**	3692 - 2855	**30** 30+30 (20° Cell + 20°)
GG **76278**	**N**	4066 - 2928	**60** 60+60 (45° Cell + 45°)
DB **76279**			
WH **76286**	**M**	3444 - 1520	**15** 15+05 (13° Cell + 6°)
BB **76287**	**W**	3786 - 1586	**30** 30+05 (20° Cell + 6°)
GG **76288**	**N**	4017 - 1626	**60** 60+05 (45° Cell + 6°)
DB **76289**			
WH **77438**	**M**	3796 - 2453	**15** 07+15 (Asym. Ww + 13°)
BB **77439**	**W**	3962 - 2560	**30** 07+30 (Asym. Ww + 20°)
GG **77440**	**N**	4066 - 2625	**60** 07+60 (Asym. Ww + 45°)
DB **77441**			
28 W DC - 31 W AC			DALI 2 DALI PUSH
WH **76281**	**M**	3796 - 2735	**15** 15+15 (13° Cell + 13°)
BB **76282**	**W**	3692 - 2855	**30** 30+30 (20° Cell + 20°)
GG **76283**	**N**	4066 - 2928	**60** 60+60 (45° Cell + 45°)
DB **76284**			
WH **76291**	**M**	3444 - 1520	**15** 15+05 (13° Cell + 6°)
BB **76292**	**W**	3786 - 1586	**30** 30+05 (20° Cell + 6°)
GG **76293**	**N**	4017 - 1626	**60** 60+05 (45° Cell + 6°)
DB **76294**			
WH **77443**	**M**	3796 - 2453	**15** 07+15 (Asym. Ww + 13°)
BB **77444**	**W**	3692 - 2560	**30** 07+30 (Asym. Ww + 20°)
GG **77445**	**N**	4066 - 2625	**60** 07+60 (Asym. Ww + 45°)
DB **77446**			

Optic **05** powerLED - Optic **Cell** 15/30/60 only for downlight installation

Finishes

WH Text white R9003 GG Text brilliant grey R9006
BB Text black R9005 DB Dark brown

Cct

M 2700 **N** 4000
W 3000

Electronics

BI | 630 mA | 5,5/6 W DC

C-E200008	99186	C-E200002
ON/OFF	ON/OFF	DALI/PUSH
1 - 2 art.	2 - 4 art.	1 - 4 art.
135 x 26 x h 26	117 x 92 x h 38	125 x 45 x h 30
35		55

BQ | 630 mA | 11/12 W DC

C-E200008	99186	C-E200002
ON/OFF	ON/OFF	DALI/PUSH
1 art.	1 - 2 art.	1 - 2 art.
135 x 26 x h 26	117 x 92 x h 38	125 x 45 x h 30
35		55

UNIFORM DISTRIBUTION, ABSOLUTE CONTROL



A new asymmetric optic developed for the 60 mm Cubit Pro version. Engineered to deliver outstanding lighting performance, it provides uniform indirect illumination with a wide beam distribution to the sides and forward, completely eliminating light spill on the mounting wall.

Cubit Pro | C01551DBWWW | Optic: Wall Washer | Color Temperature: 3000K

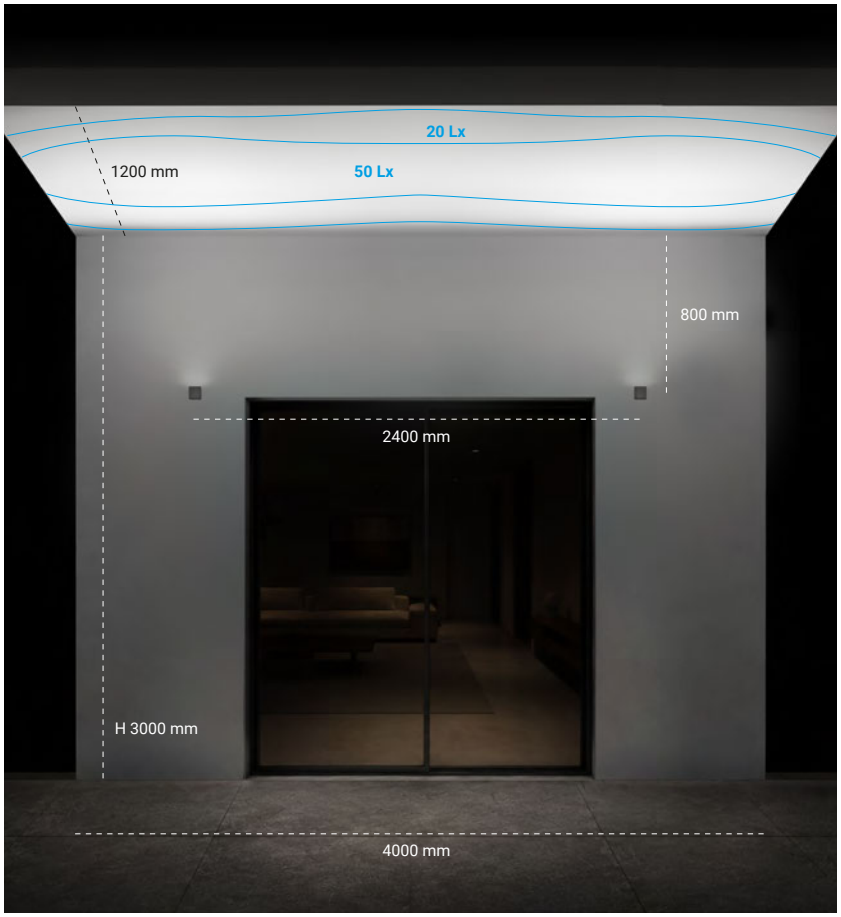







SKIN_W

Aluminium body.
Extra-clear tempered glass diffuser.



BEAUTIFUL BY DAY, EFFICIENT IN EVERY SITUATION BY NIGHT

We have expanded and completed the SKIN collection with the new wall-mounted version. The collection's innovative elongated hexagon shape is available in two widths: 160 and 210 mm, and in two light configurations: symmetrical and asymmetrical. SKIN_W is an extremely versatile product thanks to the different optics and finishes available; its slim shape makes it adaptable to any context. Neutral colours have been chosen to work by assimilation or contrast with the wall surfaces on which they will be installed. SKIN_W is a luminaire that interacts with the surrounding architecture. Combined with the SKIN series, it completes each project, giving it perfect aesthetic uniformity.

Skin family

Skin_F _Y



586



Skin_WF
145x160xP51



Skin_WF
145x210xP51

BLEND IN OR STAND OUT: PLAYING WITH FINISHES

SKIN W is available in four neutral finishes: Text White, Text Black Grey, Text Black and Dark Brown. These colours allow designers either to blend the luminaire into its surroundings, making the product almost disappear so that the light takes centre stage, or to create a contrast that makes SKIN W stand out against the architectural surface. A solution offering a dual benefit: enhancing both the luminaire's design and its light.



Text white (WH)



Text black grey (BG)



Text black (BB)



Dark brown (DB)

SKIN WALL, LIGHT HOW YOU WANT IT

SKIN W is the wall-mounted configuration of the SKIN family. Its range comprises two versions, available with single or double emission. Each version offers a choice of optics with different lighting effects: recessed-cell and asymmetric linear. The compact dimensions—Small 160 × 145 × 51 mm and Large 210 × 45 × 51 mm—combined with the slim profile ensure seamless integration with the wall, creating a refined grazing-light effect.



Skin_WF
Single Emission: 7W AC
Optic: Spot, M.Flood, M.W.Flood

Double Emission: 7W+7W AC
Optic: Spot, M.Flood, M.W.Flood



Skin_WF
Single Emission: 11W/12,5W AC
Optic: Spot, M.Flood, M.W.Flood

Double Emission: 11W+11W AC
Optic: Spot, M.Flood, M.W.Flood



Skin_WY
Single Emission: 11W AC
Optic: Asymmetric

Double Emission: 10,5W+10,5W AC
Optic: Asymmetric

ASYMMETRY MAKES THE DIFFERENCE

In the version with uplight asymmetrical optics, the beam is more open, allowing a greater light diffusion on the ceiling, an effect that is amplified in vaulted rooms; in the downlight version, the beam is narrower and the recessed optics maximise visual comfort, also thanks to the recessed cell optics.

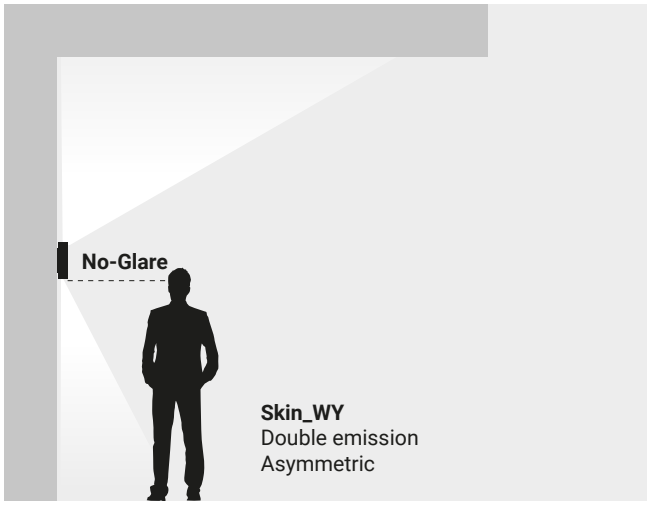



Skin_WF | Single emission | powerLED | 220-240 V AC



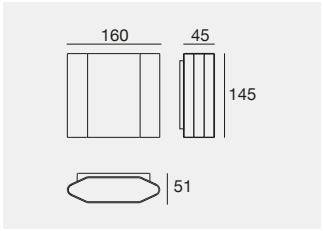



Up Down

Skin_WF | Double emission | powerLED | 220-240 V AC



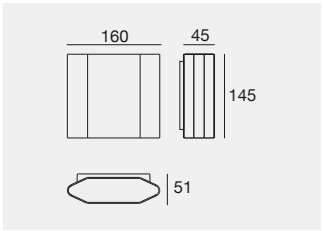



Up Down

IK06 IP65

	Cct	lm S - lm D	Opt
6,3 W DC - 7 W AC			
WH 76918	M	798 - 574	15 (10°÷ 19°)
BB 76919	W	852 - 613	30 (30°÷ 39°)
BG 76920	N	909 - 654	45 (40°÷ 49°)
DB 76922			
6,3 W DC - 7 W AC			DALI 2 PUSH
WH 76923	M	798 - 574	15 (10°÷ 19°)
BB 76924	W	852 - 613	30 (30°÷ 39°)
BG 76925	N	909 - 654	45 (40°÷ 49°)
DB 76927			

IK06 IP65

	Cct	lm S - lm D	Opt
12,6 W DC - 14 W AC			
WH 76938	M	1596 - 1150	15 (10°÷ 19°) + (10°÷ 19°)
BB 76939	W	1704 - 1227	30 (30°÷ 39°) + (30°÷ 39°)
BG 76940	N	1818 - 1310	45 (40°÷ 49°) + (40°÷ 49°)
DB 76942			
12,6 W DC - 14 W AC			DALI 2 PUSH
WH 76943	M	1596 - 1150	15 (10°÷ 19°) + (10°÷ 19°)
BB 76944	W	1704 - 1227	30 (30°÷ 39°) + (30°÷ 39°)
BG 76945	N	1818 - 1310	45 (40°÷ 49°) + (40°÷ 49°)
DB 76947			

Skin_WF | Single emission | powerLED | 220-240 V AC



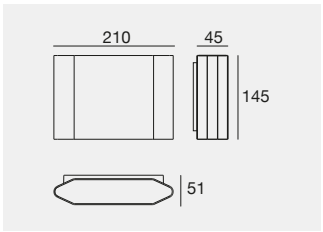



Up Down

Skin_WF | Double emission | powerLED | 220-240 V AC



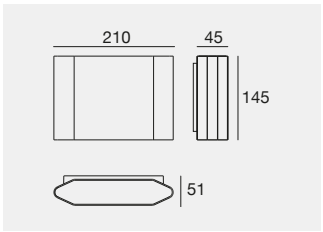



Up Down

EL * The driver contained in the device complies with IEC 61347-2-13 annex J, and can therefore be powered by centralized power supply systems.

IK06 IP65

	Cct	lm S - lm D	Opt
9,9 W DC - 11 W AC			
WH 76958	M	1330 - 846	15 (10°÷ 19°)
BB 76959	W	1420 - 903	30 (30°÷ 39°)
BG 76960	N	1515 - 965	45 (40°÷ 49°)
DB 76962			
9,9 W DC - 12,5 W AC			DALI 2 PUSH
WH 76963	M	1330 - 846	15 (10°÷ 19°)
BB 76964	W	1420 - 903	30 (30°÷ 39°)
BG 76965	N	1515 - 965	45 (40°÷ 49°)
DB 76967			

IK06 IP65 *

	Cct	lm S - lm D	Opt
19,8 W DC - 22 W AC			
WH 76978	M	2330 - 1693	15 (10°÷ 19°) + (10°÷ 19°)
BB 76979	W	2490 - 1808	30 (30°÷ 39°) + (30°÷ 39°)
BG 76980	N	2660 - 1929	45 (40°÷ 49°) + (40°÷ 49°)
DB 76982			
19,8 W DC - 22 W AC			* DALI 2 PUSH
WH 76983	M	2330 - 1693	15 (10°÷ 19°) + (10°÷ 19°)
BB 76984	W	2490 - 1808	30 (30°÷ 39°) + (30°÷ 39°)
BG 76985	N	2660 - 1929	45 (40°÷ 49°) + (40°÷ 49°)
DB 76987			

Finishes

WH Text white R9003
BB Text black R9005
BG Text black grey R7021
DB Dark brown

Cct

M 2700 N 4000
W 3000

Skin_WY | Single emission | powerLED | 220-240 V AC



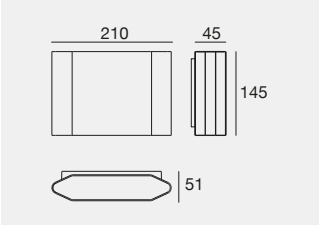





Up Down

Skin_WY | Double emission | powerLED | 220-240 V AC



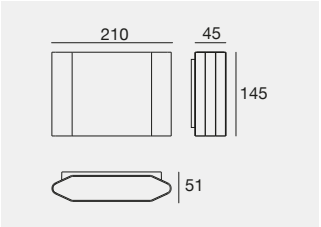





Up Down

EL * The driver contained in the device complies with IEC 61347-2-13 annex J, and can therefore be powered by centralized power supply systems.

IK06 IP65

	Cct	lm S - lm D	Opt
9,5 W DC - 11 W AC			
WH **76998**	**M**	1533 - 900	**07** (Asy. Ww)
BB **76999**	**W**	1606 - 942	
BG **77000**	**N**	1684 - 988	
DB **77002**			

DALI 2 DALI PUSH

9,5 W DC - 11 W AC			
WH **77003**	**M**	1533 - 900	**07** (Asy. Ww)
BB **77004**	**W**	1606 - 942	
BG **77005**	**N**	1684 - 988	
DB **77007**			

IK06 IP65 *

	Cct	lm S - lm D	Opt
18,8 W DC - 21 W AC			
WH **77018**	**M**	3066 - 1642	**07** (Asy. Ww) + (Asy. Ww)
BB **77019**	**W**	3213 - 1721	
BG **77020**	**N**	3368 - 1804	
DB **77022**			

* DALI 2 DALI PUSH

18,8 W DC - 21 W AC			
WH **77023**	**M**	3066 - 1642	**07** (Asy. Ww) + (Asy. Ww)
BB **77024**	**W**	3213 - 1721	
BG **77025**	**N**	3368 - 1804	
DB **77027**			



Finishes

WH Text white R9003
BB Text black R9005
BG Text black grey R7021
DB Dark brown

Cct

M 2700 **N** 4000
W 3000





PEAK SYSTEM
WALL

Peak System Wall | topLED | 220-240 V AC



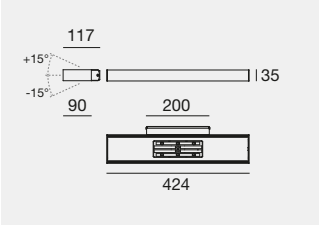

Aluminium body

IK03 IP66 NEW

	Fin	Cct	lm S - lm D	Opt
11,9 W DC - 13 W AC				
C01828	**BB**	**A**	1530 - On req	**XF** (71°÷ 120°)
DALI2	**BG**	**M**	2142 - On req	**WW** (Asym. Ww)
C01829	**DB**	**W**	2234 - On req	
	GG	**N**	2356 - On req	
16,3 W DC - 18 W AC				
C01830	**BB**	**A**	2003 - On req	**XF** (71°÷ 120°)
DALI2	**BG**	**M**	2804 - On req	**WW** (Asym. Ww)
C01831	**DB**	**W**	2924 - On req	
	GG	**N**	3085 - On req	
25,5 W DC - 28 W AC				
C01832	**BB**	**A**	2895 - On req	**XF** (71°÷ 120°)
DALI2	**BG**	**M**	4052 - On req	**WW** (Asym. Ww)
C01833	**DB**	**W**	4226 - On req	
	GG	**N**	4458 - On req	



Text black (BB)



Text black grey (BG)



Text brilliant grey (GG)



Dark brown (DB)

Peak family

Peak



888

Peak-Maxi



894

Peak System Head/Gate



896







Finishes

BB Text black R9005
BG Text black grey R7021
GG Text brilliant grey R9006
DB Dark brown

Cct

A 2200 **W** 3000
M 2700 **N** 4000



NAIL

Nail | powerLED | 600 mA | 2 W DC



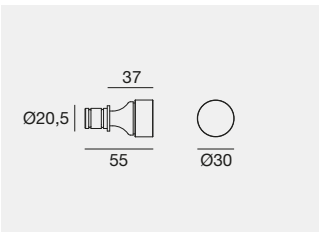

	Fin	Cct	lm S - lm D	Opt
C01255	**WH**	**A**	176 - 20	**RD** (Asym. 360°)
	BG	**M**	233 - 27	
	DB	**W**	249 - 29	
	GG	**N**	266 - 31	

Electronics: **BD** (pag 559) | Recessed casing (pag 559)

Aluminium body, diffuser in polycarbonate.





Text white (WH)



Text brilliant grey (GG)



Text black grey (BG)



Dark brown (DB)

Recessed casings

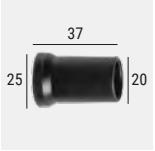

ABS **84337** Recessed casing

suitable for: Nail 2W DC

Electronics

BD | 630 mA | 2 W DC

89420	**C-E200008**	**99186**	**C-E200002**
ON/OFF	ON/OFF	ON/OFF	DALI/PUSH
1 - 2 art.	3 - 6 art.	6 - 12 art.	2 - 12 art.
74 x 65 x h 27	135 x 26 x h 26	117 x 92 x h 38	125 x 45 x h 30
	35		55

Finishes

WH Text white R9003
BG Text black grey R7021
DB Dark brown
GG Text brilliant grey R9006

Cct

A 2200 **W** 3000
M 2700 **N** 4000

Nail_W | arrayLED | 220-240 V AC | 6,5 W DC - 8 W AC



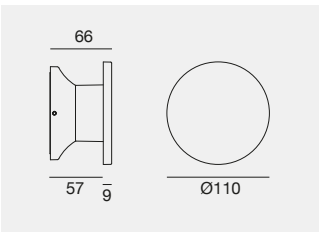

IP65

		Cct	lm S - lm D	Opt
WH	**84184**	**M**	849 - 302	**00** (Radial Diffused)
BG	**84185**	**W**	886 - 323	
DB	**84186**	**N**	935 - 349	
GG	**84187**			

Aluminium body, diffuser in polycarbonate.



Text black grey (BG)



Dark brown (DB)



Text brilliant grey (GG)



Text white (WH) *





*** Paintable finish**

The distinctive white finish of the Nail_W model allows the luminaire to be painted. Colours can be customised, integrating the luminaire into the architectural landscape on which it is fitted.

Radial optics

Outdoor LED fixture with on-board power supply, equipped with hidden light source which, thanks to optics designed by Linea Light Group in house and made from a single block of methacrylate, creates an extremely low luminance emission with a 360° radial light beam.



PORTIK

Aluminium body.



Portik_R | V2 | arrayLED



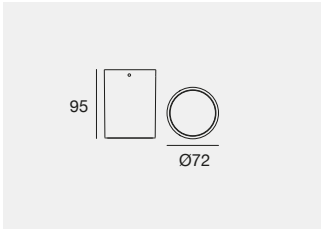

IP65 IK08

	Fin	Cct	lm S - lm D	Opt
220-240 V AC - 6,5 W DC - 7,5 W AC				
C00467	**WH**	**M**	941 - 679	**SP** (15° UGR<16)
	BB	**W**	983 - 709	**ML** (37° UGR<16)
	GG	**N**	1008 - 727	**WF** (50° UGR<19)
	DB			
				HONEYCOMB
C00480 HC	**WH**	**M**	941 - 493	**SP** (14° UGR<16)
	BB	**W**	983 - 515	**ML** (33° UGR<16)
	GG	**N**	1008 - 528	**MW** (44° UGR<16)
	DB			

III C.C. IP65 IK08

	Fin	Cct	lm S - lm D	Opt
350mA - 6,5 W DC				
C00468	**WH**	**M**	941 - 679	**SP** (15° UGR<16)
	BB	**W**	983 - 709	**ML** (37° UGR<16)
	GG	**N**	1008 - 727	**WF** (50° UGR<19)
	DB			
				HONEYCOMB
C00481 HC	**WH**	**M**	941 - 493	**SP** (14° UGR<16)
	BB	**W**	983 - 515	**ML** (33° UGR<16)
	GG	**N**	1008 - 528	**MW** (44° UGR<16)
	DB			

Electronics: **BZ** (pag 566)

Portik_R | V2 | arrayLED



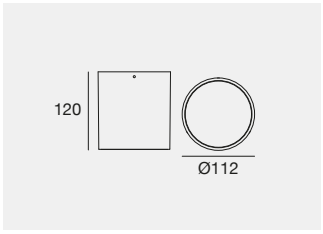

IP65 IK08

	Fin	Cct	lm S - lm D	Opt
220-240 V AC - 14 W DC - 15,8 W AC				
C00471	**WH**	**M**	2317 - 1668	**SP** (16° UGR<16)
	BB	**W**	2415 - 1741	**ML** (36° UGR<16)
	GG	**N**	2479 - 1787	**WF** (51° UGR<19)
	DB			
				HONEYCOMB
C00482 HC	**WH**	**M**	2317 - 1228	**SP** (15° UGR<11)
	BB	**W**	2415 - 1281	**ML** (32° UGR<11)
	GG	**N**	2479 - 1315	**MW** (45° UGR<16)
	DB			

IP65 IK08 **DALI**

	Fin	Cct	lm S - lm D	Opt
DALI - 220-240 V AC - 14 W DC - 15,8 W AC				
C00483	**WH**	**M**	2317 - 1668	**SP** (16° UGR<16)
	BB	**W**	2415 - 1741	**ML** (36° UGR<16)
	GG	**N**	2479 - 1787	**WF** (51° UGR<19)
	DB			
				HONEYCOMB
C00484 HC	**WH**	**M**	2317 - 1228	**SP** (15° UGR<11)
	BB	**W**	2415 - 1281	**ML** (32° UGR<11)
	GG	**N**	2479 - 1315	**MW** (45° UGR<16)
	DB			

Portik_R | V2 | arrayLED



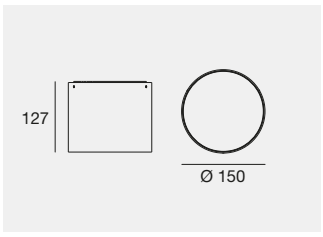

IK09 IP65 NEW

	Fin	Cct	lm S - lm D	Opt
220-240 V AC - 29 W DC - 31 W AC				
C01517	**WH**	**M**	4628 - 3656	**SP** (18° UGR<16)
	BB	**W**	4772 - 3769	**ML** (38° UGR<16)
DALI	**GG**	**N**	4948 - 3908	**WF** (50° UGR<19)
C01519	**DB**			
				HONEYCOMB
C01516 HC	**WH**	**M**	4628 - 3656	**SP** (17° UGR<11)
	BB	**W**	4772 - 3769	**ML** (33° UGR<11)
DALI	**GG**	**N**	4948 - 3908	**MW** (41° UGR<16)
C01518 HC	**DB**			

Portik_Q | V2 | arrayLED



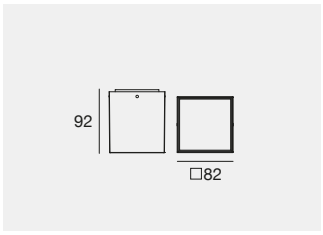

IP65 IK07

	Fin	Cct	lm S - lm D	Opt
220-240 V AC - 7 W DC - 8,5 W AC				
C00726	**WH**	**M**	1060 - 789	**SP** (15° UGR<16)
	BB	**W**	1107 - 823	**ML** (38° UGR<16)
	GG	**N**	1135 - 844	**WF** (51° UGR<16)
	DB			
				HONEYCOMB
C00727 HC	**WH**	**M**	1060 - 567	**SP** (14° UGR<11)
	BB	**W**	1107 - 591	**ML** (33° UGR<11)
	GG	**N**	1135 - 606	**MW** (43° UGR<11)
	DB			

C.C. IP65 IK07

	Fin	Cct	lm S - lm D	Opt
200 mA - 8 W DC				
C00728	**WH**	**M**	1153 - 857	**SP** (15° UGR<16)
	BB	**W**	1203 - 895	**ML** (38° UGR<16)
	GG	**N**	1235 - 916	**WF** (50° UGR<16)
	DB			
				HONEYCOMB
C00729 HC	**WH**	**M**	1153 - 616	**SP** (14° UGR<11)
	BB	**W**	1203 - 646	**ML** (33° UGR<11)
	GG	**N**	1235 - 659	**MW** (43° UGR<11)
	DB			

Electronics: **BF** (pag 566)

Portik_Q | V2 | arrayLED



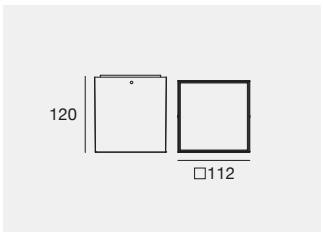

IP65 IK07

		Fin		Cct	lm S - lm D	Opt
220-240 V AC - 14 W DC - 15,8 W AC						
C00746		**WH**		**M**	2317 - 1621	**SP** (16° UGR<16)
		BB		**W**	2415 - 1691	**ML** (37° UGR<16)
		GG		**N**	2479 - 1735	**WF** (52° UGR<16)
		DB				
						HONEYCOMB
C00747	HC	**WH**		**M**	2317 - 1191	**SP** (15° UGR<11)
		BB		**W**	2415 - 1242	**ML** (32° UGR<11)
		GG		**N**	2479 - 1274	**MW** (46° UGR<11)
		DB				

IP65 IK07 **DALI**

		Fin		Cct	lm S - lm D	Opt
DALI - 220-240 V AC - 14 W DC - 15,8 W AC						
C00748		**WH**		**M**	2317 - 1621	**SP** (16° UGR<16)
		BB		**W**	2415 - 1691	**ML** (37° UGR<16)
		GG		**N**	2479 - 1735	**WF** (52° UGR<16)
		DB				
						HONEYCOMB
C00749	HC	**WH**		**M**	2317 - 1191	**SP** (15° UGR<11)
		BB		**W**	2415 - 1242	**ML** (32° UGR<11)
		GG		**N**	2479 - 1274	**MW** (46° UGR<11)
		DB				

Portik_Q | V2 | arrayLED



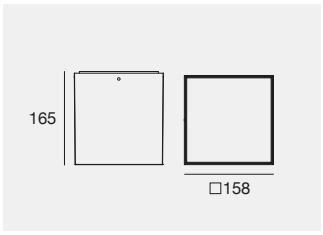

IP65 IK07

		Fin		Cct	lm S - lm D	Opt
220-240 V AC - 25 W DC - 28 W AC						
C00756		**WH**		**M**	3923 - 2743	**SP** (17° UGR<16)
		BB		**W**	4085 - 2856	**ML** (33° UGR<16)
		GG		**N**	4192 - 2931	**WF** (54° UGR<19)
		DB				
						HONEYCOMB
C00757	HC	**WH**		**M**	3923 - 2056	**SP** (16° UGR<11)
		BB		**W**	4085 - 2141	**ML** (30° UGR<11)
		GG		**N**	4192 - 2197	**MW** (47° UGR<16)
		DB				
220-240 V AC - 32,5 W DC - 36 W AC						
C00758		**WH**		**M**	4866 - 3404	**SP** (17° UGR<16)
		BB		**W**	5068 - 3545	**ML** (33° UGR<16)
		GG		**N**	5200 - 3638	**WF** (54° UGR<19)
		DB				
						HONEYCOMB
C00759	HC	**WH**		**M**	4866 - 2551	**SP** (16° UGR<11)
		BB		**W**	5068 - 2657	**ML** (30° UGR<11)
		GG		**N**	5200 - 2726	**MW** (47° UGR<16)
		DB				
DALI - 220-240 V AC - 32,5 W DC - 36 W AC						**DALI**
C00760		**WH**		**M**	4866 - 3404	**SP** (17° UGR<16)
		BB		**W**	5068 - 3545	**ML** (33° UGR<16)
		GG		**N**	5200 - 3638	**WF** (54° UGR<19)
		DB				
						HONEYCOMB
C00761	HC	**WH**		**M**	4866 - 2551	**SP** (16° UGR<11)
		BB		**W**	5068 - 2657	**ML** (30° UGR<11)
		GG		**N**	5200 - 2726	**MW** (47° UGR<16)
		DB				

Finishes

WH Text white R9003
BB Text black R9005
GG Text brilliant grey R9006
DB Dark brown

Cct

M 2700
W 3000
N 4000
HC Honeycomb

Accessories

Electronics

BF | 220 mA | 8 W DC

99342
ON/OFF
1 art.
100 x 80 x h 31

C-E200005
DALI/PUSH
1 art.
125 x 45 x h 30
55

BZ | 350 mA | 6,5 W DC

89421
ON/OFF
1 art.
74 x 65 x h 27

C-E200006
ON/OFF
1 - 2 art.
135 x 26 x h 26
35

C-E200004
DALI/PUSH
1 - 2 art.
125 x 45 x h 30
55



House DG
Rossano Veneto – Vicenza (Italy)

Project: and Lighting Designer:
Didonè Comacchio Architects (Arch. Paolo Didonè,
Arch. Devvy Comacchio)





STADIUM

Stadium | topLED | 220-240 V AC



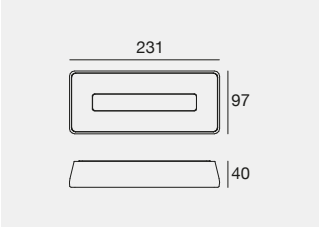

IK10 IP65

	Cct	lm S - lm D	Opt
6,4 W DC - 7,8 W AC			
WH **76078**	**M**	1192 - 596	**00** (Diffused)
BB **76079**	**W**	1246 - 623	
	N	1291 - 647	

Accessories: (pag 569)

Stadium | Full light | topLED | 220-240 V AC



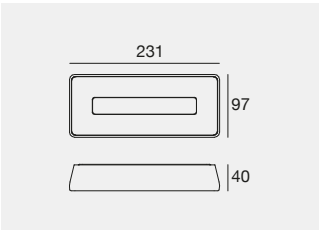

IK10 IP65

	Cct	lm S - lm D	Opt
6,4 W DC - 7,8 W AC			
PO **77186**	**M**	1192 - 678	**00** (Diffused)
	W	1246 - 709	
	N	1291 - 734	

Accessories: (pag 569)

Polycarbonate body.



Text white (WH)



Text black (BB)



Opaline
77186 + 83247

Accessories



WH **83247**	Inclined bracket	
BB **83248**	for wall installation	

Finishes

WH Text white R9003 PO Opaline polycarbonate
BB Text black R9005

Cct

M 2700 **N** 4000
W 3000

SKYPAD



Skypad | topLED | 220-240 V AC | 16 W DC - 19 W AC



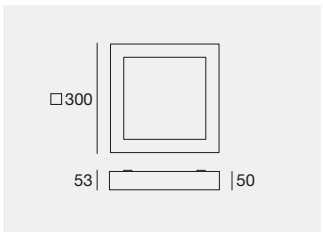

Aluminium body, glass diffuser.

IK06 IP65 NEW

	Fin	Cct	lm S - lm D	Opt
C01035	**WH**	**M**	2975 - 1738	**DI** (Diffused)
	BB	**W**	3105 - 1814	
DALI2	**GG**	**N**	3286 - 1920	
C01064	**DB**			

Minimalism in every detail.
Skypad is an outdoor luminaire (IP65) with diffused light emission, featuring an ultra-slim structure just 5 cm thick, ideal for surface mounting and discreet integration into contemporary architecture. The dedicated mounting system and direct connection to the mains ensure quick and easy installation. Also available in a DALI 2 version, it enables advanced lighting control to meet a wide range of application requirements.



Text white (WH)



Text black (BB)



Dark brown (DB)



Text brilliant grey (GG)

SIMPLIFIED INSTALLATION

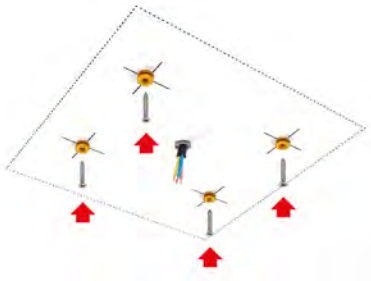

Step 1



Step 2 - 3





Finishes

WH Text white R9003 **GG** Text brilliant grey R9006
BB Text black R9005 **DB** Dark brown

Cct

M 2700 **N** 4000
W 3000





LINEAR SYSTEMS

Linear systems range index

Ice-Cut66



577

Thin66



579

Skin

Skin_F



586

Skin_Y



586

Paseo

Paseo_L



590-591

Paseo Dark



593

Paseo_X



593

Xenia

Xenia_W



603-605

Xenia_W Pro



604-605

Xenia_A



608

Xenia_AL



609

Xenia_A Pro



610-611

Xenia_A Pro MicroLouvre



611

Xenia_AF



612

Xenia_ALF



613

Xenia_AF Pro



614-615

Xenia_AF Pro MicroLouvre



615

Archiline

Archiline_F



624

Archiline_FL



625

Archiline_I



626

Archiline_W



631-632

Mini Tube

Mini Tube



635

Mini Tube IN&OUT



635

Maxi Tube

Maxi Tube

NEW



639

Maxi Tube IN&OUT

NEW



639

D-Wave

D-Wave



646

Dirigo

Dirigo_FL2 Aluminium



650

Dirigo_M2 Aluminium



650

Dirigo Cut-Off

Dirigo_CUT-OFF



656

Fylo+

Fylo+ Out Recessed_S



659

Fylo+ Out Recessed_W



659

ICE-CUT66



Ice-Cut66 | topLED | 24 V DC



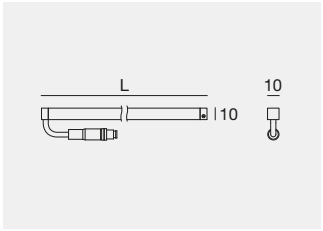

Translucent polycarbonate body.

	Cct	lm S - lm D	Opt
L 532 mm - 6 W DC			
PO **96740**	**M**	420 - 244	**00** (Diffused)
	W	438 - 265	
	N	478 - 289	

Electronics: **DM** (pag 577) - Accessories & cables: (pag 577)

L 1032 mm - 12 W DC			
PO **96741**	**M**	840 - 488	**00** (Diffused)
	W	875 - 530	
	N	956 - 579	

Electronics: **DN** (pag 577) - Accessories & cables: (pag 577)

L 1532 mm - 18 W DC			
PO **96742**	**M**	1260 - 731	**00** (Diffused)
	W	1313 - 794	
	N	1434 - 868	

Electronics: **DO** (pag 577) - Accessories & cables: (pag 577)

Accessories



IS **98398** 2x Fixing clips

suitable for: Ice-Cut66

Cables

24V DC | Cables



BB **99231** Conn. F.4 pin M8 (L 1m)

suitable for: Ice-Cut66

24V DC | Extension cables



BB **99232** Conn M. + F. 4 pin M8 (L 1m)

suitable for: Ice-Cut66

Electronics

DM | 24 V | max. 6,6 W DC

89359	99331	99332	83333	C-E400002
ON/OFF	ON/OFF	0/1-10V	DALI/PUSH	DALI/PUSH
1 - 6 art.	1 - 20 art.	1 - 20 art.	1 - 20 art.	1 - 32 art.
140 x 115 x h 50	158 x 60 x h 35	158 x 60 x h 35	188 x 68 x h 34	188 x 68 x h 34
	70	70	77	77

DN | 24 V | max. 13,6 W DC

89359	99331	99332	83333	C-E400002
ON/OFF	ON/OFF	0/1-10V	DALI/PUSH	DALI/PUSH
1 - 3 art.	1 - 9 art.	1 - 9 art.	1 - 9 art.	1 - 15 art.
140 x 115 x h 50	158 x 60 x h 35	158 x 60 x h 35	188 x 68 x h 34	188 x 68 x h 34
	70	70	77	77

DO | 24 V | max. 19,5 W DC

89359	99331	99332	83333	C-E400002
ON/OFF	ON/OFF	0/1-10V	DALI/PUSH	DALI/PUSH
1 - 2 art.	1 - 6 art.	1 - 6 art.	1 - 6 art.	1 - 11 art.
140 x 115 x h 50	158 x 60 x h 35	158 x 60 x h 35	188 x 68 x h 34	188 x 68 x h 34
	70	70	77	77

Finishes

PO Opaline polycarbonate BB Black
IS Brushed steel

Cct

M 2700 **N** 4000
W 3000

THIN66



Thin66 | topLED | 24 V DC



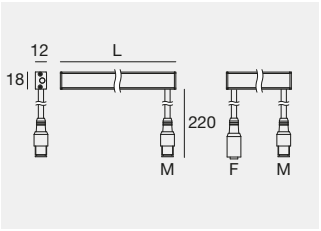

Steel fixing brackets included

			Cct	lm S - lm D	Opt
L 539 mm - 4,8 W DC					
AM	**83885**	M	**M**	425 - 159	**00** (Diffused)
AM	**83889**	M+F	**W**	440 - 165	
			N	480 - 179	

Electronics: **DR** (pag 581) | Accessories & cables: (pag 581)

L 1039 mm - 9,6 W DC					
AM	**83886**	M	**M**	1056 - 317	**00** (Diffused)
AM	**83890**	M+F	**W**	1075 - 330	
			N	1142 - 358	

Electronics: **DS** (pag 581) | Accessories & cables: (pag 581)

L 1539 mm - 14,4 W DC					
AM	**83887**	M	**M**	1275 - 475	**00** (Diffused)
AM	**83891**	M+F	**W**	1320 - 494	
			N	1440 - 537	

Electronics: **DQ** (pag 581) | Accessories & cables: (pag 581)

L 2039 mm - 19,2 W DC					
AM	**83888**	M	**M**	2112 - 634	**00** (Diffused)
AM	**83892**	M+F	**W**	2150 - 659	
			N	2284 - 716	

Electronics: **DO** (pag 581) | Accessories & cables: (pag 581)

Thin66, the linear profile that emits a diffused light that, thanks to its minimalist design, adapts to any type of installation to accentuate architectural details and features whilst emphasising the façades with character and elegance. Anodised aluminium body. Opal polyurethane resin diffuser.





Finishes

AM Anodised aluminium

Cct

M 2700 **N** 4000
W 3000



Beijing Tongzhou Hejing Center
Beijing (China)

Studio Lighting Designer:
Brandston Partnership Inc.

Accessories



IS **Included** Steel fixing brackets included

suitable for: Thin66

Cables

24 V DC | Power cables



BB **99216** Conn. F.4 pin M12 (L 1,5m)
BB **89190** Conn. F.4 pin M12 (L 5m)
suitable for: Thin66

24 V DC | Extension cables



BB **98437** Conn M. + F. 4 pin M12 (L 1m)
BB **98149** Conn M. + F. 4 pin M12 (L 5m)
BB **89188** Conn M. + F. 4 pin M12 (L 10m)
suitable for: Thin66

Electronics

DO | 24 V | max. 19,5 W DC

89359	99331	99332	83333	C-E400002
ON/OFF 1 - 2 art. 140 x 115 x h 50	ON/OFF 1 - 6 art. 158 x 60 x h 35 70	0/1-10V 1 - 6 art. 158 x 60 x h 35 70	DALI/PUSH 1 - 6 art. 188 x 68 x h 34 77	DALI/PUSH 1 - 11 art. 188 x 68 x h 34 77

DR | 24 V | max. 4,8 W DC

89359	99331	99332	83333
ON/OFF 1 - 9 art. 140 x 115 x h 50	ON/OFF 1 - 28 art. 158 x 60 x h 35 70	0/1-10V 1 - 28 art. 158 x 60 x h 35 70	DALI/PUSH 1 - 28 art. 188 x 68 x h 34 77

DQ | 24 V | max. 14,4 W DC

89359	99331	99332	83333	C-E400002
ON/OFF 1 - 3 art. 140 x 115 x h 50	ON/OFF 1 - 9 art. 158 x 60 x h 35 70	0/1-10V 1 - 9 art. 158 x 60 x h 35 70	DALI/PUSH 1 - 9 art. 188 x 68 x h 34 77	DALI/PUSH 1 - 15 art. 188 x 68 x h 34 77

DS | 24 V | max. 9,6 W DC

89359	99331	99332	83333	C-E400002
ON/OFF 1 - 4 art. 140 x 115 x h 50	ON/OFF 1 - 14 art. 158 x 60 x h 35 70	0/1-10V 1 - 14 art. 158 x 60 x h 35 70	DALI/PUSH 1 - 14 art. 188 x 68 x h 34 77	DALI/PUSH 1 - 22 art. 188 x 68 x h 34 77



Finishes

BB Black
IS Brushed steel

SKIN

Aluminium body.
Tempered glass diffuser.



Skin family

Skin_Wall



553-554



Skin_F
W AC 8,5-11,2-12-21
mm **166-220**
Cct 2700-3000-4000
Opt **Spot-M.Flood**
M.W.Flood
Elec. On/Off
Col. BD



Skin_F
W AC 8,5-11,2-12-21
mm **166-220**
Cct 2700-3000-4000
Opt **Spot-M.Flood**
M.W.Flood
Elec. On/Off
Col. BB



Skin_Y
W AC 14
mm **220**
Cct 2700-3000-4000
Opt **Asymmetric Wallwasher**
Elec. On/Off
Col. BB

An application for each version
Skin comes in various installation configurations: ceiling-mounted, semi-recessed and flush-fit. With two types of outer casing, it is easy to position according to the project requirements with a choice of different light distribution. Skin has an IP67 protection rating and an extremely strong structure with an impact rating of IK10 (166 mm version) and IK08 (220 mm version). The combination of these elements means that Skin is perfect for precise and accurate design requirements.

Ceiling surface:
Skin_Y, Skin_F



Ceiling recessed:
Skin_Y, Skin_F



In-ground:
Skin_Y, Skin_F





Outer casings for every construction context
For the installation of Skin, two types of recessed casing are available, developed to suit different construction materials and installation configurations. Models 83123 and 83124 are designed for uplight recessed installation in concrete slabs and downlight recessed installation in brick ceilings. Versions 83125 and 83126 are intended for downlight recessed installation in plasterboard or concrete ceilings and are secured using a dedicated bracket.



Uplight on concrete floor:
Installation of 5/3-cell or asymmetric version



Downlight on brick ceiling.
Installation of 5/3-cell or asymmetric version



Downlight on false ceiling,
Downlight on concrete ceiling:
Installation of 5/3-cell or asymmetric version



Skin_F
M. Flood

Skin_F
M. Flood

Skin_Y
Asymmetric



TOTAL FLEXIBILITY AND BLENDING IN

Skin takes the concept of flexibility to another level through the innovative template that allows the continuous installation of the individual modules positioned at precisely angled step (one every 10°). Operation is intuitive. The modules can be positioned at an angle of up to 60°, following the project layout, by fixing the template under the outer casing. Different configurations of light fixtures can be combined with this innovative anchoring system, creating eye-catching and innovative lighting scenes. The lights can be applied in any architectural setting, even the most delicate and complex, without the need for major structural interventions. An apse or a historic building can be lit in a uniform, respectful manner, with an aesthetic in keeping with the setting.



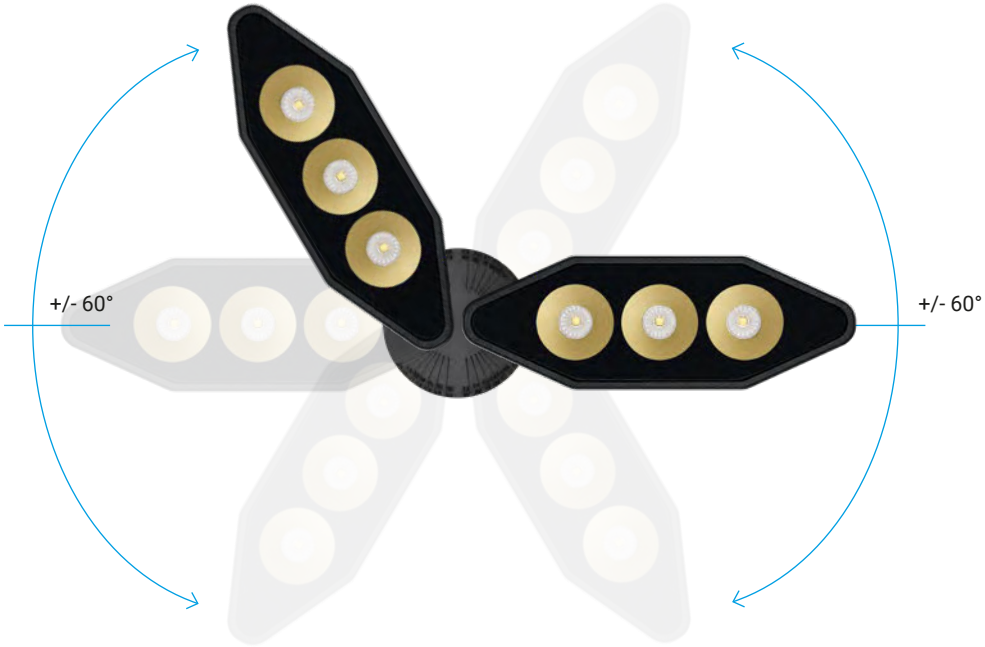



A template is included with every outer casing

Thanks to the special template, Skin can be used to create curved lines or perfect circles of lights which adapt and blend into columns and non-linear walls. Continuity is guaranteed by the precision of the installation and the careful study of the optic layout avoids unwanted variations in light intensity. There is a configuration for every setting. On the ceiling or floor, the light produced by Skin fits the context, no matter how complex or delicate, thanks to the different openings (Spot, Medium Flood, Medium Wide Flood, Diffused, Asymmetric). The compact size and unusual elongated hexagonal shape make it easy to simultaneously combine multiple configurations.





Skin lets you have fun with lighting. This collection has been conceived and designed to go beyond standard linear or spot lighting.

Skin_F | powerLED | 220-240 V AC



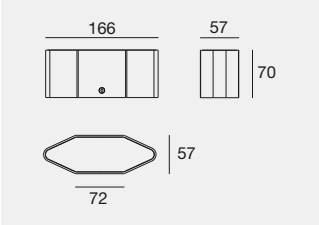

IK10 IP67

	Cct	lm S - lm D	Opt
6 W DC - 8,5 W AC			
BB **83859**	**M**	798 - 586	**15** (15°)
BD **83860**	**W**	852 - 624	**30** (32°)
			45 (46°)
9,6 W DC - 12 W AC			
BB **83862**	**M**	1210 - 861	**15** (15°)
BD **83863**	**W**	1210 - 861	**30** (33°)
			45 (47°)

Recessed casing: (pag 586)

Skin_F | powerLED | 220-240 V AC



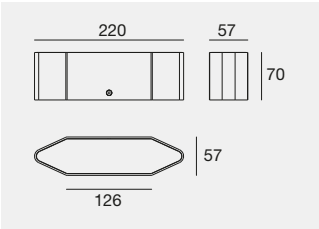

IK08 IP67

	Cct	lm S - lm D	Opt
10 W DC - 11,2 W AC			
BB **83869**	**M**	1330 - 1030	**15** (15°)
BD **83870**	**W**	1420 - 1097	**30** (33°)
			45 (46°)
16,2 W DC - 21 W AC			
BB **83866**	**M**	2016 - 1332	**15** (15°)
BD **83867**	**W**	2016 - 1332	**30** (33°)
			45 (47°)

Recessed casing: (pag 586)

Skin_Y | powerLED | 220-240 V AC



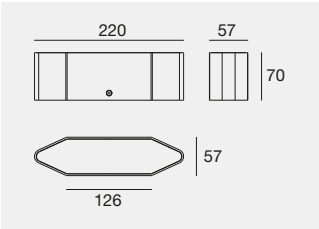

IK08 IP67

	Cct	lm S - lm D	Opt
12,2 W DC - 14 W AC			
BB **83873**	**M**	1584 - 523	**07** (Asym. Ww)
	W	1700 - 561	

Recessed casing: (pag 586)

Recessed casings

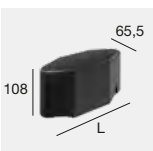

ABS **83123** L 175 mm
suitable for:
Skin_F (L 166 mm)

ABS **83124** L 229 mm
suitable for:
Skin_F / _Y (L 220 mm)

For installation: uplight on concrete pavement, downlight on brick ceiling.

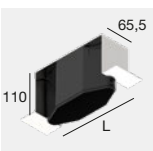

ABS **83125** L 175 mm
suitable for:
Skin_F (L 166 mm)

ABS **83126** L 229 mm
suitable for:
Skin_F / _Y (L 220 mm)

For installation: downlight on false ceiling, downlight on concrete ceiling.



PASEO

Xinshougang Bridge
Beijing (China)

Lighting Project:
The Beijing Municipal Engineering Design Research Institute in collaboration with Zhao Ning (Frontera Lighting Design)



The Paseo range comes with a wide choice of optics, lengths, colour temperatures, and controls. These include DALI and 1-10V, and RGBW DMX and RGB pixel for dynamic lighting management and spectacular architectural illumination. The housings and numerous accessories mean Paseo can be recessed or fitted to a wall, ceiling or floor.
Transparent or opalescent polycarbonate body.







	Paseo_L / _L Antiglare	Paseo Dark	Paseo_X
W	6,2-6,6-7,5-12-13,1-15-19,5-24-31	6,2-12-15	7-17,3
mm	**512-1152-1452**	**594-1176-1467**	**576-1152**
Cct	2700-3000-4000-RGBW	2700-3000-4000	2700-3000-4000
Opt	**M.Flood-Diffused Asymmetric Wallwasher**	**Diffused**	**Spot-Flood-M.Flood M.W.Flood-Elliptic Flood**
Elec.	On/Off-0/1-10V-DALI-DMX	On/Off-0/1-10V-DALI	On/Off
Col.	TR OP	BB	TR

Paseo family

Paseo_PIXEL



830



Minimal size
The Paseo models are even thinner and more versatile, with width of 24 to 26 millimetres that adapt easily to any design need. Their very small size is combined with simple, minimalist aesthetics.





For cables and power supply/control contact Linea Light Group support service.

Maximum protection
An electrostatic discharge occurs when, between two bodies that are close or at contact, there occurs a transfer of charges which could at times damage electronics and LED modules. Paseos with incorporated drivers come with an up to 4KV electrostatic discharge (ESD) protection.

ESD



Ultrasonic-welded caps offer perfect mechanical resistance and light continuity

Thermoplastic PUR cables with IP67 quick coupling connectors made of M12 with 4 or 5 poles

Steel spring for safe coupling of the Paseo profile to the outer casing

Apparatus equipped TCS® valve, to avoid the formation of humidity in the profile

Paseo_L | topLED | 24 V DC



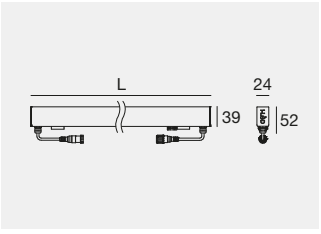

	Cct	lm S - lm D	Opt
L 512 mm - 7,5 W DC			
PT **97673**	**M**	662 - 507	**20** (37°x 99°)
	W	720 - 552	**07** (Asym. Ww)
	N	749 - 574	
L 512 mm - 7,5 W DC			
PO **81328**	**M**	662 - 330	**00** (Diffused)
	W	720 - 359	
	N	749 - 374	

Electronics: **DM** (pag 596) | Recessed casing, accessories & cables: (pag 594-596)

L 1152 mm - 15 W DC			
PT **97674**	**M**	1208 - 931	**20** (34°x 117°)
	W	1313 - 1013	**07** (Asym. Ww)
	N	1365 - 1053	
L 1152 mm - 15 W DC			
PO **81329**	**M**	1208 - 624	**00** (Diffused)
	W	1313 - 679	
	N	1365 - 706	

Electronics: **DN** (pag 596) | Recessed casing, accessories & cables: (pag 594-596)

L 1452 mm - 19,5 W DC			
PT **97675**	**M**	1913 - 1474	**20** (34°x 117°)
	W	2079 - 1604	**07** (Asym. Ww)
	N	2162 - 1667	
L 1452 mm - 22 W DC			
PO **81330**	**M**	1913 - 988	**00** (Diffused)
	W	2079 - 1075	
	N	2162 - 1117	

Electronics: **DO** (pag 596) | Recessed casing, accessories & cables: (pag 594-596)

Paseo_L | topLED | 220-240 V AC



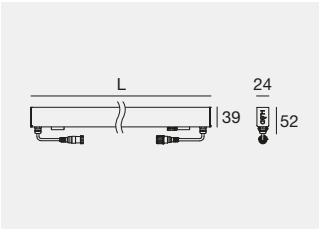

	Cct	lm S - lm D	Opt
L 512 mm - 6,6 W DC - 7,4 W AC			
PT **96150**	**M**	662 - 507	**20** (37°x 99°)
	W	720 - 552	**07** (Asym. Ww)
	N	749 - 574	
L 512 mm - 6,6 W DC - 7,4 W AC			
PO **81331**	**M**	662 - 330	**00** (Diffused)
	W	720 - 359	
	N	749 - 374	
L 1152 mm - 13,6 W DC - 15,2 W AC			
PT **96151**	**M**	1208 - 931	**20** (34°x 117°)
	W	1313 - 1013	**07** (Asym. Ww)
	N	1365 - 1053	
L 1152 mm - 13,6 W DC - 15,2 W AC			
PO **81332**	**M**	1208 - 624	**00** (Diffused)
	W	1313 - 679	
	N	1365 - 706	
L 1452 mm - 22 W DC - 24 W AC			
PT **96152**	**M**	1913 - 1474	**20** (34°x 117°)
	W	2079 - 1604	**07** (Asym. Ww)
	N	2162 - 1667	
L 1452 mm - 22 W DC - 24 W AC			
PO **81333**	**M**	1913 - 988	**00** (Diffused)
	W	2079 - 1075	
	N	2162 - 1117	

Recessed casing, accessories & cables: (pag 594-596)

Paseo_L Anti-glare | topLED | 24 V DC



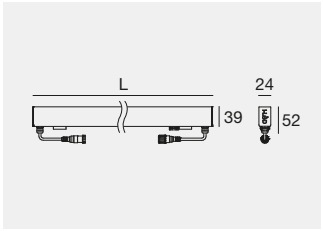

	Cct	lm S - lm D	Opt
L 512 mm - 7,5 W DC			
PT **94021**	**M**	662 - 264	**20** (37°x 99°)
	W	720 - 288	**07** (Asym. Ww)
	N	749 - 294	

Electronics: **DM** (pag 596) | Recessed casing, accessories & cables: (pag 594-596)

L 1152 mm - 15 W DC			
PT **94022**	**M**	1208 - 496	**20** (34°x 117°)
	W	1313 - 537	**07** (Asym. Ww)
	N	1365 - 548	

Electronics: **DN** (pag 596) | Recessed casing, accessories & cables: (pag 594-596)

Paseo_L Anti-glare | topLED | 220-240 V AC



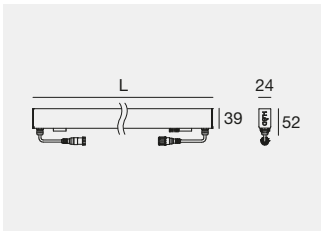

	Cct	lm S - lm D	Opt
L 512 mm - 6,2 W DC - 7 W AC			
PT **93994**	**M**	662 - 264	**20** (37°x 99°)
	W	720 - 288	**07** (Asym. Ww)
	N	749 - 294	
L 1152 mm - 13,1 W DC - 15 W AC			
PT **93995**	**M**	1208 - 496	**20** (34°x 117°)
	W	1313 - 537	**07** (Asym. Ww)
	N	1365 - 548	

Recessed casing, accessories & cables: (pag 594-596)

Paseo_L | topLED | 24 V DC



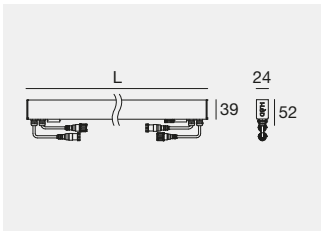

	Cct		Opt
L 512 mm - 12 W DC			
P0 **84055**	**V**	RGBW (3000K)	**00** (Diffused)
	Q	RGBW (4000K)	
L 1152 mm - 24 W DC			
P0 **84056**	**V**	RGBW (3000K)	
	Q	RGBW (4000K)	
L 1452 mm - 31 W DC			
P0 **84057**	**V**	RGBW (3000K)	
	Q	RGBW (4000K)	

Electronics: **AM2** (pag 596) | Recessed casing, accessories & cables: (pag 594-596)

NO-GLARE

Device equipped with Anti-glare profile for reducing direct glaring. The light emission intensity remains unvaried though.

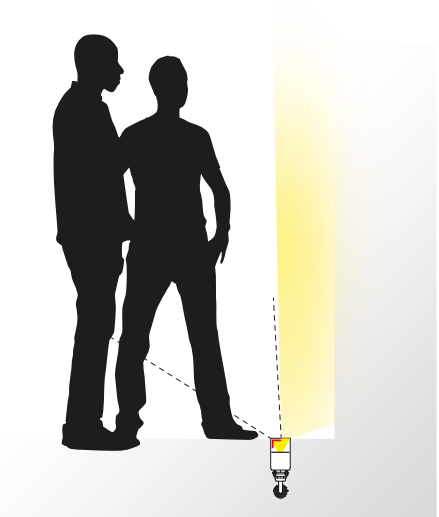

Finishes

PT Transparent polycarbonate
P0 Opaline polycarbonate

Cct

M 2700 **N** 4000 **Q** RGBW 4000
W 3000 **V** RGBW 3000



Athens International Airport
Athens (Greece)

Project: Alexandros N. Tombazis and Associates | AVW Architecture

Façade Lighting: Eleftheria Deko & Associates

Structural Design: Alexandros Athanasiadis & Associates | Kyriaki Kalantzi

Photography: Gavriil Papadiotis

Paseo Dark | topLED | 48 V DC



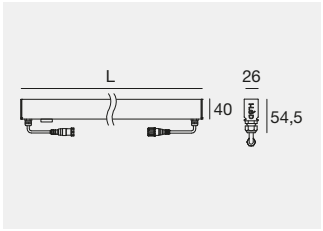

Steel fixing brackets included

48V

	Cct	lm S - lm D	Opt
L 594 mm - 6,2 W DC			
BB **84214**	**M**	740 - 262	**00** (Diffused)
	W	760 - 270	
	N	828 - 293	
L 1176 mm - 12 W DC			
BB **84215**	**M**	1480 - 524	
	W	1520 - 540	
	N	1656 - 586	
L 1467 mm - 15 W DC			
BB **84216**	**M**	1850 - 658	
	W	1900 - 677	
	N	2070 - 736	

For cables and power supply/control contact Linea Light support service.

Electronics: **EK** (pag 596) | Accessories & cables: (pag 594-596)

Paseo_X | powerLED | 220-240 V AC



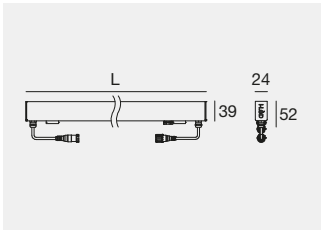

	Cct	lm S - lm D	Opt
L 576 mm - 12 LED - 7 W DC - 7,7 W AC			
PT **96196**	**M**	1032 - 745	**08** (15°x 27°)
	W	1104 - 798	**15** (24°x 32°)
	N	1176 - 849	**30** (30°x 37°)
L 1152 mm - 24 LED - 17,3 W DC - 19,4 W AC			**60** (46°x 51°)
PT **96197**	**M**	2555 - 1844	**25** (28°x 58°)
	W	2732 - 1971	
	N	2909 - 2099	

Recessed casing, accessories & cables: (pag 594-596)

Finishes

PT Transparent polycarbonate
BB Black polycarbonate

Cct

M 2700 **N** 4000
W 3000

Recessed casings

Paseo | Outer casing for floor-mounted recessed installation



Outer casing - Frame

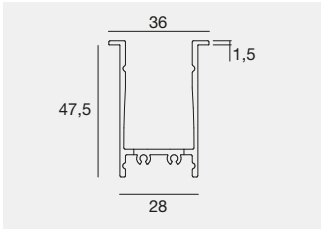



Cable gland

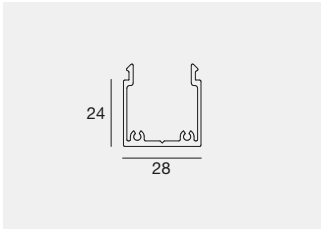

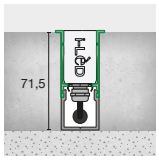

AM **98355** 513 mm x Paseo 512 mm
AM **98430** 577 mm x Paseo 576 mm
AM **98356** 1153 mm x Paseo 1152 mm
AM **98357** 1453 mm x Paseo 1452 mm
suitable for: Paseo_L / Paseo_L Anti-glare / Paseo_X / Paseo_PIXEL

AM **98471** 513 mm x Paseo 512 mm
AM **98472** 577 mm x Paseo 576 mm
AM **98473** 1153 mm x Paseo 1152 mm
AM **98474** 1453 mm x Paseo 1452 mm
suitable for: Paseo_L / Paseo_L Anti-glare / Paseo_X / Paseo_PIXEL

Installation accessories

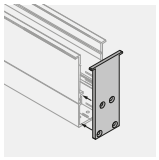

98876 2 x Terminal caps for closing the profile

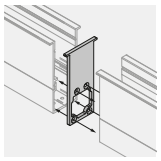

98553 2 x Joining cap between the outer casings with hole for passing cables through

Paseo | Outer casing for floor-mounted or ceiling-mounted flushed installation



Outer casing - Frameless

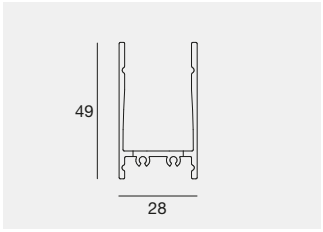



Cable gland

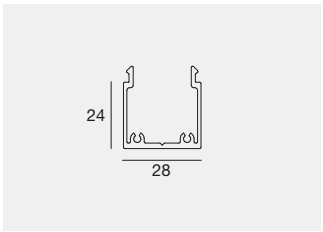



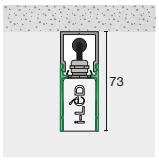

AM **98467** 513 mm x Paseo 512 mm
AM **98468** 577 mm x Paseo 576 mm
AM **98469** 1153 mm x Paseo 1152 mm
AM **98470** 1453 mm x Paseo 1452 mm
suitable for: Paseo_L / Paseo_L Anti-glare / Paseo_X / Paseo_PIXEL

AM **98471** 513 mm x Paseo 512 mm
AM **98472** 577 mm x Paseo 576 mm
AM **98473** 1153 mm x Paseo 1152 mm
AM **98474** 1453 mm x Paseo 1452 mm
suitable for: Paseo_L / Paseo_L Anti-glare / Paseo_X / Paseo_PIXEL

Installation accessories

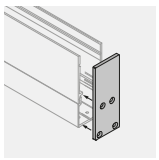

98466 2 x Terminal caps for closing the profile

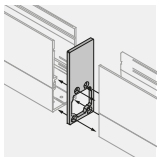

98554 2 x Joining cap between the outer casings with hole for passing cables through

Paseo | Outer casing for installation on dropped ceiling with springs



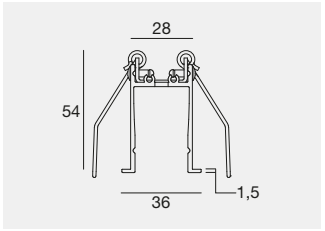



AM **98374**	513 mm	x Paseo 512 mm
AM **98435**	577 mm	x Paseo 576 mm
AM **98375**	1153 mm	x Paseo 1152 mm
AM **98376**	1453 mm	x Paseo 1452 mm

suitable for: Paseo_L / Paseo_L Anti-glare / Paseo_X / Paseo_PIXEL

Installation accessories

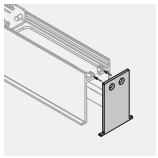

98465 2 x Terminal caps for closing the profile

Accessories

Paseo | Extraction key



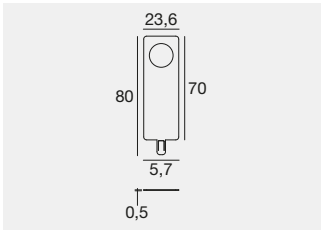

AM **98475** Extraction key

Paseo extraction key is the tool you need to extract Paseo from the outer casing. Compatible with any type of Paseo outer casing.

suitable for: Paseo_L / Paseo_L Anti-glare / Paseo_X / Paseo_PIXEL





IS **Included** Steel fixing brackets included

suitable for: Paseo Dark



IS **83162** Support bracket for wall installation

suitable for: Paseo_L / Paseo_X / Paseo Dark / Paseo_PIXEL

Finishes

AM Anodised Aluminium
IS Brushed steel

Cables

24 V DC 220-240 V AC | Power cables



BB **99216** Conn. F.4 pin M12 (L 1,5m)
BB **89190** Conn. F.4 pin M12 (L 5m)
suitable for: Paseo

DMX | Cables



BB **89189** Conn. M.5 pin M12 (L 5m)
suitable for: Paseo

DMX | Cables



BB **98494** Conn. M.5 pin M12 + F.3 pin XLR (L 5m)
suitable for: Paseo

DMX | Extension cables



BB **98994** Conn. M. / F. 5 pin M12 (L 1m)
BB **98993** Conn. M. / F. 5 pin M12 (L 5m)
BB **89187** Conn. M. / F. 5 pin M12 (L 10m)
suitable for: Paseo

24 V DC 220-240 V AC | Extension cables



BB **98437** Conn M. + F. 4 pin M12 (L 1m)
BB **98149** Conn M. + F. 4 pin M12 (L 5m)
BB **89188** Conn M. + F. 4 pin M12 (L 10m)
suitable for: Paseo

DMX | Cables



BB **89186** Conn. M.5 pin M12 + M.3 pin XLR (L 5m)
suitable for: Paseo

DMX | Cables



BB **98493** Conn. M.5 pin M12 + M.5 pin XLR (L 5m)
suitable for: Paseo



89365 DMX line closure adapter

Pag. 1016

Electronics

AM2 | 24 V | DMX/RDM

Driver CV	Switching	DMX	C-E700026	89365
ON/OFF 24V DC 14W - 240W Pag. 992-994	24V DC 50W - 500W Pag. 987-988	Controllers Pag. 1007	DMX/RDM addresser	120 Ohm DMX line closure

DN | 24 V

89359	99331	99332	83333	C-E400002
ON/OFF 1 - 3 art. 140 x 115 x h 50	ON/OFF 1 - 9 art. 158 x 60 x h 35 (IP) 70	0/1-10V 1 - 9 art. 158 x 60 x h 35 (IP) 70	DALI/PUSH 1 - 9 art. 188 x 68 x h 34 (IP) 77	DALI/PUSH 1 - 15 art. 188 x 68 x h 34 (IP) 77

EK | 48 V

99784	99785	C-E400003	Switching	83177
ON/OFF 150W CV 48V 219 x 63 x h 35 (IP) 80	ON/OFF 240W CV 48V 244 x 71 x h 38 (IP) 81	DALI/PUSH 150W CV 48V 188 x 68 x h 34 (IP) 77	CV 48V Pag. 987-988	Dimmer DMX 312W 97 x 36 x h 62

DM | 24 V

89359	99331	99332	83333	C-E400002
ON/OFF 1 - 6 art. 140 x 115 x h 50	ON/OFF 1 - 20 art. 158 x 60 x h 35 (IP) 70	0/1-10V 1 - 20 art. 158 x 60 x h 35 (IP) 70	DALI/PUSH 1 - 20 art. 188 x 68 x h 34 (IP) 77	DALI/PUSH 1 - 32 art. 188 x 68 x h 34 (IP) 77

DO | 24 V

89359	99331	99332	83333	C-E400002
ON/OFF 1 - 2 art. 140 x 115 x h 50	ON/OFF 1 - 6 art. 158 x 60 x h 35 (IP) 70	0/1-10V 1 - 6 art. 158 x 60 x h 35 (IP) 70	DALI/PUSH 1 - 6 art. 188 x 68 x h 34 (IP) 77	DALI/PUSH 1 - 11 art. 188 x 68 x h 34 (IP) 77

Finishes

BB Black



Ekipe Sports Centre
San Giovanni la Punta - Catania (Italy)

Project:
Arch. Puleo Salvatore
Arch. Catanese Angela
Ing. Neri Fabio

Photography:
Fabio Gambina

XENIA



Xenia is a professional outdoor linear lighting system. Its structure has been completely redesigned, reducing the amount of aluminium for greater sustainability, while maintaining sturdiness and durability. Wall or floor installation options, recessed with flange or frameless, for full flexibility in integrating with the architecture. With a wide optical range and 5 different lengths, Xenia luminaires are ideal for illuminating façades or highlighting architectural details, giving the building a distinctive visual presence. Anodised 6060 aluminium alloy body.

Xenia family

Xenia_Blade



818

Xenia_PIXEL



832





_W
pag 603-604



_W PRO
pag 604-605



_A
pag 608



_AL
pag 609



_A PRO
pag 610-611



_A PRO MicroLouvre
pag 611



_AF
pag 612



_ALF
pag 613



_AF PRO
pag 614-615



_AF PRO MicroLouvre
pag 615

	Wall		**Recessed - Frame**				**Recessed - Frameless**			
Length	366 -->1530	366 -->1530	359-->1519	359-->1519	160-->1519	359-->1519	359-->1519	359-->1519	160-->1519	359-->1519
Power	6,1 -->27,5	8 -->37,4	6,4 -->27,5	1,7 -->22	4,5 -->37	7,4 -->37	6,4 -->27,5	1,7 -->22	4,5 -->37	7,4 -->37
topLED	2200K 2700K 3000K 4000K RGBW	-	2200K 2700K 3000K 4000K RGBW	2200K 2700K 3000K 4000K RGBW	-	-	2200K 2700K 3000K 4000K RGBW	2200K 2700K 3000K 4000K RGBW	-	-
powerLED	2200K 2700K 3000K 4000K	2200K 2700K 3000K 4000K RGBW	-	-	2200K 2700K 3000K 4000K RGBW	2200K 2700K 3000K 4000K	-	-	2200K 2700K 3000K 4000K RGBW	2200K 2700K 3000K 4000K
Optics	Flood Elliptic Asymm. Ww Diffused	Flood Elliptic Asymm. Ww	Elliptic Asymm. Ww	Diffused	Spot M.Flood W.Flood Elliptic Asymm. Ww	Spot M.Flood W.Flood Elliptic Asymm. Ww	Elliptic Asymm. Ww	Diffused	Spot M.Flood W.Flood Elliptic Asymm. Ww	Spot M.Flood W.Flood Elliptic Asymm. Ww
Finish	AM	AM	AM	AM	AM	AM	AM	AM	AM	AM
Driver	On/Off 0/1-10V DALI	-	On/Off 0/1-10V DALI	On/Off 0/1-10V DALI	On/Off DALI	-	On/Off 0/1-10V DALI	On/Off 0/1-10V DALI	On/Off DALI	-
Driver	On/Off DMX	On/Off DALI DMX	On/Off	On/Off DMX	On/Off DALI DMX	On/Off DALI	On/Off	On/Off DMX	On/Off DALI DMX	On/Off DALI

SMALL DETAILS, BIG DIFFERENCES!

+40%

EFFICIENCY

COMPARED TO THE PREVIOUS VERSION



XENIA WALL: A RANGE OF ACCESSORIES DESIGNED TO OFFER MAXIMUM INSTALLATION FLEXIBILITY.



Tiltable bracket (C-F400006)

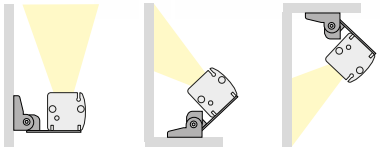

Fixed bracket for surface mounting (C-F400008)

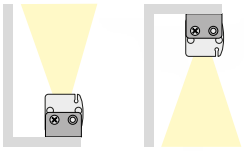

Cantilever bracket (available in various lengths)



MicroLouvre

Xenia_MicroLouvre keeps all the distinctive features of the Xenia family, guaranteeing superior visual comfort. This is made possible by the integration of a special anti-glare grid that divides the light beam into microcells. The extremely thin grid does not compromise the quality or uniformity of the emitted light but effectively reduces glare.



With MicroLouvre



Without MicroLouvre



Scale 1:1

IK08 IP68 *

Xenia A / AF recessed

- The Xenia A and AF versions allow the creation of continuous lines of light. The fixtures are designed to be installed in a continuous row, ensuring maximum light uniformity without interruptions.
- The installation is quick and easy thanks to the innovative outer casings; the particular structure allows mounting close to the wall.
- MicroLouvre anti-glare system.
- Size range: 359 mm --> 1519 mm.
- Optical range: Spot, Medium Flood, Wide Flood, Elliptic, Asymmetric Wall Washer, Diffused.
- Maximum durability and reliability in any situation: the Xenia A and AF fixtures have an extremely resistant and robust structure, strong enough to be driven over by vehicles, and boast an IK08 rating for mechanical impact resistance.

* Resistant to temporary immersion. (Not suitable for permanent submerged installation).

Xenia with end caps accessory (83188)



Xenia without end caps accessory (83188)





Museo Tuscolano
Scuderie Aldobrandini
Frascati (Roma)

Director of the Museo Tuscolano:
Alfredo Moraci

Photo: Matteo Canestraro

Xenia_W | V2 | topLED | 24 V DC



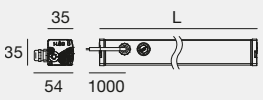



DW Dynamic White available on request

C.V. IK07 IP66

	Fin	Cct	lm S - lm D	Opt
L 366 mm - 6,4 W DC				
C00517	**AM**	**A**	930 - 776	**3F** (27°x 91°)
		M	1085 - 906	**WW** (Asym. Ww)
		W	1133 - 946	**DI** (Diffused)
		N	1199 - 1001	
L 630 mm - 11 W DC				
C00518	**AM**	**A**	1594 - 1330	
		M	1860 - 1552	
		W	1942 - 1621	
		N	2056 - 1715	
L 930 mm - 16,5 W DC				
C00519	**AM**	**A**	2391 - 1995	
		M	2790 - 2328	
		W	2913 - 2431	
		N	3084 - 2572	
L 1230 mm - 22 W DC				
C00520	**AM**	**A**	3188 - 2660	
		M	3720 - 3103	
		W	3884 - 3241	
		N	4112 - 3429	
L 1530 mm - 27,5 W DC				
C00521	**AM**	**A**	3985 - 3325	
		M	4650 - 3879	
		W	4855 - 4051	
		N	5140 - 4287	

Electronics: **AL** (pag 619) | Accessories: (pag 618)

Xenia_W | V2 | topLED | 220-240 V AC



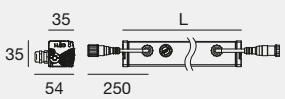

DW Dynamic White available on request

IK07 IP66

	Fin	Cct	lm S - lm D	Opt
L 366 mm - 6,4 W DC - 8 W AC				
C00522	**AM**	**A**	930 - 776	**3F** (27°x 91°)
		M	1085 - 906	**WW** (Asym. Ww)
		W	1133 - 946	**DI** (Diffused)
		N	1199 - 1001	
L 630 mm - 11 W DC - 13,5 W AC				
C00523	**AM**	**A**	1594 - 1330	
		M	1860 - 1552	
		W	1942 - 1621	
		N	2056 - 1715	
L 930 mm - 16,5 W DC - 19,5 W AC				
C00524	**AM**	**A**	2391 - 1995	
		M	2790 - 2328	
		W	2913 - 2431	
		N	3084 - 2572	
L 1230 mm - 22 W DC - 24,5 W AC				
C00525	**AM**	**A**	3188 - 2660	
		M	3720 - 3103	
		W	3884 - 3241	
		N	4112 - 3429	
L 1530 mm - 27,5 W DC - 31 W AC				
C00526	**AM**	**A**	3985 - 3325	
		M	4650 - 3879	
		W	4855 - 4051	
		N	5140 - 4287	

Accessories: (pag 618) | Cables: (pag 619)

Xenia_W RGBW DMX/RDM | V2 | topLED | 220-240 V AC



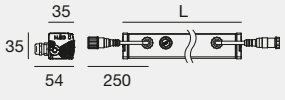

DW Dynamic White available on request

IK07 IP66 DMX RDM RGBW

	Fin	Cct		Opt
L 535 mm - 11 W DC - 14 W AC				
C00527	**AM**	**V**	RGBW (3000K)	**3F** (27°x 91°)
		Q	RGBW (4000K)	**WW** (Asym. Ww)
				DI (Diffused)
L 1182 mm - 22,5 W DC - 29 W AC				
C00528	**AM**	**V**	RGBW (3000K)	
		Q	RGBW (4000K)	

Electronics: **AM13** (pag 619) | Accessories: (pag 618) | Cables: (pag 619)

Finishes

AM Anodised Aluminium

Cct

A 2200 **M** 2700 **W** 3000 **N** 4000 **V** RGBW 3000 **Q** RGBW 4000

Xenia_W | V2 | powerLED | 630 mA



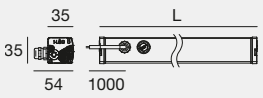



DW Dynamic White available on request

Fin	Cct	lm S - lm D	Opt
L 366 mm - 3 LED - 6,1 W DC			
C00529 AM	**A**	528 - 374	**FL** (29°)
	M	699 - 495	**3F** (29°x 92°)
	W	747 - 529	**EM** (35°x 47°)
	N	798 - 565	**WW** (Asym. Ww)

Electronics: **BI** (pag 619) | Accessories: (pag 618) | Cables: (pag 619)

L 630 mm - 6 LED - 12,1 W DC			
C00530 AM	**A**	1056 - 743	**FL** (29°)
	M	1398 - 984	**3F** (29°x 92°)
	W	1494 - 1052	**EM** (35°x 47°)
	N	1596 - 1124	**WW** (Asym. Ww)

Electronics: **BQ** (pag 619) | Accessories: (pag 618) | Cables: (pag 619)

L 930 mm - 9 LED - 17,9 W DC			
C00531 AM	**A**	1584 - 1117	**FL** (29°)
	M	2097 - 1479	**3F** (29°x 92°)
	W	2241 - 1581	**EM** (35°x 47°)
	N	2394 - 1689	**WW** (Asym. Ww)

Electronics: **BL** (pag 619) | Accessories: (pag 618) | Cables: (pag 619)

L 1230 mm - 12 LED - 24,3 W DC			
C00532 AM	**A**	2112 - 1486	**FL** (29°)
	M	2796 - 1998	**3F** (29°x 92°)
	W	2988 - 2104	**EM** (35°x 47°)
	N	3192 - 2248	**WW** (Asym. Ww)

Electronics: **BR** (pag 619) | Accessories: (pag 618) | Cables: (pag 619)

Xenia_W PRO | V2 | powerLED | 220-240 V AC



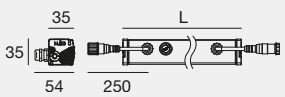

DW Dynamic White available on request

Fin	Cct	lm S - lm D	Opt
L 366 mm - 6 LED - 8 W DC - 9 W AC			
C00544 AM	**A**	828 - 577	**FL** (29°)
	M	1086 - 758	**3F** (29°x 92°)
	W	1164 - 812	**EM** (35°x 47°)
	N	1242 - 866	**WW** (Asym. Ww)
L 630 mm - 12 LED - 15,1 W DC - 18 W AC			
C00545 AM	**A**	1656 - 1154	
	M	2172 - 1515	
	W	2328 - 1623	
	N	2484 - 1732	
L 930 mm - 18 LED - 23,1 W DC - 26,2 W AC			
C00546 AM	**A**	2376 - 1696	
	M	3114 - 2222	
	W	3330 - 2377	
	N	3546 - 2531	
L 1230 mm - 24 LED - 31,8 W DC - 35,4 W AC			
C00547 AM	**A**	3168 - 2262	
	M	4152 - 2965	
	W	4440 - 3170	
	N	4728 - 3376	
L 1530 mm - 30 LED - 37,4 W DC - 44 W AC			
C00548 AM	**A**	3960 - 2827	
	M	5190 - 3705	
	W	5550 - 3962	
	N	5910 - 4219	

Accessories: (pag 618) | Cables: (pag 619)

Xenia_W PRO | V2 | DALI | powerLED | 220-240 V AC



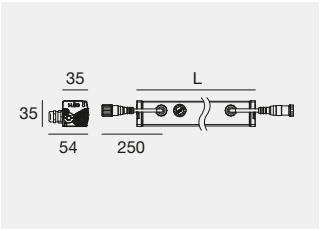

DW Dynamic White available on request

IK07 IP66 **DALI**

	Fin	Cct	lm S - lm D	Opt
L 630 mm - 12 LED - 14,8 W DC - 18 W AC				
C00550	**AM**	**A**	1656 - 1154	**FL** (29°)
		M	2172 - 1515	**3F** (29°x 92°)
		W	2328 - 1623	**EM** (35°x 47°)
		N	2484 - 1732	**WW** (Asym. Ww)
L 930 mm - 18 LED - 22,2 W DC - 24,8 W AC				
C00551	**AM**	**A**	2376 - 1626	
		M	3114 - 2222	
		W	3330 - 2377	
		N	3546 - 2531	
L 1230 mm - 24 LED - 29,6 W DC - 33,2 W AC				
C00552	**AM**	**A**	3168 - 2262	
		M	4152 - 2965	
		W	4440 - 3170	
		N	4728 - 3376	
L 1530 mm - 30 LED - 37 W DC - 41,3 W AC				
C00553	**AM**	**A**	3960 - 2827	
		M	5190 - 3705	
		W	5550 - 3962	
		N	5910 - 4219	

Accessories: (pag 618) | Cables: (pag 619)

Xenia_W PRO RGBW DMX/RDM | V2 | powerLED | 220-240 V AC



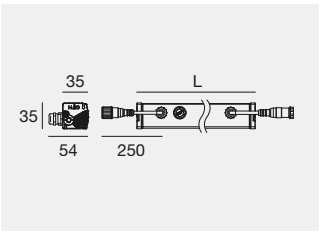

DW Dynamic White available on request

IK07 IP66 DMX RDM RGBW

	Fin	Cct		Opt
L 500 mm - 3x4 LED - 7,3 W DC - 8,5W AC				
C00554	**AM**	**V**	RGBW (3000K)	**EF** (20°÷29°)x(41°÷60°)
		Q	RGBW (4000K)	
L 1182 mm - 8x4 LED - 19,3 W DC - 24 W AC				
C00555	**AM**	**V**	RGBW (3000K)	
		Q	RGBW (4000K)	

Electronics: **AM13** (pag 619) | Accessories: (pag 618) | Cables: (pag 619)

Nh Collection City Life Milano
Milan (Italy)

Architectural project:
Quattroassociati

Lighting Designer:
Esa engineering

Client:
Igefi for Nh Hotel

Photography:
Andrea Martiradonna





Hotel Mama Shelter
Rennes (France)

Project:
Mama Shelter Hotel

Lighting Designer:
Distylight

Architectural project:
DTACC

Photography:
Cyril Folliot



Xenia_A | V2 | topLED | 24 V DC



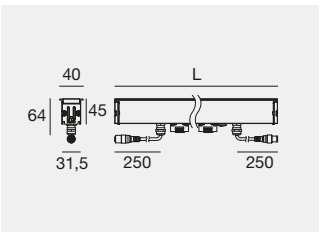

DW Dynamic White available on request

	Fin	Cct	lm S - lm D	Opt
L 359 mm - 6,4 W DC				
C00556	**AM**	**A**	930 - 565	**3F** (24°x 86°)
		M	1085 - 659	**WW** (Asym. Ww)
		W	1133 - 688	
		N	1199 - 728	
L 619 mm - 11 W DC				
C00557	**AM**	**A**	1594 - 968	
		M	1860 - 1128	
		W	1942 - 1178	
		N	2056 - 1247	
L 919 mm - 16,5 W DC				
C00558	**AM**	**A**	2391 - 1451	
		M	2790 - 1692	
		W	2913 - 1767	
		N	3084 - 1870	
L 1219 mm - 22 W DC				
C00559	**AM**	**A**	3188 - 1935	
		M	3720 - 2256	
		W	3884 - 2356	
		N	4112 - 2493	
L 1519 mm - 27,5 W DC				
C00560	**AM**	**A**	3985 - 2418	
		M	4650 - 2820	
		W	4855 - 2945	
		N	5140 - 3116	

Electronics: **AL** (pag 619) | Recessed casings, accessories & cables: (pag 618-619)

Xenia_A | V2 | topLED | 220-240 V AC



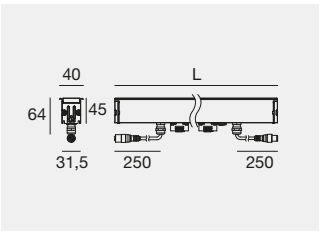

DW Dynamic White available on request

	Fin	Cct	lm S - lm D	Opt
L 359 mm - 6,4 W DC - 8 W AC				
C00561	**AM**	**A**	930 - 565	**3F** (24°x 86°)
		M	1085 - 659	**WW** (Asym. Ww)
		W	1133 - 688	
		N	1199 - 728	
L 619 mm - 11 W DC - 13,5 W AC				
C00562	**AM**	**A**	1594 - 968	
		M	1860 - 1128	
		W	1942 - 1178	
		N	2056 - 1247	
L 919 mm - 16,5 W DC - 19,5 W AC				
C00563	**AM**	**A**	2391 - 1451	
		M	2790 - 1692	
		W	2913 - 1767	
		N	3084 - 1870	
L 1219 mm - 22 W DC - 24,5 W AC				
C00564	**AM**	**A**	3188 - 1935	
		M	3720 - 2256	
		W	3884 - 2356	
		N	4112 - 2493	
L 1519 mm - 27,5 W DC - 31 W AC				
C00565	**AM**	**A**	3985 - 2418	
		M	4650 - 2820	
		W	4855 - 2945	
		N	5140 - 3116	

Recessed casings, accessories & cables: (pag 618-619)

Xenia_A RGBW DMX/RDM | V2 | topLED | 220-240 V AC



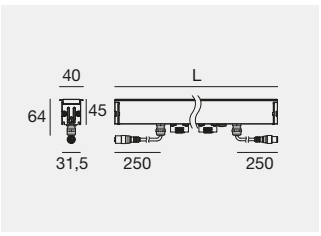

DW Dynamic White available on request

	Fin	Cct	Opt
L 529 mm - 11 W DC - 14 W AC			
C00586	**AM**	**V** RGBW (3000K)	**3F** (24°x 86°)
		Q RGBW (4000K)	**WW** (Asym. Ww)
L 1169 mm - 22,5 W DC - 29 W AC			
C00587	**AM**	**V** RGBW (3000K)	
		Q RGBW (4000K)	

Electronics: **AM13** (pag 619) | Recessed casings, accessories & cables: (pag 618-619)

Xenia_AL | V2 | topLED | 220-240 V AC



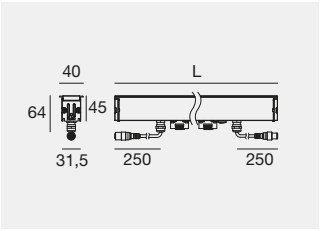

DW Dynamic White available on request

	Fin	Cct	lm S - lm D	Opt
L 359 mm - 1,7 W DC - 2,5 W AC				
C00571	**AM**	**A**	245 - 67	**DI** (Diffused)
		M	278 - 76	
		W	290 - 80	
		N	307 - 84	
L 619 mm - 3 W DC - 4 W AC				
C00572	**AM**	**A**	420 - 115	
		M	478 - 131	
		W	498 - 136	
		N	526 - 144	
L 919 mm - 4,5 W DC - 5,5 W AC				
C00573	**AM**	**A**	630 - 173	
		M	717 - 196	
		W	747 - 204	
		N	789 - 216	
L 1219 mm - 6 W DC - 8 W AC				
C00574	**AM**	**A**	840 - 230	
		M	956 - 261	
		W	996 - 272	
		N	1052 - 288	
L 1519 mm - 7,5 W DC - 10 W AC				
C00575	**AM**	**A**	1050 - 287	
		M	1195 - 326	
		W	1245 - 340	
		N	1315 - 360	

Recessed casings, accessories & cables: (pag 618-619)

* Resistant to temporary immersion.
Not suitable for permanent submerged installation.

Finishes

AM Anodised Aluminium

Cct

A 2200 **W** 3000
M 2700 **N** 4000

Xenia_A PRO | V2 | powerLED | 500 mA



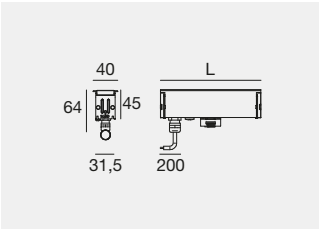

DW Dynamic White available on request

Xenia_A PRO | V2 | powerLED | 220-240 V AC



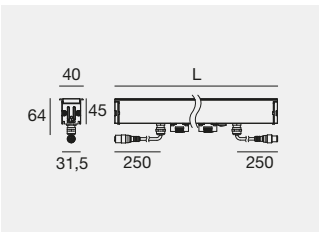

DW Dynamic White available on request

Xenia_A PRO | V2 | DALI | powerLED | 220-240 V AC



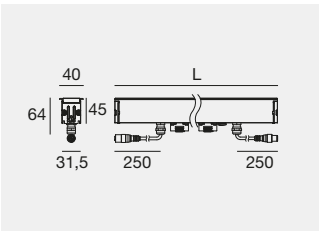

DW Dynamic White available on request

* Resistant to temporary immersion.
Not suitable for permanent submerged installation.

	Fin	Cct	lm S - lm D	Opt
L160 mm - 3 LED - 4,5 W DC				
C00588	**AM**	**A**	453 - 354	**SP** (19°)
		M	597 - 466	**ML** (36°)
		W	639 - 499	**WF** (67°)
		N	681 - 532	**EF** (21°x 42°)
				WW (Asym. Ww)

Electronics: **BW** (pag 619) | Recessed casings, accessories & cables: (pag 618-619)

	Fin	Cct	lm S - lm D	Opt
L 359 mm - 6 LED - 7,4 W DC - 9,5 W AC				
C00589	**AM**	**A**	828 - 631	**SP** (19°)
		M	1086 - 848	**ML** (36°)
		W	1164 - 909	**WF** (67°)
		N	1242 - 970	**EF** (21°x 42°)
L 619 mm - 12 LED - 14,8 W DC - 18 W AC				**WW** (Asym. Ww)
C00590	**AM**	**A**	1656 - 1261	
		M	2172 - 1695	
		W	2328 - 1817	
		N	2484 - 1939	
L 919 mm - 18 LED - 22,2 W DC - 26 W AC				
C00591	**AM**	**A**	2376 - 1853	
		M	3114 - 2430	
		W	3330 - 2596	
		N	3546 - 2770	
L 1219 mm - 24 LED - 29,6 W DC - 33,2 W AC				
C00592	**AM**	**A**	3168 - 2470	
		M	4152 - 3239	
		W	4440 - 3462	
		N	4728 - 3694	
L 1519 mm - 30 LED - 37 W DC - 41,3 W AC				
C00593	**AM**	**A**	3960 - 3088	
		M	5190 - 4049	
		W	5550 - 4327	
		N	5910 - 4617	

Recessed casings, accessories & cables: (pag 618-619)

DALI

	Fin	Cct	lm S - lm D	Opt
L 619 mm - 12 LED - 14,8 W DC - 18 W AC				
C00595	**AM**	**A**	1656 - 1261	**SP** (19°)
		M	2172 - 1695	**ML** (36°)
		W	2328 - 1817	**WF** (67°)
		N	2484 - 1939	**EF** (21°x 42°)
L 919 mm - 18 LED - 22,2 W DC - 26 W AC				**WW** (Asym. Ww)
C00596	**AM**	**A**	2376 - 1853	
		M	3114 - 2430	
		W	3330 - 2596	
		N	3546 - 2770	
L 1219 mm - 24 LED - 29,6 W DC - 33,2 W AC				
C00597	**AM**	**A**	3168 - 2470	
		M	4152 - 3239	
		W	4440 - 3462	
		N	4728 - 3694	
L 1519 mm - 30 LED - 37 W DC - 41,3 W AC				
C00598	**AM**	**A**	3960 - 3088	
		M	5190 - 4049	
		W	5550 - 4327	
		N	5910 - 4617	

Recessed casings, accessories & cables: (pag 618-619)

Finishes

AM Anodised Aluminium

Cct

A 2200 **W** 3000
M 2700 **N** 4000

LAMP-CONCEPT.CH

Xenia_A PRO RGBW DMX/RDM | V2 | powerLED | 220-240 V AC



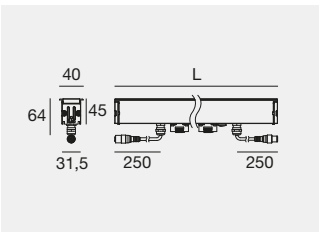

DW Dynamic White available on request

IK08 IP68 *

DMX RDM RGBW

	Fin	Cct		Opt
L 529 mm - 3x4 LED - 7,3 W DC - 11 W AC				
C00599	**AM**	**V**	RGBW (3000K)	**EF** (21°x 42°)
		Q	RGBW (4000K)	
L 1169 mm - 8x4 LED - 19,3 W DC - 24,5 W AC				
C00600	**AM**	**V**	RGBW (3000K)	**EF** (21°x 42°)
		Q	RGBW (4000K)	

Electronics: **AM13** (pag 619) | Recessed casings, accessories & cables: (pag 618-619)

Xenia_A PRO Micro Louvre | V2 | powerLED | 220-240 V AC



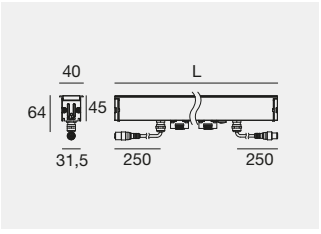

DW Dynamic White available on request

IK08 IP68 *

	Fin	Cct	Im S - Im D	Opt
L 359 mm - 6 LED - 7,4 W DC - 9,5 W AC				
C00670	**AM**	**A**	828 - 350	**SP** (10°÷19°)
		M	1086 - 470	**ML** (30°÷39°)
		W	1164 - 504	**WF** (50°÷70°)
		N	1242 - 538	**EF** (20°÷29°)x(41°÷60°)
L 619 mm - 12 LED - 14,8 W DC - 18 W AC				**WW** (Asym. Ww)
C00671	**AM**	**A**	1656 - 699	
		M	2172 - 940	
		W	2328 - 1008	
		N	2484 - 1075	
L 919 mm - 18 LED - 22,2 W DC - 26 W AC				
C00672	**AM**	**A**	2376 - 1027	
		M	3114 - 1347	
		W	3330 - 1440	
		N	3546 - 1536	
L 1219 mm - 24 LED - 29,6 W DC - 33,2 W AC				
C00673	**AM**	**A**	3168 - 1370	
		M	4152 - 1796	
		W	4440 - 1919	
		N	4728 - 2048	
L 1519 mm - 30 LED - 37 W DC - 41,3 W AC				
C00674	**AM**	**A**	3960 - 1713	
		M	5190 - 2245	
		W	5550 - 2399	
		N	5910 - 2560	

Recessed casings, accessories & cables: (pag 618-619)

Xenia_A PRO Micro Louvre | V2 | DALI | powerLED | 220-240 V AC



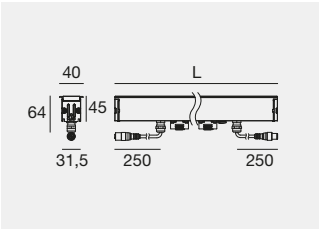

DW Dynamic White available on request

IK08 IP68 *

DALI

	Fin	Cct	Im S - Im D	Opt
L 619 mm - 12 LED - 14,8 W DC - 18 W AC				
C00676	**AM**	**A**	1656 - 699	**SP** (10°÷19°)
		M	2172 - 940	**ML** (30°÷39°)
		W	2328 - 1008	**WF** (50°÷70°)
		N	2484 - 1075	**EF** (20°÷29°)x(41°÷60°)
L 919 mm - 18 LED - 22,2 W DC - 26 W AC				**WW** (Asym. Ww)
C00677	**AM**	**A**	2376 - 1027	
		M	3114 - 1347	
		W	3330 - 1440	
		N	3546 - 1536	
L 1219 mm - 24 LED - 29,6 W DC - 33,2 W AC				
C00678	**AM**	**A**	3168 - 1370	
		M	4152 - 1796	
		W	4440 - 1919	
		N	4728 - 2048	
L 1519 mm - 30 LED - 37 W DC - 41,3 W AC				
C00679	**AM**	**A**	3960 - 1713	
		M	5190 - 2245	
		W	5550 - 2399	
		N	5910 - 2560	

Recessed casings, accessories & cables: (pag 618-619)

* Resistant to temporary immersion.
Not suitable for permanent submerged installation.

Finishes

AM Anodised Aluminium

Cct

A 2200 **M** 2700 **W** 3000 **N** 4000 **V** RGBW 3000 **Q** RGBW 4000

Xenia_AF | V2 | topLED | 24 V DC



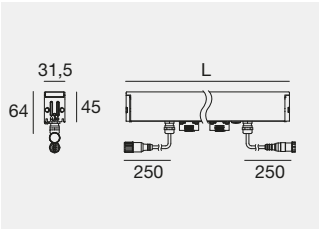

DW Dynamic White available on request

	Fin	Cct	lm S - lm D	Opt
L 359 mm - 6,4 W DC				
C00608	**AM**	**A**	930 - 565	**3F** (24°x 86°)
		M	1085 - 659	**WW** (Asym. Ww)
		W	1133 - 688	
		N	1199 - 728	
L 619 mm - 11 W DC				
C00609	**AM**	**A**	1594 - 968	
		M	1860 - 1128	
		W	1942 - 1178	
		N	2056 - 1247	
L 919 mm - 16,5 W DC				
C00610	**AM**	**A**	2391 - 1451	
		M	2790 - 1692	
		W	2913 - 1767	
		N	3084 - 1870	
L 1219 mm - 22 W DC				
C00611	**AM**	**A**	3188 - 1935	
		M	3720 - 2256	
		W	3884 - 2356	
		N	4112 - 2493	
L 1519 mm - 27,5 W DC				
C00612	**AM**	**A**	3985 - 2418	
		M	4650 - 2820	
		W	4855 - 2945	
		N	5140 - 3116	

Electronics: **AL** (pag 619) | Recessed casings, accessories & cables: (pag 618-619)

Xenia_AF | V2 | topLED | 220-240 V AC



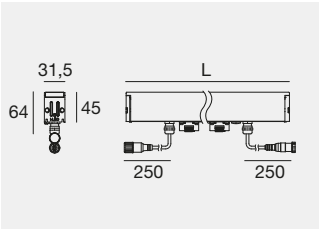

DW Dynamic White available on request

	Fin	Cct	lm S - lm D	Opt
L 359 mm - 6,4 W DC - 8 W AC				
C00614	**AM**	**A**	930 - 565	**3F** (24°x 86°)
		M	1085 - 659	**WW** (Asym. Ww)
		W	1133 - 688	
		N	1199 - 728	
L 619 mm - 11 W DC - 13,5 W AC				
C00615	**AM**	**A**	1594 - 968	
		M	1860 - 1128	
		W	1942 - 1178	
		N	2056 - 1247	
L 919 mm - 16,5 W DC - 19,5 W AC				
C00616	**AM**	**A**	2391 - 1451	
		M	2790 - 1692	
		W	2913 - 1767	
		N	3084 - 1870	
L 1219 mm - 22 W DC - 24,5 W AC				
C00617	**AM**	**A**	3188 - 1935	
		M	3720 - 2256	
		W	3884 - 2356	
		N	4112 - 2493	
L 1519 mm - 27,5 W DC - 31 W AC				
C00618	**AM**	**A**	3985 - 2418	
		M	4650 - 2820	
		W	4855 - 2945	
		N	5140 - 3116	

Recessed casings, accessories & cables: (pag 618-619)

Xenia_AF RGBW DMX/RDM | V2 | topLED | 220-240 V AC



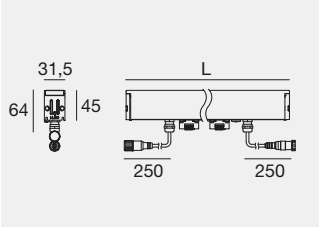

DW Dynamic White available on request

	Fin	Cct	Opt
L 529 mm - 11 W DC - 14 W AC			
C00650	**AM**	**V** RGBW (3000K)	**3F** (24°x 86°)
		Q RGBW (4000K)	**WW** (Asym. Ww)
L 1169 mm - 22,5 W DC - 29 W AC			
C00651	**AM**	**V** RGBW (3000K)	
		Q RGBW (4000K)	

Electronics: **AM13** (pag 619) | Recessed casings, accessories & cables: (pag 618-619)

Finishes

AM Anodised Aluminium

Cct

A 2200 **W** 3000 **V** RGBW 3000
M 2700 **N** 4000 **Q** RGBW 4000

LAMP-CONCEPT.CH

Xenia_ALF | V2 | topLED | 220-240 V AC



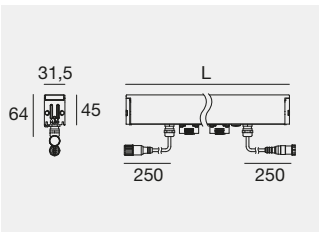

DW Dynamic White available on request

	Fin	Cct	lm S - lm D	Opt
L 359 mm - 1,7 W DC - 2,5 W AC				
C00625	**AM**	**A**	245 - 67	**DI** (Diffused)
		M	278 - 76	
		W	290 - 80	
		N	307 - 84	
L 619 mm - 3 W DC - 4 W AC				
C00626	**AM**	**A**	420 - 115	
		M	478 - 131	
		W	498 - 136	
		N	526 - 144	
L 919 mm - 4,5 W DC - 5,5 W AC				
C00627	**AM**	**A**	630 - 173	
		M	717 - 196	
		W	747 - 204	
		N	789 - 216	
L 1219 mm - 6 W DC - 8 W AC				
C00628	**AM**	**A**	840 - 230	
		M	956 - 261	
		W	996 - 272	
		N	1052 - 288	
L 1519 mm - 7,5 W DC - 10 W AC				
C00629	**AM**	**A**	1050 - 287	
		M	1195 - 326	
		W	1245 - 340	
		N	1315 - 360	

Recessed casings, accessories & cables: (pag 618-619)

* Resistant to temporary immersion.
Not suitable for permanent submerged installation.

Finishes

AM Anodised Aluminium

Cct

A 2200 **W** 3000
M 2700 **N** 4000

Xenia_AF PRO | V2 | powerLED | 500 mA



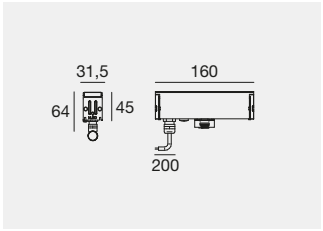

DW Dynamic White available on request

Xenia_AF PRO | V2 | powerLED | 220-240 V AC



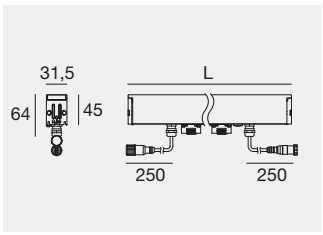

DW Dynamic White available on request

Xenia_AF PRO | V2 | DALI | powerLED | 220-240 V AC



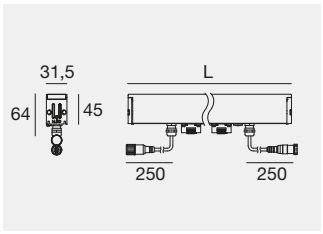

DW Dynamic White available on request

* Resistant to temporary immersion.
Not suitable for permanent submerged installation.

	Fin	Cct	lm S - lm D	Opt
L 160 mm - 3 LED - 4,5 W DC				
C00652	**AM**	**A**	453 - 354	**SP** (19°)
		M	597 - 466	**ML** (36°)
		W	639 - 499	**WF** (67°)
		N	681 - 532	**EF** (21°x 42°)
				WW (Asym. Ww)

Electronics: **BW** (pag 619) | Recessed casings, accessories & cables: (pag 618-619)

	Fin	Cct	lm S - lm D	Opt
L 359 mm - 6 LED - 7,4 W DC - 9,5 W AC				
C00653	**AM**	**A**	828 - 631	**SP** (19°)
		M	1086 - 848	**ML** (36°)
		W	1164 - 909	**WF** (67°)
		N	1242 - 970	**EF** (21°x 42°)
L 619 mm - 12 LED - 14,8 W DC - 18 W AC				**WW** (Asym. Ww)
C00654	**AM**	**A**	1656 - 1261	
		M	2172 - 1695	
		W	2328 - 1817	
		N	2484 - 1939	
L 919 mm - 18 LED - 22,2 W DC - 26 W AC				
C00655	**AM**	**A**	2376 - 1853	
		M	3114 - 2430	
		W	3330 - 2596	
		N	3546 - 2770	
L 1219 mm - 24 LED - 29,6 W DC - 33,2 W AC				
C00656	**AM**	**A**	3168 - 2470	
		M	4152 - 3239	
		W	4440 - 3462	
		N	4728 - 3694	
L 1519 mm - 30 LED - 37 W DC - 41,3 W AC				
C00657	**AM**	**A**	3960 - 3088	
		M	5190 - 4049	
		W	5550 - 4327	
		N	5910 - 4617	

Recessed casings, accessories & cables: (pag 618-619)

DALI

	Fin	Cct	lm S - lm D	Opt
L 619 mm - 12 LED - 14,8 W DC - 18 W AC				
C00659	**AM**	**A**	1656 - 1261	**SP** (19°)
		M	2172 - 1695	**ML** (36°)
		W	2328 - 1817	**WF** (67°)
		N	2484 - 1939	**EF** (21°x 42°)
L 919 mm - 18 LED - 22,2 W DC - 26 W AC				**WW** (Asym. Ww)
C00660	**AM**	**A**	2376 - 1853	
		M	3114 - 2430	
		W	3330 - 2596	
		N	3546 - 2770	
L 1219 mm - 24 LED - 29,6 W DC - 33,2 W AC				
C00661	**AM**	**A**	3168 - 2470	
		M	4152 - 3239	
		W	4440 - 3462	
		N	4728 - 3694	
L 1519 mm - 30 LED - 37 W DC - 41,3 W AC				
C00662	**AM**	**A**	3960 - 3088	
		M	5190 - 4049	
		W	5550 - 4327	
		N	5910 - 4617	

Recessed casings, accessories & cables: (pag 618-619)

Finishes	Cct
AM Anodised Aluminium	**A** 2200 **W** 3000 **M** 2700 **N** 4000

Xenia_AF PRO RGBW DMX/RDM | V2 | powerLED | 220-240V AC



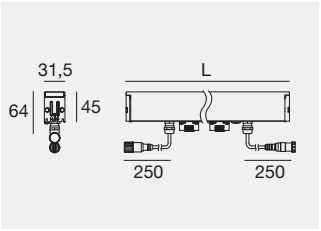

DW Dynamic White available on request

Xenia_AF PRO Micro Louvre | V2 | powerLED | 220-240 V AC



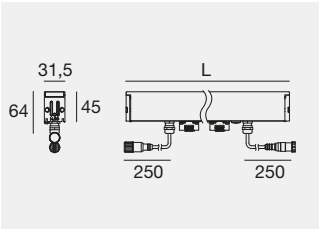

DW Dynamic White available on request

Xenia_AF PRO Micro Louvre | V2 | DALI | powerLED | 220-240 V AC



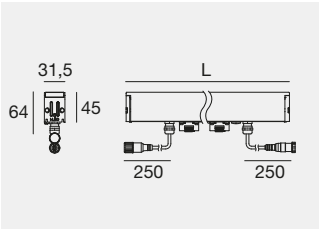

DW Dynamic White available on request

* Resistant to temporary immersion.
Not suitable for permanent submerged installation.

IK08 IP68 *

DMX RDM +RGBW

	Fin	Cct		Opt
L 529 mm - 3x4 LED - 7,3 W DC - 10,5 W AC				
C00668	**AM**	**V**	RGBW (3000K)	**EF** (21°x 42°)
		Q	RGBW (4000K)	
L 1169 mm - 8x4 LED - 19,3 W DC - 22,6 W AC				
C00669	**AM**	**V**	RGBW (3000K)	**EF** (21°x 42°)
		Q	RGBW (4000K)	

Electronics: **AM13** (pag 619) | Recessed casings, accessories & cables: (pag 618-619)

IK08 IP68 *

	Fin	Cct	Im S - Im D	Opt
L 359 mm - 6 LED - 7,4 W DC - 9,5 W AC				
C00680	**AM**	**A**	828 - 350	**SP** (10°÷19°)
		M	1086 - 470	**ML** (30°÷39°)
		W	1164 - 504	**WF** (50°÷70°)
		N	1242 - 538	**EF** (20°÷29°)x(41°÷60°)
L 619 mm - 12 LED - 14,8 W DC - 18 W AC				**WW** (Asym. Ww)
C00681	**AM**	**A**	1656 - 699	
		M	2172 - 940	
		W	2328 - 1008	
		N	2484 - 1075	
L 919 mm - 18 LED - 22,2 W DC - 26 W AC				
C00682	**AM**	**A**	2376 - 1027	
		M	3114 - 1347	
		W	3330 - 1440	
		N	3546 - 1536	
L 1219 mm - 24 LED - 29,6 W DC - 33,2 W AC				
C00683	**AM**	**A**	3168 - 1370	
		M	4152 - 1796	
		W	4440 - 1919	
		N	4728 - 2048	
L 1519 mm - 30 LED - 37 W DC - 41,3 W AC				
C00684	**AM**	**A**	3960 - 1713	
		M	5190 - 2245	
		W	5550 - 2399	
		N	5910 - 2560	

Recessed casings, accessories & cables: (pag 618-619)

IK08 IP68 *

DALI

	Fin	Cct	Im S - Im D	Opt
L 619 mm - 12 LED - 14,8 W DC - 18 W AC				
C00686	**AM**	**A**	1656 - 699	**SP** (10°÷19°)
		M	2172 - 940	**ML** (30°÷39°)
		W	2328 - 1008	**WF** (50°÷70°)
		N	2484 - 1075	**EF** (20°÷29°)x(41°÷60°)
L 919 mm - 18 LED - 22,2 W DC - 26 W AC				**WW** (Asym. Ww)
C00687	**AM**	**A**	2376 - 1027	
		M	3114 - 1347	
		W	3330 - 1440	
		N	3546 - 1536	
L 1219 mm - 24 LED - 29,6 W DC - 33,2 W AC				
C00688	**AM**	**A**	3168 - 1370	
		M	4152 - 1796	
		W	4440 - 1919	
		N	4728 - 2048	
L 1519 mm - 30 LED - 37 W DC - 41,3 W AC				
C00689	**AM**	**A**	3960 - 1713	
		M	5190 - 2245	
		W	5550 - 2399	
		N	5910 - 2560	

Recessed casings, accessories & cables: (pag 618-619)

Finishes

AM Anodised Aluminium

Cct

A 2200 **M** 2700 **W** 3000 **N** 4000 **V** RGBW 3000 **Q** RGBW 4000





Via Broletto,
ESA Engineering
Milan (Italy)

Project: Antonio Buonsante

Photography:
Antonio Buonsante



Hotel Portrait
Milan (Italy)

Lighting Designer:
Alexander Bellman,
Gruppo C14

Recessed casings and accessories

Recessed casings



AL **99926** for 160 mm
AL **99912** for 359 mm
AL **99913** for 619 mm
AL **99914** for 919 mm
AL **99915** for 1219 mm
AL **99916** for 1519 mm
suitable for: Xenia_A / _AL / _A Pro
Xenia_AF / _ALF / _AF Pro

AL **99918** for 529 mm
AL **99919** for 1169 mm
suitable for: Xenia_A / _AL / _A Pro RGBW
Xenia_AF / _ALF / _AF Pro RGBW



IS **98949** 2x Fixing brackets 46-67 mm
suitable for: Xenia_W/_W Pro
Xenia_AF / _ALF / _AF Pro
Xenia_AF / _ALF / _AF Pro RGBW



IS **89045** 2x Fixing brackets 90 mm
IS **89046** 2x Fixing brackets 150 mm
IS **89047** 2x Fixing brackets 300 mm
suitable for: Xenia_W/_W Pro

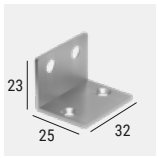

IS **C-F400008** 2x Brackets for surface mounting

suitable for: Xenia_W/_W Pro, Xenia_W RGBW



Xenia_W + Anti-glare
+ Bracket C-F400008



AL **99917** 2x End caps for recessed casing
suitable for: Xenia_AF / _ALF / _AF Pro
Xenia_AF / _ALF / _AF Pro RGBW



AL **83188** 2x End caps
suitable for: Xenia_A / _AL / _A Pro
Xenia_A / _AL / _A Pro RGBW

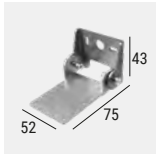

IS **C-F400006** 2x Fixing brackets

suitable for: Xenia_W/_W Pro, Xenia_AF/_ALF/_AF Pro
Xenia_AF/_ALF/_AF Pro RGBW



IS **99818** Fixing springs for false ceiling

suitable for: Xenia_A / _AL / _A Pro
Xenia_A / _AL / _A Pro RGBW



IS **C-V500001** 2x Accessory for fixture removal

suitable for: Xenia_AF / _ALF / _AF PRO



AL **98782** Anti-glaring - 366 mm
AL **98783** Anti-glaring - 630 mm
AL **98784** Anti-glaring - 930 mm
AL **98785** Anti-glaring - 1230 mm
AL **99778** Anti-glaring - 1530 mm
suitable for: Xenia_W / Xenia_W Pro



AL **98951** Anti-glaring 500 mm
suitable for: Xenia_W PRO RGBW



AL **98953** Anti-glaring 535 mm
suitable for: Xenia_W RGBW



AL **98952** Anti-glaring 1182 mm
suitable for: Xenia_W RGBW
Xenia_W Pro RGBW

Cables

24 V DC / 220-240 V AC | Power cables



BB **99216** Conn. F.4 pin M12 (L 1,5 m)
BB **89190** Conn. F.4 pin M12 (L 5 m)
suitable for: Xenia

24 V DC / 220-240 V AC | Extension cables



BB **98437** Conn M. + F. 4 pin M12 (L 1 m)
BB **98149** Conn M. + F. 4 pin M12 (L 5 m)
BB **89188** Conn M. + F. 4 pin M12 (L 10 m)
suitable for: Xenia

220-240 V AC + DALI | Power cables



BB **C-W200020** Conn. F.4 pin M12 (L 1,5 m)
BB **C-W200021** Conn. F.4 pin M12 (L 5 m)
suitable for: Xenia DALI

220-240 V AC + DMX | Splitter



BB **C-W200018** Start splitter
BB **C-W200019** Continuity splitter
suitable for: Xenia RGBW DMX/RDM

Pag. 1016

220-240 V AC + DMX | Power cables



BB **C-W200013** Conn. F.5 pin M12 (L 1,5 m)
BB **C-W200014** Conn. F.5 pin M12 (L 5 m)
suitable for: Xenia RGBW DMX/RDM

220-240 V AC + DMX | Extension cables



BB **C-W200015** Conn M. + F. 5 pin M12 (L 0,5 m)
BB **C-W200016** Conn M. + F. 5 pin M12 (L 1,5 m)
BB **C-W200017** Conn M. + F. 5 pin M12 (L 5 m)
suitable for: Xenia RGBW DMX/RDM

220-240 V AC + DALI | Extension cables



BB **C-W200022** Conn. M+F 4 pin M12 (L 0,5 m)
BB **C-W200023** Conn. M+F 4 pin M12 (L 1,5 m)
BB **83200** Conn. M+F 4 pin M12 (L 5 m)
suitable for: Xenia DALI



BB **C-W400005** DMX line closure adapter

suitable for: Xenia

Pag. 1016

Electronics

AL | 24 V

99374	99331	99332	83333	C-E400002
ON/OFF	ON/OFF	0/1-10V	DALI/PUSH	DALI/PUSH
75W	150W	150W	150W	240W
210 x 49 x h 25	158 x 60 x h 35	158 x 60 x h 35	188 x 68 x h 34	188 x 68 x h 34
56	70	70	77	77

BI | 630 mA | 5,5/6 W DC

C-E200008	99186	C-E200002
ON/OFF	ON/OFF	DALI/PUSH
1 - 2 art.	2 - 4 art.	1 - 4 art.
135 x 26 x h 26	117 x 92 x h 38	125 x 45 x h 30
35		55

BL | 630 mA | 18 W DC

99186	C-E200002
ON/OFF	DALI/PUSH
1 art.	1 art.
117 x 92 x h 38	125 x 45 x h 30
	55

BW | 500 mA | 4,5 W DC

C-E200007	99185	C-E200003
ON/OFF	ON/OFF	DALI/PUSH
1 - 2 art.	2 - 4 art.	1 - 4 art.
135 x 26 x h 26	117 x 92 x h 38	125 x 45 x h 30
35		55

AM13 | 220 V | DMX/RDM

DMX	C-E700026	C-W400005	C-W200018/C-W200019
Controllers	DMX/RDM addresser	120 Ohm DMX line closure	Splitter ALLinONE Start & Continuity
Pag. 1007			Pag. 1016

BQ | 630 mA | 11/12 W DC

C-E200008	99186	C-E200002
ON/OFF	ON/OFF	DALI/PUSH
1 art.	1 - 2 art.	1 - 2 art.
135 x 26 x h 26	117 x 92 x h 38	125 x 45 x h 30
35		55

BR | 630 mA | 22/24 W DC

99186	C-E200002
ON/OFF	DALI/PUSH
1 art.	1 art.
117 x 92 x h 38	125 x 45 x h 30
	55

Finishes

BB Black

ARCHILINE

Materials of models for recessed installation
Body in anodised 6060 aluminium alloy, flange in AISI 316L stainless steel. Diffuser in extra-clear tempered glass or tempered glass with white ceramic coating.

Materials of models for surface installation
Body in anodised 6060 aluminium alloy.
Diffuser in extra-clear tempered glass.



RECESSED FRAMELESS



Archiline_F
Frameless
Frameless Anti-glaring

W 11-11,2-12,2-13,2-18,3-19,8-36,5-39,6
mm **321-511-1001**
Cct 2700-3000-4000
Opt **Spot-Flood-M.Flood**
W.Flood-Elliptic
Asymmetric Wallwasher
Elec. On/Off-DALI
Col. AK



Archiline_F
Frameless RGBW DMX

13,2-22-44
321-511-1001
RGBW
Spot-Flood
W.Flood-Elliptic
Asymmetric Wallwasher
DMX
AK

Archiline_FL
Frameless Opaline

3,6-6-8,4-12-13,6-24
321-511-1001
3000-4000-RGBW
Diffused

On/Off-DMX
AK

RECESSED WITH FRAME



Archiline_I
Frame Inox
Frame Inox Anti-Glaring

W 11-11,2-12,2-13,2-18,3-19,8-36,5-39,6
mm **375-565-1055**
Cct 2700-3000-4000
Opt **Spot-Flood-M.Flood**
W.Flood-Elliptic
Asymmetric Wallwasher
Elec. On/Off-DALI
Col. IS



Archiline_I
Frame Inox RGBW DMX

13,2-22-44
375-565-1055
RGBW
Spot-Flood
W.Flood-Elliptic
Asymmetric Wallwasher
DMX
IS

WALL INSTALLATION



Archiline_W
Standard
Anti-glaring

W 11-11,2-12,2-13,2-22,3-22,4-24,3-33,6
34,5-36,4-37,5-44,7-44,8-48,5-55-59
mm **320-620-920-1220-1520**
Cct 2700-3000-4000
Opt **Spot-Flood-M.Flood**
W.Flood-Elliptic
Asymmetric Wallwasher
Elec. On/Off-DALI
Col. AM



Archiline_W
RGBW DMX

13,2-26,4-39,6-52,8
320-620-920-1220
RGBW
Spot-Flood
W.Flood-Elliptic
Asymmetric Wallwasher
DMX
AM

Safety systems
We have developed a range of dedicated safety systems to protect luminaires against corrosion, preserving their integrity and ensuring long-term durability.

Protection systems against overvoltage (OVP) and electrostatic discharge (ESD).

Systems designed to safeguard circuit integrity against moisture formation (TCS®) and water ingress (AquaStop®).

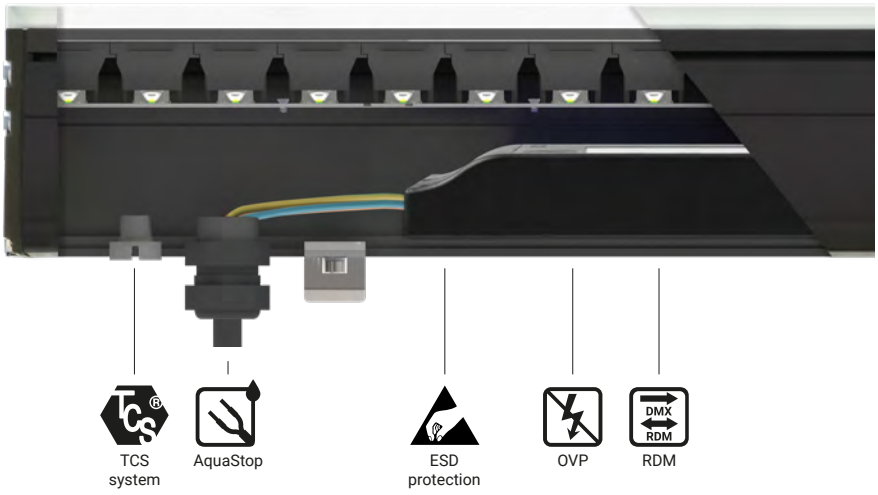



Performance for every need
Each family of outdoor linear luminaires offers a wide selection of power ratings, developed to meet a broad range of lighting requirements. Paseo, Xenia and Archiline, in particular, stand out for their particularly extensive range, suitable for different application contexts. It is also worth noting that all products in the Linear Systems section can be dimmed via 1-10V, DALI, DMX and RDM protocols, with bidirectional communication enabling full control of DMX parameters.

Optics
The Archiline range has optics for every type of design need:
- SPOT for accent lighting.
- FLOOD, MEDIUM FLOOD, MEDIUM WIDE FLOOD for soft lighting of parts of walls.
- ELLIPTIC which projects an oval beam, ideal for grazing illumination of high and narrow walls.
- ASYMMETRIC for a wallwasher effect.

Other features:
- Darklight versions, which section the beam by eliminating the direct component to the exterior and lighting only the wall
- Ability to create continuous lines without affecting the evenness of the light near the ends of each module. In the Archiline_F no-darklight versions, the diodes are arranged so as to maintain the same distance between each one, and between the last ones at each end.

ARCHILINE standard



ARCHILINE Anti-Glare (darklight)



Colour range
Archiline offers a wide range of colour temperatures, from warm white (2700 K) to natural white tones (4000 K), ensuring high application versatility. White light is complemented by RGBW technology, designed to create static or dynamic colour effects. The use of a dedicated white LED, separate from the three RGB channels, enables more accurate colour mixing while delivering pure, high-quality white light.





Sofitel Barcelona Skipper
Barcelona (Spain)

Lighting Designer:
Fantastico Lighting Partners

Photography:
Jordi Anguera

Archiline_F | powerLED | 220-240 V AC



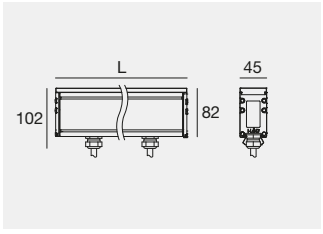

5000 kg IK10 IP68 *

	Cct	lm S - lm D	Opt
L 321 mm - 6 LED			
13,2 W DC - 14,5 W AC			
AK **92127**	**M**	1692 - 1252	**08** (15°)
DALI - 12,2 W DC - 15 W AC	**W**	1812 - 1340	**15** (24°)
AK **81591**	**N**	1932 - 1429	**30** (30°)
			60 (50°)
L 511 mm - 9 LED			**25** (42°x 29°)
19,8 W DC - 22 W AC			**27** (Asym. Ww)
AK **92128**	**M**	2538 - 1878	
DALI - 18,3 W DC - 20,5 W AC	**W**	2718 - 2011	
AK **81592**	**N**	2898 - 2143	
L 1001 mm - 18 LED			
39,6 W DC - 44 W AC			
AK **92129**	**M**	5076 - 3756	
DALI - 36,5 W DC - 41 W AC	**W**	5436 - 4022	
AK **81593**	**N**	5796 - 4287	

Recessed casing: (pag 628) - Cables: (pag 633)

Archiline_F Anti-glare | powerLED | 220-240 V AC



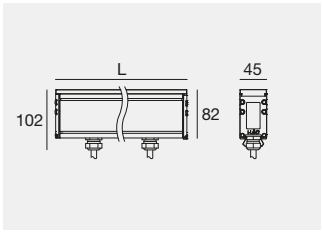

5000 kg IK10 IP68 *

	Cct	lm S - lm D	Opt
L 321 mm - 11 LED			
11 W DC - 12,5 W AC			
AK **92049**	**M**	1716 - 827	**15** (10°÷ 19°)
DALI - 11,2 W DC - 14 W AC	**W**	1837 - 886	**30** (20°÷ 29°)
AK **81594**	**N**	1958 - 945	**60** (50°÷ 70°)
			25 (40°÷ 49°)x(20°÷40°)
L 511 mm - 18 LED			
19,8 W DC - 22 W AC			
AK **92050**	**M**	2808 - 1354	
DALI - 18,3 W DC - 20,5 W AC	**W**	3006 - 1450	
AK **81595**	**N**	3204 - 1546	
L 1001 mm - 36 LED			
39,6 W DC - 43,5 W AC			
AK **92051**	**M**	5616 - 2710	
DALI - 36,5 W DC - 41 W AC	**W**	6012 - 2901	
AK **81596**	**N**	6408 - 3093	

Recessed casing: (pag 628) - Cables: (pag 633)

Archiline_F RGBW DMX | powerLED | 220-240 V AC



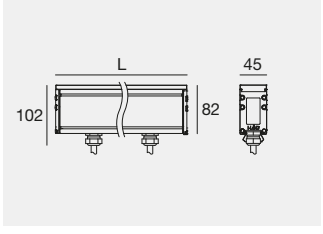

5000 kg IK10 IP68 * DMX RDM RGBW

	Cct		Opt
L 321 mm - 5x4 LED			
13,2 W DC - 14,5 W AC			
AK **92083**	**V**	RGBW (3000K)	**15** (10°÷ 19°)
	Q	RGBW (4000K)	**30** (20°÷ 29°)
L 511 mm - 5x4 LED			**60** (50°÷ 70°)
22 W DC - 24,5 W AC			**25** (40°÷ 49°)x(20°÷40°)
AK **92084**	**V**	RGBW (3000K)	**27** (Asym. Ww)
	Q	RGBW (4000K)	
L 1001 mm - 10x4 LED			
44 W DC - 49 W AC			
AK **92093**	**V**	RGBW (3000K)	
	Q	RGBW (4000K)	

DW Dynamic White available on request

Electronics: **AM4** (pag 633) | Recessed casing: (pag 628) - Cables: (pag 633)

* Resistant to temporary immersion.
Not suitable for permanent submerged installation.

Archiline_FL | topLED | 220-240 V AC



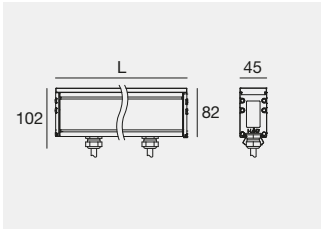

5000 kg IK10 IP68 *

	Cct	lm S - lm D	Opt
L 321 mm			
3,6 W DC - 5 W AC			
AK **92138**	**W**	483 - 127	**00** (Diffused)
	N	504 - 132	
L 511 mm			
6 W DC - 8,6 W AC			
AK **92139**	**W**	828 - 218	
	N	864 - 227	
L 1001 mm			
12 W DC - 15 W AC			
AK **92142**	**W**	1656 - 436	
	N	1728 - 455	

Recessed casing: (pag 628) - Cables: (pag 633)

Archiline_FL RGBW DMX | topLED | 220-240 V AC



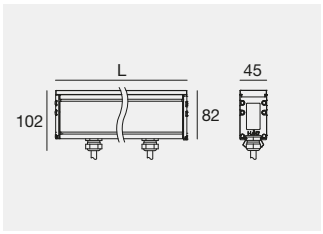

5000 kg IK10 IP68 *

	Cct		Opt
L 321 mm			
8,4 W DC - 10 W AC			
AK **92143**	**V**	RGBW (3000K)	**00** (Diffused)
	Q	RGBW (4000K)	
L 511 mm			
13,6 W DC - 16 W AC			
AK **92144**	**V**	RGBW (3000K)	
	Q	RGBW (4000K)	
L 1001 mm			
24 W DC - 25 W AC			
AK **92145**	**V**	RGBW (3000K)	
	Q	RGBW (4000K)	

Electronics: **AM4** (pag 633) | Recessed casing: (pag 628) - Cables: (pag 633)

* Resistant to temporary immersion.
Not suitable for permanent submerged installation.

Finishes	Cct	
AK Anodised black aluminium	**W** 3000	**V** RGBW 3000
	N 4000	**Q** RGBW 4000

Archiline_I | powerLED | 220-240 V AC



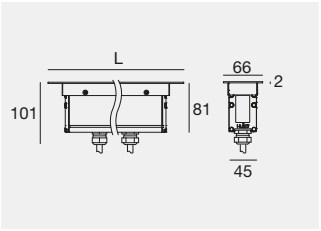

IK10 IP68*

	Cct	lm S - lm D	Opt
L 375 mm - 6 LED			
13,2 W DC - 14,5 W AC			
IS **92124**	**M**	1692 - 1252	**08** (15°)
DALI - 12,2 W DC - 15 W AC	**W**	1812 - 1340	**15** (24°)
IS **81597**	**N**	1932 - 1429	**30** (30°)
			60 (50°)
L 565 mm - 9 LED			**25** (42°x 29°)
19,8 W DC - 22 W AC			**27** (Asym. Ww)
IS **92125**	**M**	2538 - 1878	
DALI - 18,3 W DC - 20,5 W AC	**W**	2718 - 2011	
IS **81598**	**N**	2898 - 2143	
L 1055 mm - 18 LED			
39,6 W DC - 44 W AC			
IS **92126**	**M**	5076 - 3756	
DALI - 36,5 W DC - 41 W AC	**W**	5436 - 4022	
IS **81599**	**N**	5796 - 4287	

Recessed casing: (pag 628) - Cables: (pag 633)

Archiline_I Anti-glare | powerLED | 220-240 V AC



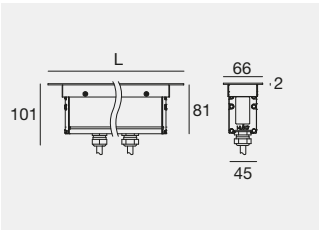

IK10 IP68*

	Cct	lm S - lm D	Opt
L 375 mm - 11 LED			
11 W DC - 12,5 W AC			
IS **92046**	**M**	1716 - 827	**15** (10°÷ 19°)
DALI - 11,2 W DC - 12,5 W AC	**W**	1837 - 886	**30** (20°÷ 29°)
IS **81600**	**N**	1958 - 945	**60** (50°÷ 70°)
			25 (40°÷ 49°)x(20°÷40°)
L 565 mm - 18 LED			
19,8 W DC - 22 W AC			
IS **92047**	**M**	2808 - 1354	
DALI - 18,3 W DC - 20,5 W AC	**W**	3006 - 1450	
IS **81601**	**N**	3204 - 1546	
L 1055 mm - 36 LED			
39,6 W DC - 43,5 W AC			
IS **92048**	**M**	5616 - 2710	
DALI - 36,5 W DC - 41 W AC	**W**	6012 - 2910	
IS **81602**	**N**	6408 - 3093	

Recessed casing: (pag 628) - Cables: (pag 633)

Archiline_I RGBW DMX | powerLED | 220-240 V AC



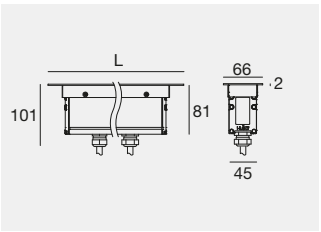

IK10 IP68* DMX RDM RGBW

	Cct		Opt
L 375 mm - 3x4 LED			
13,2 W DC - 16,5 W AC			
IS **92080**	**V**	RGBW (3000K)	**15** (10°÷ 19°)
	Q	RGBW (4000K)	**30** (20°÷ 29°)
L 565 mm - 5x4 LED			**60** (50°÷ 70°)
22 W DC - 24,5 W AC			**25** (40°÷ 49°)x(20°÷40°)
IS **92081**	**V**	RGBW (3000K)	**27** (Asym. Ww)
	Q	RGBW (4000K)	
L 1051 mm - 10x4 LED			
44 W DC - 49 W AC			
IS **92082**	**V**	RGBW (3000K)	
	Q	RGBW (4000K)	

DW Dynamic White available on request

Electronics: **AM4** (pag 633) | Recessed casing (pag 628) - Cables (pag 633)

* Resistant to temporary immersion.
Not suitable for permanent submerged installation.

Finishes IS Brushed steel

Cct **M** 2700 **N** 4000 **Q** RGBW 4000 **W** 3000 **V** RGBW 3000



Recessed casings



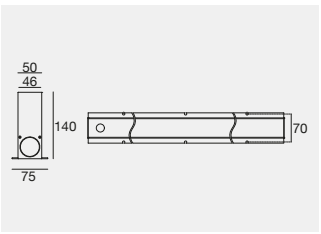

AK **98724** L 322 mm
AK **98725** L 513 mm
AK **98726** L 1003 mm
suitable for: Archiline_F / _FL

Outer casing for floor-mounted recessed installation.

These outer casings allow to create a continuous row of light



Anodisation
Anodisation is carried out in electrochemically controlled conditions, and creates a layer of oxide on the surface of the aluminium. This has excellent levels of adherence, compactness, hardness, and corrosion resistance.

Drive-over capability
The housings of the Archiline_F and FL versions have tempered glass 12-mm, and will support a weight of up to five tonnes.

Frameless installation

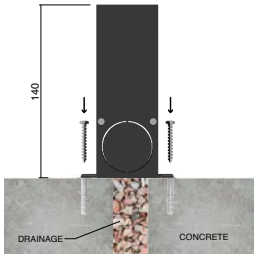

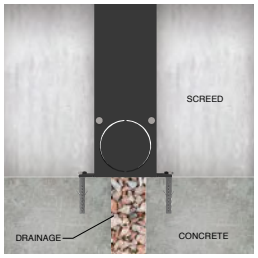









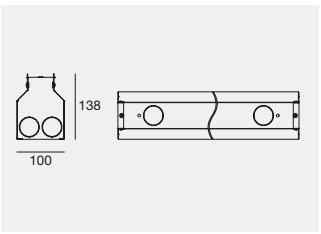

ZN **98671** L 356 mm
ZN **98672** L 546 mm
ZN **98673** L 1036 mm
suitable for: Archiline_I

Outer casing for floor-mounted recessed installation.

Galvanisation
The housings of the Archiline_I versions are galvanised for improved corrosion resistance and durability.

Installation with Frame

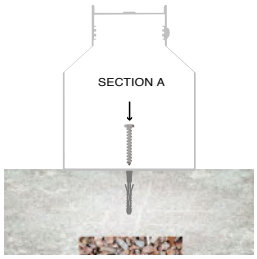









Accessories

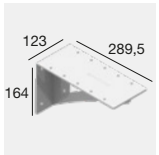

ZN **83049** Additional wall bracket for cantilever mounting of the luminaire
suitable for: Archiline_F / _FL



ZN **98957** Luminaire removing accessory
suitable for: Archiline_F / _FL

Finishes
AK Anodised black aluminium
ZN Galvanised steeel



Sofitel Barcelona Skipper
Barcelona (Spain)

Lighting Designer:
Fantastico Lighting Partners

Photography:
Jordi Anguera

Mausoleum Khoja Ahmed Yasawi
Turkestan (Kazakhstan)

Project: Media Agency Plastdekor LLP

Lighting Designer:
Media agency Plastdekor LLP

Electrical project, project adaptation, supply:
LLP "SOCIETÀ DI INGEGNERIA "KAZGIPRONEFTETRANS",
Media Agency Plastdekor LLP



Archiline_W | powerLED | 220-240 V AC



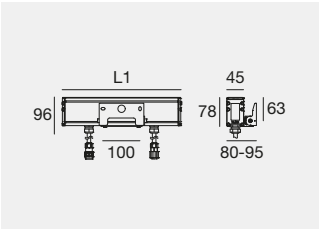

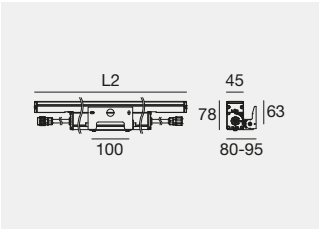

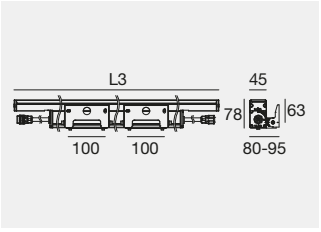

IK10 IP68*

	Cct	lm S - lm D	Opt
L1 - 320 mm - 6 LED			
13,2 W DC - 14,5 W AC			
AM **92112**	**M**	1692 - 1277	**06** (15°)
DALI - 12,2 W DC - 13,5 W AC	**W**	1812 - 1367	**15** (24°)
AM **81610**	**N**	1932 - 1458	**30** (30°)
			60 (56°)
L2 - 620 mm - 11 LED			**25** (42°x 28°)
24,3 W DC - 27 W AC			**27** (Asym. Ww)
AM **92114**	**M**	3102 - 2342	
DALI - 22,3 W DC - 25 W AC	**W**	3322 - 2507	
AM **81611**	**N**	3542 - 2673	
L2 - 920 mm - 17 LED			
37,5 W DC - 42 W AC			
AM **92118**	**M**	4794 - 3619	
DALI - 34,5 W DC - 42 W AC	**W**	5134 - 3875	
AM **81612**	**N**	5474 - 4131	
L3 - 1220 mm - 22 LED			
48,5 W DC - 53,5 W AC			
AM **92120**	**M**	6204 - 4684	
DALI - 44,7 W DC - 50 W AC	**W**	6644 - 5015	
AM **81613**	**N**	7084 - 5346	
L3 - 1520 mm - 28 LED			
59 W DC - 65 W AC			
AM **81513**	**M**	7448 - 5606	
DALI - 55 W DC - 61,5 W AC	**W**	7952 - 6002	
AM **81614**	**N**	8484 - 6398	

Accessories & cables: (pag 633)

Archiline_W Anti-glare | powerLED | 220-240 V AC



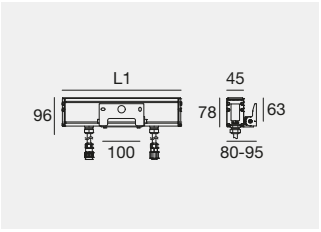

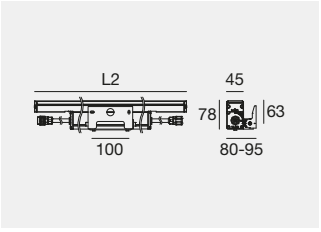

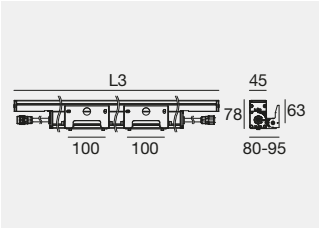

IK10 IP68*

	Cct	lm S - lm D	Opt
L1 - 320 mm - 11 LED			
11 W DC - 12,5 W AC			
AM **92038**	**M**	1716 - 808	**15** (10°÷ 19°)
DALI - 11,2 W DC - 12,5 W AC	**W**	1837 - 866	**30** (20°÷ 29°)
AM **81615**	**N**	1958 - 923	**60** (50°÷ 70°)
			25 (40°÷ 49°)x(20°÷40°)
L2 - 620 mm - 22 LED			
24,3 W DC - 26 W AC			
AM **92040**	**M**	3432 - 1617	
DALI - 22,4 W DC - 25 W AC	**W**	3674 - 1732	
AM **81616**	**N**	3916 - 1846	
L2 - 920 mm - 33 LED			
36,4 W DC - 40 W AC			
AM **92042**	**M**	5148 - 2426	
DALI - 33,6 W DC - 37,5 W AC	**W**	5511 - 2598	
AM **81617**	**N**	5874 - 2769	
L3 - 1220 mm - 44 LED			
48,5 W DC - 53,5 W AC			
AM **92044**	**M**	6864 - 3235	
DALI - 44,8 W DC - 50 W AC	**W**	7348 - 3464	
AM **81618**	**N**	7832 - 3692	

Accessories & cables: (pag 633)

* Resistant to temporary immersion.
Not suitable for permanent submerged installation.

Finishes

AM Anodised aluminium

Cct

M 2700 **N** 4000
W 3000

Archiline_W RGBW DMX | powerLED | 220-240 V AC



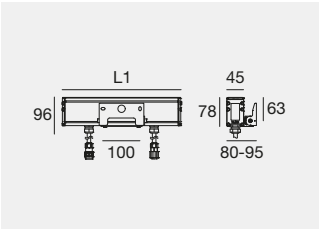

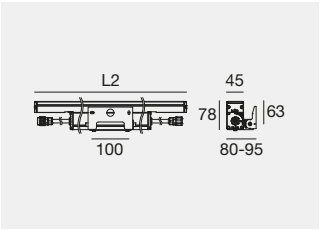

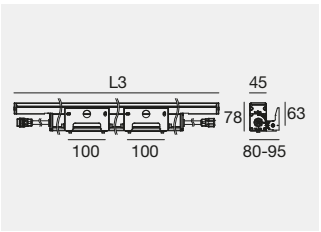

IK10 IP68 *

DMX RDM +RGBW

	Cct	Opt
L1 - 320 mm - 3x4 LED 13,2 W DC - 14,5 W AC		
AM **92070**	**V** RGBW (3000K) **Q** RGBW (4000K)	**15** (10°÷ 19°) **30** (20°÷ 29°) **60** (50°÷ 70°) **25** (40°÷ 49°)x(20°÷40°) **27** (Asym. Ww)
L2 - 620 mm - 4x6 LED 26,4 W DC - 29 W AC		
AM **92072**	**V** RGBW (3000K) **Q** RGBW (4000K)	
L2 - 920 mm - 4x9 LED 39,6 W DC - 43,5 W AC		
AM **92074**	**V** RGBW (3000K) **Q** RGBW (4000K)	
L3 - 1220 mm - 4x12 LED 52,8 W DC - 58 W AC		
AM **92078**	**V** RGBW (3000K) **Q** RGBW (4000K)	

DW Dynamic White available on request

Electronics: **AM4** (pag 633) | Accessories & cables: (pag 633)

* Resistant to temporary immersion.
Not suitable for permanent submerged installation.

Electronics

AM4 | 220 V | DMX/RDM

DMX	C-E700026	98986	98985/99390
Controllers Pag. 1007	DMX/RDM addresser	120 Ohm DMX line closure	Splitter ALLinONE Start & Continuity Pag. 1016

Cables

On/Off 220-240 V AC | Cables



BB **99057** Conn. F.3 pin (L 2m)

suitable for: Archiline

On/Off 220-240 V AC | Extension cables



BB **98147** Conn. M. / F. 3 pin (L 5m)
BB **98146** Conn. M. / F. 3 pin (L 10m)

suitable for: Archiline

DALI 220-240 V AC | Cables



BB **99826** Conn. F. 5 pin (L 1m)
BB **99822** Conn. F. 5 pin (L 5m)

suitable for: Archiline

DALI 220-240 V AC | Extension cables



BB **99823** Conn. M. / F. 5 pin (L 1m)
BB **99824** Conn. M. / F. 5 pin (L 5m)
BB **99825** Conn. M. / F. 5 pin (L 10m)

suitable for: Archiline

AllinOne DMX 220-240 V AC | Cables



BB **98660** F. 6 pin (L 1m)
BB **98661** F. 6 pin (L 5m)

suitable for: Archiline

AllinOne DMX 220-240 V AC | Extension cables



BB **98662** M. / F. 6 pin (L 1m)
BB **98663** M. / F. 6 pin (L 5m)

suitable for: Archiline



PVC **99390** ALLinONE splitter power/DMX_Continuity splitter

PVC **98985** ALLinONE splitter power/DMX_Start splitter

Pag. 1016



BB **98986** ALLinONE splitter power/DMX_DMX line closure adapter

Pag. 1016

Accessories

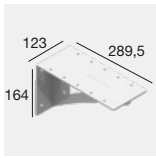

ZN **83049** Additional wall bracket for cantilever mounting of the luminaire

suitable for: Archiline_W

Anti-glare flaps

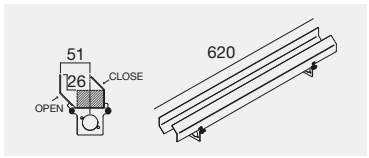

AK **98675**

suitable for:
Archiline_W 620 mm

Anti-glare flaps

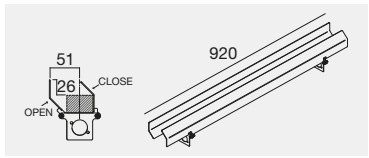

AK **98676**

suitable for:
Archiline_W 920 mm

Anti-glare flaps

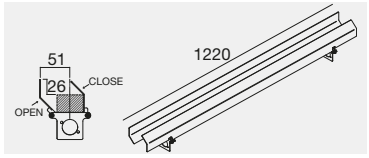

AK **98677**

suitable for:
Archiline_W 1220 mm

Anti-glare flaps

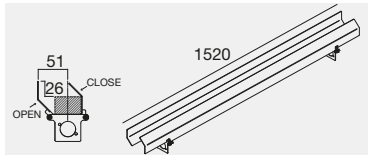

AK **99748**

suitable for:
Archiline_W 1520 mm

Finishes

AK Anodised black aluminium
BB Black

MINI TUBE

Polycarbonate with UV protection. Neoprene cables.



Compactness and great flexibility
A linear luminaire with minimal dimensions and a diameter of just 18 mm. Its compact size enables easy and functional installation. Applied to edges, corners or shelving niches, Mini Tube integrates seamlessly into the structure.

IP65 IK08





Mini Tube | topLED | 220-240 V AC



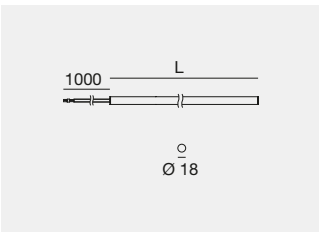

1 m

	Cct	lm S - lm D	Opt
L 331 - 4,5 W DC - 5,2 W AC			
PO **92392**	**W**	598 - 474	**00** (Diffused)
	N	624 - 496	
L 621 - 7,5 W DC - 8,5 W AC			
PO **92393**	**W**	1195 - 948	**00** (Diffused)
	N	1249 - 990	
L 911 - 9 W DC - 10,5 W AC			
PO **92421**	**W**	1381 - 1090	**00** (Diffused)
	N	1442 - 1138	
L 1201 - 12 W DC - 13,5 W AC			
PO **92422**	**W**	2080 - 1658	**00** (Diffused)
	N	2171 - 1732	
L 1491 - 14 W DC - 15,5 W AC			
PO **92423**	**W**	2510 - 1990	**00** (Diffused)
	N	2621 - 2079	
L 1781 - 16,5 W DC - 18 W AC			
PO **92424**	**W**	2941 - 2331	**00** (Diffused)
	N	3072 - 2435	

Accessories (pag 637)

Mini Tube IN&OUT | topLED | 220-240 V AC



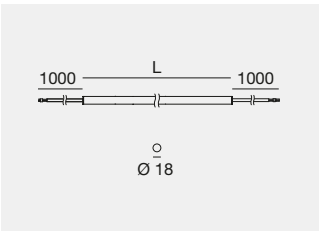

1 m

	Cct	lm S - lm D	Opt
L 331 - 4,5 W DC - 5,2 W AC			
PO **92384**	**W**	598 - 474	**00** (Diffused)
	N	624 - 496	
L 621 - 7,5 W DC - 8,5 W AC - CRI 80			
PO **92385**	**W**	1195 - 948	**00** (Diffused)
	N	1249 - 990	
L 911 - 9 W DC - 10,5 W AC			
PO **92386**	**W**	1381 - 1090	**00** (Diffused)
	N	1442 - 1138	
L 1201 - 12 W DC - 13,5 W AC			
PO **92387**	**W**	2080 - 1658	**00** (Diffused)
	N	2171 - 1732	
L 1491 - 14 W DC - 15,5 W AC			
PO **92390**	**W**	2510 - 1990	**00** (Diffused)
	N	2621 - 2079	
L 1781 - 16,5 W DC - 18 W AC			
PO **92391**	**W**	2941 - 2331	**00** (Diffused)
	N	3072 - 2435	

Accessories (pag 637)


Peso Líquido 700g
Peso Drenado 350g

Multiple connection
Fixture available in two variations: version **Mini Tube** with single input cable for installation of a single article or as end-of-line, version **Mini TubeIN&OUT** with double cable input and output cable to be able to create continuous lines of light with the use of specific accessories (Max 600W).

Mini Tube: with single cable



Mini Tube IN&OUT: with double cable, one input and one output



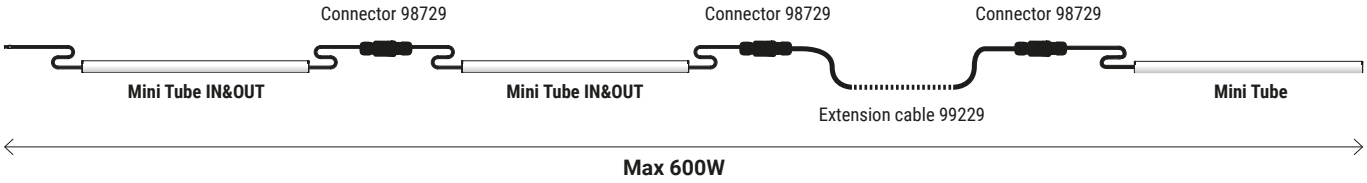



Accessories



included
Polycarbonate clip springs kit.

suitable for: Mini Tube / Mini Tube IN&OUT



98710
Nickel-plated steel springs kit.

suitable for: Mini Tube / Mini Tube IN&OUT



99229 per meter
Extension cable in neoprene 2x1 mm^2 ON-OFF.
Example: 99229 x 3 pz = 3 m.

suitable for: Mini Tube / Mini Tube IN&OUT



98729
Quick connector IP68 socket/plug.
2 poles ON-OFF.

suitable for: Mini Tube / Mini Tube IN&OUT

MAXI TUBE

Polycarbonate with UV protection. Neoprene cables.



Transparent polycarbonate (PT)

Opaline polycarbonate (PO)

CRI 90 IP67 DALI

Technical details
Linear luminaire in opal or embossed polycarbonate, featuring a watertight sealing system with transparent polycarbonate end caps. The structure has a diameter of 33 mm.



Scale 1:1

Maxi Tube | topLED | 220-240 V AC



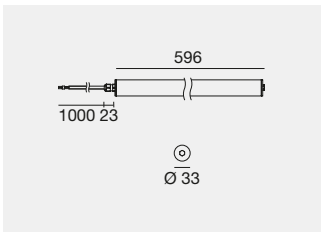

1 m | IK08 | IP67 | MARINE GRADE

	Cct	lm S - lm D	Opt
CRI 90 - 11,5 W DC - 13,2 W AC			
PO **92245**	**W**	1750 - 1596	**30** (32°x 82°)
PT **92442**	**N**	1860 - 1697	**12** (111°x 114°)
DALI - CRI 90 - 11,5 W DC - 13,2 W AC			
PO **84359**	**W**	1750 - 1596	**30** (32°x 82°)
PT **84357**	**N**	1860 - 1697	**12** (111°x 114°)

Accessories (pag 641)

Maxi Tube | topLED | 220-240 V AC



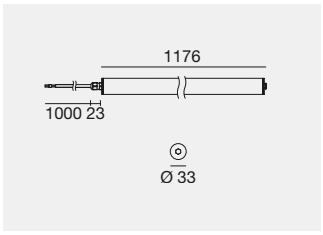

1 m | IK08 | IP67 | MARINE GRADE | NEW

	Fin	Cct	lm S - lm D	Opt
CRI 90 - 25 W DC - 29 W AC				
C01395	PO	**W**	3819 - 3484	**ML** (32°x 82°)
	PT	**N**	4059 - 3703	**XF** (111°x 114°)
DALI - CRI 90 - 25 W DC - 29 W AC				
C01405	PO	**W**	3819 - 3484	**ML** (32°x 82°)
	PT	**N**	4059 - 3703	**XF** (111°x 114°)

Accessories (pag 641)

Maxi Tube | topLED | 220-240 V AC



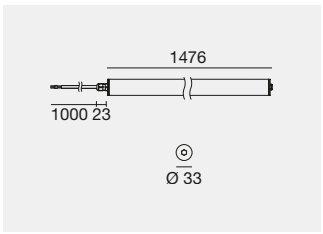

1 m | IK08 | IP67 | MARINE GRADE | NEW

	Fin	Cct	lm S - lm D	Opt
CRI 90 - 31W DC - 35W AC				
PO **92247**		**W**	4729 - 4310	**30** (32°x 82°)
PT **92444**		**N**	5026 - 4582	**12** (111°x 114°)
DALI - CRI 90 - 27W DC - 32W AC				
C01407	PO	**W**	4397 - 4007	**ML** (32°x 82°)
	PT	**N**	4763 - 4260	**XF** (111°x 114°)

Accessories (pag 641)

Maxi Tube IN&OUT | topLED | 220-240 V AC



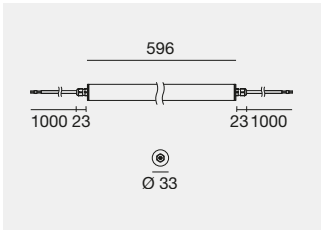

1 m | IK08 | IP67 | MARINE GRADE

	Cct	lm S - lm D	Opt
CRI 90 - 11,5 W DC - 13,2 W AC			
PO **92353**	**W**	1750 - 1596	**30** (32°x 82°)
PT **92448**	**N**	1860 - 1697	**12** (111°x 114°)
DALI - CRI 90 - 11,5 W DC - 13,2 W AC			
PO **84371**	**W**	1750 - 1596	**30** (32°x 82°)
PT **84369**	**N**	1860 - 1697	**12** (111°x 114°)

Accessories (pag 641)

Maxi Tube IN&OUT | topLED | 220-240 V AC



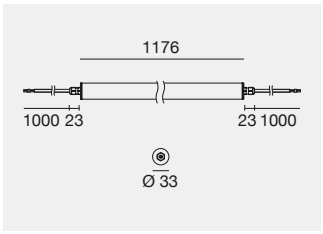

1 m | IK08 | IP67 | MARINE GRADE | NEW

	Fin	Cct	lm S - lm D	Opt
CRI 90 - 25 W DC - 29 W AC				
C01396	PO	**W**	3819 - 3484	**ML** (32°x 82°)
	PT	**N**	4059 - 3703	**XF** (111°x 114°)
DALI - CRI 90 - 25 W DC - 29 W AC				
C01406	PO	**W**	3819 - 3484	**ML** (32°x 82°)
	PT	**N**	4059 - 3703	**XF** (111°x 114°)

Accessories (pag 641)

Maxi Tube IN&OUT | topLED | 220-240 V AC



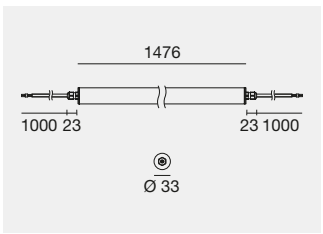

1 m | IK08 | IP67 | MARINE GRADE | NEW

	Fin	Cct	lm S - lm D	Opt
CRI 90 - 31W DC - 35W AC				
PO **92357**		**W**	4729 - 4310	**30** (32°x 82°)
PT **92450**		**N**	5026 - 4582	**12** (111°x 114°)
DALI - CRI 90 - 27W DC - 32W AC				
C01408	PO	**W**	4397 - 4007	**ML** (32°x 82°)
	PT	**N**	4763 - 4260	**XF** (111°x 114°)

Accessories (pag 641)

Finishes	Cct
PO Opaline polycarbonate	**W** 3000
PT Transparent polycarbonate	**N** 4000



Rozafa Castle
Shkodra (Albania)

Lighting Designer:
Fulvio Baldeschi

Photography:
Pietro Savorelli

Multiple connection
Fixture available in two variations: version **Maxi Tube** with single input cable for installation of a single article or as end-of-line, version **Maxi Tube IN&OUT** with double cable input and output cable to be able to create continuous lines of light with the use of specific accessories (On-Off / DALI max 600W).

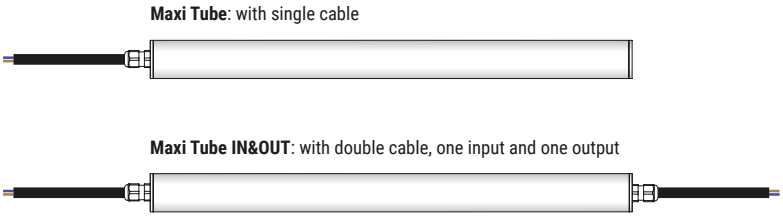

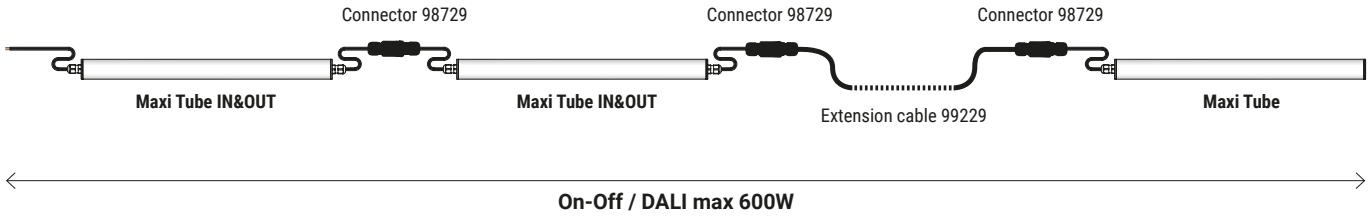



Accessories



99226
Fastening kit with nickel-plated steel clips.
Two fastening kits are required for installation.

suitable for: Maxi Tube / Maxi Tube IN&OUT



98695
Fastening kit with safety clasp.
Two fastening kits are required for installation.

suitable for: Maxi Tube / Maxi Tube IN&OUT



99229 per meter
Extension cable in neoprene 2x1 mm^2 ON-OFF.
Example: 99229 x 3 pz = 3 m.

83205 per meter
Extension cable in neoprene 4x1,5 mm^2 DALI.
Example: 83205 x 3 pz = 3 m.

suitable for: Maxi Tube / Maxi Tube IN&OUT



99227
Fastening kit with nickel-plated steel clips and connector.
Two fastening kits are required for installation.

suitable for: Maxi Tube / Maxi Tube IN&OUT



98729
Quick connector IP68 socket/plug.
2 poles ON-OFF.

99768
Quick connector IP68 socket/plug.
5 poles DALI.

suitable for: Maxi Tube / Maxi Tube IN&OUT

D-WAVE



MAXIMUM DESIGN FLEXIBILITY, EVEN IMPOSSIBLE ONES

PATENTED

With D-WAVE we have created the first flexible two-axis lighting system. We have given the impossible a chance. D-WAVE is the new frontier in linear outdoor marker lights. Thanks to the extreme flexibility of the fully recyclable composite material, it can be adapted to any perimeter, even the most complex and winding ones. The internal pass-through compartments, along the entire length, make it possible to insert wiring, for example, and keep it protected. At the front, various flexible linear light sources can be inserted, such as our Rubber 3D and PU_C Plus. Rubber 3D light sources allow you to take full advantage of the double curvature. Composite material and metal brackets.

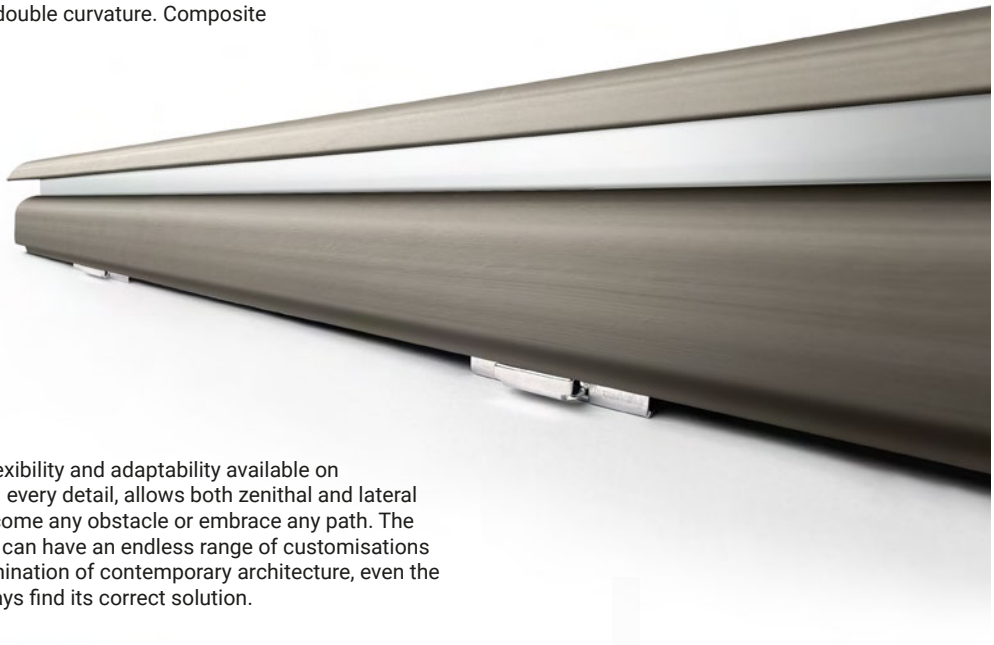

Two-axis flexibility
D-WAVE is a system with the highest flexibility and adaptability available on the market. Its cross-section, studied in every detail, allows both zenithal and lateral bending, which allows D-WAVE to overcome any obstacle or embrace any path. The extruded profile, studied in every detail, can have an endless range of customisations thanks to its extreme ductility. The illumination of contemporary architecture, even the most complex and articulated, will always find its correct solution.



Zenithal flexibility



Lateral flexibility (can only be used with Rubber 3D)

A BLADE OF LIGHT THAT SINUOUSLY ILLUMINATES THE GROUND





D-Wave + Rubber 3D Optics
white 19,5W/m | 3000K



D-Wave + Rubber 3D
9,6W/m | 3000K

BORN FOR THE FUTURE: RECYCLABLE AND CUSTOMISABLE

D-WAVE is a profile designed in every detail to meet all of the designer's needs. The base is designed to accommodate the fastening systems provided: bracket and stake. Two anchoring methods that facilitate installation by adapting to the perimeter to be followed. Engraved on the base is the Recycle 3 logo, which allows the type of material to be recognised for proper recycling.



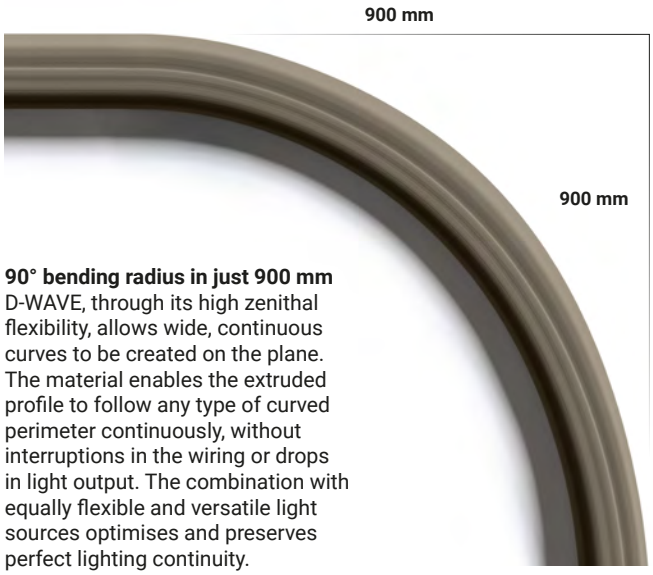

90° bending radius in just 900 mm
D-WAVE, through its high zenithal flexibility, allows wide, continuous curves to be created on the plane. The material enables the extruded profile to follow any type of curved perimeter continuously, without interruptions in the wiring or drops in light output. The combination with equally flexible and versatile light sources optimises and preserves perfect lighting continuity.

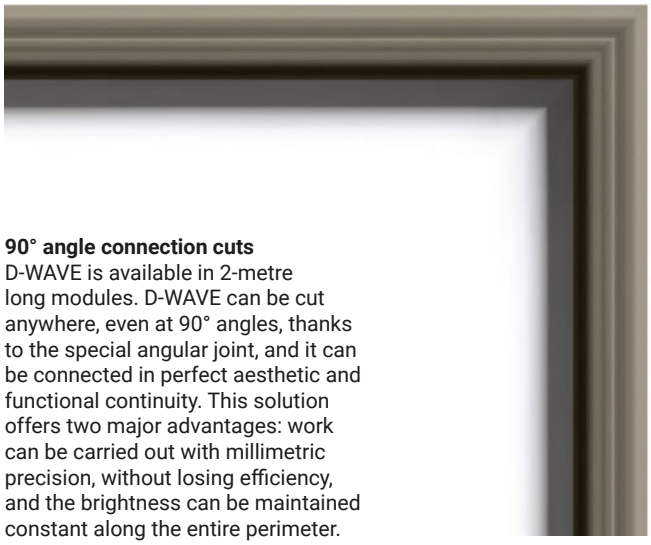

90° angle connection cuts
D-WAVE is available in 2-metre long modules. D-WAVE can be cut anywhere, even at 90° angles, thanks to the special angular joint, and it can be connected in perfect aesthetic and functional continuity. This solution offers two major advantages: work can be carried out with millimetric precision, without losing efficiency, and the brightness can be maintained constant along the entire perimeter.

Floor mounting
The quick-release steel bracket allows D-WAVE to be secured to any type of flooring. Positioned at 50 cm intervals, it ensures firm and continuous anchoring along the entire length of the luminaire.

Ground mounting
For this type of installation, a small steel stake has been provided, which is also adjustable and can be placed at a certain pitch, ensuring continuous and safe anchoring over the entire length of the perimeter.





Quick-release bracket
We have developed a quick-release bracket system. An ideal solution for maintenance, replacement or repositioning of the luminaire. Using the front lever, the bracket can be quickly released from the profile, leaving it free and facilitating the required operations.

All-in-one
D-WAVE is an all-in-one extruded profile that contains the light source in the front channel: Rubber 3D or PU_C Plus, all the wiring required for your project is protected in the rear channel. The duct passing under the light source is used to support the lighting profile inserted. All the technological components that make up the D-WAVE system are housed in a single profile.

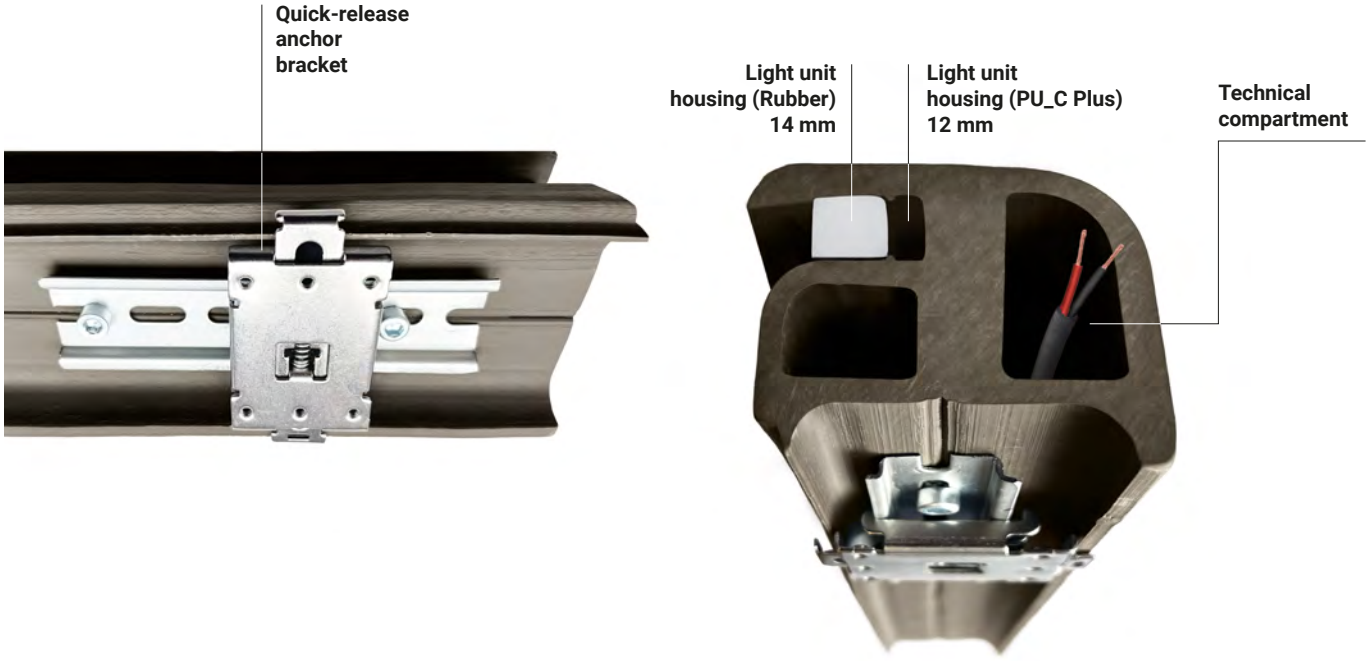

Connecting element
We have designed an invisible connecting element that contributes to the maximum aesthetic and functional continuity of D WAVE. The intermediate joint, linear or angular, allows for the continuous passage of cables and light sources without interruptions or falloff.

Anchor brackets
Positioned every 50 cm, they ensure secure and stable installation on any floor or ground and with any zenithal or lateral curvature. The brackets guarantee completely safe installation in any location and in all surface conditions.

Profile leveling thickness
Allows for levelling the D-Wave profile. To be used, for example, if there is too much distance between the two anchoring brackets. (C-F800003).

Closing element
The end element that closes D-WAVE completes the marker light, making it perfectly unified and continuous along the entire length. An essential accessory from a functional and aesthetic point of view. (77408).





Customization on site
The material D-WAVE is made of is easily customisable, whatever colour you need for your projects. Thanks to the special construction material, paint adheres easily to the entire surface (use only paints for plastic materials). Let your creativity run wild with D WAVE!



D-Wave



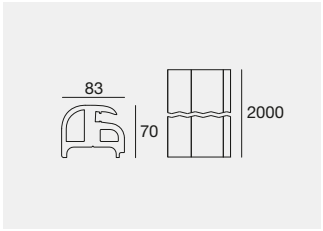

IK10

2000 mm

BN **77407**

The modules must be completed with light source and power supply.

D-Wave | Flex lights



Rubber 3D pag. 414-415
Rubber 3D Optics pag. 418
Rubber 3D Pixel pag. 419
PU_C Plus pag. 399

Recommended lighting unit

Electronics

D-Wave | Driver ON/OFF | 220-240 V AC



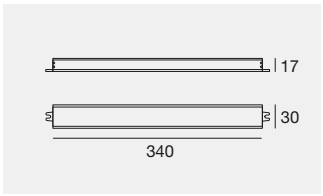

C.V. IP67

AL **C-E400001** 100 W - Output 24 V DC

The power supply can be installed inside the D-Wave profile.

Accessories

D-Wave | Cap



BN **77408** Right-cap accessory
suitable for: D-Wave

D-Wave | Cap



BN **77409** Left-cap accessory
suitable for: D-Wave

D-Wave | Internal 90° corner



BN **77469** Curve for external 90° corner
suitable for: D-Wave

D-Wave | External 90° corner



BN **77412** Curve for internal 90° corner
suitable for: D-Wave

D-Wave | Jointing



BN **77410** Profile jointing accessory
suitable for: D-Wave

D-Wave | Stake



IS **77411** Fixing stake
suitable for: D-Wave

D-Wave | Bracket

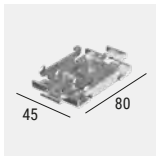

IS **Included** Mounting bracket
suitable for: D-Wave 4 x included

D-Wave | Profile leveling thickness



PVC **C-F800003** Profile leveling accessory
suitable for: D-Wave

Finishes

BN Matt brown IS Brushed steel
AL Aluminium







Residence Civico 3.9
Castelfranco Veneto - Treviso (Italy)

Project: Studio Architetti Associati
Giampietro & Stefano Cinel

Commissioned by: Fralma Srl

Photography: TheStudio



DIRIGO

ESSENTIAL IN FORM, A PROTAGONIST THROUGH LIGHT.

Dirigo creates lighting paths through an elegant opposite plans game, hiding the source. Its peculiar profile's section makes the fixture compact and solid, perfectly integrated in all outdoor contexts. Dirigo series available in anodyzed extruded aluminum with polyester powder pre-coating antioxide treatment.





Range
Dirigo is available as single module or prepared for continuous line installation.

Single module
Sealed and complete source profile, end caps, integrated driver 24V DCo.

Continuous line installation modules
On measure cutting profiles, prepared for continuous line installation up to 5/10 m. Led source available with a separated code and on measure cutting. Mechanical connection joints between profiles. Remote driver 24 V DC.

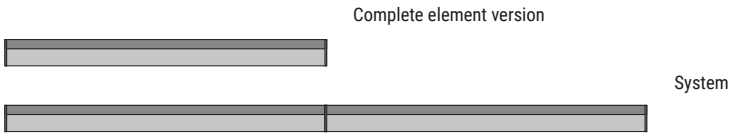

Robust design
The opposing level structure of Dirigo's single profile makes this appliance particularly sturdy and resistant. The absence of raw edges makes it ideal for public and private outdoor applications. Dirigo can be walked on and is extremely safe for users.



Grazing light
The internal Led source gradient was studied for the best lighting distribution, along the pathways.





Dirigo_FL2 Aluminium | Complete Module | topLED | 220-240 V AC



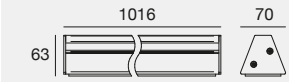

	Cct	lm S - lm D	Opt
14,4 W DC - 17 W AC			
DG 64643	W	1425 - 607	00 (Asym. Ww)
DB 64594			

Dirigo_M2 Aluminium | Master



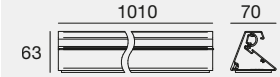

DG 64645
DB 64595

To be completed with dedicated installation accessories and with lighting unit

Dirigo_M2 Aluminium | Slave



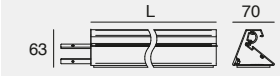

	L mm
DG 62400	1000
DB 62402	1000
DG 64647	2000
DB 64597	2000

To be completed with dedicated installation accessories and with lighting unit

Dirigo_M2 Aluminium | IN-corner



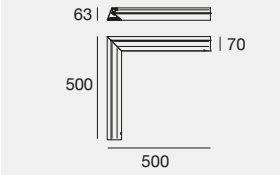

DG 64664
DB 64666

To be completed with dedicated installation accessories and with lighting unit

Dirigo_M2 Aluminium | OUT-corner



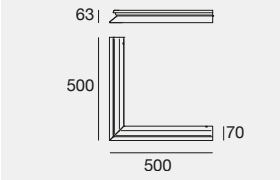

DG 64667
DB 64669

To be completed with dedicated installation accessories and with lighting unit

Dirigo Sealing | End caps



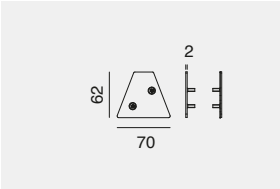

DG 64641	2 x
DB 64589	2 x

Dirigo Joining | Joining element



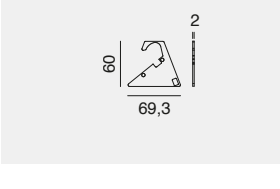

DG 64661	1 x
DB 64662	1 x

Finishes	Cct
DG Brushed dark grey	W 3000
DB Dark brown	



Residence Civico 3.9
Castelfranco Veneto - Treviso (Italy)

Project: Studio Architetti Associati
Giampietro & Stefano Cinel

Commissioned by: Fralma Srl

Photography: TheStudio

PU_C Plus | 140 LED/m | topLED | CRI 90 | 24 V DC | 14,4 W/m



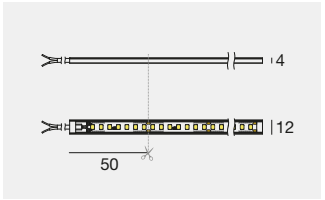

Silicone | 168 LED/m | topLED | CRI 90 | 24 V DC | 14,4 W/m



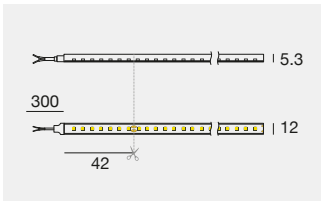

		Cct	lm S - lm D	Opt	L
C0035		**M**	6900 - 6351	**DI**	**05019** (5 m - 72 W)
		W	7230 - 6882		
		N	7635 - 7495		

Electronics: **AL** (pag 651)

Recommended lighting unit for **Dirigo_M2 Aluminium**

		Cct	lm S - lm D	Opt	L
C0053		**M**	7727 - 7193	**DI**	**05019** (5 m - 72 W)
		W	8157 - 7555		
		N	8586 - 7620		

Electronics: **AL** (pag 651)

Recommended lighting unit for **Dirigo_M2 Aluminium**

Electronics

AL | 24 V

99374	**99331**	**99332**	**83333**	**C-E400002**
ON/OFF	ON/OFF	0/1-10V	DALI/PUSH	DALI/PUSH
75W	150W	150W	150W	240W
210 x 49 x h 25	158 x 60 x h 35	158 x 60 x h 35	188 x 68 x h 34	188 x 68 x h 34
56	70	70	77	77

Finishes

WH White

Cct

M 2700 **N** 4000
W 3000





Capricorn Bridge
Düsseldorf (Germany)

Design:
Supergelb Architekten

Lighting Designer:
Jack Be Nimble

Photography:
HGEsch Photography

DIRIGO
CUT-OFF



OPTIMISED LIGHT DISTRIBUTION

BUG Rating U0

Dirigo Cut-Off is a fully modular outdoor lighting system designed to offer a range of customised configurations, which can be adapted to specific project needs. Its structure is entirely made of high-quality aluminium and the three elegant Dark Grey, Dark Brown and Grey finishes allow the system to fit harmoniously into any outdoor context.

Dirigo Cut-Off's special optical compartment ensures targeted light distribution, creating an optimally lit environment and offering greater visual comfort. The system limits light dispersion beyond 90°, thus complying with light pollution regulations. Dirigo Cut-Off is suitable for outdoor lighting in urban and suburban areas and helps create safer and more pleasant environments without compromising the surroundings, preserving the night sky and nature in general.

The two versions, stand-alone or modular to be completed with dedicated accessories, make it possible to create unique and customised lighting solutions.

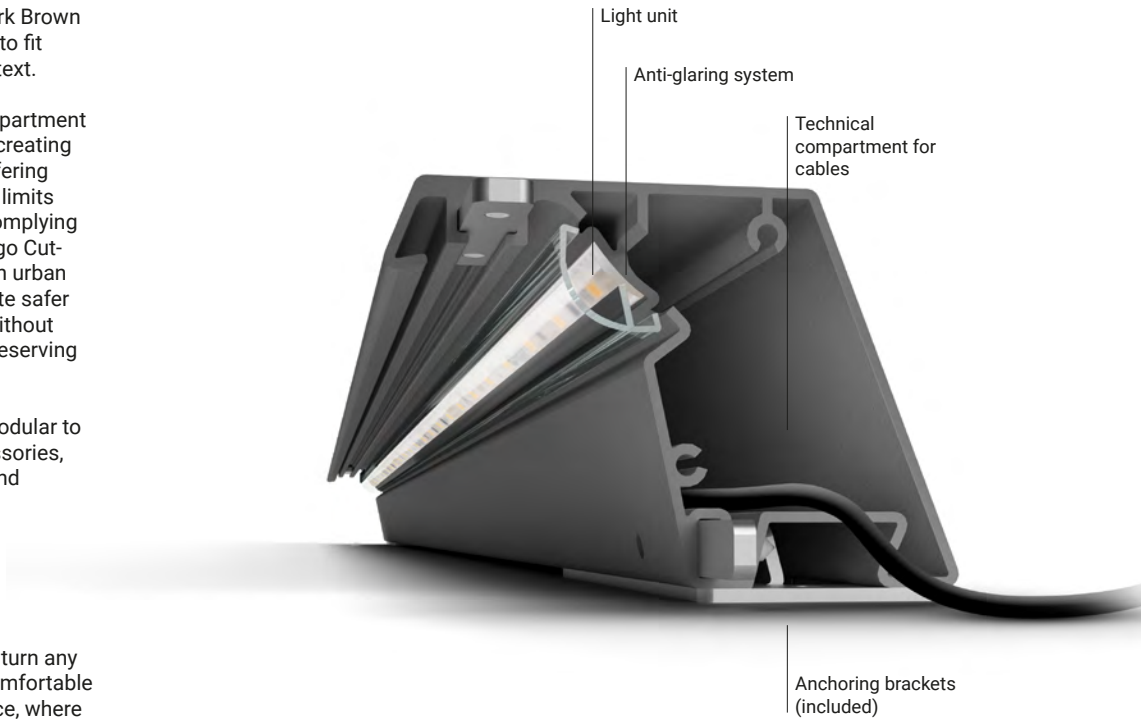

Create the perfect atmosphere

With Dirigo Cut-Off, it is possible to turn any outdoor space into a unique and comfortable place for the best lighting experience, where design and sustainability go hand in hand.



Brushed dark grey (DG)



Dark brown (DB)



Dirigo Cut-Off | Linear profile



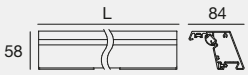

		L mm
DG	C-K400070	1010
DB	C-K400072	1010
DG	C-K400073	2010
DB	C-K400075	2010

To be completed with dedicated installation accessories and with lighting unit

Dirigo Cut-Off | IN-corner



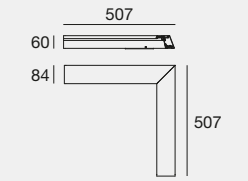

DG	C-K400064	1 x
DB	C-K400066	1 x

To be completed with dedicated installation accessories and with lighting unit

Dirigo Cut-Off | OUT-corner



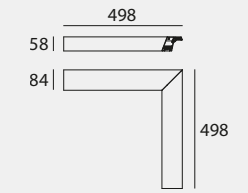

DG	C-K400067	1 x
DB	C-K400069	1 x

To be completed with dedicated installation accessories and with lighting unit

Dirigo Cut-Off | End caps



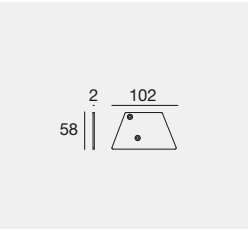

DG	C-K400058	2 x
DB	C-K400060	2 x

Dirigo Cut-Off | Joining element



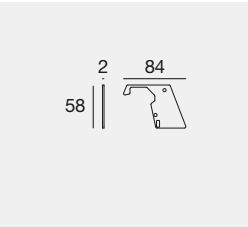

DG	C-K400061	1 x
DB	C-K400063	1 x

PU_C Plus | 140 LED/m | topLED | 24 V DC | 7,2 W/m

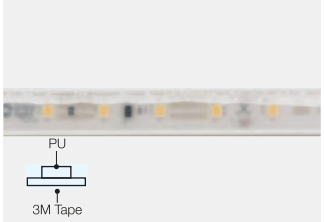

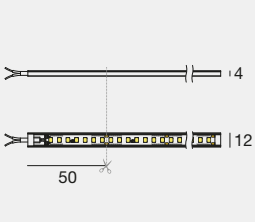

		Cct	Im S - Im D	Opt	L
CRI 90					
C0034		M	3780 - 3780	DI	05019 (5 m - 36 W)
		W	4010 - 4010		
		N	4568 - 4568		

Electronics: **AL** (pag 657)

Recommended lighting unit for **Dirigo Cut-Off**

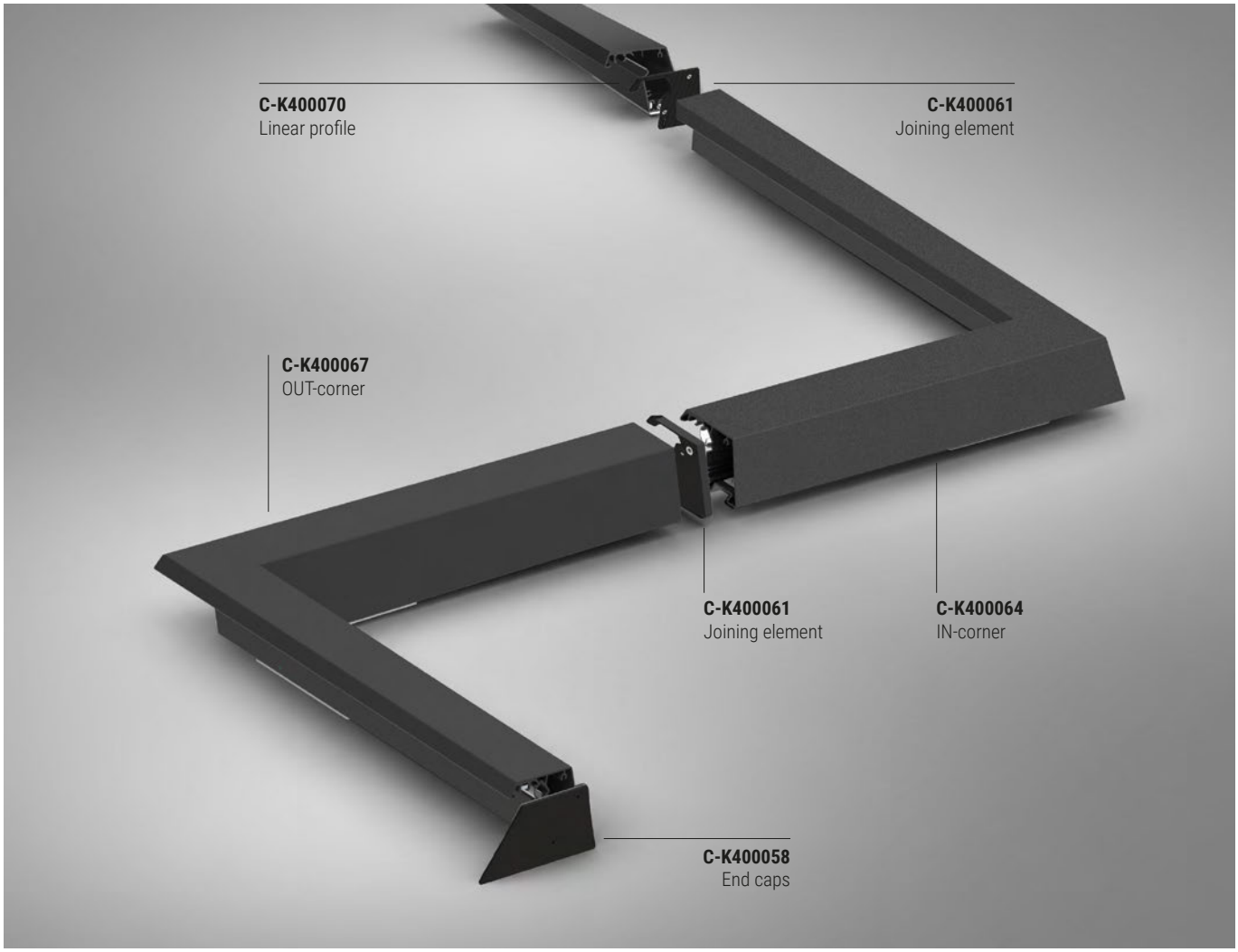





Electronics

AL | 24 V

99374	**99331**	**99332**	**83333**	**C-E400002**
ON/OFF	ON/OFF	0/1-10V	DALI/PUSH	DALI/PUSH
75W	150W	150W	150W	240W
210 x 49 x h 25	158 x 60 x h 35	158 x 60 x h 35	188 x 68 x h 34	188 x 68 x h 34
56	70	70	77	77

FYLO+

Aluminium profile. Quartz powder resin and mixed construction site material.

Installation process
When fully installed, profiles disappear by merging with the surrounding architecture; integrated light concept allows space customization with unusual and precious lighting details.

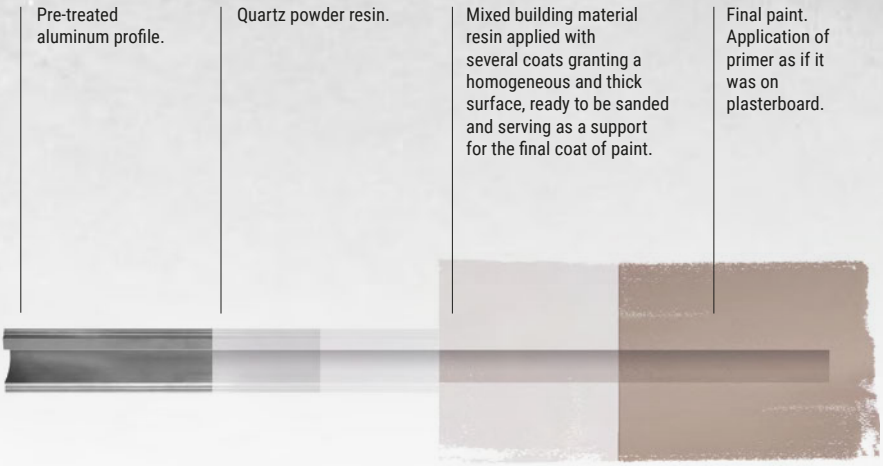

Fylo+ Out Recessed_S | Recessed light body



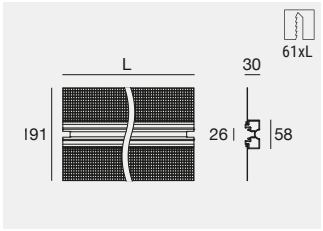

	L mm
PR 65036	1000
PR 65037	2000

To be completed with dedicated installation accessories and with lighting unit

Fylo+ Out Recessed_W | Recessed light body



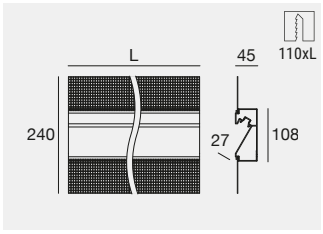

	L mm
PR 65039	1000
PR 65040	2000

To be completed with dedicated installation accessories and with lighting unit

Silicone | 120 LED/m | topLED | 24 V DC | 9,6 W/m

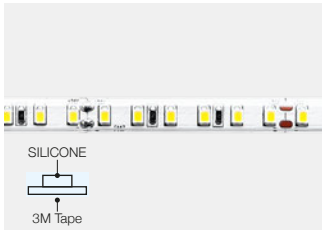

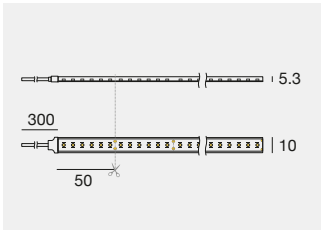

	Cct	Im S - Im D	Opt	L
CRI 90				
C0052	M	4040 - 4040	DI	05019 (5 m - 48 W)
	W	4323 - 4323		
	N	4490 - 4490		

Electronics: **AL** (pag 659)

Recommended lighting unit for **Fylo+ Out**

Accessories

Fylo+ | Opaline diffuser

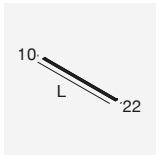

OP **62757** 1 m
OP **62758** 2 m
OP **65094** Custom
suitable for: Fylo+ Out Recessed_S - Out Recessed_W

By selecting the "Custom" code, it is possible to order at desired diffuser length up to a maximum of 2 m. For example, to request 1.3 m order 1.3 x 65094.

Fylo+ | Sealing caps

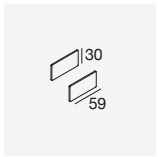

PR **65026** 2 x
suitable for: Fylo+ Out Recessed_S

Fylo+ | Template

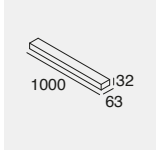

65035
suitable for: Fylo+ Out Recessed_S

Electronics

AL | 24 V

99374	99331	99332	83333	C-E400002
ON/OFF	ON/OFF	0/1-10V	DALI/PUSH	DALI/PUSH
75W	150W	150W	150W	240W
210 x 49 x h 25	158 x 60 x h 35	158 x 60 x h 35	188 x 68 x h 34	188 x 68 x h 34
56	70	70	77	77

Fylo+ | Sealing caps

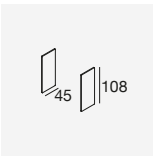

PR **65023** 2 x
suitable for: Fylo+ Out Recessed_W

Fylo+ | Template

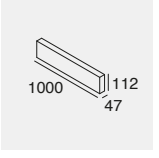

POL **65038**
suitable for: Fylo+ Out Recessed_W

Finishes

WH White
PR Primer
OP Opaline
POL Polystyrene

Cct

M 2700 **N** 4000
W 3000



STEP LIGHTS



Residence Civico 3.9
Castelfranco Veneto (Italy)

Project:
Studio Architetti Associati
Giampietro & Stefano Cinel

Commissioned by:
Fralma Srl

Photography:
TheStudio



Step lights range index

Clip

Clip_Hm

665

Clip_R

665

Sand

Sand_R

667

Sand_Q

667

Quara

Quara_RO

670

Quara_R

671

Quara_RI

671

Quara_F

671

Quara_Q

672

Quara_QI

672

Orma

Orma_AJ

676

Orma_IJ

676

Orma_Q

677

Orma_QF

677

Envelope

Envelope_R

682

Envelope_1

682

Envelope_R

682

Envelope_RW

682

Envelope_Q

684

Envelope_QW

684

Envelope_W

685

Step66

Step66

687

Chim

Chim

689

Cem

Cem_WF

691

Drift

Drift_S


698

Optiwall

Optiwall

702

Optiwall_Pro

703



CLIP

Clip_Hm | powerLED | 350 mA | 1 W DC



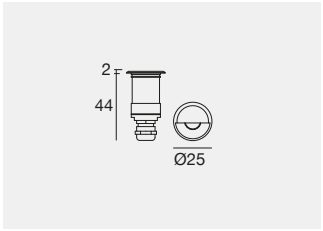

IK09 IP66

	Cct	lm S - lm D	Opt
IS **82710**	**M**	145 - 35	**07** (Asym. Ww)
	W	154 - 37	
	N	165 - 39	

Electronics: **BB** (pag 665) | Recessed casings: (pag 665)

Clip_Hm | powerLED | 350 mA | 1 W DC



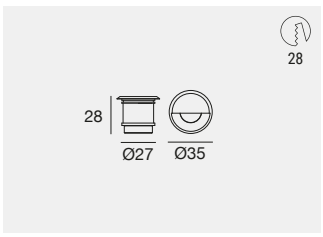

IK09 IP66

	Cct	lm S - lm D	Opt
WH **82701**	**M**	145 - 40	**07** (Asym. Ww)
GG **82702**	**W**	154 - 42	
DB **82703**	**N**	165 - 45	

Electronics: **BB** (pag 665) | Recessed casings: (pag 665)

Clip_R | powerLED | 630 mA | 2 W DC



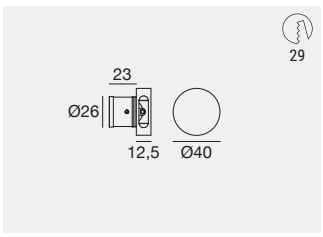

C.C. IP66

	Cct	lm S - lm D	Opt
WH **92271**	**M**	233 - On req	**70** (Radial Mono-direc.)
GG **92272**	**W**	249 - On req	
IS **92273**	**N**	266 - On req	
		R-G-B-Y On req	

Electronics: **BD** (pag 665) | Recessed casings: (pag 665)

MARINE GRADE

Check Marine Grade luminaires at linealight.com



Steel body.



Aluminium body.

Recessed casings

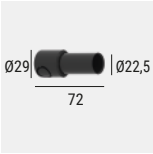

ABS **99676** Recessed casing

suitable for: Clip_Hm Ø 25 mm

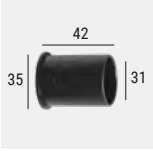

ABS **84336** Recessed casing

suitable for: Clip_Hm Ø 35 / Clip_R Ø 40



ABS **84915** Recessed casing

suitable for: Clip_Hm Ø 35 / Clip_R Ø 40

Electronics

BB | 350 mA | 1 W DC

89419	**89421**	**C-E200006**	**C-E200004**
ON/OFF	ON/OFF	ON/OFF	DALI/PUSH
1 - 2 art.	3 - 6 art.	6 - 12 art.	2 - 12 art.
74 x 65 x h 27	74 x 65 x h 27	135 x 26 x h 26	125 x 45 x h 30
		35	55

BD | 630 mA | 2 W DC

89420	**C-E200008**	**99186**	**C-E200002**
ON/OFF	ON/OFF	ON/OFF	DALI/PUSH
1 - 2 art.	3 - 6 art.	6 - 12 art.	2 - 12 art.
74 x 65 x h 27	135 x 26 x h 26	117 x 92 x h 38	125 x 45 x h 30
	35		55

Finishes

WH Text white R9003
GG Text brilliant grey R9006
DB Dark brown
IS Brushed steel

Cct

M 2700 **N** 4000
W 3000

SAND



Casa Amal
Dubai (UAE)

Lighting Designer:
Delta Theta

Photography:
Gavriil Papadiotis

Sand_R | V2 | powerLED | 350 mA | 1 W DC



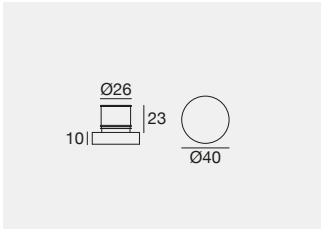

C.C. IP65

	Fin	Cct	lm S - lm D	Opt
C01645	**WH**	**M**	145 - On req	**DI** (Diffused)
		W	154 - On req	
		N	165 - On req	
		R-G-Y	On req	

Electronics: **BB** (pag 667) | Recessed casings: (pag 667)

Sand_Q | V2 | powerLED | 350 mA | 1 W DC



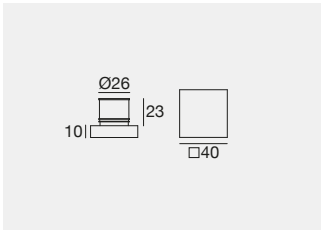

C.C. IP65

	Fin	Cct	lm S - lm D	Opt
C01646	**WH**	**M**	145 - On req	**DI** (Diffused)
		W	154 - On req	
		N	165 - On req	
		R-G-Y	On req	

Electronics: **BB** (pag 667) | Recessed casings: (pag 667)

Recessed casings

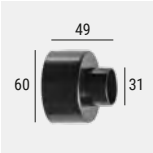

ABS **84915** Recessed casing

suitable for: Sand_R / Sand_Q

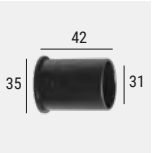

ABS **84336** Recessed casing

suitable for: Sand_R / Sand_Q



Private Residence
Venice (Italy)

Electronics

BB | 350 mA | 1 W DC

89419	**89421**	**C-E200006**	**C-E200004**
ON/OFF	ON/OFF	ON/OFF	DALI/PUSH
1 - 2 art.	3 - 6 art.	6 - 12 art.	2 - 12 art.
74 x 65 x h 27	74 x 65 x h 27	135 x 26 x h 26	125 x 45 x h 30
		35	55

Brass body
Opalescent polycarbonate diffuser





Finishes

WH Text white R9003

Cct

M 2700 **N** 4000
W 3000

QUARA



HIGH DEFINITION LIGHTING

ID Driver on board

The new circular aperture creating a light beam with extremely well-defined edges complements and completes the Quara series. The perfect shaping of the light on the ground creates striking graphic effects. Thanks to the IP65 protection rating and dedicated finishes, it is the ideal step light for contemporary outdoor settings. Quara RO is available in three diameters: Ø25, Ø40 and Ø70 mm and three colours: White, Grey, Dark and Brown. Aluminium or AISI 316L stainless steel body.



Text white (WH)



Text brilliant grey (GG)



Dark brown (DB)

COMPACT, COMFORTABLE, SPECTACULAR

A drop of light in a square or round lamp body: Quara, a marker light with an IP65 protection rating which, when installed close to the floor, illuminates and decorates in a classy and tasteful manner thanks to its asymmetrical optics. Available versions (ID) with the power supply integrated to the luminaire body, so it is possible to connect Quara directly to the power line.









Quara family

Quara_R



349

Quara_Q



349

Quara_RO | powerLED | 220 mA | 0,7 W DC



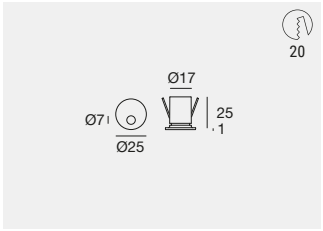

	Cct	lm S - lm D	Opt
WH **77395**	**A**	73 - 5	**70** (Asym. Ww)
GG **77396**	**M**	94 - 7	
DB **77397**	**W**	101 - 8	
	N	107 - 9	

Electronics: **BA-2** (pag 672) | Recessed casings: (pag 673)

Quara_RO | powerLED | 350 mA | 1 W DC



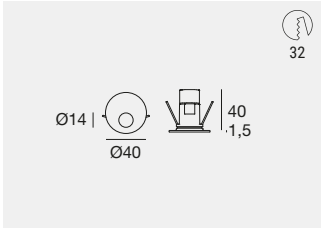

	Cct	lm S - lm D	Opt
WH **77391**	**A**	111 - 25	**70** (Asym. Ww)
GG **77392**	**M**	145 - 33	
DB **77393**	**W**	154 - 35	
	N	165 - 37	

Electronics: **BB** (pag 672) | Recessed casings: (pag 673)

Quara_RO | powerLED | 350 mA | 1 W DC



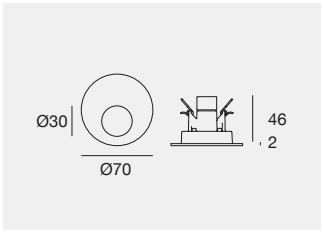

	Cct	lm S - lm D	Opt
WH **76745**	**A**	111 - 36	**70** (Asym. Ww)
GG **76746**	**M**	145 - 47	
DB **76747**	**W**	154 - 50	
	N	165 - 54	

Electronics: **BB** (pag 672) | Recessed casings: (pag 673)



Quara_RO 1 W DC - 3000K (76745). Assembly height: 40 cm.

Quara_R | powerLED | 350 mA | 1 W DC



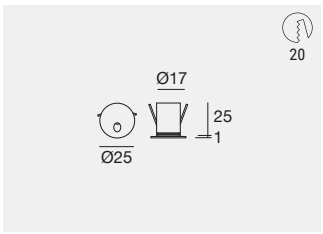

C.C. IP65

	Fin	Cct	lm S - lm D	Opt
C00236	**WH**	**M**	145 - 17	**WW** (Asym. Ww)
	GG	**W**	154 - 18	
	DB	**N**	165 - 19	
	IS			

Electronics: **BB** (pag 672) | Recessed casings: (pag 673)

Quara_R | powerLED



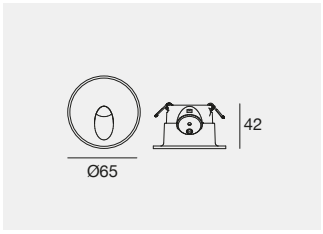

IP65 **ID**

	Cct	lm S - lm D	Opt
220-240 V AC - 2 W DC - 3 W AC			
WH 83579	**A**	176 - 110	**70** (Asym. Ww)
GG 83580	**M**	233 - 145	
DB 83581	**W**	249 - 155	
	N	266 - 166	

Recessed casings: (pag 673)

C.C. IP65

	Cct	lm S - lm D	Opt
630 mA - 2 W DC			
WH 85543	**A**	176 - 110	**70** (Asym. Ww)
GG 85542	**M**	233 - 145	
DB 87988	**W**	249 - 155	
	N	266 - 166	

Electronics: **BD** (pag 672) | Recessed casings: (pag 673)

Quara_RI | powerLED | 630 mA | 2 W DC



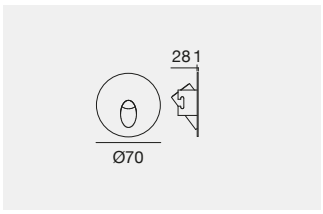

C.C. IP65

	Cct	lm S - lm D	Opt
IS 92671	**A**	176 - 76	**70** (Asym. Ww)
	M	233 - 101	
	W	249 - 108	
	N	266 - 116	

Electronics: **BD** (pag 672) | Recessed casings: (pag 673)

Quara_F | powerLED | 350 mA | 1 W DC



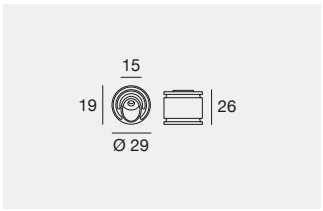

C.C. IP65

	Cct	lm S - lm D	Opt
WH 84078	**M**	145 - 57	**70** (Asym. Ww)
	W	154 - 61	
	N	165 - 65	

Electronics: **BB** (pag 672) | Recessed casings: (pag 673)

Quara_F | powerLED | 350 mA | 1 W DC



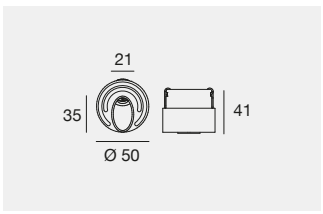

C.C. IP65

	Cct	lm S - lm D	Opt
WH 86460	**M**	145 - 81	**70** (Asym. Ww)
	W	154 - 86	
	N	165 - 92	

Electronics: **BB** (pag 672) | Recessed casings: (pag 673)

MARINE GRADE Check Marine Grade luminaires at linealight.com

Finishes

WH Text white R9003
GG Text brilliant grey R9006
DB Dark brown
IS Brushed steel

Cct

A 2200 **W** 3000
M 2700 **N** 4000

Quara_Q | powerLED



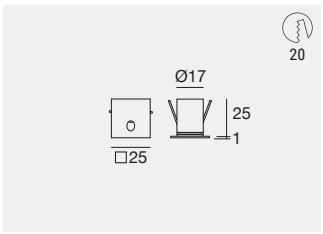

Quara_Q | powerLED



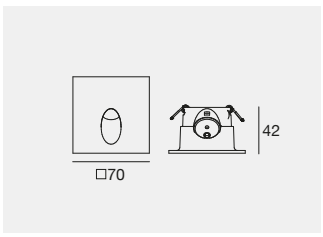

Quara_QI | powerLED



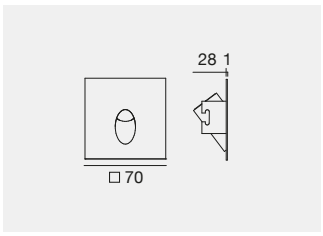

Quara_QI | powerLED



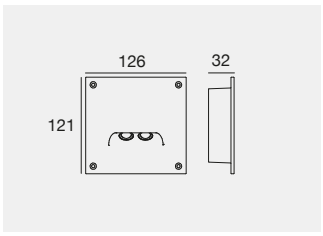

C.C. IP65

	Fin	Cct	lm S - lm D	Opt
350 mA - 1 W DC				
C00237	**WH**	**M**	145 - 17	**WW** (Asym. Ww)
	GG	**W**	154 - 18	
	DB	**N**	165 - 19	
	IS			

Electronics: **BB** (pag 672) | Recessed casings: (pag 673)

IP65 ID

	Cct	lm S - lm D	Opt
220-240 V AC - 2 W DC - 3 W AC			
WH **83583**	**A**	176 - 110	**70** (Asym. Ww)
GG **83584**	**M**	233 - 145	
DB **83585**	**W**	249 - 155	
	N	266 - 166	

Recessed casings: (pag 673)

C.C. IP65

	Cct	lm S - lm D	Opt
630 mA - 2 W DC			
WH **86563**	**A**	176 - 110	**70** (Asym. Ww)
GG **86562**	**M**	233 - 145	
DB **87989**	**W**	249 - 155	
	N	266 - 166	

Electronics: **BD** (pag 672) | Recessed casings: (pag 673)

C.C. IP65

	Cct	lm S - lm D	Opt
630 mA - 2 W DC			
IS **92672**	**A**	176 - 76	**70** (Asym. Ww)
	M	233 - 101	
	W	249 - 108	
	N	266 - 116	

Electronics: **BD** (pag 672) | Recessed casings: (pag 673)

IP65

	Cct	lm S - lm D	Opt
220-240 V AC - 4 W DC - 5,5 W AC			
WH **92238**	**A**	352 - 279	**70** (Asym. Ww)
GG **92239**	**M**	466 - 369	
DB **92240**	**W**	498 - 394	
	N	532 - 421	

Recessed casings: (pag 673)

Electronics

BA-2 | 220 mA | 0,7 W DC

99307	**83007**	**99342**	**C-E200005**
ON/OFF (IP20)	ON/OFF (IP20)	ON/OFF	DALI/PUSH
1 - 2 art.	3 - 6 art.	6 - 12 art.	2 - 12 art.
138 x 22 x h 20	138 x 22 x h 20	100 x 80 x h 31	125 x 45 x h 30
29	29		55

BD | 630 mA | 2 W DC

89420	**C-E200008**	**99186**	**C-E200002**
ON/OFF	ON/OFF	ON/OFF	DALI/PUSH
1 - 2 art.	3 - 6 art.	6 - 12 art.	2 - 12 art.
74 x 65 x h 27	135 x 26 x h 26	117 x 92 x h 38	125 x 45 x h 30
	35		55

BB | 350 mA | 1 W DC

89419	**89421**	**C-E200006**	**C-E200004**
ON/OFF	ON/OFF	ON/OFF	DALI/PUSH
1 - 2 art.	3 - 6 art.	6 - 12 art.	2 - 12 art.
74 x 65 x h 27	74 x 65 x h 27	135 x 26 x h 26	125 x 45 x h 30
		35	55

Check Marine Grade luminaires at linealight.com

MARINE GRADE

Recessed casings

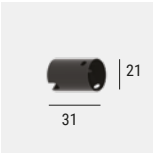

ABS 98950 Recessed casing

suitable for: Quara_RO Ø25 mm, Quara_R Ø25 mm
Quara_Q 25x25 mm

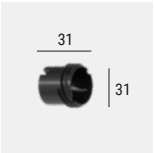

ABS 83155 Recessed casing

suitable for: Quara_F Ø29 mm

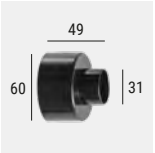

ABS 84915 Recessed casing

suitable for: Quara_RO Ø40 mm

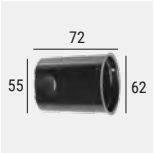

ABS 84338 Recessed casing

suitable for: Quara_RO Ø70, Quara_R Ø65, Quara_RI Ø70
Quara_F Ø50 mm, Quara_Q 70x70 mm, Quara_QI 70x70 mm

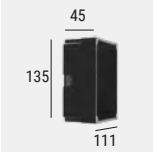

ABS 98050 Recessed casing

suitable for: Quara_QI 126x121 mm





ORMA

THE ESSENCE OF GLASS

The new Orma_Q square version features a perfectly flush Full Glass front panel, designed to blend discreetly into architectural surfaces. The absence of the traditional metal frame enhances the purity of its lines, allowing only the light to stand out and transforming the luminaire into an essential architectural element.

Orma materials:
aluminium body. Extra-clear glass diffuser, AISI 316L stainless steel flange.



Full Glass front panel
Tempered glass surface, flush with the wall for seamless architectural integration.

Minimal design
The frameless configuration reduces visual impact, enhancing the lighting effect alone.

Dark Light Optics

Optics conceived for wall and floor recessed installation, they allow the creation of perfectly marked and visible luminous paths. Thanks to the tilting system built into the optics compartment (_AJ, _IJ), Orma Dark Light is able to adapt to different installation heights.

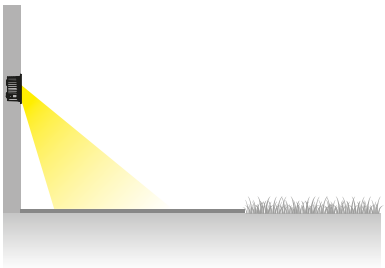

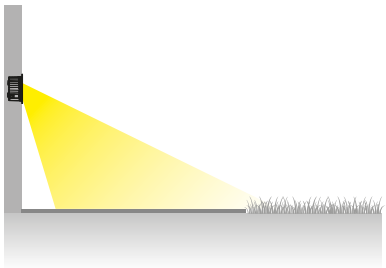

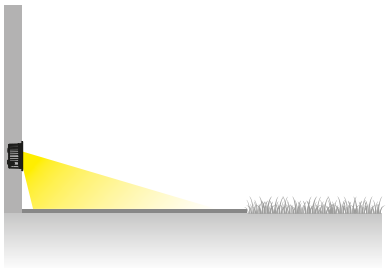

Orma family

Orma_C	Orma_QC	Orma_I _A	Orma_F _FO	Orma_Q _QF	Orma Blade
					
442-444	446-448	743-751	754-757	758-763	815

Orma_AJ | Dark Light | arrayLED



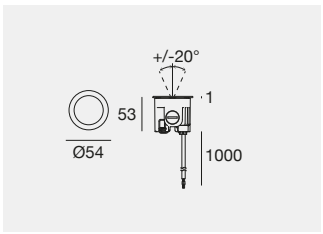

Installation with flush flange



	Fin	Cct	lm S - lm D	Opt
C.C. - 350 mA - 3 W DC				
C00862 DL	**SA**	**M**	482 - 64	**WW** (Asym. Ww)
		W	500 - 67	
		N	526 - 70	

Electronics: **BN** (pag 678) | Recessed casings: (pag 678)

C.V. - 24 V - 3,5 W DC				
C00863 DL	**SA**	**M**	482 - 64	**WW** (Asym. Ww)
		W	500 - 67	
		N	526 - 70	

Electronics: **ET** (pag 678) | Recessed casings: (pag 678)

Orma_AJ| Dark Light | arrayLED



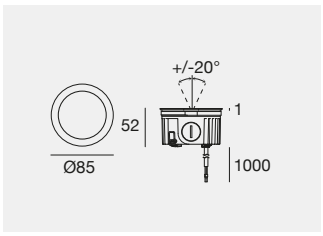

Installation with flush flange



	Fin	Cct	lm S - lm D	Opt
C.C. - 500 mA - 4,5 W DC				
C00866 DL	**SA**	**M**	646 - 89	**WW** (Asym. Ww)
		W	673 - 93	
		N	711 - 98	

Electronics: **BW** (pag 678) | Recessed casings: (pag 678)

C.V. - 24 V - 5 W DC				
C00867 DL	**SA**	**M**	646 - 89	**WW** (Asym. Ww)
		W	673 - 93	
		N	711 - 98	

Electronics: **DB** (pag 678) | Recessed casings: (pag 678)

Orma_IJ | Dark Light | powerLED



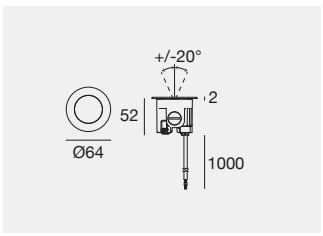

Installation with placing flange



	Fin	Cct	lm S - lm D	Opt
C.C. - 350 mA - 3 W DC				
C00864 DL	**SA**	**M**	482 - 64	**WW** (Asym. Ww)
		W	500 - 67	
		N	526 - 70	

Electronics: **BN** (pag 678) | Recessed casings: (pag 678)

C.V. - 24 V - 3,5 W DC				
C00865 DL	**SA**	**M**	482 - 64	**WW** (Asym. Ww)
		W	500 - 67	
		N	526 - 70	

Electronics: **ET** (pag 678) | Recessed casings: (pag 678)

Orma_IJ | Dark Light | arrayLED



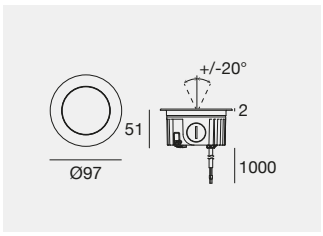

Installation with placing flange



	Fin	Cct	lm S - lm D	Opt
C.C. - 500 mA - 4,5 W DC				
C00868 DL	**SA**	**M**	646 - 89	**WW** (Asym. Ww)
		W	673 - 93	
		N	711 - 98	

Electronics: **BW** (pag 678) | Recessed casings: (pag 678)

C.V. - 24 V - 5 W DC				
C00869 DL	**SA**	**M**	646 - 89	**WW** (Asym. Ww)
		W	673 - 93	
		N	711 - 98	

Electronics: **DB** (pag 678) | Recessed casings: (pag 678)

* Resistant to temporary immersion.
Not suitable for permanent submerged installation.

Orma_Q | Dark Light | arrayLED



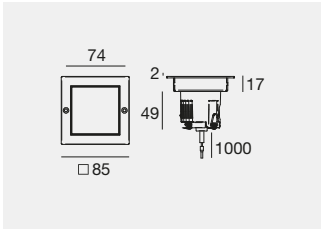

Installation with placing flange

Installation with placing flange

Fin	Cct	lm S - lm D	Opt
C.C. - 350 mA - 4 W DC			
C00762 DL **SA**	**M**	602 - 198	**SP** (10°÷ 19°)
	W	630 - 207	**ML** (30°÷ 39°)
	N	666 - 219	

Electronics: **BE** (pag 678) | Recessed casings: (pag 678)

C.V. - 24 V DC - 5 W DC			
C00763 DL **SA**	**M**	602 - 198	**SP** (10°÷ 19°)
	W	630 - 207	**ML** (30°÷ 39°)
	N	666 - 219	

Electronics: **DB** (pag 678) | Recessed casings: (pag 678)

Orma_Q | Dark Light | arrayLED



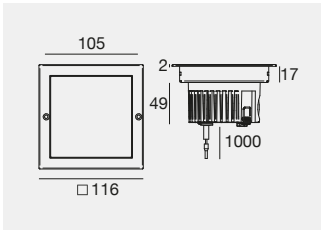

Installation with placing flange

Fin	Cct	lm S - lm D	Opt
C.C. - 220 mA - 8 W DC			
C00767 DL **SA**	**M**	1153 - 452	**SP** (10°÷ 19°)
	W	1203 - 472	**ML** (30°÷ 39°)
	N	1235 - 485	**WF** (50°÷ 70°)

Electronics: **BF** (pag 678) | Recessed casings: (pag 678)

C.V. - 24 V DC - 9 W DC			
C00768 DL **SA**	**M**	1153 - 452	**SP** (10°÷ 19°)
	W	1203 - 472	**ML** (30°÷ 39°)
	N	1235 - 485	**WF** (50°÷ 70°)

Electronics: **DC** (pag 678) | Recessed casings: (pag 678)

Orma_QF | Dark Light | arrayLED



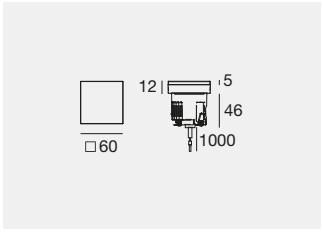

Flush installation

Fin	Cct	lm S - lm D	Opt
C.C. - 350 mA - 4 W DC			
C00764 DL **GA**	**M**	602 - 198	**SP** (10°÷ 19°)
	W	630 - 207	**ML** (30°÷ 39°)
	N	666 - 219	

Electronics: **BE** (pag 678) | Recessed casings: (pag 678)

C.V. - 24 V DC - 5 W DC			
C00765 DL **GA**	**M**	602 - 198	**SP** (10°÷ 19°)
	W	630 - 207	**ML** (30°÷ 39°)
	N	666 - 219	

Electronics: **DB** (pag 678) | Recessed casings: (pag 678)

Orma_QF | Dark Light | arrayLED



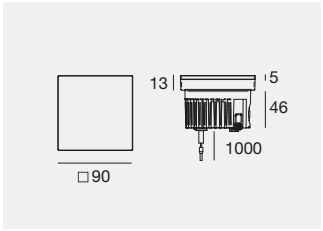

Flush installation

Fin	Cct	lm S - lm D	Opt
C.C. - 220 mA - 8 W DC			
C00769 DL **GA**	**M**	1153 - 452	**SP** (10°÷ 19°)
	W	1203 - 472	**ML** (30°÷ 39°)
	N	1235 - 485	**WF** (50°÷ 70°)

Electronics: **BF** (pag 678) | Recessed casings: (pag 678)

C.V. - 24 V DC - 9 W DC			
C00770 DL **GA**	**M**	1153 - 452	**SP** (10°÷ 19°)
	W	1203 - 472	**ML** (30°÷ 39°)
	N	1235 - 485	**WF** (50°÷ 70°)

Electronics: **DC** (pag 678) | Recessed casings: (pag 678)

* Resistant to temporary immersion.
Not suitable for permanent submerged installation.

Finishes

SA Steel/Aluminium
GA Transparent glass/aluminium

Cct

M 2700 **N** 4000
W 3000

Accessories

DL Darklight

Recessed casings



ABS 99650 Recessed casings

suitable for: Orma_AJ Ø54 mm
Orma_IJ Ø64 mm



ABS 99560 Recessed casings with flange

suitable for: Orma_AJ Ø54 mm

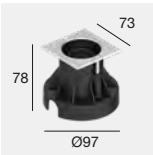

ABS 99855 Recessed casings with flange

suitable for: Orma_AJ Ø54 mm



ABS 83411 Recessed casings

suitable for: Orma_Q 85x85 mm



ABS C-C100002 Recessed casings

suitable for: Orma_QF 60x60 mm



ABS 99651 Recessed casings

suitable for: Orma_AJ Ø85 mm
Orma_IJ Ø97 mm



ABS 99563 Recessed casings with flange

suitable for: Orma_AJ Ø85 mm

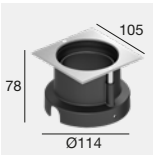

ABS 99856 Recessed casings with flange

suitable for: Orma_AJ Ø85 mm



ABS 83410 Recessed casings

suitable for: Orma_Q 116x116 mm

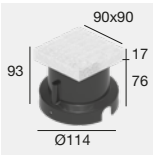

ABS C-C100003 Recessed casings

suitable for: Orma_QF 90x90 mm

Electronics

BE | 350 mA | 4 W DC

89421	C-E200006	C-E200004
ON/OFF	ON/OFF	DALI/PUSH
1 art.	2 - 3 art.	1 - 3 art.
74 x 65 x h 27	135 x 26 x h 26	125 x 45 x h 30
	35	55

BF | 220 mA | 8 W DC

99342	C-E200005
ON/OFF	DALI/PUSH
1 art.	1 art.
100 x 80 x h 31	125 x 45 x h 30
	55

BN | 350 mA | 3/3,2 W DC

89421	C-E200006	C-E200004
ON/OFF	ON/OFF	DALI/PUSH
1 - 2 art.	2 - 4 art.	1 - 4 art.
74 x 65 x h 27	135 x 26 x h 26	125 x 45 x h 30
	35	55

BW | 500 mA | 4,5 W DC

C-E200007	99185	C-E200003
ON/OFF	ON/OFF	DALI/PUSH
1 - 2 art.	2 - 4 art.	1 - 4 art.
135 x 26 x h 26	117 x 92 x h 38	125 x 45 x h 30
35		55

DB | 24 V | max. 5 W DC

89488	89179	89359	99660	83042	+ driver 24V DC	
ON/OFF	ON/OFF	ON/OFF	Dimmer	Dimmer DALI/PUSH	99331 150W	99786 240W
1 - 2 art.	1 - 4 art.	1 - 9 art.	DALI - 0/1-10V	0/1-10V	1-21 art.	1-33 art.
80 x 100 x h 31	92 x 117 x h 38	115 x 140 x h 50	149 x 37 x h 31	164 x 38 x h 25	70	81
			48	45		

DC | 24 V | max. 9 W DC

89179	89359	99331	99660	83042	+ driver 24V DC	
ON/OFF	ON/OFF	ON/OFF	Dimmer	Dimmer DALI/PUSH	99331 150W	99786 240W
1 - 2 art.	1 - 5 art.	1 - 15 art.	DALI - 0/1-10V	0/1-10V	1-11 art.	1-18 art.
92 x 117 x h 38	115 x 140 x h 50	158 x 60 x h 35	149 x 37 x h 31	164 x 38 x h 25	70	81
			48	45		

ET | 24 V | max. 3,5 W DC

89488	89179	89359	99660	C-E500023	+ driver 24V DC	
ON/OFF	ON/OFF	ON/OFF	Dimmer	Dimmer DALI/PUSH	99331 150W	99786 240W
1 - 3 art.	1 - 6 art.	1 - 12 art.	DALI - 0/1-10V	0/1-10V	1-38 art.	1-61 art.
80 x 100 x h 31	92 x 117 x h 38	115 x 140 x h 50	149 x 37 x h 31	80 x 40 x h 25	70	81
			48	48		





ENVELOPE

Envelope family

Envelope_1



353

ELEGANCE IN SIMPLICITY



The Envelope family is renewed with new powers, and Envelope_R/RW (24V, 220-240 V) is joined by a new round path marker that appears as a single, compact element, featuring a clean and pared-back look. Pure geometric forms softly illuminate the space, creating an evocative sense of depth in both indoor and outdoor settings. Available in four finishes, White, Grey, Black Grey and Dark Brown, four colour temperatures, 2200K, 2700K, 3000K and 4000K, and in 2W for a softer lighting effect or 4W for a more pronounced effect. Aluminium body.

SHAPES, SIZES AND COLOURS

Recessed optics and visual comfort
The recessed source is hidden from view, making it a full cut-off luminaire: the eye sees and appreciates only the clean and comfortable emission; in a slightly asymmetrical position, it directs the beam towards the walking area.

Envelope_R
Ø40



Envelope_R
Ø120



Envelope_RW
Ø132



Envelope_1
40x40



Envelope_Q / _QW
120x88



Envelope_W
270x125



Envelope_W
170x168

Text white (WH)



Text brilliant grey (GG)



Text black grey (BG)



Dark brown (DB)









Envelope_R | powerLED | 350 mA



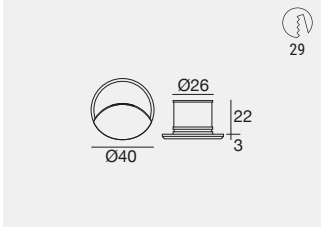

Installation with outer casing

C.C. IK10 IP66

	Cct	lm S - lm D	Opt
1 W DC			
WH **83601**	**A**	111 - 25	**07** (Asym. Diffused)
BB **83602**	**M**	145 - 35	
GG **83603**	**W**	154 - 37	
DB **83604**	**N**	165 - 39	
BG **84071**			
BS **84072**			

Electronics: **BB** (pag 685) | Recessed casings: (pag 685)

Envelope_1 | powerLED | 350 mA



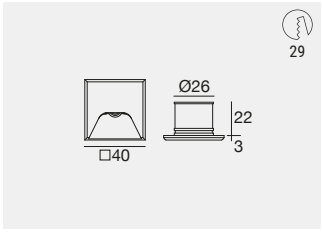

Installation with outer casing

C.C. IK10 IP66

	Cct	lm S - lm D	Opt
1 W DC			
WH **96976**	**A**	111 - 22	**07** (Asym. Diffused)
BB **96977**	**M**	145 - 30	
GG **96978**	**W**	154 - 31	
DB **96979**	**N**	165 - 34	
BG **80605**			
BS **83613**			

Electronics: **BB** (pag 685) | Recessed casings: (pag 685)

Envelope_R | topLED | 24 V DC



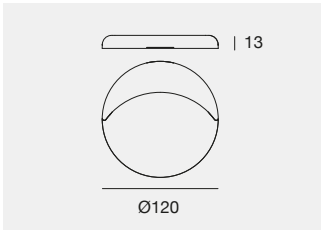

Surface installation

IK10 IP66

	Cct	lm S - lm D	Opt
4 W DC			
WH **76090**	**W**	426 - 207	**07** (Asym. Diffused)
GG **76091**	**N**	446 - 216	
DB **76093**			
BG **76092**			

Electronics: **DE** (pag 685)

Envelope_RW | topLED | 220-240 V AC



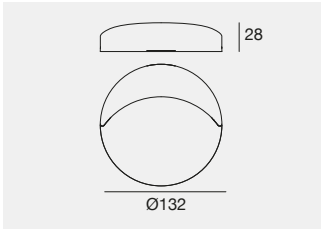

Surface installation or with outer casing

IK10 IP66 ID

	Cct	lm S - lm D	Opt
2 W DC - 2,5 W AC			
WH **77044**	**W**	330 - 139	**07** (Asym. Diffused)
GG **77045**	**N**	346 - 146	
DB **77047**			
BG **77046**			

Recessed casings: (pag 685)

ID Driver on board

1 **Vida Beach Resort Marassi Al Bahrain /** Manama (Bahrain) / *Lighting Supplier:* Huda Lighting / *Lighting Designer:* UMAYA / *Photography:* Huda Lighting **2** **Rozafa Castle /** Shkodër (Albania) / *Lighting Designer:* Fulvio Baldeschi / *Photography:* Pietro Savorelli **3** **The CO99 Art Building & OPR Gallery /** Milan (Italy) / *Project:* Architect Federico Regazzoni / *Lighting Designer:* Light+Arch Consultancy, Architect Giorgio Colombo / *Photography:* Marco Reggi.



1



2



3

Envelope_Q | topLED | 24 V DC



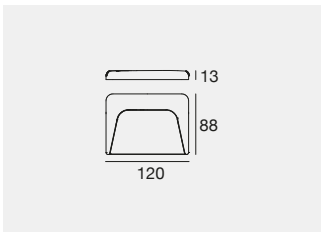

Installation with outer casing

	Cct	lm S - lm D	Opt
1,5 W DC			
WH **97170**	**W**	213 - 139	**07** (Asym. Diffused)
GG **97172**	**N**	224 - 154	
DB **81342**			
BG **81341**			

Electronics: **EQ** (pag 685) | Recessed casings: (pag 685)

4 W DC			
WH **76098**	**W**	426 - 269	**07** (Asym. Diffused)
GG **76099**	**N**	446 - 282	
DB **76101**			
BG **76100**			

Electronics: **DE** (pag 685) | Recessed casings: (pag 685)

Envelope_QW | topLED | 24 V DC



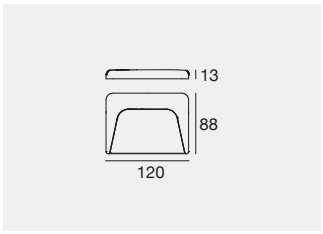

Surface installation

	Cct	lm S - lm D	Opt
1,5 W DC			
WH **97167**	**W**	213 - 139	**07** (Asym. Diffused)
GG **97169**	**N**	224 - 154	
DB **81340**			
BG **81339**			

Electronics: **EQ** (pag 685)

4 W DC			
WH **76094**	**W**	426 - 269	**07** (Asym. Diffused)
GG **76095**	**N**	446 - 282	
DB **76097**			
BG **76096**			

Electronics: **DE** (pag 685)

Simplified installation
Envelope_Q models (120 × 88 mm) can be secured to the wall using the dedicated recessed box. Installation is quick and easy, and the screws remain completely concealed, making the luminaire an integral part of the architecture. Envelope_QW, _R (Ø120), _RW and _W models are mounted directly onto the surface.

Envelope_QW



Installation
on surface

Envelope_Q



Installation with recessed casing
(standard box mod. 503)

Finishes

WH Text white R9003
GG Text brilliant grey R9006
DB Dark brown
BG Text black grey R7021

Cct

W 3000
N 4000

Envelope_W | topLED | 220-240 V AC



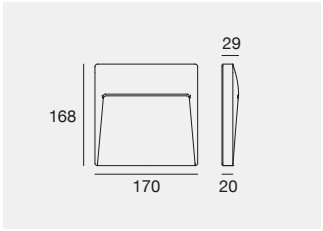

Surface installation or with outer casing

IK10 IP65

	Cct	lm S - lm D	Opt
6 W DC - 8 W AC			
WH **81343**	**M**	826 - 546	**07** (Asym. Diffused)
GG **81291**	**W**	862 - 570	
DB **81292**	**N**	914 - 604	
BG **81290**			

Recessed casings: (pag 685)

Envelope_W | topLED | 220-240 V AC



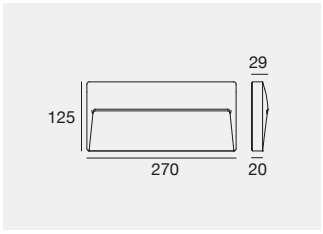

Surface installation or with outer casing

IK10 IP65

	Cct	lm S - lm D	Opt
9,5 W DC - 12 W AC			
WH **81344**	**M**	1376 - 838	**07** (Asym. Diffused)
GG **81294**	**W**	1437 - 875	
DB **81295**	**N**	1521 - 926	
BG **81293**			
16 W DC - 18 W AC			
WH **81512**	**M**	1915 - 1165	**07** (Asym. Diffused)
GG **81510**	**W**	1999 - 1216	
DB **81511**	**N**	2116 - 1287	
BG **81509**			

Recessed casings: (pag 685)

Electronics

BB | 350 mA | 1 W DC

89419	89421	C-E200006	C-E200004
ON/OFF	ON/OFF	ON/OFF	DALI/PUSH
1 - 2 art.	3 - 6 art.	6 - 12 art.	2 - 12 art.
74 x 65 x h 27	74 x 65 x h 27	135 x 26 x h 26	125 x 45 x h 30
		35	55

EQ | 24 V | max. 1,5 W DC

89488	89179	89359	99332	83333
ON/OFF	ON/OFF	ON/OFF	0/1-10V	DALI/PUSH
1 - 8 art.	1 - 14 art.	1 - 28 art.	1 - 90 art.	1 - 90 art.
100 x 80 x h 31	117 x 92 x h 38	140 x 115 x h 50	158 x 60 x h 35	188 x 68 x h 34
			70	77

DE | 24 V | max. 4 W DC

89488	89179	99331	99332	83333
ON/OFF	ON/OFF	ON/OFF	0/1-10V	DALI/PUSH
1 - 3 art.	1 - 5 art.	1 - 33 art.	1 - 33 art.	1 - 33 art.
100 x 80 x h 31	117 x 92 x h 38	158 x 60 x h 35	158 x 60 x h 35	188 x 68 x h 34
		70	70	77

Recessed casings

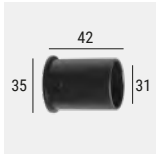

ABS **84336** Recessed casing

suitable for: Envelope_R Ø40 mm
Envelope_1 40x40 mm



ABS **84915** Recessed casing

suitable for: Envelope_R Ø40 mm
Envelope_1 40x40 mm



ABS **99745** Recessed casing

suitable for: Envelope_W 270x125 mm

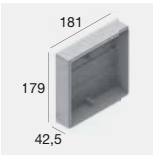

ABS **99744** Recessed casing

suitable for: Envelope_W 170x168 mm

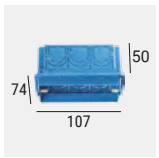

503 **98111** Recessed casing
(standard box mod. 503)

suitable for: Envelope_RW Ø132 mm
Envelope_Q 120x88 mm

Finishes

WH Text white R9003
GG Text brilliant grey R9006
DB Dark brown
BG Text black grey R7021

Cct

M 2700 **N** 4000
W 3000

STEP66



ID Driver on board

STEP LIGHT FOR MAXIMUM VISIBILITY

Step66 evolves the concept of step lighting through an essential design and an asymmetric light distribution capable of projecting a beam with well-defined edges. The light source, recessed within the luminaire body and concealed from view, helps to reduce glare and ensure high visual comfort. The lighting effect defines pathways and walkways, enhancing their geometry and improving visual perception. Also available in a Driver on board version, with the power supply integrated directly into the luminaire body. Aluminium body.

Step family

Step IP40



354

Step66 | powerLED



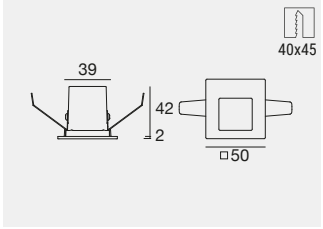

IK08 IP65 ID

	Cct	lm S - lm D	Opt
220-240 V AC - 1 W DC - 1,5 W AC			
WH **82746**	**A**	111 - 49	**07** (Asym. Ww)
BB **77633**	**M**	145 - 60	
GG **82747**	**W**	154 - 64	
DB **82748**	**N**	165 - 70	

Accessories: (pag 687)

C.C. IK08 IP65

	Cct	lm S - lm D	Opt
350 mA - 1 W DC			
WH **82742**	**A**	111 - 49	**07** (Asym. Ww)
BB **77634**	**M**	145 - 60	
GG **82743**	**W**	154 - 64	
DB **82744**	**N**	165 - 70	

Electronics: **BB** (pag 687) | Accessories: (pag 687)



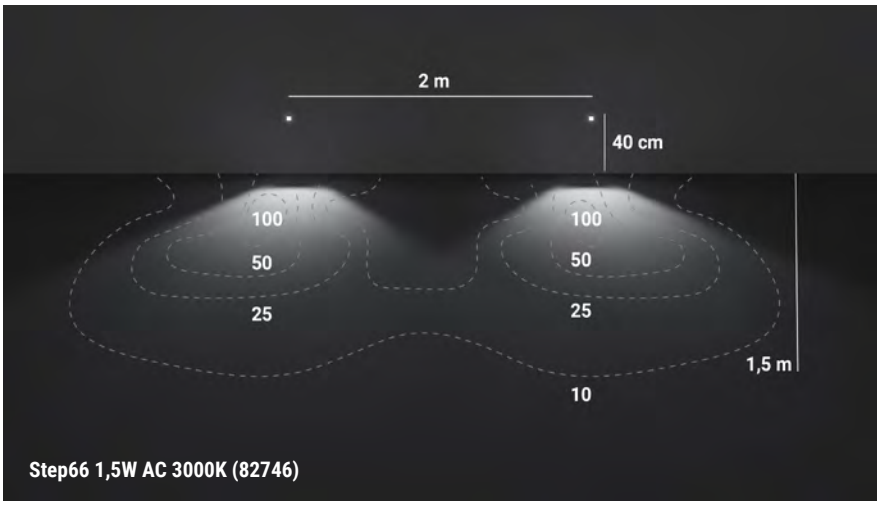

Step66 1,5W AC 3000K (82746)

Electronics

BB | 350 mA | 1 W DC

89419	**89421**	**C-E200006**	**C-E200004**
ON/OFF	ON/OFF	ON/OFF	DALI/PUSH
1 - 2 art.	3 - 6 art.	6 - 12 art.	2 - 12 art.
74 x 65 x h 27	74 x 65 x h 27	135 x 26 x h 26	125 x 45 x h 30
		35	55

Recessed casings

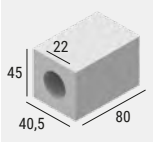

POL **83181** Concrete casting template

suitable for: Step66

Finishes

WH Text white R9003 GG Text brilliant grey R9006 POL Polystyrene
BB Text black R9005 DB Dark brown

Cct

A 2200 **W** 3000
M 2700 **N** 4000


CHIM

Chim | powerLED | 220-240 V AC | 4 W DC - 5,5 W AC



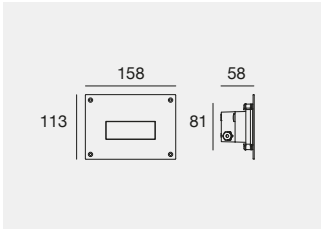

	Cct	lm S - lm D	Opt
IS **92681**	**M**	466 - 300	**12** (Asym. Ww)
	W	498 - 320	
	N	532 - 342	

Recessed casings: (pag 689)

Recessed casings



PVC **98009** Recessed casing

suitable for: Chim L158x113 mm



Nylon body.
AISI 316L stainless steel flange.

Finishes

IS Brushed steel

Cct

M 2700 **N** 4000
W 3000

CEM



Cem_WF | topLED | 180 mA | 7,5 W DC



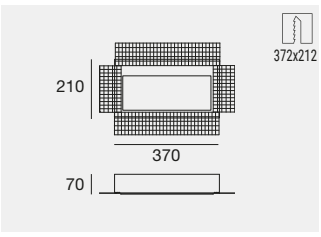

	Cct	lm S - lm D	Opt
CC **64505**	**M**	1064 - 203	**00** (Asym. Ww)
	W	1110 - 237	
	N	1175 - 247	

Electronics: **BH** (pag 691) | Recessed casing (pag 691)

Concrete body.



Electronics

BH | 180 mA | 7,5 W DC

99716
ON/OFF
1 art.
57 x 38 x h 25

Recessed casings

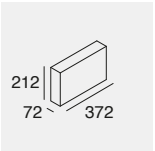

WH **65005** Concrete casting template

suitable for: Cem_WF 7,5W

Finishes	Cct
CC Concrete	**M** 2700 **N** 4000 **W** 3000



DRIFT

DRIFT IS LIGHT SCULPTED WITH PRECISION

A compact, rigorous body, defined by clean geometries and textured surfaces, houses a new-generation recessed optic: invisible to the eye, yet fundamental in shaping space. The light generated by Drift is diffuse and uniform across the illuminated surface, while remaining perfectly controlled thanks to an advanced asymmetric distribution. The beam extends widely to the side while maintaining continuity in the forward direction, providing balanced illumination for pathways and surfaces. The recessed, shielded optical system delivers a BUG rating of 0, eliminating direct glare and ensuring outstanding visual comfort in both residential and high-traffic environments. Die-cast aluminium body with powder-coated finish.





A COLLECTION DESIGNED TO ADAPT TO ANY PROJECT

Drift is available in two installation types: surface-mounted and bollard, the latter offered in three heights, 450 mm, 750 mm, and 1050 mm (see page 878). Four color temperatures: 2200K, 2700K, 3000K, and 4000K ensure seamless integration in both residential settings and public or natural environments. Drift's essential design is enhanced by four finishes: Dark Brown, Black Gray, Gray, and White. Each element is engineered to guarantee visual consistency and long-lasting durability.



BG
Text black grey



GG
Text brilliant grey



WH
Text white



DB
Dark brown

VERSATILITY TURNS EVERY SURFACE INTO LIGHT



Drift family **Bollard** 878









Drift_S | arrayLED | 220-240 V AC



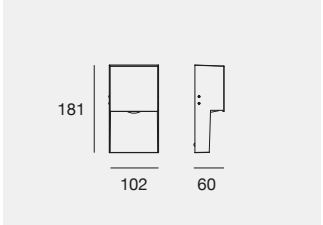

IK09 IP65 NEW

	Fin		Cct	lm S - lm D	Opt
12,6 W DC - 15 W AC					
C00917	**WH**		**A**	1430 - 653	**SR** (Asym. 180°)
	BG		**M**	1698 - 775	
	GG		**W**	1772 - 809	
	DB		**N**	1870 - 855	

IK09 IP65 NEW

	Fin		Cct	lm S - lm D	Opt
700 mA - 12,6 W DC					
C01683	**WH**		**A**	1430 - 653	**SR** (Asym. 180°)
	BG		**M**	1698 - 775	
	GG		**W**	1772 - 809	
	DB		**N**	1870 - 855	

Electronics: **IC** (pag 698) **ON/OFF** 630 mA - 11,6 W DC | **DALI2** 700 mA - 12,6 W DC



Electronics

IC | 630 mA - 11,6 W DC | 700 mA - 12,6 W DC

C-E200008	**99186**	**C-E200001**
ON/OFF 630 mA	ON/OFF 630 mA	DALI/PUSH 700 mA
1 art.	1 - 2 art.	1 - 2 art.
135 x 26 x h 26	97 x 92 x h 38	125 x 45 x h 30
35		55

DRIFT_S: ONE LUMINAIRE, MULTIPLE LIGHTING EFFECTS.

Drift_S - C00917BGMSR ⚠
Uplight configuration





The luminaire performs particularly well in uplight installations, providing a constant and uniform light emission across the entire ceiling surface. Installation example: spacing between luminaires 3 m, mounting height 1.8 m from the floor.

⚠ **Note: in the uplight configuration, the luminaire must be installed exclusively under a cover (e.g. balconies, arcades, or porticoes) to ensure long-term durability.**

Drift_S - C00917BGMSR
Step Light configuration



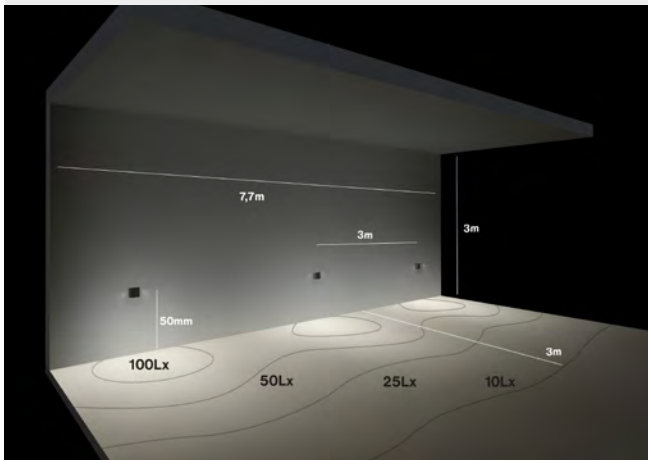

In Step Light configuration, the luminaire delivers a high level of ground illumination, both forward and sideways.This solution provides an efficient alternative for achieving high lighting performance with a reduced number of luminaires. Installation example: spacing between luminaires 3 m, mounting height 50 cm from the floor.

Drift_S - C00917BGMSR
Ceiling-mounted configuration



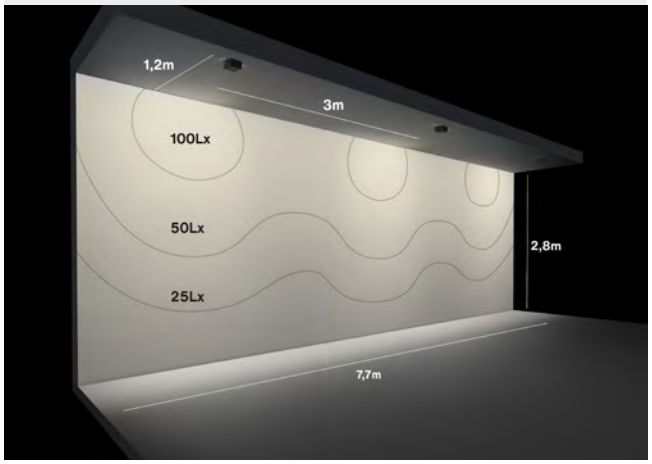

When installed on the ceiling, the luminaire provides a constant and uniform light emission across the entire wall. Installation example: spacing between luminaires 3 m, distance from the wall 1.2 m.

Drift_S - C00917BGMSR
Floor-mounted configuration



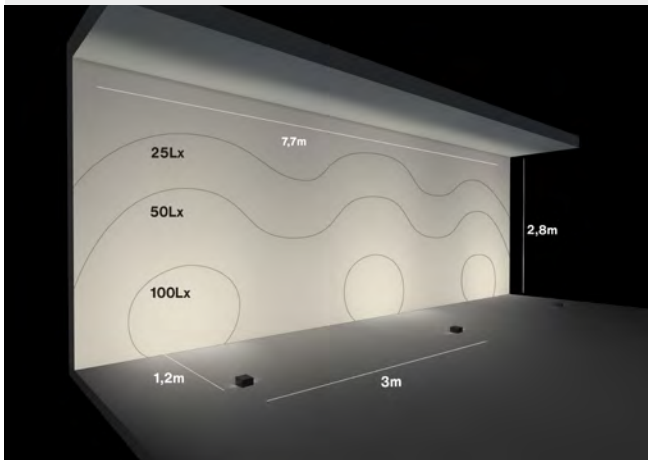

When installed on the floor, the luminaire provides a constant and uniform light emission across the entire wall. Installation example: spacing between luminaires 3 m, distance from the wall 1.2 m.
Note: in this configuration, the luminaire is walkable but not suitable for vehicular traffic.



OPTIWALL

Optiwall family

Optiwall

358

A CASCADE OF LIGHT IN A FEW MILLIMETRES OF THICKNESS

OPTIWALL is an innovative step light that requires no recessed casing and features an extremely slim profile: just 18 mm to accommodate the light sources. Available in two shapes, square and rectangular, and in four sizes, 70 × 70, 158 × 158, 158 × 84 and 295 × 84 mm, it is ideal for illuminating outdoor pathways and stairs. Installation is directly onto the surface, without the need for a recessed casing, making it quick and easy. The recessed light sources, combined with the flat diffuser underneath, provide a wide light distribution across both the horizontal plane and the vertical surface. OPTIWALL is certified Bug Rating 0. Aluminium body, PMMA diffuser (for the PRO configuration).

BUG Rating 0



Text black grey (BG)



Dark brown (DB)



Text white (WH)

OPTIWALL PRO



Revolutionary step lights

Optiwall_Pro revolutionises the concept of the path-marker: more than a wall light, it is a true window of light that, through the micro-engravings of OptiLight Technology™, ensures maximum visual comfort. Light is not only projected asymmetrically onto the walking surface; when positioned at step-light height, it softly illuminates the space with greater depth, guiding and defining pathways, walkways and stairs.



Optilight



Optiwall | topLED | 24 V DC | 1,2 W DC



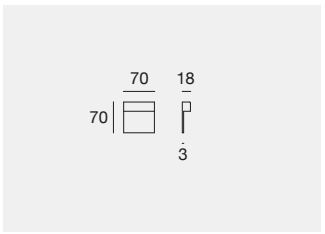

	Fin	Cct	lm S - lm D	Opt
C01032	**WH**	**A**	131 - 71	**WW** (Asym. Diffused)
	DB	**M**	154 - 83	
	BG	**W**	161 - 87	
		N	170 - 92	

Electronics: **EQ** (pag 703)

Optiwall | topLED | 24 V DC | 3,5 W DC



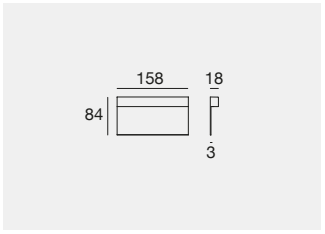

	Cct	lm S - lm D	Opt
WH **77387**	**M**	463 - 347	**07** (Asym. Diffused)
DB **77389**	**W**	483 - 362	
BG **77390**	**N**	511 - 383	

Electronics: **DE** (pag 703)

Optiwall | topLED | 24 V DC | 3,5 W DC



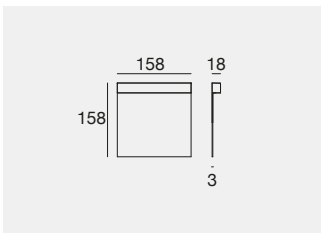

	Cct	lm S - lm D	Opt
WH **77383**	**M**	463 - 375	**07** (Asym. Diffused)
DB **77385**	**W**	483 - 391	
BG **77386**	**N**	511 - 414	

Electronics: **DE** (pag 703)

Optiwall | topLED | 24 V DC | 7 W DC



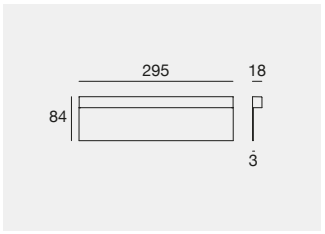

	Cct	lm S - lm D	Opt
WH **77370**	**M**	926 - 729	**07** (Asym. Diffused)
DB **77372**	**W**	966 - 761	
BG **77373**	**N**	1022 - 805	

Electronics: **DF** (pag 703)



*** BUG rating 0**: Only for the finishes Text black grey **(BG)** and Dark brown **(DB)**

Optiwall_Pro | V2 | topLED | 24 V DC | 3,5 W DC



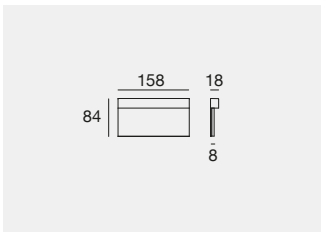

	Cct	lm S - lm D	Opt
WH **76760**	**M**	463 - 304	**07** (Asym. Diffused)
DB **76762**	**W**	483 - 317	
BG **76763**	**N**	511 - 335	

Electronics: **DE** (pag 703)

Optiwall_Pro | V2 | topLED | 24 V DC | 3,5 W DC



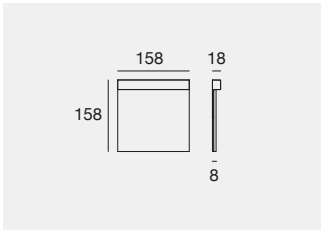

	Cct	lm S - lm D	Opt
WH **76764**	**M**	463 - 324	**07** (Asym. Diffused)
DB **76766**	**W**	483 - 338	
BG **76767**	**N**	511 - 358	

Electronics: **DE** (pag 703)

Optiwall_Pro | V2 | topLED | 24 V DC | 7 W DC



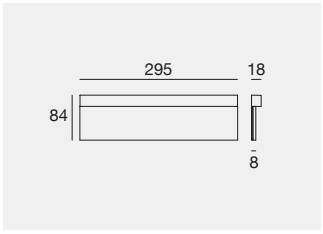

	Cct	lm S - lm D	Opt
WH **76768**	**M**	926 - 704	**07** (Asym. Diffused)
DB **76770**	**W**	966 - 734	
BG **76771**	**N**	1022 - 777	

Electronics: **DF** (pag 703)

Electronics

DE | 24 V | max. 4 W DC

89488	**89179**	**99331**	**99332**	**83333**
ON/OFF	ON/OFF	ON/OFF	0/1-10V	DALI/PUSH
1 - 3 art.	1 - 5 art.	1 - 33 art.	1 - 33 art.	1 - 33 art.
100 x 80 x h 31	117 x 92 x h 38	158 x 60 x h 35	158 x 60 x h 35	188 x 68 x h 34
		70	70	77

EQ | 24 V | max. 1,5 W DC

89488	**89179**	**89359**	**99332**	**83333**
ON/OFF	ON/OFF	ON/OFF	0/1-10V	DALI/PUSH
1 - 8 art.	1 - 14 art.	1 - 28 art.	1 - 90 art.	1 - 90 art.
100 x 80 x h 31	117 x 92 x h 38	140 x 115 x h 50	158 x 60 x h 35	188 x 68 x h 34
			70	77

DF | 24 V | max. 7 W DC

89179	**89359**	**99331**	**99332**	**99722**
ON/OFF	ON/OFF	ON/OFF	0/1-10V	DALI
1 - 3 art.	1 - 6 art.	1 - 21 art.	1 - 21 art.	1 - 17 art.
117 x 92 x h 38	140 x 115 x h 50	158 x 60 x h 35	158 x 60 x h 35	191 x 63 x h 38
		70	70	73

Finishes

WH Text white R9003
BG Text black grey R7021
DB Dark brown

Cct

M 2700 **N** 4000
W 3000



FLOOR GRAZING LIGHTS





Private Villa
Bassano Del Grappa (Italy)

Project:
Didonè Comacchio Architects

Photography:
Alberto Sinigaglia

Floor Grazing lights range index

Alcor


Alcor_R
709


Alcor_R1
709


Alcor_R2
709


Alcor_R4
710


Alcor_R
710


Alcor_R1
710


Alcor_R2
711


Alcor_R4
711


Alcor_R1 Blade
712


Alcor_R2 Blade
712

Alcor316


Alcor316_R
NEW
718


Alcor316_R1
NEW
718


Alcor316_R2
NEW
719


Alcor316_R4
NEW
719


Alcor316_R1
720


Alcor316_R2
720


Alcor316_R4
720


Alcor316_R1
721


Alcor316_R2
721


Alcor316_R4
721

Astropek


Astropek_1 Blade
725


Astropek_2 Blade
725


Astropek
726


Astropek_1
726


Astropek_2
726


Astropek_4
726

Footpad


Footpad_R
729

ALCOR

Aluminium body.
Tempered glass diffuser.



Alcor lighting effect



Alcor_R | V2 | powerLED | 500 mA | 4,5 W DC



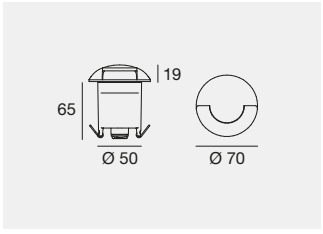

1500 kg C.C. IK10 IP67

	Cct	lm S - lm D	Opt
GG 76862	M	535 - 79	18 (Radial Mono-direc.)
	W	575 - 84	
	N	620 - 91	

Electronics: **BW** (pag 712) | Recessed casings: (pag 712)

Alcor_R | V2 | powerLED | 220-240 V AC | 4,5 W DC - 5,6 W AC



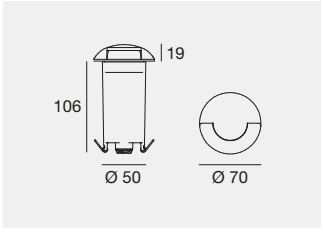

1500 kg IK10 IP67

	Cct	lm S - lm D	Opt
GG 76866	M	535 - 79	18 (Radial Mono-direc.)
	W	575 - 84	
	N	620 - 91	

Recessed casings: (pag 712)

Alcor_R1 | V2 | powerLED | 500 mA | 4,5 W DC



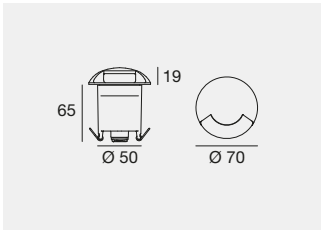

1500 kg C.C. IK10 IP67

	Cct	lm S - lm D	Opt
GG 76863	M	535 - 51	18 (Radial Mono-direc.)
	W	575 - 55	
	N	620 - 59	

Electronics: **BW** (pag 712) | Recessed casings: (pag 712)

Alcor_R1 | V2 | powerLED | 220-240 V AC | 4,5 W DC - 5,6 W AC



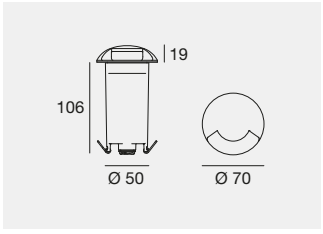

1500 kg IK10 IP67

	Cct	lm S - lm D	Opt
GG 76867	M	535 - 51	18 (Radial Mono-direc.)
	W	575 - 55	
	N	620 - 59	

Recessed casings: (pag 712)

Alcor_R2 | V2 | powerLED | 500 mA | 4,5 W DC



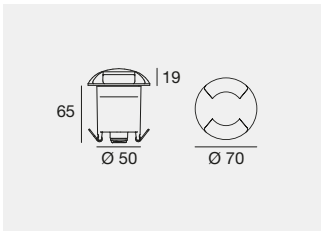

1500 kg C.C. IK10 IP67

	Cct	lm S - lm D	Opt
GG 76864	M	535 - 101	18 (Radial Bi-direc.)
	W	575 - 109	
	N	620 - 117	

Electronics: **BW** (pag 712) | Recessed casings: (pag 712)

Alcor_R2 | V2 | powerLED | 220-240 V AC | 4,5 W DC - 5,6 W AC



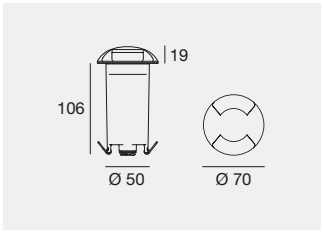

1500 kg IK10 IP67

	Cct	lm S - lm D	Opt
GG 76868	M	535 - 101	18 (Radial Bi-direc.)
	W	575 - 109	
	N	620 - 117	

Recessed casings: (pag 712)

Alcor_R4 | V2 | powerLED | 500 mA | 4,5 W DC



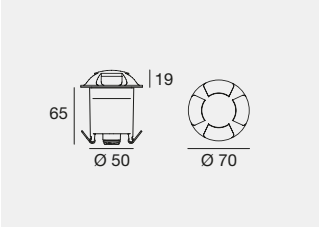

1500 kg | III | C.C. | IK10 | IP67

	Cct	lm S - lm D	Opt
GG **76865**	**M**	535 - 120	**18** (Radial Multi-direc.)
	W	575 - 128	
	N	620 - 138	

Electronics: **BW** (pag 712) | Recessed casings: (pag 712)

Alcor_R4 | V2 | powerLED | 220-240 V AC | 4,5 W DC - 5,6 W AC



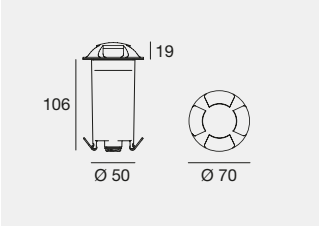

1500 kg | IK10 | IP67

	Cct	lm S - lm D	Opt
GG **76869**	**M**	535 - 120	**18** (Radial Multi-direc.)
	W	575 - 128	
	N	620 - 138	

Recessed casings: (pag 712)

Alcor_R | arrayLED | 350 mA | 6,3 W DC



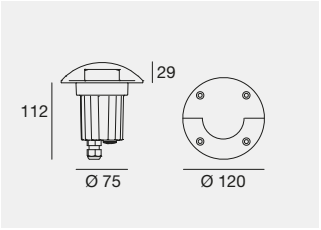

III | C.C. | IK10 | IP67

	Cct	lm S - lm D	Opt
GG **76689**	**M**	941 - 120	**18** (Radial Mono-direc.)
	W	983 - 125	
	N	1008 - 129	

Electronics: **BZ** (pag 712) | Recessed casings: (pag 712)

Alcor_R | arrayLED | 220-240 V AC | 6,3 W DC 7,5 W AC



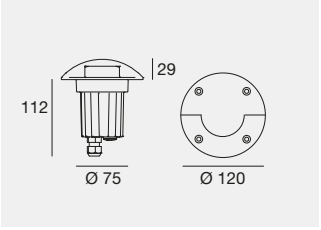

IK10 | IP67

	Cct	lm S - lm D	Opt
GG **76693**	**M**	941 - 120	**18** (Radial Mono-direc.)
	W	983 - 125	
	N	1008 - 129	

Recessed casings: (pag 712)

Alcor_R1 | arrayLED | 350 mA | 6,3 W DC



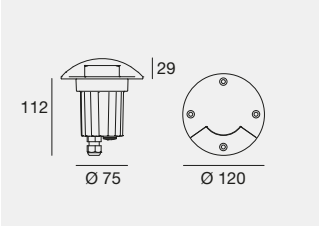

2500 kg | III | C.C. | IK10 | IP67

	Cct	lm S - lm D	Opt
GG **76690**	**M**	941 - 74	**18** (Radial Mono-direc.)
	W	983 - 78	
	N	1008 - 80	

Electronics: **BZ** (pag 712) | Recessed casings: (pag 712)

Alcor_R1 | V2 | arrayLED | 220-240 V AC | 6,3 W DC 7,5 W AC



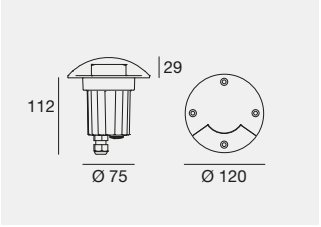

2500 kg | IK10 | IP67

	Cct	lm S - lm D	Opt
GG **76694**	**M**	941 - 74	**18** (Radial Mono-direc.)
	W	983 - 78	
	N	1008 - 80	

Recessed casings: (pag 712)

Finishes

GG Text brilliant grey R9006

Cct

M 2700 **N** 4000
W 3000

Alcor_R2 | arrayLED | 350 mA | 6,3 W DC



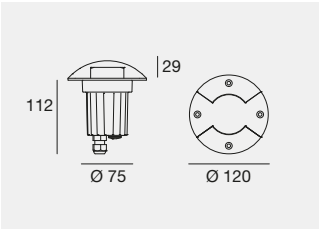

2500 kg

	Cct	lm S - lm D	Opt
GG **76691**	**M**	941 - 147	**18** (Radial Bi-direc.)
	W	983 - 154	
	N	1008 - 158	

Electronics: **BZ** (pag 712) | Recessed casings: (pag 712)

Alcor_R2 | V2 | arrayLED | 220-240 V AC | 6,3 W DC 7,5 W AC



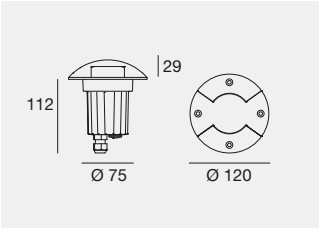

2500 kg

	Cct	lm S - lm D	Opt
GG **76695**	**M**	941 - 147	**18** (Radial Bi-direc.)
	W	983 - 154	
	N	1008 - 158	

Recessed casings: (pag 712)

Alcor_R4 | arrayLED | 350 mA | 6,3 W DC



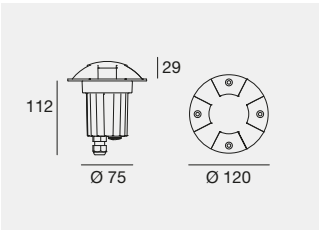

2500 kg

	Cct	lm S - lm D	Opt
GG **76692**	**M**	941 - 140	**18** (Radial Multi-direc.)
	W	983 - 147	
	N	1008 - 150	

Electronics: **BZ** (pag 712) | Recessed casings: (pag 712)

Alcor_R4 | V2 | arrayLED | 220-240 V AC | 6,3 W DC 7,5 W AC



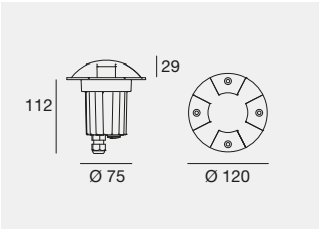

2500 kg

	Cct	lm S - lm D	Opt
GG **76696**	**M**	941 - 140	**18** (Radial Multi-direc.)
	W	983 - 147	
	N	1008 - 150	

Recessed casings: (pag 712)

Alcor_R1 Blade | powerLED | 220-240 V | 2 W DC - 3 W AC



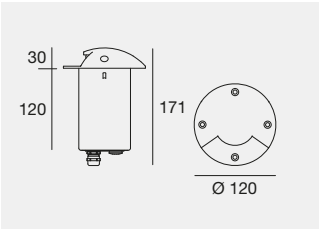

2500 kg IK10 IP67 05 12

	Cct	lm S - lm D	Opt
GG **83523**	**M**	233 - 50	**05** (Narrow Mono-direc.)
	W	249 - 54	**12** (Radial Mono-direc.)
	N	266 - 57	

Recessed casings: (pag 712)

Alcor_R1 Blade | powerLED | 220-240 V | 4 W DC - 4,5 W AC



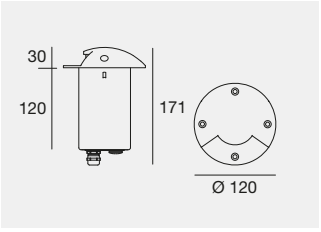

2500 kg IK10 IP67 05 12

	Cct	lm S - lm D	Opt
GG **82639**	**M**	482 - 92	**05** (Narrow Mono-direc.)
	W	482 - 92	**12** (Radial Mono-direc.)
	N	520 - 100	

Recessed casings: (pag 712)

Alcor_R2 Blade | powerLED | 220-240 V | 4 W DC - 4,5 W AC



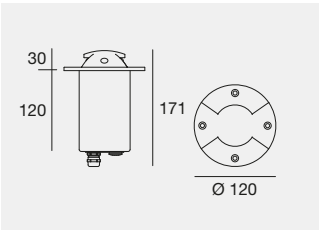

2500 kg IK10 IP67 05 12

	Cct	lm S - lm D	Opt
GG **83521**	**M**	532 - 123	**05** (Narrow Bi-direc.)
	W	568 - 131	**12** (Radial Bi-direc.)
	N	605 - 140	

Recessed casings: (pag 712)

Alcor_R2 Blade | powerLED | 220-240 V | 8 W DC - 9 W AC



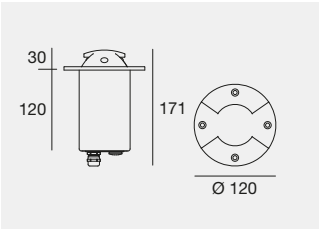

2500 kg IK10 IP67 05 12

	Cct	lm S - lm D	Opt
GG **82640**	**M**	964 - 185	**05** (Narrow Bi-direc.)
	W	964 - 185	**12** (Radial Bi-direc.)
	N	1040 - 199	

Recessed casings: (pag 712)

Recessed casings

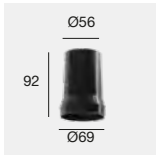

ABS **84936** Recessed casing

suitable for: Alcor_R / _R1 / _R2 / _R4 - Ø70 h65



ABS **98121** Recessed casing

suitable for: Alcor_R / _R1 / _R2 / _R4 - Ø120 h112



ABS **84935** Recessed casing

suitable for: Alcor_R / _R1 / _R2 / _R4 - Ø70 h106



ABS **84900** Recessed casing

suitable for: Alcor_R1 / _R2 Blade - Ø120 h120

Electronics

BZ | 350 mA | 6,5 W DC

89421	**C-E200006**	**C-E200004**
ON/OFF	ON/OFF	DALI/PUSH
1 art.	1 - 2 art.	1 - 2 art.
74 x 65 x h 27	135 x 26 x h 26	125 x 45 x h 30
	35	55

BW | 500 mA | 4,5 W DC

C-E200007	**99185**	**C-E200003**
ON/OFF	ON/OFF	DALI/PUSH
1 - 2 art.	2 - 4 art.	1 - 4 art.
135 x 26 x h 26	117 x 92 x h 38	125 x 45 x h 30
35		55

Finishes

GG Text brilliant grey R9006

Cct

M 2700 **N** 4000
W 3000



Vida Beach Resort Marassi Al Bahrain
MANAMA (Bahrain)





ALCOR316





Alcor316_R lighting effect



SPECTACULAR LIGHTS TO MARK A PATH

Alcor 316 is a collection of outdoor in-ground luminaires in AISI 316 stainless steel, designed to create floor grazing effects and enhance pathways, walkways and outdoor spaces through precise light control. The wide range of beam distributions allows the light output to be tailored to different lighting requirements, adapting the lighting effect to each project. Available in three sizes, with integral or remote driver versions and also in 12 V configurations, the range offers outstanding design flexibility while ensuring reliable long-term performance, even in the most demanding outdoor applications.



ID
Driver on board



The robust construction enables Alcor 316 to withstand loads of up to 2,500 kg, making it suitable for installation in drive-over areas subject to occasional vehicle traffic. A solution engineered to ensure long-term reliability and durability, even in the most demanding outdoor applications.



Alcor 316 is available in Stainless Steel and Gunmetal finishes. The Stainless Steel finish highlights the authenticity of the material with a clean, timeless appearance, while the new Gunmetal finish, with its darker, contemporary tone, reduces the luminaire's visual presence for even more discreet integration into outdoor spaces.

Alcor316_R | powerLED





2000 kg | C.C. | IK10 | IP67 | NEW

	Cct	Im S - Im D	Opt
500 mA - 1,5 W DC			
IS **97353**	**M**	199 - 38	**18** (Radial Mono-direc.)
ME **77666**	**W**	213 - 40	
	N	227 - 43	

Electronics: **BC** (pag 723) | Recessed casings: (pag 723)

2000 kg | C.V. | IK10 | IP67 | NEW | 12V

	Fin	Cct	Im S - Im D	Opt
12 V CV - 1,9 W DC				
C01758	IS	**M**	199 - 36	**RU** (Radial Mono-direc.)
	ME	**W**	213 - 39	
		N	227 - 42	

Electronics: **EW** (pag 723) | Recessed casings: (pag 723)

Alcor316_R | powerLED | 220-240 V AC | 2 W DC - 3 W AC



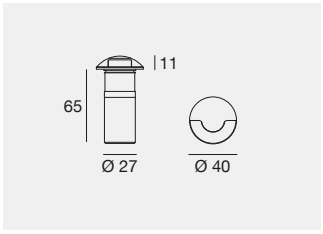

2000 kg | IK10 | IP67 | NEW | ID

	Cct	Im S - Im D	Opt
IS **83558**	**M**	233 - 37	**18** (Radial Mono-direc.)
ME **77667**	**W**	249 - 40	
	N	266 - 43	

Recessed casings: (pag 723)

Alcor316_R1 | powerLED



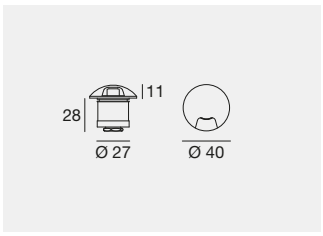

2000 kg | C.C. | IK10 | IP67 | NEW

	Cct	Im S - Im D	Opt
500 mA - 1,5 W DC			
IS **97354**	**M**	199 - 12	**18** (Radial Mono-direc.)
ME **77668**	**W**	213 - 13	
	N	227 - 14	

Electronics: **BC** (pag 723) | Recessed casings: (pag 723)

2000 kg | C.V. | IK10 | IP67 | NEW | 12V

	Fin	Cct	Im S - Im D	Opt
12 V CV - 1,9 W DC				
C01759	IS	**M**	199 - 13	**RU** (Radial Mono-direc.)
	ME	**W**	213 - 14	
		N	227 - 15	

Electronics: **EW** (pag 723) | Recessed casings: (pag 723)

Alcor316_R1 | powerLED | 220-240 V AC | 2 W DC - 3 W AC



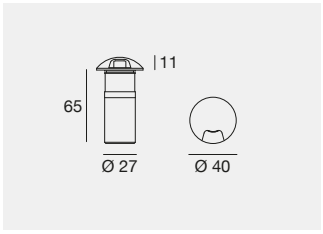

2000 kg | IK10 | IP67 | NEW | ID

	Cct	Im S - Im D	Opt
IS **83559**	**M**	233 - 13	**18** (Radial Mono-direc.)
ME **77669**	**W**	249 - 14	
	N	266 - 15	

Recessed casings: (pag 723)

Alcor316_R2 | powerLED



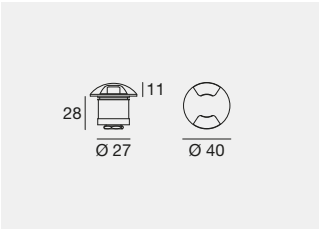

2000 kg | C.C. | IK10 | IP67 | NEW

	Cct	lm S - lm D	Opt
500 mA - 1,5 W DC			
IS **97355**	**M**	199 - 28	**18** (Radial Bi-direc.)
ME **77670**	**W**	213 - 29	
	N	227 - 30	

Electronics: **BC** (pag 723) | Recessed casings: (pag 723)

2000 kg | C.V. | IK10 | IP67 | NEW | 12V

	Fin	Cct	lm S - lm D	Opt
12 V CV - 1,9 W DC				
C01760	IS	**M**	199 - 26	**RB** (Radial Bi-direc.)
	ME	**W**	213 - 28	
		N	227 - 30	

Electronics: **EW** (pag 723) | Recessed casings: (pag 723)

Alcor316_R2 | powerLED | 220-240 V AC | 2 W DC - 3 W AC



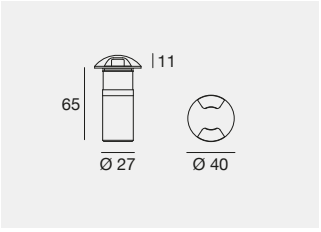

2000 kg | IK10 | IP67 | NEW | ID

	Cct	lm S - lm D	Opt
IS **83560**	**M**	233 - 27	**18** (Radial Bi-direc.)
ME **77671**	**W**	249 - 29	
	N	266 - 30	

Recessed casings: (pag 723)

Alcor316_R4 | powerLED



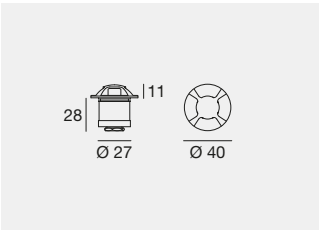

2000 kg | C.C. | IK10 | IP67 | NEW

	Cct	lm S - lm D	Opt
500 mA - 1,5 W DC			
IS **97356**	**M**	199 - 50	**18** (Radial Multi-direc.)
ME **77672**	**W**	213 - 57	
	N	227 - 61	

Electronics: **BC** (pag 723) | Recessed casings: (pag 723)

2000 kg | C.V. | IK10 | IP67 | NEW | 12V

	Fin	Cct	lm S - lm D	Opt
12 V CV - 1,9 W DC				
C01761	IS	**M**	199 - 52	**RM** (Radial Multi-direc.)
	ME	**W**	213 - 56	
		N	227 - 60	

Electronics: **EW** (pag 723) | Recessed casings: (pag 723)

Alcor316_R4 | powerLED | 220-240 V AC | 2 W DC - 3 W AC



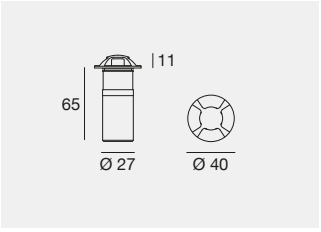

2000 kg | IK10 | IP67 | NEW | ID

	Cct	lm S - lm D	Opt
IS **83561**	**M**	233 - 53	**18** (Radial Multi-direc.)
ME **77673**	**W**	249 - 57	
	N	266 - 61	

Recessed casings: (pag 723)

Finishes **Cct**

IS Brushed Steel **M** 2700 **N** 4000
ME Gunmetal **W** 3000

Alcor316_R1 | powerLED | 500 mA | 4,5 W DC



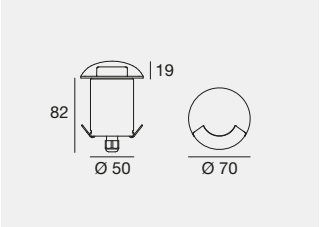

1500 kg

	Fin	Cct	lm S - lm D	Opt
C00324	**IS**	**M**	535 - 33	**RU** (Radial Mono-direc.)
		W	575 - 36	
		N	620 - 38	

Electronics: **BW** (pag 723) | Recessed casings: (pag 723)

Alcor316_R1 | powerLED | 220-240 V | 4,5 W DC - 5,6 W AC



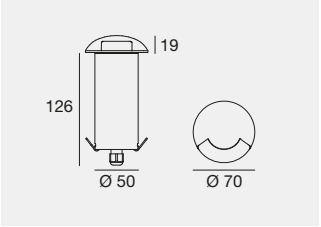

1500 kg

	Fin	Cct	lm S - lm D	Opt
C00327	**IS**	**M**	535 - 33	**RU** (Radial Mono-direc.)
		W	575 - 36	
		N	620 - 38	

Recessed casings: (pag 723)

Alcor316_R2 | powerLED | 500 mA | 4,5 W DC



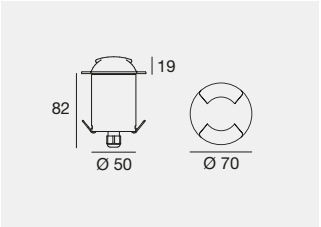

1500 kg

	Fin	Cct	lm S - lm D	Opt
C00325	**IS**	**M**	535 - 66	**RB** (Radial Bi-direc.)
		W	575 - 72	
		N	620 - 78	

Electronics: **BW** (pag 723) | Recessed casings: (pag 723)

Alcor316_R2 | powerLED | 220-240 V | 4,5 W DC - 5,6 W AC



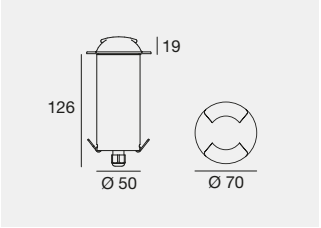

1500 kg

	Fin	Cct	lm S - lm D	Opt
C00328	**IS**	**M**	535 - 66	**RB** (Radial Bi-direc.)
		W	575 - 72	
		N	620 - 78	

Recessed casings: (pag 723)

Alcor316_R4 | powerLED | 500 mA | 4,5 W DC



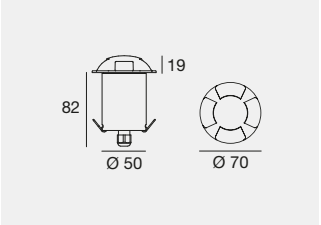

1500 kg

	Fin	Cct	lm S - lm D	Opt
C00326	**IS**	**M**	535 - 79	**RM** (Radial Multi-direc.)
		W	575 - 85	
		N	620 - 92	

Electronics: **BW** (pag 723) | Recessed casings: (pag 723)

Alcor316_R4 | powerLED | 220-240 V | 4,5 W DC - 5,6 W AC



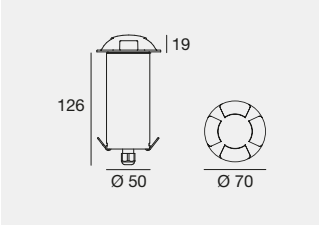

1500 kg

	Fin	Cct	lm S - lm D	Opt
C00329	**IS**	**M**	535 - 79	**RM** (Radial Multi-direc.)
		W	575 - 85	
		N	620 - 92	

Recessed casings: (pag 723)

Alcor316_R1 | arrayLED | 350 mA - 6,3 W DC



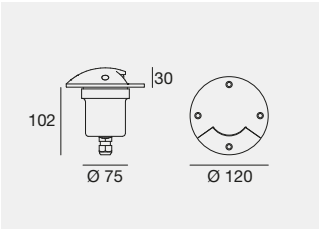

2500 kg | C.C. | IK10 | IP67

	Fin	Cct	lm S - lm D	Opt
C00718	**SE**	**M**	941 - 50	**RU** (Radial Mono-direc.)
		W	983 - 52	
		N	1008 - 53	

Electronics: **BZ** (pag 723) | Recessed casings: (pag 723)

Alcor316_R1 | arrayLED | 220-240 V AC | 4,5 W DC - 6,3 W AC



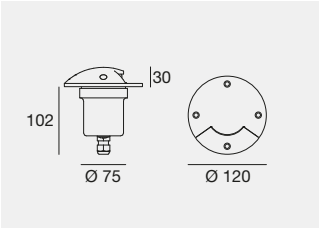

2500 kg | IK10 | IP67

	Fin	Cct	lm S - lm D	Opt
C00715	**SE**	**M**	646 - 39	**RU** (Radial Mono-direc.)
		W	673 - 42	
		N	711 - 43	

Recessed casings: (pag 723)

Alcor316_R2 | arrayLED | 350 mA - 6,3 W DC



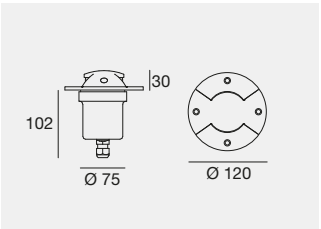

2500 kg | C.C. | IK10 | IP67

	Fin	Cct	lm S - lm D	Opt
C00719	**SE**	**M**	941 - 100	**RB** (Radial Bi-direc.)
		W	983 - 104	
		N	1008 - 107	

Electronics: **BZ** (pag 723) | Recessed casings: (pag 723)

Alcor316_R2 | arrayLED | 220-240 V AC | 4,5 W DC - 6,3 W AC



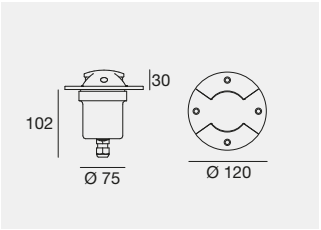

2500 kg | IK10 | IP67

	Fin	Cct	lm S - lm D	Opt
C00716	**SE**	**M**	646 - 78	**RB** (Radial Bi-direc.)
		W	673 - 83	
		N	711 - 86	

Recessed casings: (pag 723)

Alcor316_R4 | arrayLED | 350 mA - 6,3 W DC



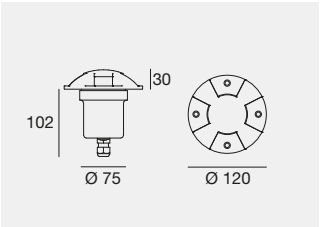

2500 kg | C.C. | IK10 | IP67

	Fin	Cct	lm S - lm D	Opt
C00720	**SE**	**M**	941 - 141	**RM** (Radial Multi-direc.)
		W	983 - 148	
		N	1008 - 151	

Electronics: **BZ** (pag 723) | Recessed casings: (pag 723)

Alcor316_R4 | arrayLED | 220-240 V AC | 4,5 W DC - 6,3 W AC



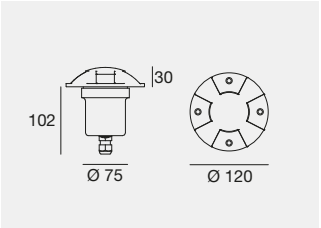

2500 kg | IK10 | IP67

	Fin	Cct	lm S - lm D	Opt
C00717	**SE**	**M**	646 - 105	**RM** (Radial Multi-direc.)
		W	673 - 110	
		N	711 - 115	

Recessed casings: (pag 723)

Finishes

SE Brushed Steel

Cct

M 2700 **N** 4000
W 3000









Recessed casings



ABS **84918** Recessed casing

suitable for: Alcor316_R / _R1 / _R2 / _R4 - Ø40 h28/65



ABS **84935** Recessed casing

suitable for: Alcor316_R1 / _R2 / _R4 - Ø70 h126



ABS **84936** Recessed casing

suitable for: Alcor316_R1 / _R2 / _R4 - Ø70 h82



ABS **84341** Recessed casing

suitable for: Alcor316_R1 / _R2 / _R4- Ø120 h102

Electronics

BC | 500 mA | 1,5 W DC

89422	89423	C-E200007	C-E200003
ON/OFF	ON/OFF	ON/OFF	DALI/PUSH
1 - 2 art.	2 - 3 art.	3 - 6 art.	2 - 12 art.
74 x 65 x h 27	74 x 65 x h 27	135 x 26 x h 26	125 x 45 x h 30
		35	55

BW | 500 mA | 4,5 W DC

C-E200007	99185	C-E200003
ON/OFF	ON/OFF	DALI/PUSH
1 - 2 art.	2 - 4 art.	1 - 4 art.
135 x 26 x h 26	117 x 92 x h 38	125 x 45 x h 30
35		55

BZ | 350 mA | 6,5 W DC

89421	C-E200006	C-E200004
ON/OFF	ON/OFF	DALI/PUSH
1 art.	1 - 2 art.	1 - 2 art.
74 x 65 x h 27	135 x 26 x h 26	125 x 45 x h 30
	35	55

EW | 12 V | max. 1,9 W DC

83010	83013	83012	83015
ON/OFF	ON/OFF	DALI	DALI
1 - 30 art.	1 - 75 art.	1 - 30 art.	1 - 60 art.
163 x 43 x h 32	191 x 63 x h 38	150 x 53 x h 35	191 x 63 x h 38
54	74	29	29

ASTROPEK

Aluminium body.
Tempered glass diffuser.



Astropek Blade lighting effect



Astropek lighting effect





Astropek_1



Astropek



Astropek_2

ONE, TWO OR FOUR: SUITABLE FOR ANY PATH

Astropek stands out for its special truncated-cone base, developed to allow installation even in complex and sensitive architectural contexts, such as historic city centres. Its distinctive geometry simplifies positioning and wiring without the use of a recessed casing. The luminaire can be connected directly to the mains and is equipped with a high-efficiency LED source capable of delivering high lighting performance. Drive-over rated up to 2500 kg, Astropek is available with one, two or four light emissions.



Astropek_4

Astropek_1 Blade | V2 | powerLED



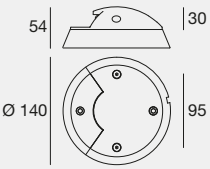

2500 kg · III · C.C. · IK10 · IP67 · 05 · 12

	Cct	Im S - Im D	Opt
630 mA - 2 W DC			
GG **83524**	**M**	233 - 51	**05** (Narrow Mono-direc.)
	W	249 - 54	**12** (Radial Mono-direc.)
	N	266 - 58	

Electronics: **BD** (pag 726)

350 mA - 4 W DC			
GG **82637**	**M**	482 - 93	**05** (Narrow Mono-direc.)
	W	482 - 93	**12** (Radial Mono-direc.)
	N	520 - 101	

Electronics: **BE** (pag 726)

Astropek_2 Blade | V2 | powerLED



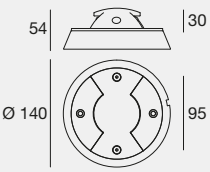

2500 kg · III · C.C. · IK10 · IP67 · 05 · 12

	Cct	Im S - Im D	Opt
630 mA - 4 W DC			
GG **83522**	**M**	466 - 102	**05** (Narrow Bi-direc.)
	W	498 - 108	**12** (Radial Bi-direc.)
	N	532 - 115	

Electronics: **BP** (pag 726)

350 mA - 8 W DC			
GG **82638**	**M**	964 - 186	**05** (Narrow Bi-direc.)
	W	964 - 186	**12** (Radial Bi-direc.)
	N	1040 - 201	

Electronics: **BY** (pag 726)

Finishes

GG Text brilliant grey R9006

Cct

M 2700 **N** 4000
W 3000

Astropek | V2 | arrayLED-direct | 220-240 V AC



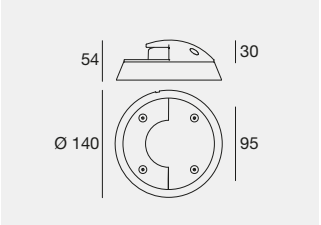

IK10 IP67 **LED-DIRECT**

	Cct	lm S - lm D	Opt
7 W AC			
GG **76697**	**W**	865 - 116	**12** (Radial Mono-direc.)
	N	870 - 117	

Astropek_1 | V2 | arrayLED-direct | 220-240 V AC



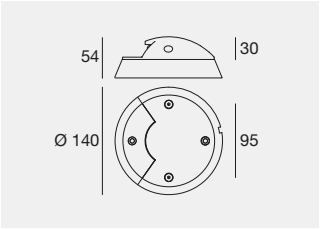

2500 kg IK10 IP67 **LED-DIRECT**

	Cct	lm S - lm D	Opt
7 W AC			
GG **76698**	**W**	865 - 74	**12** (Radial Mono-direc.)
	N	870 - 75	

Astropek_2 | V2 | arrayLED-direct | 220-240 V AC



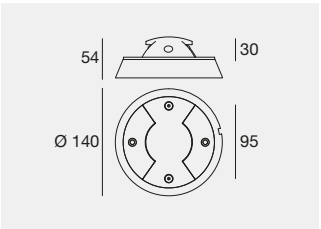

2500 kg IK10 IP67 **LED-DIRECT**

	Cct	lm S - lm D	Opt
7 W AC			
GG **76699**	**W**	865 - 148	**12** (Radial Bi-direc.)
	N	870 - 149	

Astropek_4 | V2 | arrayLED-direct | 220-240 V AC



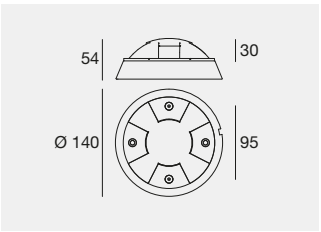

2500 kg IK10 IP67 **LED-DIRECT**

	Cct	lm S - lm D	Opt
7 W AC			
GG **76700**	**W**	865 - 158	**12** (Radial Multi-direc.)
	N	870 - 159	

Electronics

BD | 630 mA | 2 W DC

89420	**C-E200008**	**99186**	**C-E200002**
ON/OFF	ON/OFF	ON/OFF	DALI/PUSH
1 - 2 art.	3 - 6 art.	6 - 12 art.	2 - 12 art.
74 x 65 x h 27	135 x 26 x h 26	117 x 92 x h 38	125 x 45 x h 30
	35		55

BP | 630 mA | 4 W DC

89420	**C-E200008**	**99186**	**C-E200002**
ON/OFF	ON/OFF	ON/OFF	DALI/PUSH
1 art.	2 - 3 art.	3 - 6 art.	1 - 6 art.
74 x 65 x h 27	135 x 26 x h 26	117 x 92 x h 38	125 x 45 x h 30
	35		55

BE | 350 mA | 4 W DC

89421	**C-E200006**	**C-E200004**
ON/OFF	ON/OFF	DALI/PUSH
1 art.	2 - 3 art.	1 - 3 art.
74 x 65 x h 27	135 x 26 x h 26	125 x 45 x h 30
	35	55

BY | 350 mA | 8 W DC

C-E200006	**C-E200004**
ON/OFF	DALI/PUSH
1 art.	1 art.
135 x 26 x h 26	125 x 45 x h 30
35	55







FOOTPAD



FOOTPAD IS THE ULTRA-FLAT SURFACE MARKER LIGHT WITH 360° LIGHTING

Footpad is an IP67 floor-mounted luminaire featuring an ultra-slim AISI 316 stainless steel structure with a projection of just 20 mm. Its circular shape and 360° grazing light emission provide uniform illumination across the ground, defining pathways and walkways through striking lighting effects. Installation is directly onto the surface, without the use of a recessed casing. The robust materials ensure high impact resistance, rated IK10.

Footpad_R | V2 | arrayLED



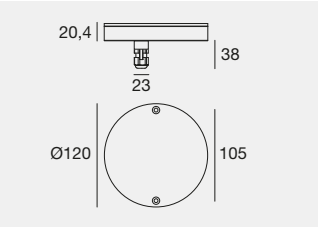

IK10 IP67 2000 kg

	Cct	lm S - lm D	Opt
C.C. - 500 mA - 4,5 W DC			
SE **77453**	**M**	646 - 200	**00** (Radial Diffused)
	W	673 - 208	
	N	711 - 220	

Electronics: **BW** (pag 729)

C.V. - 24 V DC - 5 W DC

SE **77451**	**M**	646 - 200	**00** (Radial Diffused)
	W	673 - 208	
	N	711 - 220	

Electronics: **DB** (pag 729)

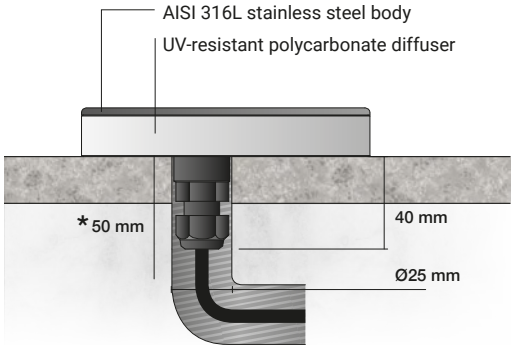

* Distance to be maintained before cable bending

Position of installation hole for cable and cable gland

The Footpad_R models are secured to the floor using special tamper resistant screws

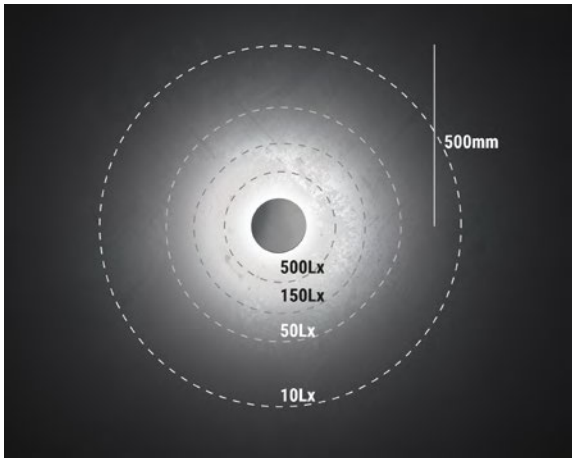

Footpad 5W (77451W00)

Electronics

BW | 500 mA | 4,5 W DC

C-E200007	99185	C-E200003
ON/OFF	ON/OFF	DALI/PUSH
1 - 2 art.	2 - 4 art.	1 - 4 art.
135 x 26 x h 26	117 x 92 x h 38	125 x 45 x h 30
35		55

DB | 24 V | max. 5 W DC

89488	89179	89359	99660	83042	+ driver 24V DC	
ON/OFF	ON/OFF	ON/OFF	Dimmer	Dimmer DALI/PUSH	99331	99786
1 - 2 art.	1 - 4 art.	1 - 9 art.	DALI - 0/1-10V	0/1-10V	150W	240W
80 x 100 x h 31	92 x 117 x h 38	115 x 140 x h 50	149 x 37 x h 31	164 x 38 x h 25	1-21 art.	1-33 art.
			48	45	70	81

Finishes

SE Stainless steel

Cct

M 2700 **N** 4000
W 3000




INGROUND

Aria Retreat & SPA
Cima di Porlezza, Como (Italy)

Architectural design:
R4M Engineering

Lighting design:
Architect Giorgio Colombo,
Light+Arch Consultancy

Construction:
Quadrio Gaetano Costruzioni S.p.a.

Contract & Custom Lighting:
Bespoke Lighting Solutions

Photo: Andrea Martiradonna



Inground range index

Vissa67

Vissa67
NEW

735

Beret

Beret_R
NEW

738

Beret_X
NEW

738

Beret_2R
NEW

738

Beret_Q
NEW

739

Beret_2Q
NEW

739

Orma

Orma_I

743-746

Orma_IJ

743-746

Orma_IL

743, 745

Orma_A

748-750

Orma_AJ

748-751

Orma_AL

748, 750

Orma_F

754-757

Orma_FJ

755-757

Orma_FL

754-756

Orma_FO

757

Orma_Q
NEW

758-760

Orma_QJ
NEW

758-760

Orma_QL
NEW

758, 760

Orma_QF
NEW

761-763

Orma_QFJ
NEW

761-763

Orma_QFL
NEW

761, 763

Suelo

Suelo_R

775-782

Suelo_R Pro

775

Suelo_RJ

777-782

Suelo_R Ww
NEW

779-780

Suelo_RF

783

Suelo_RFJ

783

Suelo_RX Pro

786

Suelo_RX
NEW

786-798

Suelo_RX Ww
NEW

788-794

Suelo_RXJ
NEW

788-798

Suelo_RXF

797, 799

Suelo_RXFJ

797, 799

Suelo_Brass

800

Suelo316

Suelo316_R

805

Suelo316_RJ

805

Suelo316_RX

806

Suelo316_RXJ

806

Suelo316_RXF

807

Suelo316_RXFJ

807



VISSA67

Vissa67 | topLED | 24 V | 0,16 W DC



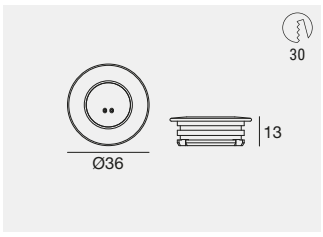

	Fin	Cct	Im S - Im D	Opt
C01498	**SE**	**A**	16 - 9	**DI** (Diffused)
		M	18 - 11	
		W	19 - 11	
		N	20 - 12	

Electronics: **EX** (pag 735) | Accessories: (pag 735)



Recessed casings

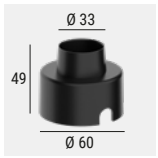

PVC **C-C100036** Recessed casing

suitable for: Vissa67

Electronics

EX | 24 V | max. 0,16 W DC

89488	**89179**	**99660**	**83042**	**+ driver 24V DC**
ON/OFF	ON/OFF	Dimmer	Dimmer DALI/PUSH	**84829**
1 - 49 art.	1 - 84 art.	DALI - 0/1-10V	0/1-10V	24W
80 x 100 x h 31	92 x 117 x h 38	149 x 37 x h 31	164 x 38 x h 25	1 - 84 art.
		48	45	64

Finishes

SE Stainless steel

Cct

A 2200 **W** 3000
M 2700 **N** 4000



BERET

ADAPTABLE IN ANY CONTEXT

Check Marine Grade luminaires at linealight.com

MARINE GRADE

Driver on board

ID

Beret is a recessed uplight with an extremely compact design. In the ID versions, the driver is integrated into the housing, allowing direct connection to the mains supply. Available in round and square versions, with a flange measuring just 35 mm, Beret comes in seven finishes: white, grey, chrome, brushed nickel, AISI 316L stainless steel, natural brass and gunmetal. The range is completed by five optical distributions, offering unique compositional possibilities.



Beret_X Anti-glaring Brass (BS)
(scale 1:1)



Gunmetal (ME)
(scale 1:1)



Brushed steel (IS)
(scale 1:1)



"Steel" version (IS): body and flange made of AISI 316 L steel.

35 mm



Polished (galvanic) chrome | Text white R9003 | Brushed nickel | Brushed steel | Text brilliant grey R9006 | Natural brass | Gunmetal

Beret_R | powerLED | 350 mA | 1 W DC



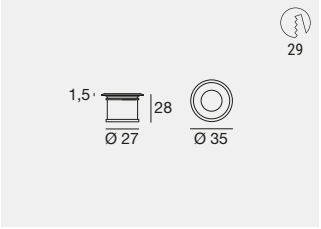

C.C. IK05 IP66 NEW

	Cct	lm S - lm D	Opt
WH 92065	M	145 - 87	15 (21°)
GG 92061	W	154 - 98	30 (26°)
CH 92066	N	165 - 105	60 (57°)
NK 92067			00 (Diffused)
IS 92068			
BS 81469			
ME 77661			

Electronics: **BB** (pag 739) | Recessed casings: (pag 738)

Beret_X Anti-glaring | powerLED | 350 mA | 1 W DC



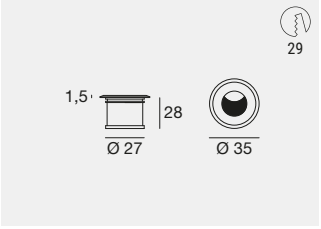

C.C. IK05 IP66 NEW

	Cct	lm S - lm D	Opt
WH 97800	M	145 - 34	15 (21°)
GG 97801	W	154 - 37	30 (26°)
CH 97797	N	165 - 39	60 (57°)
NK 97798			
IS 97799			
BS 81471			
ME 77662			

Electronics: **BB** (pag 739) | Recessed casings: (pag 738)

Beret_2R | powerLED | 630 mA 2 W DC | 1000 mA 3 W DC



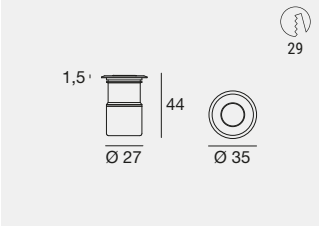

C.C. IK06 IP67 NEW

	Fin	Cct	lm S - lm D 2 W	lm S - lm D 3 W	Opt
C01052	CH	M	299 - 164	432 - 238	SP (10°)
	NK	W	299 - 170	432 - 246	FL (21°)
	IS	N	320 - 182	462 - 264	ML (32°)
	BS				WF (57°)
	ME				DI (Diffused)

Electronics: 2W IP67 **BD** - 3W IP40 **IB** (pag 739) | Recessed casings: (pag 738)

Beret_2R | powerLED | 220-240 V AC | 1,6 W DC - 3 W AC



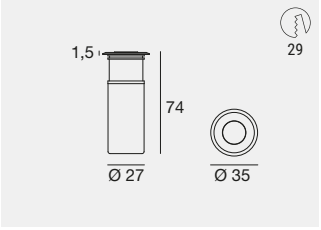

IK10 IP67 NEW ID

	Cct	lm S - lm D	Opt
WH 83568	M	233 - 132	08 (10°)
GG 83569	W	249 - 149	15 (21°)
CH 83565	N	266 - 159	30 (26°)
NK 83566			60 (57°)
IS 83567			00 (Diffused)
BS 83570			
ME 77663			

Recessed casings: (pag 738)

Recessed casings



ABS **84336** Recessed casing

suitable for: Beret_R /_X Ø35 h28
Beret_Q 35x35 h28

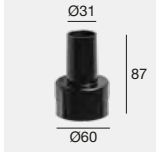

ABS **84918** Recessed casing

suitable for: Beret_2R Ø35 h44/74
Beret_2Q 35x35 h44/74



ABS **84915** Recessed casing

suitable for: Beret_R /_X Ø35 h28
Beret_Q 35x35 h28

Beret_Q | powerLED | 350 mA | 1 W DC



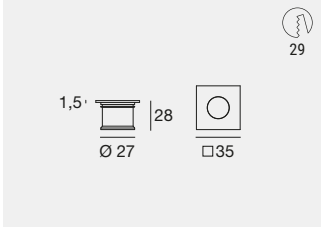

C.C. IK05 IP66 NEW

		Cct	lm S - lm D	Opt	
WH	**92088**	**M**	145 - 87	**15**	(21°)
GG	**92092**	**W**	154 - 98	**30**	(26°)
CH	**92069**	**N**	165 - 105	**60**	(57°)
NK	**92076**			**00**	(Diffused)
IS	**92077**				
ME	**77664**				

Electronics: **BB** (pag 739) | Recessed casings: (pag 738)

Beret_2Q | powerLED | 630 mA 2 W DC | 1000 mA 3 W DC



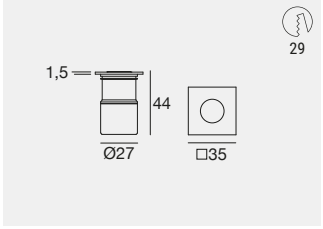

C.C. IK05 IP67 NEW

	Fin	Cct	lm S - lm D 2 W	lm S - lm D 3 W	Opt	
C01054	CH	**M**	299 - 164	432 - 238	**SP**	(10°)
	NK	**W**	299 - 170	432 - 246	**FL**	(21°)
	IS	**N**	320 - 182	462 - 264	**ML**	(32°)
	ME				**WF**	(57°)
					DI	(Diffused)

Electronics: 2W IP67 **BD** - 3W IP40 **IB** (pag 739) | Recessed casings: (pag 738)

Beret_2Q | powerLED | 630 mA 2 W DC | 1000 mA 3 W DC



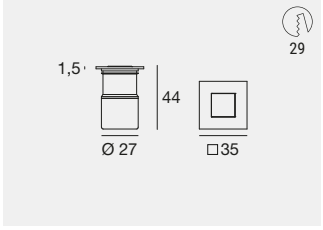

C.C. IK05 IP67 NEW

	Fin	Cct	lm S - lm D 2 W	lm S - lm D 3 W	Opt	
C01053	CH	**M**	299 - 164	432 - 238	**SP**	(10°)
	NK	**W**	299 - 170	432 - 246	**FL**	(21°)
	IS	**N**	320 - 182	462 - 264	**ML**	(32°)
	ME				**WF**	(57°)
					DI	(Diffused)

Electronics: 2W IP67 **BD** - 3W IP40 **IB** (pag 739) | Recessed casings: (pag 738)

Beret_2Q | powerLED | 220-240 V AC | 1,6 W DC - 3 W AC



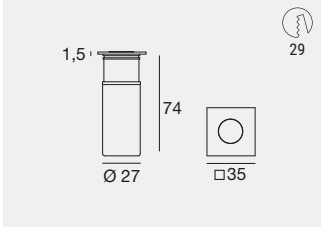

IK10 IP67 NEW ID

		Cct	lm S - lm D	Opt	
WH	**83708**	**M**	233 - 132	**08**	(10°)
GG	**83709**	**W**	249 - 149	**15**	(21°)
CH	**83705**	**N**	266 - 159	**30**	(26°)
NK	**83706**			**60**	(57°)
IS	**83707**			**00**	(Diffused)
BS	**83710**				
ME	**77665**				

Recessed casings: (pag 738)

Electronics

BB | 350 mA | 1 W DC

89419	**89421**	**C-E200006**	**C-E200004**
ON/OFF	ON/OFF	ON/OFF	DALI/PUSH
1 - 2 art.	3 - 6 art.	6 - 12 art.	2 - 12 art.
74 x 65 x h 27	74 x 65 x h 27	135 x 26 x h 26	125 x 45 x h 30
		35	55

IB | 1000 mA | 3 W DC

C-E200011	**C-E200012**
ON/OFF	DALI
1 - 4 art.	4 - 15 art.
79 x 38 x h 25	143 x 80 x h 31
44	86

BD | 630 mA | 2 W DC

89420	**C-E200008**	**99186**	**C-E200002**
ON/OFF	ON/OFF	ON/OFF	DALI/PUSH
1 - 2 art.	3 - 6 art.	6 - 12 art.	2 - 12 art.
74 x 65 x h 27	135 x 26 x h 26	117 x 92 x h 38	125 x 45 x h 30
	35		55

Finishes

WH Text white R9003
GG Text brilliant grey R9006
CH Polished (galvanic) chrome
NK Brushed nickel
IS Brushed steel
BS Natural brass
ME Gunmetal

Cct

M 2700 **N** 4000
W 3000

ORMA



ALL THE TECHNOLOGY COMBINED IN 51 MILLIMETRES

Vast range
Orma is a complete family of recessed luminaires, available in round and square versions, featuring robust, reliable materials, high protection ratings, IK10 and temporary IP68, and compact dimensions that make it ideal even where installation space is limited. In addition to the raised steel flange, the range is enhanced by the new Brass finish; the recessed steel flange is complemented by the new version with a flush-mounted all-glass front and by the path marker with concentric optics. The adjustable versions can also be quickly and easily aimed by turning the dedicated screw with a flat-head screwdriver, without opening the luminaire body and thus preserving its watertightness. Orma offers high application versatility, with numerous combinations of shapes, finishes and optics. Flush-mounted, all-glass or metal versions adapt to a wide variety of contexts, even the most unconventional. Aluminium body. AISI 316L stainless steel flange. Extra-clear tempered glass diffuser.



ORMA ADJUSTABLE (J)

Which can be easily adjusted using a slotted screwdriver on the relevant screw, the optic group can be angled from -20°/+20°





Orma family

Orma_C _CJ	Orma_QC _QCJ	Orma_AJ _IJ	Orma_Q _QF	Orma Blade
442-444	446-448	676	677	814

Installation with swing flange (I / Q collection)



_I / _IJ Pag 743-746

W 4-5-7-8-9-11,5-12-13
mm **Ø 64-97-138**



_IL Pag 743, 745

W 1-1,5-2-3-7
mm **Ø 64-97**



_IB Blade Pag 815

W 8-9
mm **Ø 97**



_Q / _QJ Pag 758-760

W 4-5-7-8-9-13
mm ☐ **85-116-162**

Opt **N.Spot-Spot-Flood-M.Flood**
M.W.Flood-W.Flood
Elliptic Flood-Diffused
Cct 2700-3000-4000-RGBW
Acc. HC-DL
Elec. On/Off-0/1-10V-DALI-DMX
Col. SA BM



_QL Pag 758, 760

W 1,5-3-4-5-7
mm ☐ **85-162**

Opt **Diffused**
Cct 2700-3000-4000
Acc.
Elec. On/Off-0/1-10V-DALI
Col. SA



_Q Blade Pag 816

W 8-9
mm ☐ **116**

Opt **Blade**
Cct 2700-3000-4000-RGBW
Acc.
Elec. On/Off-0/1-10V-DALI
Col. SA

Installation with flush flange (A collection)



_A / _AJ Pag 748-751

W 4-5-8-9-12-13
mm **Ø 54-85-125**
Opt **Spot-Flood-M.Flood**
M.W.Flood-W.Flood
Elliptic Flood-Diffused
Cct 2700-3000-4000-RGBW
Acc. HC-DL
Elec. On/Off-DALI/PUSH-DMX
Col. SA



_AL Pag 748, 750

W 1-1,5-2-3
mm **Ø 54-85**
Opt **Diffused**
Cct 2700-3000-4000
Acc.
Elec. On/Off-0/1-10V-DALI
Col. SA



_AB Blade Pag 815

W 8-9
mm **Ø 85**
Opt **Blade**
Cct 2700-3000-4000
Acc.
Elec. On/Off-0/1-10V-DALI
Col. SA

Frameless installation (F / QF collection)



_F / _FJ Pag 754-757

W 1-1,5-4-5-8-9-12-13
mm **Ø 22,5-56-87-127**
Opt **Spot-Flood-M.Flood**
M.W.Flood-W.Flood
Cct 2700-3000-4000-RGBW
Acc. HC-DL
Elec. On/Off-0/1-10V-DALI
Col. GA



_FL Pag 754-756

W 1-1,5-2-3
mm **Ø 22,5-56-87**
Opt **Diffused**
Cct 2700-3000-4000
Acc.
Elec. On/Off-0/1-10V-DALI
Col. GA



_FO Pag 757

W 1,8
mm **Ø 42**
Opt **Diffused**
Cct 2700-3000-4000
Acc.
Elec. On/Off-DALI/PUSH
Col. WH BB GG



_QF / _QFJ Pag 761-763

W 4-5-7-8-9-13
mm ☐ **60-90-135**
Opt **N.Spot-Spot-Flood-M.Flood**
M.W.Flood-W.Flood
Cct 2700-3000-4000-RGBW
Acc. HC
Elec. On/Off-0/1-10V-DALI
Col. GA



_QFL Pag 761, 763

W 1,5-3-4-5-7
mm ☐ **60-135**
Opt **Diffused**
Cct 2700-3000-4000
Acc.
Elec. On/Off-0/1-10V-DALI
Col. GA



_QF Blade Pag 816

W 8-9
mm ☐ **90**
Opt **Blade**
Cct 2700-3000-4000-RGBW
Acc.
Elec. On/Off-0/1-10V-DALI
Col. GA

Orma_I | powerLED



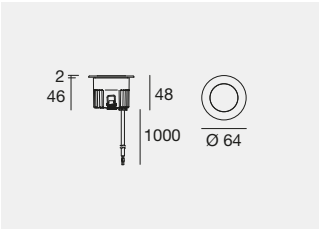

2000 kg * IP68 IK10

		Cct	Im S - Im D	Opt
C.C. - 350 mA - 4 W DC				
SA **80582**		**M**	482 - 270	**15** (22°)
		W	482 - 270	**30** (29°)
		N	520 - 292	**60** (49°)
				25 (17°x 39°)
SA **80583**	HC	**M**	482 - 186	**15** (20°)
		W	482 - 186	**30** (25°)
		N	520 - 201	**60** (37°)
SA **80584**	DL	**M**	482 - 193	**15** (22°)
		W	482 - 193	**30** (30°)
		N	520 - 208	**60** (55°)

Electronics: **BE** (pag 766) | Recessed casings: (pag 764)

C.V. - 24 V DC - 5 W DC				
SA **80585**		**M**	482 - 270	**15** (22°)
		W	482 - 270	**30** (29°)
		N	520 - 292	**60** (49°)
				25 (17°x 39°)
SA **80586**	HC	**M**	482 - 186	**15** (20°)
		W	482 - 186	**30** (25°)
		N	520 - 201	**60** (37°)
SA **80587**	DL	**M**	482 - 193	**15** (22°)
		W	482 - 193	**30** (30°)
		N	520 - 208	**60** (55°)

Electronics: **DB** (pag 766) | Recessed casings: (pag 764)

Orma_IJ | powerLED



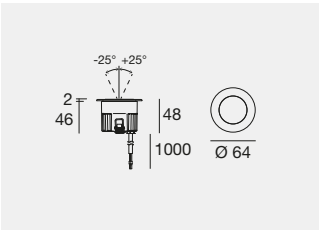

2000 kg * IP68 IK10

		Cct	Im S - Im D	Opt
C.C. - 350 mA - 4 W DC				
SA **81199**		**M**	482 - 270	**15** (22°)
BM **82521**		**W**	482 - 270	**30** (29°)
		N	520 - 292	**60** (49°)

Electronics: **BE** (pag 766) | Recessed casings: (pag 764)

C.V. - 24 V DC - 5 W DC				
SA **81200**		**M**	482 - 270	**15** (22°)
BM **82522**		**W**	482 - 270	**30** (29°)
		N	520 - 292	**60** (49°)

Electronics: **DB** (pag 766) | Recessed casings: (pag 764)

Orma_IL | powerLED



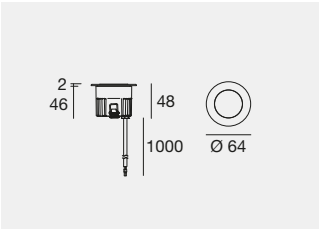

2000 kg * IP68 IK10

		Cct	Im S - Im D	Opt
C.C. - 350 mA - 1 W DC				
SA **81211**		**M**	145 - 17	**00** (Diffused)
		W	154 - 19	
		N	165 - 21	

Electronics: **BB** (pag 766) | Recessed casings: (pag 764)

C.V. - 24 V DC - 1,5 W DC				
SA **81212**		**M**	145 - 17	**00** (Diffused)
		W	154 - 19	
		N	165 - 21	

Electronics: **DI** (pag 766) | Recessed casings: (pag 764)

* Resistant to temporary immersion.
Not suitable for permanent submerged installation.

Finishes
SA Steel/Aluminium
BM Brass/Aluminium

Cct
M 2700 **N** 4000
W 3000

Accessories
HC Honeycomb
DL Darklight

LAMP-CONCEPT.CH

Orma_I | arrayLED



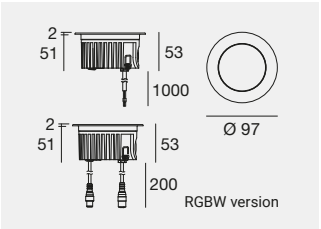

IK10 IP68*

		Cct	lm S - lm D	Opt
C.C. - 220 mA - 8 W DC				
SA **80588**		**M**	1153 - 893	**15** (15°)
		W	1203 - 933	**30** (32°)
		N	1235 - 956	**60** (61°)
SA **80589**	HC	**M**	1153 - 644	**15** (15°)
		W	1203 - 673	**30** (27°)
		N	1235 - 690	**60** (49°)
SA **80590**	DL	**M**	1153 - 598	**15** (16°)
		W	1203 - 624	**30** (29°)
		N	1235 - 640	**60** (53°)

Electronics: **BF** (pag 766) | Recessed casings: (pag 764)

		Cct	lm S - lm D	Opt
C.V. - 24 V DC - 9 W DC				
SA **81172**		**M**	1288 - 998	**15** (15°)
		W	1344 - 1041	**30** (32°)
		N	1380 - 1068	**60** (61°)
SA **81173**	HC	**M**	1288 - 719	**15** (15°)
		W	1344- 750	**30** (27°)
		N	1380 - 769	**60** (49°)
SA **81174**	DL	**M**	1288 - 668	**15** (16°)
		W	1344 - 697	**30** (29°)
		N	1380 - 715	**60** (53°)

Electronics: **DC** (pag 766) | Recessed casings: (pag 764)

IK10 IP68*

	Cct	Opt
powerLED - C.C. - 630 mA - 8 W DC		
SA **81321**	**V** RGBW (3000 K)	**06** (7°÷ 9°)
	Q RGBW (4000 K)	**15** (10°÷ 19°)
		45 (40°÷ 49°)
		00 (Diffused)

Electronics: **CF** (pag 766) | Recessed casing and cables: (pag 764, 766)

Orma_I | arrayLED-Direct | 220-240 V AC



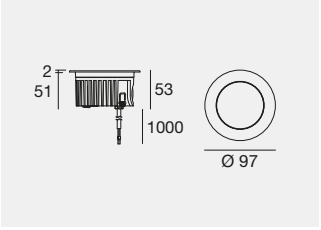

IK10 IP68* **LED-DIRECT**

		Cct	lm S - lm D	Opt
7 W AC				
SA **76080**		**W**	865 - 560	**15** (18°)
		N	870 - 561	**30** (33°)
				60 (56°)

Recessed casings: (pag 764)

Orma_I 220 V-240 V (direct)
The Orma family has evolved, presenting a luminaire with an extremely small fixture, just 51 millimetres thick, which can be directly connected to the mains without the need for external power sources, allowing easier and faster installation. Its performance remains unaltered as do the materials used, all sturdy and reliable.



Orma_IJ | arrayLED



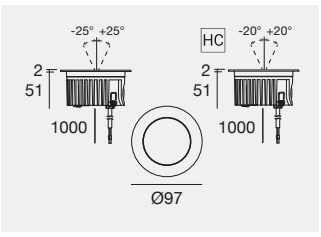

IK10 IP68 *

		Cct	lm S - lm D	Opt
C.C. - 220 mA - 8 W DC				
SA **81201**		**M**	1153 - 893	**15** (15°)
BM **82523**		**W**	1203 - 933	**30** (32°)
		N	1235 - 956	**60** (61°)
SA **82456**	HC	**M**	1153 - 644	**15** (15°)
BM **82934**	HC	**W**	1203 - 673	**30** (27°)
		N	1235 - 690	**60** (49°)

Electronics: **BF** (pag 766) | Recessed casings: (pag 764)

C.V. - 24 V DC - 9 W DC				
SA **81202**		**M**	1288 - 998	**15** (15°)
BM **82524**		**W**	1344 - 1041	**30** (32°)
		N	1380 - 1068	**60** (61°)
SA **82457**	HC	**M**	1288 - 719	**15** (15°)
BM **82935**	HC	**W**	1344 - 750	**30** (27°)
		N	1380 - 769	**60** (49°)

Electronics: **DC** (pag 766) | Recessed casings: (pag 764)

Orma_IL | powerLED



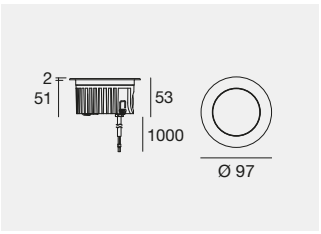

IK10 IP68 *

		Cct	lm S - lm D	Opt
C.C. - 630 mA - 2 W DC				
SA **81213**		**M**	233 - 23	**00** (Diffused)
		W	249 - 25	
		N	266 - 27	

Electronics: **BD** (pag 766) | Recessed casings: (pag 764)

C.V. - 24 V DC - 3 W DC				
SA **81214**		**M**	233 - 23	**00** (Diffused)
		W	249 - 25	
		N	266 - 27	

Electronics: **DL** (pag 766) | Recessed casings: (pag 764)

Orma_IL | arrayLED-Direct | 220-240 V AC



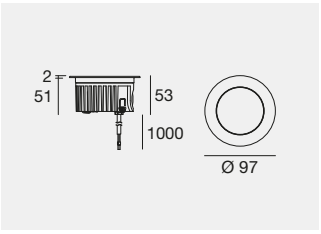

IK10 IP67

LED-DIRECT

		Cct	lm S - lm D	Opt
7 W AC				
SA **76081**		**W**	865 - 106	**00** (Diffused)
		N	870 - 107	

Recessed casings: (pag 764)

* Resistant to temporary immersion.
Not suitable for permanent submerged installation.

Finishes
SA Steel/Aluminium
BM Brass/Aluminium

Cct
M 2700 **N** 4000
W 3000

Accessories
HC Honeycomb

Orma_I | arrayLED



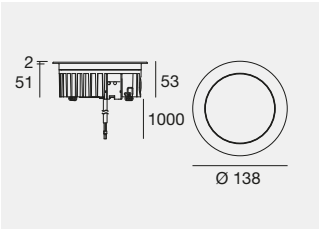

IK10 IP68 *

		Cct	Im S - Im D	Opt
C.C. - 350 mA - 12 W DC				
SA **81175**		**M**	2052 - 1612	**15** (14°)
		W	2139 - 1680	**30** (31°)
		N	2196 - 1725	**60** (60°)
SA **81176**	HC	**M**	2052 - 1146	**15** (14°)
		W	2139 - 1195	**30** (28°)
		N	2196 - 1227	**60** (49°)
SA **81177**	DL	**M**	2052 - 1277	**15** (14°)
		W	2139 - 1331	**30** (30°)
		N	2196 - 1367	**60** (52°)

Electronics: **BG** (pag 766) | Recessed casings: (pag 764)

C.V. - 24 V DC - 13 W DC				
SA **81178**		**M**	1913 - 1501	**15** (14°)
		W	1996 - 1567	**30** (31°)
		N	2046 - 1608	**60** (60°)
SA **81179**	HC	**M**	1913 - 1067	**15** (14°)
		W	1996 - 1115	**30** (28°)
		N	2046 - 1144	**60** (49°)
SA **81180**	DL	**M**	1913 - 1189	**15** (14°)
		W	1996 - 1242	**30** (30°)
		N	2046 - 1274	**60** (52°)

Electronics: **DD** (pag 766) | Recessed casings: (pag 764)

Orma_I | arrayLED-Direct | 220-240 V AC



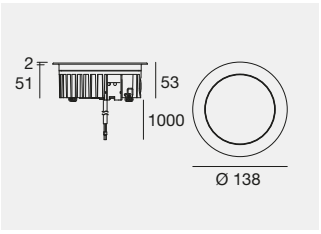

IK10 IP68 *

LED-DIRECT

		Cct	Im S - Im D	Opt
11,5 W AC				
SA **76082**		**W**	1267 - 821	**15** (17°)
		N	1316 - 854	**30** (25°)
				60 (53°)

Recessed casings: (pag 764)

Orma_IJ | arrayLED



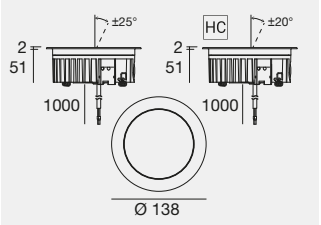

IK10 IP68 *

		Cct	Im S - Im D	Opt
C.C. - 350 mA - 12 W DC				
SA **81203**		**M**	2052 - 1540	**15** (22°)
BM **82525**		**W**	2139 - 1607	**30** (34°)
		N	2196 - 1650	**60** (61°)
SA **82458**	HC	**M**	2052 - 1093	**15** (20°)
		W	2139 - 1141	**30** (27°)
		N	2196 - 1171	**60** (48°)

Electronics: **BG** (pag 766) | Recessed casings: (pag 764)

C.V. - 24 V DC - 13 W DC				
SA **81204**		**M**	1913 - 1432	**15** (22°)
BM **82526**		**W**	1996 - 1495	**30** (34°)
		N	2046 - 1535	**60** (61°)
SA **82459**	HC	**M**	1913 - 1017	**15** (20°)
		W	1996 - 1062	**30** (27°)
		N	2046 - 1089	**60** (48°)

Electronics: **DD** (pag 766) | Recessed casings: (pag 764)

* Resistant to temporary immersion.
Not suitable for permanent submerged installation.



Cluny Hill House
Cluny Hill (Singapore)
Architect: Wallflower Architects
Lighting Designer: Light Collab
Photography: ND Photography

Orma_A | powerLED



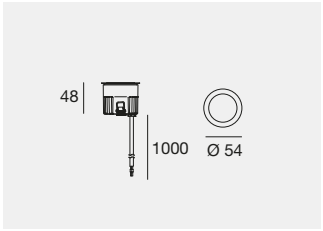

		Cct	lm S - lm D	Opt
C.C. - 350 mA - 4 W DC				
SA **81181**		**M**	482 - 270	**15** (22°)
		W	482 - 270	**30** (29°)
		N	520 - 292	**60** (49°)
				25 (17°x 39°)
SA **81182**	HC	**M**	482 - 186	**15** (20°)
		W	482 - 186	**30** (25°)
		N	520 - 201	**60** (37°)
SA **81183**	DL	**M**	482 - 193	**15** (22°)
		W	482 - 193	**30** (30°)
		N	520 - 208	**60** (55°)

Electronics: **BE** (pag 766) | Recessed casings: (pag 764)

C.V. - 24 V DC - 5 W DC				
SA **81184**		**M**	482 - 270	**15** (22°)
		W	482 - 270	**30** (29°)
		N	520 - 292	**60** (49°)
				25 (17°x 39°)
SA **81185**	HC	**M**	482 - 186	**15** (20°)
		W	482 - 186	**30** (25°)
		N	520 - 201	**60** (37°)
SA **81186**	DL	**M**	482 - 193	**15** (22°)
		W	482 - 193	**30** (30°)
		N	520 - 208	**60** (55°)

Electronics: **DB** (pag 766) | Recessed casings: (pag 764)

Orma_AJ | powerLED



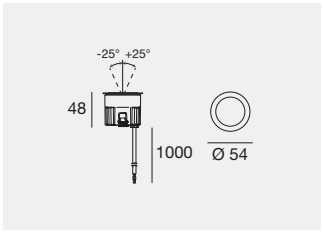

		Cct	lm S - lm D	Opt
C.C. - 350 mA - 4 W DC				
SA **81205**		**M**	482 - 270	**15** (22°)
		W	482 - 270	**30** (29°)
		N	520 - 292	**60** (49°)

Electronics: **BE** (pag 766) | Recessed casings: (pag 764)

C.V. - 24 V DC - 5 W DC				
SA **81206**		**M**	482 - 270	**15** (22°)
		W	482 - 270	**30** (29°)
		N	520 - 292	**60** (49°)

Electronics: **DB** (pag 766) | Recessed casings: (pag 764)

Orma_AL | powerLED



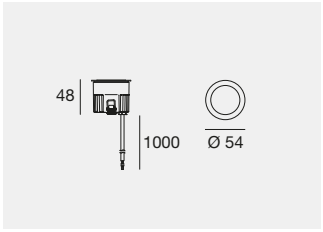

		Cct	lm S - lm D	Opt
C.C. - 350 mA - 1 W DC				
SA **81217**		**M**	145 - 17	**00** (Diffused)
		W	154 - 19	
		N	165 - 21	

Electronics: **BB** (pag 766) | Recessed casings: (pag 764)

C.V. - 24 V DC - 1,5 W DC				
SA **81218**		**M**	145 - 17	**00** (Diffused)
		W	154 - 19	
		N	165 - 21	

Electronics: **DI** (pag 766) | Recessed casings: (pag 764)

* Resistant to temporary immersion.
Not suitable for permanent submerged installation.

Orma_A | arrayLED



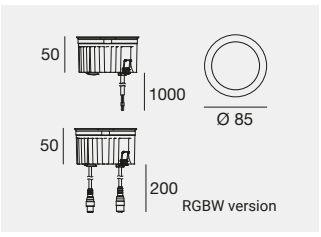

IP68 *

		Cct	lm S - lm D	Opt
C.C. - 220 mA - 8 W DC				
SA **81187**		**M**	1153 - 893	**15** (15°)
		W	1203 - 933	**30** (31°)
		N	1235 - 956	**60** (61°)
SA **81188**	HC	**M**	1153 - 644	**15** (15°)
		W	1203 - 673	**30** (27°)
		N	1235 - 690	**60** (49°)
SA **81189**	DL	**M**	1153 - 598	**15** (16°)
		W	1203 - 624	**30** (29°)
		N	1235 - 640	**60** (53°)

Electronics: **BF** (pag 766) | Recessed casings: (pag 764)

		Cct	lm S - lm D	Opt
C.V. - 24 V DC - 9 W DC				
SA **81190**		**M**	1288 - 998	**15** (15°)
		W	1344 - 1041	**30** (31°)
		N	1380 - 1068	**60** (61°)
SA **81191**	HC	**M**	1288 - 719	**15** (15°)
		W	1344 - 750	**30** (27°)
		N	1380 - 769	**60** (49°)
SA **81192**	DL	**M**	1288 - 668	**15** (16°)
		W	1344 - 697	**30** (29°)
		N	1380 - 715	**60** (53°)

Electronics: **DC** (pag 766) | Recessed casings: (pag 764)

IP68 *

	Cct	Opt
powerLED - C.C. - 630 mA - 8 W DC		
SA **81322**	**V** RGBW (3000 K)	**06** (7°÷ 9°)
	Q RGBW (4000 K)	**15** (10°÷ 19°)
		45 (40°÷ 49°)
		00 (Diffused)

Electronics: **CF** (pag 766) | Recessed casing and cables: (pag 764, 766)

Orma_AJ | arrayLED



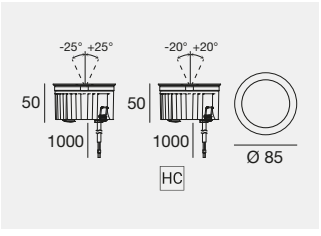

IP68 *

		Cct	lm S - lm D	Opt
C.C. - 220 mA - 8 W DC				
SA **81207**		**M**	1153 - 893	**15** (15°)
		W	1203 - 933	**30** (32°)
		N	1235 - 956	**60** (61°)
SA **82460**	HC	**M**	1153 - 644	**15** (15°)
		W	1203 - 673	**30** (27°)
		N	1235 - 690	**60** (49°)

Electronics: **BF** (pag 766) | Recessed casings: (pag 764)

		Cct	lm S - lm D	Opt
C.V. - 24 V DC - 9 W DC				
SA **81208**		**M**	1288 - 998	**15** (15°)
		W	1344 - 1041	**30** (32°)
		N	1380 - 1068	**60** (61°)
SA **82461**	HC	**M**	1288 - 719	**15** (15°)
		W	1344 - 750	**30** (32°)
		N	1380 - 769	**60** (61°)

Electronics: **DC** (pag 766) | Recessed casings: (pag 764)

* Resistant to temporary immersion.
Not suitable for permanent submerged installation.

Finishes
SA Steel/Aluminium

Cct
M 2700 **N** 4000 **Q** RGBW 4000
W 3000 **V** RGBW 3000

Accessories
HC Honeycomb
DL Darklight

LAMP-CONCEPT.CH

Orma_AL | powerLED



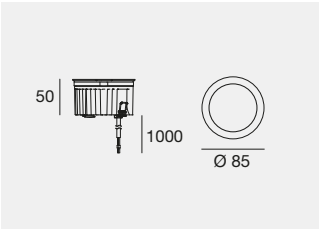

		Cct	lm S - lm D	Opt
C.C. - 630 mA - 2 W DC				
SA **81219**		**M**	233 - 23	**00** (Diffused)
		W	249 - 25	
		N	266 - 27	

Electronics: **BD** (pag 766) | Recessed casings: (pag 764)

C.V. - 24 V DC - 3 W DC

SA **81220**		**M**	233 - 23	**00** (Diffused)
		W	249 - 25	
		N	266 - 27	

Electronics: **DL** (pag 766) | Recessed casings: (pag 764)

Orma_A | arrayLED



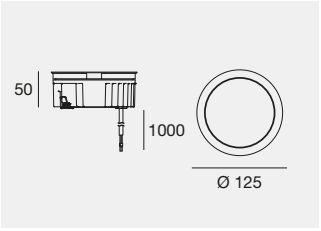

		Cct	lm S - lm D	Opt
C.C. - 350 mA - 12 W DC				
SA **81193**		**M**	2052 - 1612	**15** (14°)
		W	2139 - 1680	**30** (31°)
		N	2196 - 1725	**60** (61°)
SA **81194**	HC	**M**	2052 - 1146	**15** (14°)
		W	2139 - 1195	**30** (28°)
		N	2196 - 1227	**60** (49°)
SA **81195**	DL	**M**	2052 - 1277	**15** (14°)
		W	2139 - 1331	**30** (30°)
		N	2196 - 1367	**60** (52°)

Electronics: **BG** (pag 766) | Recessed casings: (pag 764)

C.V. - 24 V DC - 13 W DC

SA **81196**		**M**	1913 - 1501	**15** (14°)
		W	1996 - 1567	**30** (31°)
		N	2046 - 1608	**60** (60°)
SA **81197**	HC	**M**	1913 - 1067	**15** (14°)
		W	1996 - 1115	**30** (28°)
		N	2046 - 1144	**60** (49°)
SA **81198**	DL	**M**	1913 - 1189	**15** (14°)
		W	1996 - 1242	**30** (30°)
		N	2046 - 1274	**60** (52°)

Electronics: **DD** (pag 766) | Recessed casings: (pag 764)

* Resistant to temporary immersion.
Not suitable for permanent submerged installation.



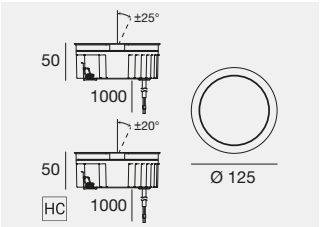

IK10 IP68 *

		Cct	lm S - lm D	Opt
C.C. - 350 mA - 12 W DC				
SA **81209**		**M**	2052 - 1540	**15** (22°)
		W	2139 - 1606	**30** (34°)
		N	2196 - 1650	**60** (61°)
SA **82462**	HC	**M**	2052 - 1093	**15** (20°)
		W	2139 - 1141	**30** (27°)
		N	2196 - 1171	**60** (48°)

Electronics: **BG** (pag 766) | Recessed casings: (pag 764)

C.V. - 24 V DC - 13 W DC				
SA **81210**		**M**	1913 - 1432	**15** (22°)
		W	1996 - 1495	**30** (34°)
		N	2046 - 1535	**60** (61°)
SA **82463**	HC	**M**	1913 - 1017	**15** (20°)
		W	1996 - 1062	**30** (27°)
		N	2046 - 1089	**60** (48°)

Electronics: **DD** (pag 766) | Recessed casings: (pag 764)

* Resistant to temporary immersion.
Not suitable for permanent submerged installation.

Finishes
SA Steel/Aluminium

Cct
M 2700 **N** 4000
W 3000

Accessories
HC Honeycomb

LIGHT TO ENHANCE FORMS

At nightfall, the shadows and chiaroscuro created by artificial lighting can be deliberately manipulated to give depth and meaning to the whole complex, or to 'bring out' the anatomy of statuesque bodies from the darkness, emphasising their physicality through the appropriate play of light and shadow. The enhancement of the forms and characteristics of statues and symbolic monuments can only be achieved through an in-depth analysis of the material they are made of, their interaction with the general/environmental lighting, and the desired scenic effect.



Cabeza Parque Norte
Madrid (Spain)

Sculptor and lighting project:
Arturo Berned

Photography:
Marek Jarosz



Aria Retreat & SPA
Cima di Porlezza, Como (Italy)

Architectural design:
R4M Engineering

Lighting design:
Architect Giorgio Colombo,
Light+Arch Consultancy

Construction:
Quadrio Gaetano Costruzioni S.p.a.

Contract & Custom Lighting:
Bespoke Lighting Solutions

Photo: Andrea Martiradonna



Orma_F | powerLED



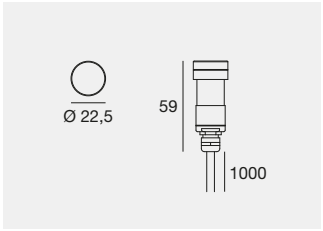

2000 kg * IK10 IP68

	Cct	lm S - lm D	Opt
C.C. - 350 mA - 1 W DC			
GA **82697**	**M**	145 - 72	**20** (26°)
	W	154 - 76	**35** (45°)
	N	165 - 82	

Electronics: **BB** (pag 766) | Recessed casings: (pag 765)

Orma_FL | powerLED



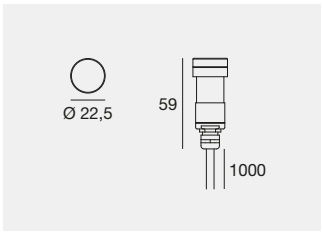

2000 kg * IK10 IP68

	Cct	lm S - lm D	Opt
C.C. - 350 mA - 1 W DC			
GA **82699**	**M**	145 - 13	**00** (Diffused)
	W	154 - 14	
	N	165 - 15	

Electronics: **BB** (pag 766) | Recessed casings: (pag 765)

Orma_F | powerLED



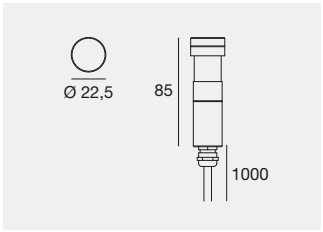

2000 kg * IK10 IP68

	Cct	lm S - lm D	Opt
C.V. - 24 V DC - 1,5 W DC			
GA **82698**	**M**	145 - 72	**20** (26°)
	W	154 - 76	**35** (45°)
	N	165 - 82	

Electronics: **DI** (pag 766) | Recessed casings: (pag 765)

Orma_FL | powerLED



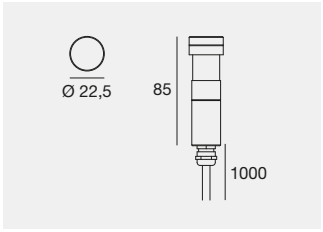

2000 kg * IK10 IP68

	Cct	lm S - lm D	Opt
C.V. - 24 V DC - 1,5 W DC			
GA **82700**	**M**	145 - 13	**00** (Diffused)
	W	154 - 14	
	N	165 - 15	

Electronics: **DI** (pag 766) | Recessed casings: (pag 765)

* Resistant to temporary immersion.
Not suitable for permanent submerged installation.

Orma_F | powerLED



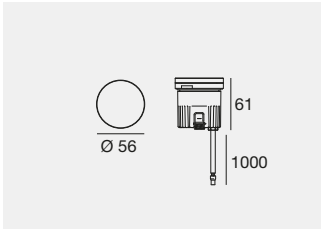

2000 kg * IK10 IP68

		Cct	lm S - lm D	Opt
C.C. - 350 mA - 4 W DC				
GA **82657**		**M**	482 - 287	**15** (16°)
GA **82658**	HC	**W**	482 - 287	**30** (30°)
GA **82659**	DL	**N**	520 - 309	**60** (55°)

Electronics: **BE** (pag 766) | Recessed casings: (pag 765)

C.V. - 24 V DC - 5 W DC				
GA **82660**		**M**	482 - 287	**15** (16°)
GA **82661**	HC	**W**	482 - 287	**30** (30°)
GA **82662**	DL	**N**	520 - 309	**60** (55°)

Electronics: **DB** (pag 766) | Recessed casings: (pag 765)

Orma_FJ | powerLED



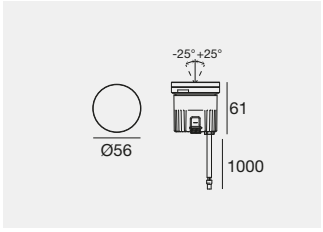

2000 kg * IK10 IP68

		Cct	lm S - lm D	Opt
C.C. - 350 mA - 4 W DC				
GA **82663**		**M**	482 - 287	**15** (16°)
		W	482 - 287	**30** (30°)
		N	520 - 309	**60** (55°)

Electronics: **BE** (pag 766) | Recessed casings: (pag 765)

C.V. - 24 V DC - 5 W DC				
GA **82664**		**M**	482 - 287	**15** (16°)
		W	482 - 287	**30** (30°)
		N	520 - 309	**60** (55°)

Electronics: **DB** (pag 766) | Recessed casings: (pag 765)

Orma_FL | powerLED



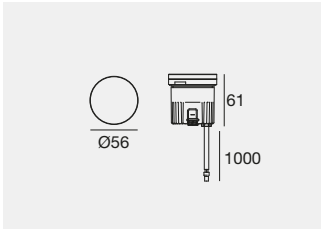

2000 kg * IK10 IP68

		Cct	lm S - lm D	Opt
C.C. - 350 mA - 1 W DC				
GA **82667**		**M**	145 - 17	**00** (Diffused)
		W	154 - 19	
		N	165 - 21	

Electronics: **BB** (pag 766) | Recessed casings: (pag 765)

C.V. - 24 V DC - 1,5 W DC				
GA **82668**		**M**	145 - 17	**00** (Diffused)
		W	154 - 19	
		N	165 - 21	

Electronics: **DI** (pag 766) | Recessed casings: (pag 765)

* Resistant to temporary immersion.
Not suitable for permanent submerged installation.

Finishes	Cct		Accessories
GA Transparent glass/Aluminium	**M** 2700	**N** 4000	HC Honeycomb
	W 3000		DL Darklight

Orma_F | arrayLED



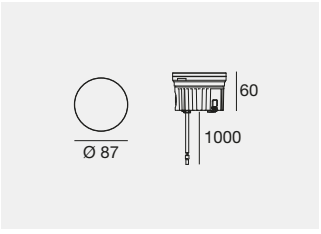

IK10 IP68*

		Cct	lm S - lm D	Opt
C.C. - 220 mA - 8 W DC				
GA **82669**		**M**	1153 - 717	**15** (17°)
GA **82670**	HC	**W**	1203 - 748	**30** (30°)
GA **82671**	DL	**N**	1235 - 767	**60** (60°)

Electronics: **BF** (pag 766) | Recessed casings: (pag 765)

C.V. - 24 V DC - 9 W DC				
GA **82672**		**M**	1288 - 730	**15** (17°)
GA **82673**	HC	**W**	1344 - 761	**30** (30°)
GA **82674**	DL	**N**	1380 - 780	**60** (60°)

Electronics: **DC** (pag 766) | Recessed casings: (pag 765)

Orma_FJ | arrayLED



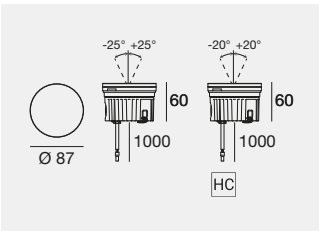

IK10 IP68*

		Cct	lm S - lm D	Opt
C.C. - 220 mA - 8 W DC				
GA **82675**		**M**	1153 - 717	**15** (17°)
GA **82676**	HC	**W**	1203 - 748	**30** (30°)
		N	1235 - 767	**60** (60°)

Electronics: **BF** (pag 766) | Recessed casings: (pag 765)

C.V. - 24 V DC - 9 W DC				
GA **82677**		**M**	1288 - 730	**15** (17°)
GA **82678**	HC	**W**	1344 - 761	**30** (30°)
		N	1380 - 780	**60** (60°)

Electronics: **DC** (pag 766) | Recessed casings: (pag 765)

Orma_FL | powerLED



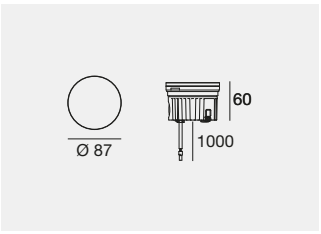

IK10 IP68*

		Cct	lm S - lm D	Opt
C.C. - 630 mA - 2 W DC				
GA **82681**		**M**	233 - 23	**00** (Diffused)
		W	249 - 24	
		N	266 - 26	

Electronics: **BD** (pag 766) | Recessed casings: (pag 765)

C.V. - 24 V DC - 3 W DC				
GA **82682**		**M**	233 - 23	**00** (Diffused)
		W	249 - 24	
		N	266 - 26	

Electronics: **DL** (pag 766) | Recessed casings: (pag 765)

* Resistant to temporary immersion.
Not suitable for permanent submerged installation.

Orma_F | arrayLED



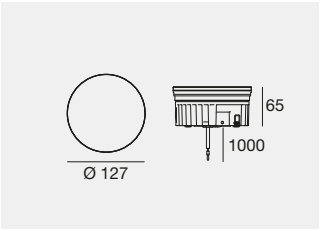

IK10 IP68*

		Cct	lm S - lm D	Opt
C.C. - 350 mA - 12 W DC				
GA **82683**		**M**	2052 - 1596	**15** (12°)
GA **82684**	HC	**W**	2139 - 1663	**30** (31°)
GA **82685**	DL	**N**	2196 - 1708	**60** (57°)

Electronics: **BG** (pag 766) | Recessed casings: (pag 765)

C.V. - 24 V DC - 13 W DC				
GA **82686**		**M**	1913 - 1486	**15** (12°)
GA **82687**	HC	**W**	1996 - 1552	**30** (31°)
GA **82688**	DL	**N**	2046 - 1592	**60** (57°)

Electronics: **DD** (pag 766) | Recessed casings: (pag 765)

Orma_FJ | arrayLED



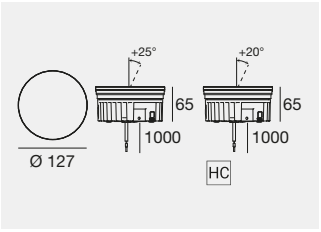

IK10 IP68*

		Cct	lm S - lm D	Opt
C.C. - 350 mA - 12 W DC				
GA **82689**		**M**	2052 - 1407	**15** (22°)
GA **82690**	HC	**W**	2139 - 1468	**30** (30°)
		N	2196 - 1505	**60** (58°)

Electronics: **BG** (pag 766) | Recessed casings: (pag 765)

C.V. - 24 V DC - 13 W DC				
GA **82691**		**M**	1913 - 1308	**15** (22°)
GA **82692**	HC	**W**	1996 - 1366	**30** (30°)
		N	2046 - 1400	**60** (58°)

Electronics: **DD** (pag 766) | Recessed casings: (pag 765)

Orma_FO | topLED



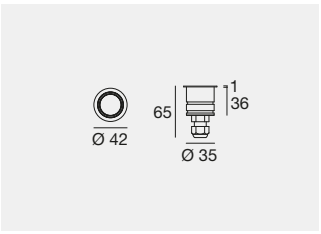

2000 kg IK09 IP67

		Cct	lm S - lm D	Opt
C.V. - 24 V DC - 1,8 W DC				
WH **95474**		**M**	54 - 6	**00** (Diffused)
BB **95475**		**W**	60 - 7	
GG **95476**		**N**	63 - 8	

Electronics: **EU** (pag 766) | Recessed casings: (pag 765)

With installation on outer casing 98292, cable outlet is straight, not 90° lateral.

* Resistant to temporary immersion.
Not suitable for permanent submerged installation.

Finishes

WH Text white R9003
BB Text black R9005
GG Text brilliant grey R9006
GA Transparent glass/Aluminium

Cct

M 2700
W 3000
N 4000

Accessories

HC Honeycomb
DL Darklight

Orma_Q | arrayLED



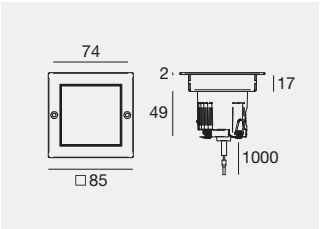

2000 kg * IK10 IP68

		Cct	lm S - lm D	Opt
C.C. - 350 mA - 4 W DC				
SA **77284**		**M**	602 - 302	**15** (19°)
SA **77286**	HC	**W**	630 - 316	**30** (30°)
		N	666 - 333	**60** (52°)

Electronics: **BE** (pag 766) | Recessed casings: (pag 764)

C.V. - 24 V DC - 5 W DC				
SA **77290**		**M**	602 - 302	**15** (19°)
SA **77292**	HC	**W**	630 - 316	**30** (30°)
		N	666 - 333	**60** (52°)

Electronics: **DB** (pag 766) | Recessed casings: (pag 764)

Orma_QJ | arrayLED



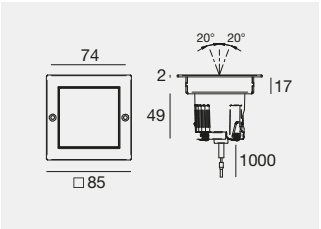

2000 kg * IK10 IP68

		Cct	lm S - lm D	Opt
C.C. - 350 mA - 4 W DC				
SA **77294**		**M**	602 - 302	**15** (19°)
SA **77296**	HC	**W**	630 - 316	**30** (30°)
		N	666 - 333	**60** (52°)

Electronics: **BE** (pag 766) | Recessed casings: (pag 764)

C.V. - 24 V DC - 5 W DC				
SA **77298**		**M**	602 - 302	**15** (19°)
SA **77300**	HC	**W**	630 - 316	**30** (30°)
		N	666 - 333	**60** (52°)

Electronics: **DB** (pag 766) | Recessed casings: (pag 764)

Orma_QL | powerLED



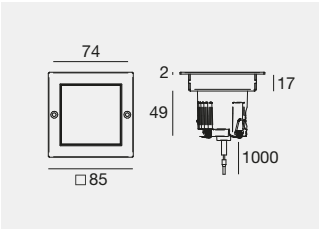

2000 kg * IK10 IP68

		Cct	lm S - lm D	Opt
C.C. - 500 mA - 1,5 W DC				
SA **77282**		**M**	199 - 21	**00** (Diffused)
		W	213 - 23	
		N	227 - 25	

Electronics: **BC** (pag 766) | Recessed casings: (pag 764)

C.V. - 24 V DC - 3 W DC				
SA **77288**		**M**	199 - 21	**00** (Diffused)
		W	213 - 23	
		N	227 - 25	

Electronics: **DL** (pag 766) | Recessed casings: (pag 764)

* Resistant to temporary immersion.
Not suitable for permanent submerged installation.

Orma_Q | arrayLED



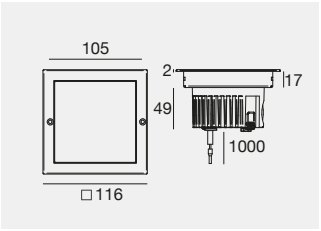

2000 kg | III | IK10 | IP68 * | MARINE GRADE

		Cct	lm S - lm D	Opt
C.C. - 220 mA - 8 W DC				
SA **77304**		**M**	1153 - 720	**15** (18°)
SA **77306**	HC	**W**	1203 - 751	**30** (26°)
		N	1235 - 770	**60** (58°)

Electronics: **BF** (pag 766) | Recessed casings: (pag 764)

C.V. - 24 V DC - 9 W DC				
SA **77310**		**M**	1288 - 804	**15** (18°)
SA **77312**	HC	**W**	1344 - 839	**30** (26°)
		N	1380 - 860	**60** (58°)

Electronics: **DC** (pag 766) | Recessed casings: (pag 764)

Orma_Q | powerLED | RGBW



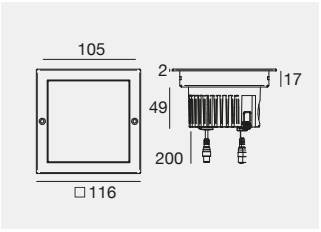

2000 kg | III | IK10 | IP68 * | MARINE GRADE | RGBW

	Fin	Cct		Opt
C.C - 630 mA - 8 W DC				
C00969	SA	**V**	RGBW (3000 K)	**NS** (7°÷ 9°)
		Q	RGBW (4000 K)	**SP** (10°÷ 19°)
				MW (40°÷ 49°)

Electronics: **CF** (pag 766) | Recessed casings: (pag 764)

Orma_Q | arrayLED-Direct | 220-240 V AC



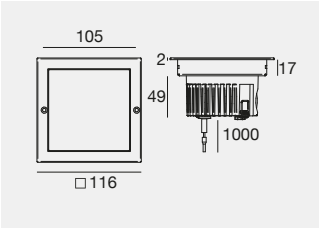

2000 kg | ⏚ | IK10 | IP68 * | MARINE GRADE

LED-DIRECT

	Fin	Cct	lm S - lm D	Opt
7 W AC				
C00971	SA	**W**	865 - 316	**SP** (18°)
		N	870 - 317	**FL** (26°)
				MW (44°)

Recessed casings: (pag 764)

Orma_QJ | arrayLED



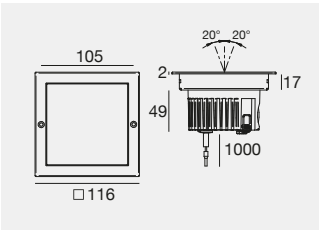

2000 kg | III | IK10 | IP68 * | MARINE GRADE

		Cct	lm S - lm D	Opt
C.C. - 220 mA - 8 W DC				
SA **77314**		**M**	1153 - 720	**15** (18°)
SA **77316**	HC	**W**	1203 - 751	**30** (26°)
		N	1235 - 770	**60** (58°)

Electronics: **BF** (pag 766) | Recessed casings: (pag 764)

C.V. - 24 V DC - 9 W DC				
SA **77318**		**M**	1288 - 804	**15** (18°)
SA **77320**	HC	**W**	1344 - 839	**30** (26°)
		N	1380 - 860	**60** (58°)

Electronics: **DC** (pag 766) | Recessed casings: (pag 764)

* Resistant to temporary immersion.
Not suitable for permanent submerged installation.

Finishes
SA Steel/Aluminium

Cct
M 2700 **N** 4000 **Q** RGBW 4000
W 3000 **V** RGBW 3000

Accessories
HC Honeycomb

Orma_Q | arrayLED



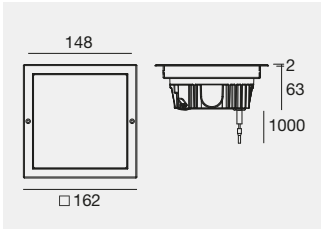

2000 kg * NEW

	Fin	Cct	lm S - lm D	Opt
C.C. - 350 mA - 13 W DC				
C01559	**SA**	**M**	1913 - 1296	**SP** (18°)
C01561 HC		**W**	1996 - 1350	**ML** (38°)
		N	2046 - 1387	**WF** (50°)

Electronics: **BG** (pag 766) | Recessed casings: (pag 764)

C.V. - 24 V DC - 13 W DC

C01560	**SA**	**M**	1913 - 1296	**SP** (18°)
C01562 HC		**W**	1996 - 1350	**ML** (38°)
		N	2046 - 1387	**WF** (50°)

Electronics: **DD** (pag 766) | Recessed casings: (pag 764)

Orma_QJ | arrayLED



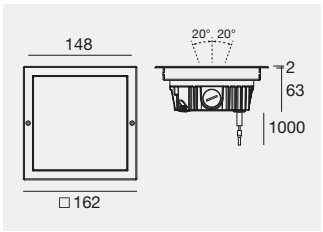

2000 kg * NEW

	Fin	Cct	lm S - lm D	Opt
C.C. - 350 mA - 13 W DC				
C01571	**SA**	**M**	1913 - 1222	**SP** (19°)
C01573 HC		**W**	1996 - 1273	**ML** (36°)
		N	2046 - 1307	**WF** (66°)

Electronics: **BG** (pag 766) | Recessed casings: (pag 764)

C.V. - 24 V DC - 13 W DC

C01572	**SA**	**M**	1913 - 1222	**SP** (19°)
C01574 HC		**W**	1996 - 1273	**ML** (36°)
		N	2046 - 1307	**WF** (66°)

Electronics: **DD** (pag 766) | Recessed casings: (pag 764)

Orma_QL | powerLED



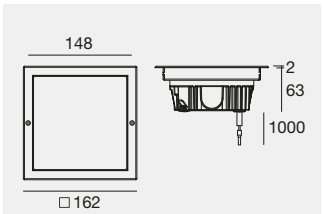

2000 kg * NEW

	Fin	Cct	lm S - lm D	Opt
C.C. - 350 mA - 4 W DC				
C01563	**SA**	**M**	482 - 69	**DI** (Diffused)
		W	482 - 69	
		N	520 - 74	

Electronics: **BE** (pag 766) | Recessed casings: (pag 764)

C.V. - 24 V DC - 5 W DC

C01564	**SA**	**M**	482 - 69	**DI** (Diffused)
		W	482 - 69	
		N	520 - 74	

Electronics: **DB** (pag 766) | Recessed casings: (pag 764)

Orma_QL | arrayLED-Direct | 220-240 V AC



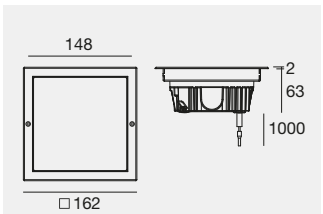

2000 kg * NEW **LED-DIRECT**

	Fin	Cct	lm S - lm D	Opt
7 W AC				
C01565	**SA**	**W**	865 - 149	**DI** (Diffused)
		N	870 - 149	

Recessed casings: (pag 764)

* Resistant to temporary immersion.
Not suitable for permanent submerged installation.

Orma_QF | arrayLED



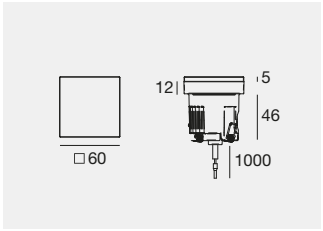

2000 kg * IP68 IK10

		Cct	lm S - lm D	Opt
C.C. - 350 mA - 4 W DC				
GA **77285**		**M**	602 - 302	**15** (19°)
GA **77287**	HC	**W**	630 - 316	**30** (30°)
		N	666 - 333	**60** (52°)

Electronics: **BE** (pag 766) | Recessed casings: (pag 764)

C.V. - 24 V DC - 5 W DC				
GA **77291**		**M**	602 - 302	**15** (19°)
GA **77293**	HC	**W**	630 - 316	**30** (30°)
		N	666 - 333	**60** (52°)

Electronics: **DB** (pag 766) | Recessed casings: (pag 764)

Orma_QFJ | arrayLED



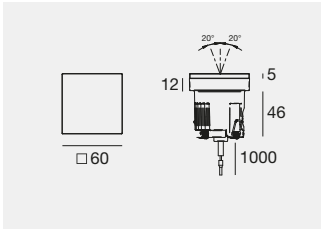

2000 kg * IP68 IK10

		Cct	lm S - lm D	Opt
C.C. - 350 mA - 4 W DC				
GA **77295**		**M**	602 - 302	**15** (19°)
GA **77297**	HC	**W**	630 - 316	**30** (30°)
		N	666 - 333	**60** (52°)

Electronics: **BE** (pag 766) | Recessed casings: (pag 764)

C.V. - 24 V DC - 5 W DC				
GA **77299**		**M**	602 - 302	**15** (19°)
GA **77301**	HC	**W**	630 - 316	**30** (30°)
		N	666 - 333	**60** (52°)

Electronics: **DB** (pag 766) | Recessed casings: (pag 764)

Orma_QFL | powerLED



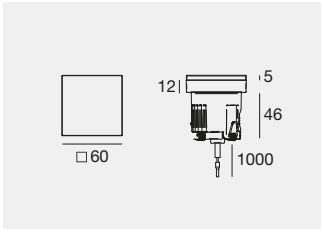

2000 kg * IP68 IK10

		Cct	lm S - lm D	Opt
C.C. - 500 mA - 1,5 W DC				
GA **77283**		**M**	199 - 21	**00** (Diffused)
		W	213 - 23	
		N	227 - 25	

Electronics: **BC** (pag 766) | Recessed casings: (pag 764)

C.V. - 24 V DC - 3 W DC				
GA **77289**		**M**	199 - 21	**00** (Diffused)
		W	213 - 23	
		N	227 - 25	

Electronics: **DL** (pag 766) | Recessed casings: (pag 764)

* Resistant to temporary immersion.
Not suitable for permanent submerged installation.

Finishes
GA Glass/Aluminium

Cct
M 2700 **N** 4000
W 3000

Accessories
HC Honeycomb

Orma_QF | arrayLED



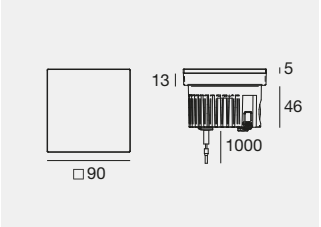

2000 kg * IK10 IP68

		Cct	lm S - lm D	Opt
C.C. - 220 mA - 8 W DC				
GA **77305**		**M**	1153 - 720	**15** (18°)
GA **77307**	HC	**W**	1203 - 751	**30** (26°)
		N	1235 - 770	**60** (58°)

Electronics: **BF** (pag 766) | Recessed casings: (pag 764)

C.V. - 24 V DC - 9 W DC				
GA **77311**		**M**	1288 - 720	**15** (18°)
GA **77313**	HC	**W**	1344 - 751	**30** (26°)
		N	1380 - 770	**60** (58°)

Electronics: **DC** (pag 766) | Recessed casings: (pag 764)

Orma_QF | powerLED | RGBW



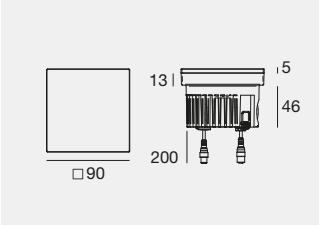

2000 kg * IK10 IP68 RGBW

	Fin	Cct		Opt
C.C. - 630 mA - 8 W DC				
C00968	GA	**V**	RGBW (3000 K)	**NS** (7°÷ 9°)
		Q	RGBW (4000 K)	**SP** (10°÷ 19°)
				MW (40°÷ 49°)

Electronics: **CF** (pag 766) | Recessed casings: (pag 764)

Orma_QF | arrayLED-Direct | 220-240 V AC



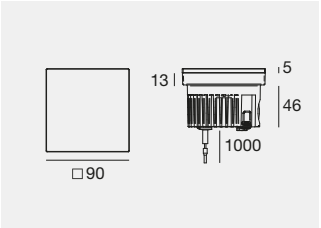

2000 kg * IK10 IP68

LED-DIRECT

	Fin	Cct	lm S - lm D	Opt
7 W AC				
C00970	GA	**W**	865 - 316	**SP** (18°)
		N	870 - 317	**FL** (26°)
				MW (44°)

Recessed casings: (pag 764)

Orma_QFJ | arrayLED



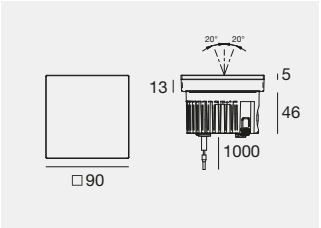

2000 kg * IK10 IP68

		Cct	lm S - lm D	Opt
C.C. - 220 mA - 8 W DC				
GA **77315**		**M**	1153 - 720	**15** (18°)
GA **77317**	HC	**W**	1203 - 751	**30** (26°)
		N	1235 - 770	**60** (58°)

Electronics: **BF** (pag 766) | Recessed casings: (pag 764)

C.V. - 24 V DC - 9 W DC				
GA **77319**		**M**	1288 - 720	**15** (18°)
GA **77321**	HC	**W**	1344 - 751	**30** (26°)
		N	1380 - 770	**60** (58°)

Electronics: **DC** (pag 766) | Recessed casings: (pag 764)

* Resistant to temporary immersion.
Not suitable for permanent submerged installation.

Orma_QF | arrayLED



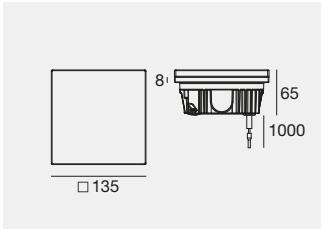

2000 kg * NEW

	Fin	Cct	lm S - lm D	Opt
C.C. - 350 mA - 13 W DC				
C01552	**GA**	**M**	1913 - 1296	**SP** (18°)
C01554 HC		**W**	1996 - 1350	**ML** (38°)
		N	2046 - 1387	**WF** (50°)

Electronics: **BG** (pag 766) | Recessed casings: (pag 764)

C.V. - 24 V DC - 13 W DC				
C01553	**GA**	**M**	1913 - 1296	**SP** (18°)
C01555 HC		**W**	1996 - 1350	**ML** (38°)
		N	2046 - 1387	**WF** (50°)

Electronics: **DD** (pag 766) | Recessed casings: (pag 764)

Orma_QFJ | arrayLED



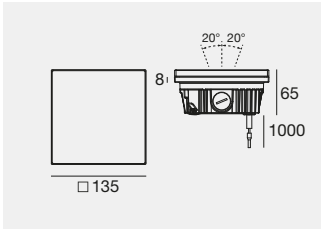

2000 kg * NEW

	Fin	Cct	lm S - lm D	Opt
C.C. - 350 mA - 13 W DC				
C01567	**GA**	**M**	1913 - 1222	**SP** (19°)
C01569 HC		**W**	1996 - 1273	**ML** (36°)
		N	2046 - 1307	**WF** (66°)

Electronics: **BG** (pag 766) | Recessed casings: (pag 764)

C.V. - 24 V DC - 13 W DC				
C01568	**GA**	**M**	1913 - 1222	**SP** (19°)
C01570 HC		**W**	1996 - 1273	**ML** (36°)
		N	2046 - 1307	**WF** (66°)

Electronics: **DD** (pag 766) | Recessed casings: (pag 764)

Orma_QFL | powerLED



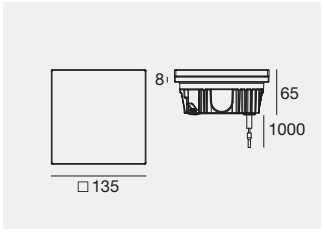

2000 kg * NEW

	Fin	Cct	lm S - lm D	Opt
C.C. - 350 mA - 4 W DC				
C01556	**GA**	**M**	482 - 69	**DI** (Diffused)
		W	482 - 69	
		N	520 - 74	

Electronics: **BE** (pag 766) | Recessed casings: (pag 764)

C.V. - 24 V DC - 5 W DC				
C01557	**GA**	**M**	482 - 69	**DI** (Diffused)
		W	482 - 69	
		N	520 - 74	

Electronics: **DB** (pag 766) | Recessed casings: (pag 764)

Orma_QFL | arrayLED-Direct | 220-240 V AC



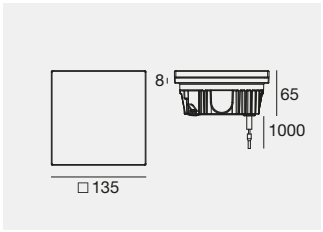

2000 kg * NEW **LED-DIRECT**

	Fin	Cct	lm S - lm D	Opt
7 W AC				
C01558	**GA**	**W**	865 - 149	**DI** (Diffused)
		N	870 - 149	

Recessed casings: (pag 764)

* Resistant to temporary immersion.
Not suitable for permanent submerged installation.

Finishes
GA Glass/Aluminium

Cct
M 2700 **N** 4000
W 3000

Accessories
HC Honeycomb

Recessed casings (A / I collection)



ABS **99650** Recessed casing

suitable for: Orma_I /_IJ /_IL Ø64 h48
Orma_A /_AJ /_AL Ø54 h48



ABS **99652** Recessed casing

suitable for: Orma_I /_IJ Ø138 h53
Orma_A /_AJ Ø125 h50



ABS **99563** Recessed casing

suitable for: Orma_A /_AJ /_AL Ø85 h50

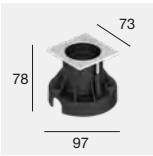

ABS **99855** Recessed casing

suitable for: Orma_A /_AJ /_AL Ø54 h48

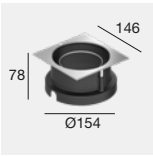

ABS **99857** Recessed casing

suitable for: Orma_A /_AJ Ø125 h50



ABS **99651** Recessed casing

suitable for: Orma_I /_IJ /_IL Ø97 h53
Orma_A /_AJ /_AL Ø85 h50



ABS **99560** Recessed casing

suitable for: Orma_A /_AJ /_AL Ø54 h48



ABS **99564** Recessed casing

suitable for: Orma_A /_AJ Ø125 h50

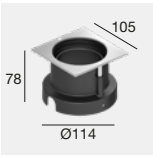

ABS **99856** Recessed casing

suitable for: Orma_A /_AJ /_AL Ø85 h50

Recessed casings (Q / QF collection)



ABS **83411** Recessed casing

suitable for: Orma_Q /_QJ /_QL 85x85

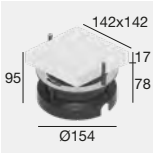

ABS **C-C100027** Recessed casing

suitable for: Orma_Q /_QJ /_QL 162x162



ABS **C-C100003** Recessed casing

suitable for: Orma_QF /_QFJ 90x90



PVC **83235** Suction cup

suitable for: for all Orma (**NOT FOR** Orma_F Ø22,5 / Orma_FL / Orma_QFL / Orma_FO)

PVC **C-K400101** Suction cup

suitable for: for Orma_FL Ø87 / Orma_QFL 60x60 Orma_QFL 135x135



ABS **83410** Recessed casing

suitable for: Orma_Q /_QJ 116x116



ABS **C-C100002** Recessed casing

suitable for: Orma_QF /_QFJ /_QFL 60x60

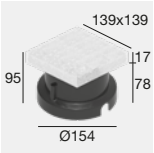

ABS **C-C100026** Recessed casing

suitable for: Orma_QF /_QFJ /_QFL 135x135

Recessed casings (F / FO collection)

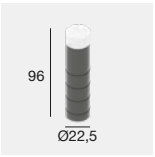

ABS 99925 Coring Recessed casing

suitable for: Orma_F /_FL Ø22,5 h59
Orma_F /_FL Ø22,5 h85



ABS 99923 Coring Recessed casing

suitable for: Orma_F /_FJ /_FL Ø87 h60

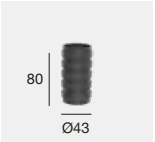

ABS 98292 Recessed casing

suitable for: Orma_FO Ø42 h65

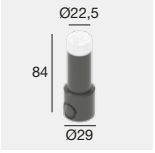

ABS 83036 Recessed casing

suitable for: Orma_F /_FL Ø22,5 h59



ABS 83038 Recessed casing

suitable for: Orma_F /_FJ /_FL Ø56 h61



ABS 83040 Recessed casing

suitable for: Orma_F /_FJ Ø127 h65



ABS 99922 Coring Recessed casing

suitable for: Orma_F /_FJ /_FL Ø56 h61



ABS 99924 Coring Recessed casing

suitable for: Orma_F /_FJ Ø127 h65



ZN 98291 Recessed casing

suitable for: Orma_FO Ø42 h65

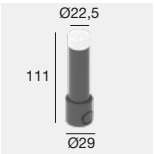

ABS 83037 Recessed casing

suitable for: Orma_F /_FL Ø22,5 h85



ABS 83039 Recessed casing

suitable for: Orma_F /_FJ /_FL Ø87 h60



PVC 83235 Suction cup

suitable for: for all Orma (**NOT FOR** Orma_F Ø22,5 / Orma_FL / Orma_QFL / Orma_FO)

PVC C-K400101 Suction cup

suitable for: for Orma_FL Ø87 / Orma_QFL 60x60
Orma_QFL 135x135

INSTALLATION

Installation in a few quick steps **(Recessed casing 99563 + Orma AJ 81207W15)**

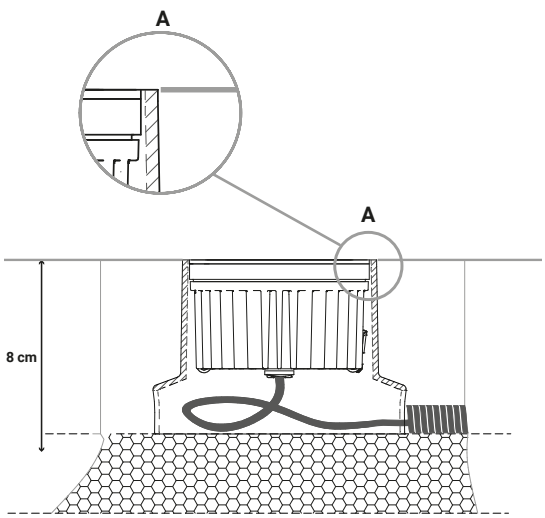

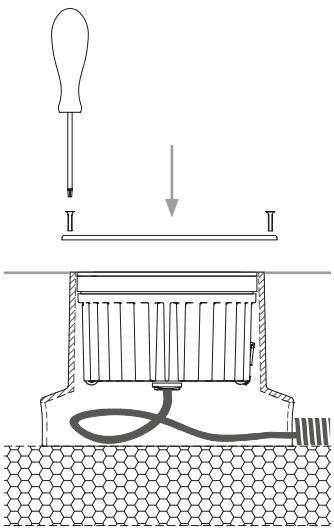

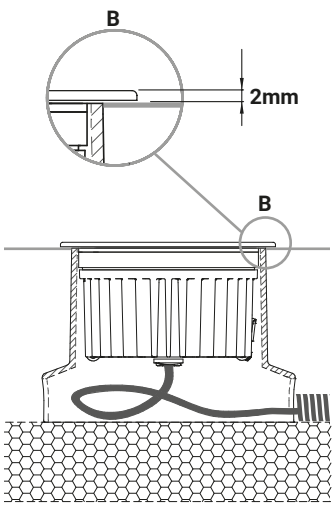

Electronics

BB | 350 mA | 1 W DC

89419	89421	C-E200006	C-E200004
ON/OFF	ON/OFF	ON/OFF	DALI/PUSH
1 - 2 art.	3 - 6 art.	6 - 12 art.	2 - 12 art.
74 x 65 x h 27	74 x 65 x h 27	135 x 26 x h 26	125 x 45 x h 30
		35	55

BC | 500 mA | 1,5 W DC

89422	89423	C-E200007	C-E200003
ON/OFF	ON/OFF	ON/OFF	DALI/PUSH
1 - 2 art.	2 - 3 art.	3 - 6 art.	2 - 12 art.
74 x 65 x h 27	74 x 65 x h 27	135 x 26 x h 26	125 x 45 x h 30
		35	55

BD | 630 mA | 2 W DC

89420	C-E200008	99186	C-E200002
ON/OFF	ON/OFF	ON/OFF	DALI/PUSH
1 - 2 art.	3 - 6 art.	6 - 12 art.	2 - 12 art.
74 x 65 x h 27	135 x 26 x h 26	117 x 92 x h 38	125 x 45 x h 30
	35		55

BE | 350 mA | 4 W DC

89421	C-E200006	C-E200004
ON/OFF	ON/OFF	DALI/PUSH
1 art.	2 - 3 art.	1 - 3 art.
74 x 65 x h 27	135 x 26 x h 26	125 x 45 x h 30
	35	55

BF | 220 mA | 8 W DC

99342	C-E200005
ON/OFF	DALI/PUSH
1 art.	1 art.
100 x 80 x h 31	125 x 45 x h 30
	55

BG | 350 mA | 12/13 W DC

C-E200006	C-E200004
ON/OFF	DALI/PUSH
1 art.	1 art.
135 x 26 x h 26	125 x 45 x h 30
35	55

CF | 630 mA | 8 W DC

C-E700003+C-W600001	C-E500024	DMX	Driver CV	Switching
Dimmer RF	Dimmer DMX	Controllers	CV 48V	CV 48V
1 - 12 art.	6 - 12 art.			
175 x 45 x h 27	107 x 96 x h 39	Pag. 1007	Pag. 994	Pag. 987-988
52				

DB | 24 V | max. 5 W DC

89488	89179	89359	99660	83042	+ driver 24V DC	
ON/OFF	ON/OFF	ON/OFF	Dimmer	Dimmer DALI/PUSH	99331	99786
1 - 2 art.	1 - 4 art.	1 - 9 art.	DALI - 0/1-10V	0/1-10V	150W	240W
80 x 100 x h 31	92 x 117 x h 38	115 x 140 x h 50	149 x 37 x h 31	164 x 38 x h 25	1-21 art.	1-33 art.
			48	45	70	81

DC | 24 V | max. 9 W DC

89179	89359	99331	99660	83042	+ driver 24V DC	
ON/OFF	ON/OFF	ON/OFF	Dimmer	Dimmer DALI/PUSH	99331	99786
1 - 2 art.	1 - 5 art.	1 - 15 art.	DALI - 0/1-10V	0/1-10V	150W	240W
92 x 117 x h 38	115 x 140 x h 50	158 x 60 x h 35	149 x 37 x h 31	164 x 38 x h 25	1-11 art.	1-18 art.
			48	45	70	81

DD | 24 V | max. 13 W DC

89179	89359	99331	99660	83042	+ driver 24V DC	
ON/OFF	ON/OFF	ON/OFF	Dimmer	Dimmer DALI/PUSH	99331	99786
1 art.	1 - 3 art.	1 - 10 art.	DALI - 0/1-10V	0/1-10V	150W	240W
92 x 117 x h 38	115 x 140 x h 50	158 x 60 x h 35	149 x 37 x h 31	164 x 38 x h 25	1-8 art.	1-12 art.
			48	45	70	81

DI | 24 V | max. 1,5 W DC

89488	89179	89359	99660	83042	+ driver 24V DC	
ON/OFF	ON/OFF	ON/OFF	Dimmer	Dimmer DALI/PUSH	99331	99786
1 - 9 art.	1 - 15 art.	1 - 30 art.	DALI - 0/1-10V	0/1-10V	150W	240W
80 x 100 x h 31	92 x 117 x h 38	115 x 140 x h 50	149 x 37 x h 31	164 x 38 x h 25	1-70 art.	1-112 art.
			48	45	70	81

DL | 24 V | max. 3 W DC

89488	89179	89359	99660	83042	+ driver 24V DC	
ON/OFF	ON/OFF	ON/OFF	Dimmer	Dimmer DALI/PUSH	99331	99786
1 - 4 art.	1 - 7 art.	1 - 14 art.	DALI - 0/1-10V	0/1-10V	150W	240W
80 x 100 x h 31	92 x 117 x h 38	115 x 140 x h 50	149 x 37 x h 31	164 x 38 x h 25	1-35 art.	1-56 art.
			48	45	70	81

EU | 24 V | max. 1,8 W DC

89488	89179	89359	99332	83333
ON/OFF	ON/OFF	ON/OFF	0/1-10V	DALI/PUSH
1 - 7 art.	1 - 12 art.	1 - 28 art.	1 - 75 art.	1 - 75 art.
80 x 100 x h 31	92 x 117 x h 38	115 x 140 x h 50	150 x 60 x h 35	188 x 68 x h 34
			70	77

Cables

24 V DC / 220-240 V AC | Cable with F-connector



BB **99216** Conn. F.4 pin M12 (L 1 m)
BB **89190** Conn. F.4 pin M12 (L 5 m)
suitable for: Orma RGBW

24 V DC / 220-240 V AC | Cable with M-connector



BB **98476** Conn. M.4 pin M12 (L 1 m)
BB **98477** Conn. M.4 pin M12 (L 5 m)
suitable for: Orma RGBW

24 V DC 220-240V AC | Extension cable with M+F connectors



BB **98437** Conn M. + F. 4 pin M12 (L 1 m)
BB **98149** Conn M. + F. 4 pin M12 (L 5 m)
BB **89188** Conn M. + F. 4 pin M12 (L 10 m)
suitable for: Orma RGBW



SUELO

THE RANGE

The Suelo family offers a comprehensive range of solutions to meet any design requirement: fixed or adjustable versions; uplights with a reduced flange for flush floor installation or with a flange equipped with an anti-vandal kit; DALI dimmable luminaires. All versions feature the exclusive AquaStop® protection system and are also available with an integrated 24 V converter. The range includes versions equipped with a honeycomb louvre, designed to shield secondary light and reduce direct glare without affecting the quality of the light distribution. For applications requiring the light to be directed onto a specific portion of the wall, the darklight configuration is available. It intercepts part of the beam, reducing direct glare even in close proximity to the light source. The exclusive optical assemblies are engineered to ensure maximum visual comfort while preserving lighting performance. Aluminium or brass body. AISI 316L stainless steel flange.

Aesthetic frame, without visible screws (R collection)



_R
W 2-3
mm **Ø 30**
Pag 775

_R Pro
W 2-3
mm **Ø 35**
Pag 775

_R / _RJ
W 2-3-4,5-5
mm **Ø 64**
Pag 776-777

_R / _R Ww
_RJ
W 2-3-6-8-9
mm **Ø 90**
Pag 778-780

_R
_RJ
W 19-25
mm **Ø 185**
Pag 782

_RF
_RFJ
W 19-25
mm **Ø 180**
Pag 783

Installation with flush flange

Frame with security screws (RX collection)



_RX Pro
W 2-3
mm **Ø 50**
Pag 786

_RX / _RX Ww
_RXJ
W 2-3-6-8-9
mm **Ø 112**
Pag 786-789

_RX / _RX Ww
_RXJ
W 6,5-10-10,8-18
mm **Ø 160**
Pag 791-794

_RX
_RXJ
W 19-25
mm **Ø 185**
Pag 796

_RXF
_RXFJ
W 19-25
mm **Ø 180**
Pag 797

Installation with flush flange

_RX
_RXJ
W 37-44,2
mm **Ø 315**
Pag 798

_RXF
_RXFJ
W 37-44,2
mm **Ø 308**
Pag 799

Installation with flush flange

Frame with security screws (Brass collection)



_Brass
W 8
mm **Ø 120**
Pag 800

Safety systems
We have developed specific safety systems to protect the uplights against corrosion and make them very durable. They also incorporate overvoltage and electrostatic discharge protection, and systems to protect the integrity of the circuits from moisture and internal condensation (AquaStop) formation.

SUELO Ø160 MM: DESIGNED FOR THE PROJECT

Suelo Ø160 represents the most comprehensive platform in the collection in terms of performance, configurations and range of optical distributions. The new aluminium body optimises the installation space and incorporates a special surface treatment that ensures outstanding corrosion resistance and superior long-term durability. The optical system includes Hyper Spot, Ultra Spot, Spot, Flood, Medium Flood, Medium Wide Flood and Asymmetric Wallwasher light distributions, ensuring extremely precise light control in every application. Available with an AISI 316L stainless steel flange or in the Gunmetal finish, Suelo Ø160 combines reliability, build quality and maximum freedom in shaping the lighting effect.



Round
Spot - Flood
Medium Flood
Medium Wide Flood

Round
Adjustable
Spot - Flood
Medium Wide Flood

Round
Wallwasher
Asym. Wallwasher

Round / Round
Adjustable
Hyper Spot

Round / Round
Adjustable
Ultra Spot

HYPER SPOT

The Hyper Spot optical system concentrates light into an exceptionally narrow 3° beam, enabling extremely precise control of the light distribution even over long distances. Designed for the architectural lighting of buildings and façades with significant vertical development, it enhances details, structural elements and specific surfaces while maintaining high luminous intensity and minimizing beam spill. Available in fixed or ±7° adjustable versions, it enables precise aiming and outstanding optical control.



Suelo Round Ø160 mm.
Hyper Spot Optical System.

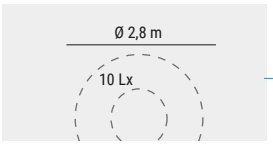

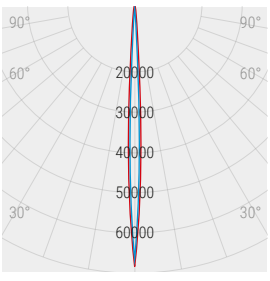

C0/C180 C90/C270
Optic Hyper Spot



SUELO Ø 315 MM & Ø 308 MM MAXIMUM PERFORMANCE MAXIMUM VERSATILITY

The Suelo Ø315 mm and Ø308 mm versions represent the pinnacle of the collection in terms of size and performance, with outputs of up to 48.2 W AC. Available with a comprehensive range of optical distributions and in RGBW configurations, they provide maximum design flexibility for applications requiring outstanding lighting performance. RX models are designed for installations with a raised flange, while RXF models are intended for flush floor installations. Both versions ensure quick and easy installation thanks to a specially designed housing that allows the luminaire to be adjusted on both the horizontal and vertical axes without accessing the optical chamber. The power supply and control unit are fully integrated into the luminaire body.



Suelo_RXJ / RXFJ Standard



Suelo_RXJ / RXFJ Optics 06



Suelo_RXJ / RXFJ Honeycomb



Honeycomb Configuration (HC)
The hexagonal microcells making up the mesh of the Honeycomb filter help to screen the light beam, reducing dazzle while leaving the light quality unaltered.

With Honeycomb





Without Honeycomb







Museo Tuscolano
Scuderie Aldobrandini
Frascati (Roma)

Director of the Museo Tuscolano:
Alfredo Moraci

Photo: Matteo Canestraro





Museo Tuscolano Scuderie Aldobrandini
Frascati (Roma)

Director of the Museo Tuscolano:
Alfredo Moraci

Photo: Matteo Canestraro

Hakka Indenture Museum
Beijing (China)
Project: DnA Design and Architecture



Suelo_R | powerLED



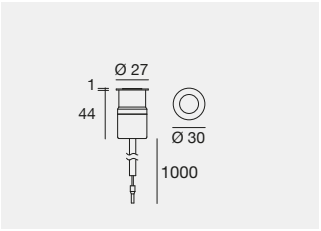

Suelo_R Pro | powerLED



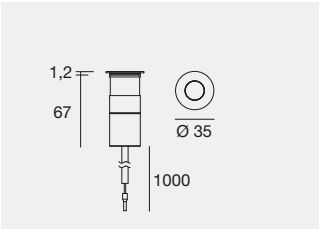

	Fin	Cct	lm S - lm D 2 W	lm S - lm D 3 W	Opt
C.C. - 630 mA 2 W DC - 1000 mA 3 W DC					
C01049	**CH**	**M**	299 - 172	423 - 246	**SP** (10°)
		W	299 - 172	423 - 246	**FL** (21°)
		N	320 - 185	462 - 264	**ML** (32°)
					WF (57°)
					XF (91°)
					DI (Diffused)

Electronics: 2W IP67 **BD** - 3W IP40 **IB** (pag 801) | Recessed casings: (pag 802)

	Fin	Cct	lm S - lm D 2 W	lm S - lm D 3 W	Opt
C.C. - 630 mA 2 W DC - 1000 mA 3 W DC					
C01050	**SA**	**M**	299 - 159	432 - 227	**FL** (22°)
	BM	**W**	299 - 159	432 - 227	**ML** (31°)
		N	320 - 170	462 - 242	**WF** (54°)
					1S (16°x 36°)
					DI (Diffused)
C.C. - 630 mA 2 W DC - 1000 mA 3 W DC					
C01135 HC	**SA**	**M**	299 - 99	432 - 142	**SP** (19°)
	BM	**W**	299 - 99	432 - 142	**FL** (25°)
		N	320 - 106	462 - 152	**MW** (45°)

Electronics: 2W IP67 **BD** - 3W IP40 **IB** (pag 801) | Recessed casings: (pag 802)

		Cct		Opt	
C.V. 24 V DC - 3 W DC					
SA **80441**		**M**	233 - 129	**15**	(22°)
BM **82531**		**W**	249 - 147	**30**	(28°)
		N	266 - 158	**60**	(54°)
				88	(16°x 36°)
				00	(Diffused)
C.V. 24 V DC - 3 W DC					
SA **80442**	HC	**M**	233 - 81	**15**	(19°)
BM **82532**	HC	**W**	249 - 92	**30**	(25°)
		N	266 - 98	**60**	(45°)

Electronics: **DL** (pag 801) | Recessed casings: (pag 802)

Scale 1:1

(SA)

(BM)



* Resistant to temporary immersion.
Not suitable for permanent submerged installation.

Finishes

CH Polished (galvanic) chrome
BM Brass/Aluminium
SA Steel/Aluminium

Cct

M 2700
N 4000
W 3000

Accessories

HC Honeycomb

Suelo_R | powerLED



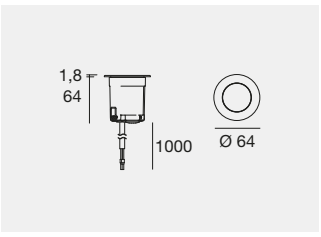

2500 kg * IP68 IK09

	Fin	Cct	lm S - lm D	Opt
C.C. - 630 mA - 2 W DC				
C00074	**SA**	**M**	174 - 158	**US** (4°)
	BM	**W**	186 - 161	
		N	198 - 183	

Electronics: **BD** (pag 801) | Recessed casings: (pag 802)

C.V. - 24 V DC - 3 W DC				
C00103	**SA**	**M**	174 - 158	**US** (4°)
	BM	**W**	186 - 161	
		N	198 - 183	

Electronics: **DL** (pag 801) | Recessed casings: (pag 802)

2500 kg * IP68 IK09

		Cct	lm S - lm D	Opt
C.C. - 500 mA - 4,5 W DC				
SA **76207**		**M**	646 - 345	**20** (20°)
		W	673 - 359	**30** (27°)
		N	711 - 379	**60** (53°)
				88 (23°x 54°)
				00 (Diffused)
C.C. - 500 mA - 4,5 W DC				
SA **76209**	HC	**M**	646 - 219	**20** (20°)
		W	673 - 228	**30** (24°)
		N	711 - 241	**60** (39°)

Electronics: **BW** (pag 801) | Recessed casings: (pag 802)

C.V. - 24 V DC - 5 W DC				
SA **76210**		**M**	646 - 345	**20** (20°)
		W	673 - 359	**30** (27°)
		N	711 - 379	**60** (53°)
				88 (23°x 54°)
				00 (Diffused)
C.V. - 24 V DC - 5 W DC				
SA **76212**	HC	**M**	646 - 219	**20** (20°)
		W	673 - 228	**30** (24°)
		N	711 - 241	**60** (39°)

Electronics: **DB** (pag 801) | Recessed casings: (pag 802)

Suelo_R | powerLED



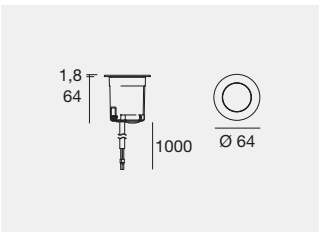

2500 kg * IP68 IK09

		Cct	lm S - lm D	Opt
C.C. - 500 mA - 4,5 W DC				
SA **76208**		**M**	646 - 348	**07** (Asym. Ww)
		W	673 - 363	
		N	711 - 383	

Electronics: **BW** (pag 801) | Recessed casings: (pag 802)

C.V. - 24 V DC - 5 W DC				
SA **76211**		**M**	646 - 348	**07** (Asym. Ww)
		W	673 - 363	
		N	711 - 383	

Electronics: **DB** (pag 801) | Recessed casings: (pag 802)

* Resistant to temporary immersion.
Not suitable for permanent submerged installation.

Suelo_RJ | powerLED



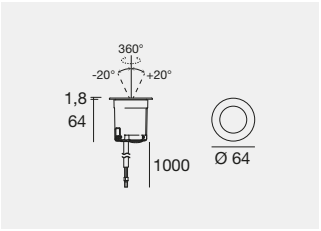

	Cct	lm S - lm D	Opt
C.C. - 500 mA - 4,5 W DC			
SA **76221**	**M**	646 - 345	**20** (20°)
BM **76222**	**W**	673 - 359	**30** (26°)
	N	711 - 379	**60** (53°)

Electronics: **BW** (pag 801) | Recessed casings: (pag 802)

C.V. - 24 V DC - 5W DC			
SA **76223**	**M**	646 - 345	**20** (20°)
BM **76224**	**W**	673 - 359	**30** (26°)
	N	711 - 379	**60** (53°)

Electronics: **DB** (pag 801) | Recessed casings: (pag 802)

Suelo_R | powerLED | 220-240 V AC



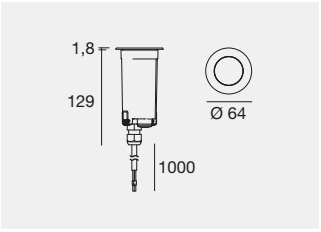

	Fin	Cct	lm S - lm D	Opt
C.C. - 2 W DC - 2,5 W AC				
C00083	SA	**M**	174 - 158	**US** (4°)
	BM	**W**	186 - 161	
		N	198 - 183	

Recessed casings: (pag 802)

Suelo_R | powerLED | 220-240 V AC



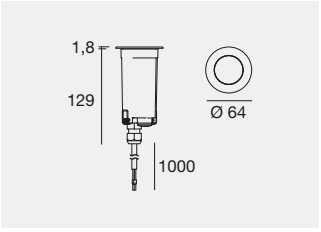

		Cct	lm S - lm D	Opt
C.C. - 4,5 W DC - 5,9 W AC				
SA **76213**		**M**	646 - 345	**20** (20°)
		W	673 - 359	**30** (27°)
		N	711 - 379	**60** (53°)
				88 (23°x 54°)
				00 (Diffused)
C.C. - 4,5 W DC - 5,9 W AC				
SA **76214**	HC	**M**	646 - 219	**20** (20°)
		W	673 - 228	**30** (24°)
		N	711 - 241	**60** (39°)

Recessed casings: (pag 802)

Suelo_RJ | powerLED | 220-240 V AC



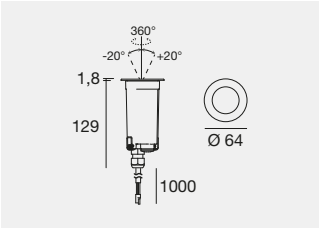

	Cct	lm S - lm D	Opt
C.C. - 4,5 W DC - 5,9 W AC			
SA **76225**	**M**	646 - 345	**20** (20°)
	W	673 - 359	**30** (26°)
	N	711 - 379	**60** (53°)

Recessed casings: (pag 802)

* Resistant to temporary immersion.
Not suitable for permanent submerged installation.

Finishes
SA Steel/Aluminium
BM Brass/Aluminium

Cct
M 2700 **N** 4000
W 3000

Accessories
HC Honeycomb

Suelo_R | powerLED



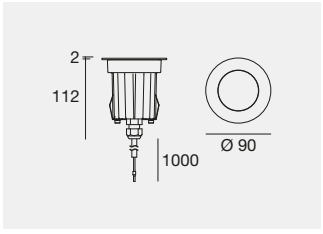

2500 kg * IP68 IK10

	Fin	Cct	lm S - lm D	Opt
C.C. - 630 mA - 2 W DC				
C00075	**SA**	**M**	174 - 149	**HS** (3°)
	BM	**W**	186 - 152	
		N	198 - 172	

Electronics: **BD** (pag 801) | Recessed casings: (pag 802)

C.V. - 24 V DC - 3 W DC			
C00112	**SA**	**M**	174 - 149	**HS** (3°)
	BM	**W**	186 - 152	
		N	198 - 172	

Electronics: **DL** (pag 801) | Recessed casings: (pag 802)

2500 kg * IP68 IK10

		Cct	lm S - lm D	Opt
C.C. - 630 mA - 8 W DC				
SA **80546**		**M**	751 - 613	**06** (9°)
		W	751 - 613	
		N	811 - 663	
C.C. - 220 mA - 8 W DC				
SA **76701**		**M**	1153 - 891	**15** (15°)
		W	1203 - 931	**30** (26°)
		N	1235 - 953	**60** (50°)
				88 (15°x 47°)
				00 (Diffused)
C.C. - 630 mA - 8 W DC				
SA **80547**	HC	**M**	751 - 470	**06** (9°)
		W	751 - 470	
		N	811 - 507	
C.C. - 220 mA - 8 W DC				
SA **76702**	HC	**M**	1153 - 694	**15** (14°)
		W	1203 - 725	**30** (24°)
		N	1235 - 743	**60** (43°)

Electronics: 630 mA **BU** - 220 mA **BF** (pag 801) | Recessed casings: (pag 802)

C.V. - 24 V DC - 9 W DC			
SA **80550**	**M**	751 - 613	**06** (9°)
	W	751 - 613	
	N	811 - 663	
C.V. - 24 V DC - 9 W DC			
SA **76703**	**M**	1288 - 891	**15** (15°)
	W	1344 - 931	**30** (26°)
	N	1380 - 954	**60** (50°)
			88 (15°x 47°)
			00 (Diffused)
C.V. - 24 V DC - 9 W DC			
SA **80551** HC	**M**	751 - 470	**06** (9°)
	W	751 - 470	
	N	811 - 507	
C.V. - 24 V DC - 9 W DC			
SA **76704** HC	**M**	1288 - 694	**15** (14°)
	W	1344 - 725	**30** (24°)
	N	1380 - 743	**60** (43°)

Electronics: **DC** (pag 801) | Recessed casings: (pag 802)

* Resistant to temporary immersion.
Not suitable for permanent submerged installation.

Suelo_R Ww | arrayLED



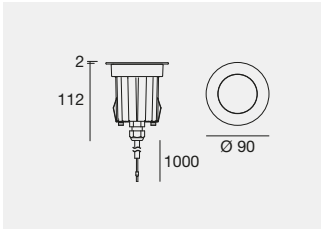

2500 kg * NEW

	Fin	Cct	lm S - lm D	Opt
C.C. - 220 mA - 8 W DC				
C01709	**SA**	**A**	1022 - 200	**WW** (Asym. Ww)
		M	1153 - 225	
C01737	**BM**	**W**	1203 - 235	
		N	1235 - 241	

Electronics: **BF** (pag 801) | Recessed casings: (pag 802)

C.V. - 24 V DC - 9 W DC				
C01710	**SA**	**A**	1022 - 200	**WW** (Asym. Ww)
		M	1153 - 225	
C01743	**BM**	**W**	1203 - 235	
		N	1235 - 241	

Electronics: **DC** (pag 801) | Recessed casings: (pag 802)

Suelo_RJ | powerLED



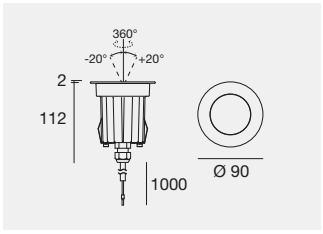

2500 kg * IK10

	Cct	lm S - lm D	Opt
C.C. - 630 mA - 8 W DC			
SA 80576	**M**	751 - 558	**20** (20°)
	W	751 - 558	**30** (30°)
	N	811 - 603	**60** (60°)

Electronics: **BU** (pag 801) | Recessed casings: (pag 802)

C.V. - 24 V DC - 9 W DC			
SA 80578	**M**	751 - 558	**20** (20°)
	W	751 - 558	**30** (30°)
	N	811 - 603	**60** (60°)

Electronics: **DC** (pag 801) | Recessed casings: (pag 802)

Suelo_R | powerLED | 220-240 V AC



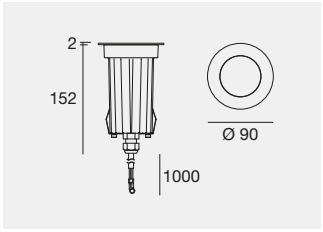

2500 kg * IK10

	Fin	Cct	lm S - lm D	Opt
2 W DC - 2,5 W AC				
C00115	**SA**	**M**	174 - 149	**HS** (3°)
	BM	**W**	186 - 152	
		N	198 - 172	

Recessed casings: (pag 802)

Suelo_R | powerLED | 220-240 V AC



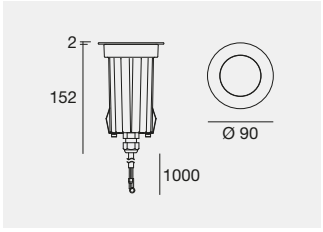

2500 kg * IK10

		Cct	lm S - lm D	Opt
8 W DC - 10,5 W AC				
SA 80554		**M**	846 - 613	**06** (9°)
		W	846 - 613	
		N	913 - 663	
8 W DC - 9 W AC				
SA 76203		**M**	1060 - 891	**15** (15°)
		W	1107 - 931	**30** (26°)
		N	1135 - 954	**60** (50°)
				88 (15°x 47°)
				00 (Diffused)
8 W DC - 10,5 W AC				
SA 80555	HC	**M**	846 - 470	**06** (9°)
		W	846 - 470	
		N	913 - 507	
8 W DC - 9 W AC				
SA 76717	HC	**M**	1060 - 694	**15** (14°)
		W	1107 - 725	**30** (24°)
		N	1135 - 743	**60** (43°)

Recessed casings: (pag 802)

* Resistant to temporary immersion.
Not suitable for permanent submerged installation.

Finishes
SA Steel/Aluminium
BM Brass/Aluminium

Cct
A 2200 **W** 3000
M 2700 **N** 4000

Accessories
HC Honeycomb

Suelo_R | powerLED | RGBW



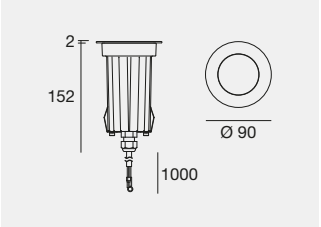

2500 kg | III | IK10 | IP68 * | RGBW

	Cct	Opt
C.C - 630 mA - 8 W DC		
SA **81717**	**V** RGBW (3000 K)	**06** (7°÷ 9°)
	Q RGBW (4000 K)	**15** (10°÷ 19°)
		45 (40°÷ 49°)

Electronics: **CF** (pag 801) | Recessed casings: (pag 802)

Suelo_R Ww | arrayLED | 220-240 V AC



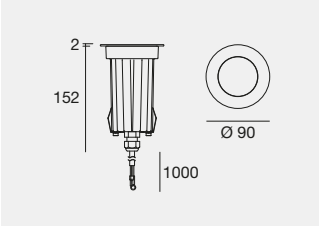

2500 kg | IK09 | IP68 * | NEW

	Fin	Cct	lm S - lm D	Opt
6 W DC - 7 W AC				
C01711	**SA**	**A**	835 - 200	**WW** (Asym. Ww)
		M	941 - 225	
C01738	**BM**	**W**	983 - 235	
		N	1008 - 241	

Recessed casings: (pag 802)

Suelo_RJ | powerLED | 220-240 V AC



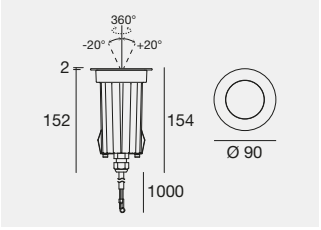

2500 kg | IK10 | IP68 * | III

	Cct	lm S - lm D	Opt
8 W DC - 10 W AC			
SA **80580**	**M**	846 - 558	**20** (20°)
	W	846 - 558	**30** (30°)
	N	913 - 603	**60** (60°)

Recessed casings: (pag 802)



Frantoio Centumbrie Agello, Perugia (Italy)

Architectural design: Architect Gianmarco Balucani
System and lighting design: Prait, Simone Suriani
Designer: Miriam Cinaglia
*Photography:*Matteo Canestraro

* Resistant to temporary immersion.
Not suitable for permanent submerged installation.



CHQ-Building
Dublin (Ireland)

Suelo_R | arrayLED | 220-240 V AC



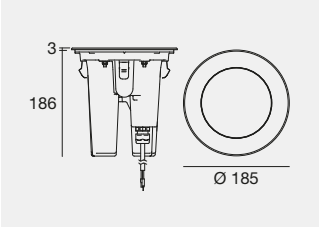

5000 kg IK10 IP68 *

		Cct	lm S - lm D	Opt
19 W DC - 22 W AC				
SA **77111**		**M**	3066 - 2340	**15** (16°)
SA **77112**	HC	**W**	3195 - 2437	**30** (37°)
SA **77113**	DL	**N**	3280 - 2465	**50** (53°)
DALI				
SA **77120**				
SA **77121**	HC			
SA **77122**	DL			

Recessed casings & accessories: (pag 802-803)

Suelo_R | arrayLED | RGBW | 24/48 V DC



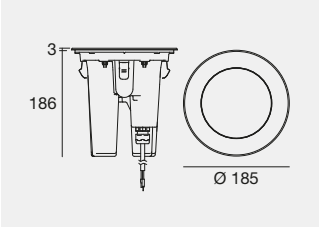



RGBW
Connector

5000 kg III IK10 IP68 * DMX RDM +RGBW

	Fin	Cct	Opt
C.V. - 25 W DC			
C00921	SA	**H** RGBW (2700 K)	**SP** (10°÷ 19°)
		V RGBW (3000 K)	**ML** (30°÷ 39°)
		Q RGBW (4000 K)	**WF** (50°÷ 70°)

Electronics: **AM12** (pag 801) | Recessed casing & accessories: (pag 802-803)

Suelo_RJ | arrayLED | 220-240 V AC



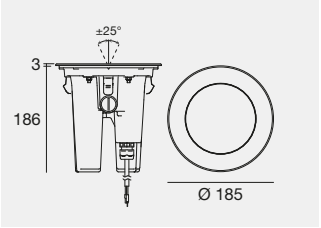

5000 kg IK10 IP68 *

		Cct	lm S - lm D	Opt
19 W DC - 22 W AC				
SA **77129**		**M**	3066 - 2226	**15** (16°)
SA **77130**	HC	**W**	3195 - 2318	**30** (37°)
DALI		**N**	3280 - 2345	**50** (52°)
SA **77135**				
SA **77136**	HC			

Recessed casings & accessories: (pag 802-803)

Suelo_RJ | arrayLED | RGBW | 24/48 V DC



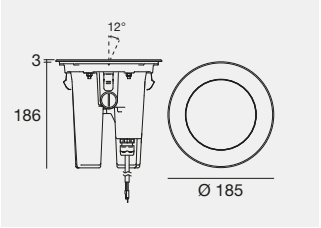



RGBW
Connector

5000 kg III IK10 IP68 * DMX RDM +RGBW

	Fin	Cct	Opt
C.V. - 25 W DC			
C00923	SA	**H** RGBW (2700 K)	**SP** (10°÷ 19°)
		V RGBW (3000 K)	**ML** (30°÷ 39°)
		Q RGBW (4000 K)	**WF** (50°÷ 70°)

Electronics: **AM12** (pag 801) | Recessed casing & accessories: (pag 802-803)

Suelo_R / _RJ: Installation with placing flange



* Resistant to temporary immersion.
Not suitable for permanent submerged installation.

Suelo_RF | arrayLED | 220-240 V AC



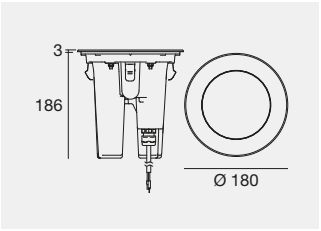

5000 kg IK10 IP68 * MARINE GRADE

		Cct	lm S - lm D	Opt
19 W DC - 22 W AC				
SA **77141**		**M**	3066 - 2340	**15** (16°)
SA **77142**	HC	**W**	3195 - 2437	**30** (37°)
SA **77143**	DL	**N**	3280 - 2465	**50** (53°)
DALI				
SA **77150**				
SA **77151**	HC			
SA **77152**	DL			

Recessed casings & accessories: (pag 802-803)

Suelo_RF | arrayLED | RGBW | 24/48 V DC



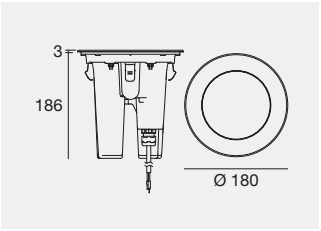



RGBW
Connector

5000 kg III IK10 IP68 * MARINE GRADE DMX RDM +RGBW

	Fin	Cct	Opt
C.V. - 25 W DC			
C00925	SA	**H** RGBW (2700 K)	**SP** (10°÷ 19°)
		V RGBW (3000 K)	**ML** (30°÷ 39°)
		Q RGBW (4000 K)	**WF** (50°÷ 70°)

Electronics: **AM12** (pag 801) | Recessed casing & accessories: (pag 802-803)

Suelo_RFJ | arrayLED | 220-240 V AC



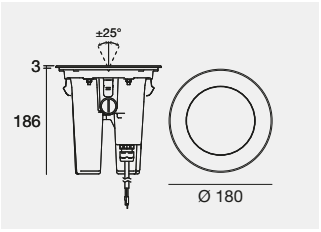

5000 kg IK10 IP68 * MARINE GRADE

		Cct	lm S - lm D	Opt
19 W DC - 22 W AC				
SA **77159**		**M**	3066 - 2226	**15** (16°)
SA **77160**	HC	**W**	3195 - 2318	**30** (37°)
DALI		**N**	3280 - 2345	**50** (52°)
SA **77165**				
SA **77166**	HC			

Recessed casings & accessories: (pag 802-803)

Suelo_RFJ | arrayLED | RGBW | 24/48 V DC



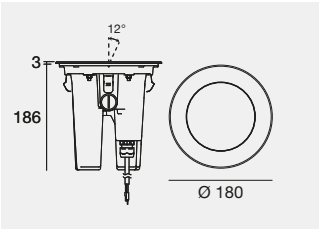



RGBW
Connector

5000 kg III IK10 IP68 * MARINE GRADE DMX RDM +RGBW

	Fin	Cct	Opt
C.V. - 25 W DC			
C00927	SA	**H** RGBW (2700 K)	**SP** (10°÷ 19°)
		V RGBW (3000 K)	**ML** (30°÷ 39°)
		Q RGBW (4000 K)	**WF** (50°÷ 70°)

Electronics: **AM12** (pag 801) | Recessed casing & accessories: (pag 802-803)

Suelo_RF / _RFJ: Installation with flush flange



* Resistant to temporary immersion.
Not suitable for permanent submerged installation.

Finishes
SA Steel/Aluminium

Cct
M 2700 **N** 4000 **V** RGBW 3000
W 3000 **H** RGBW 2700 **Q** RGBW 4000

Accessories
HC Honeycomb
DL Darklight



Palazzo dell'Emiciclo
L'Aquila (Italy)


REGIONALE
CONSIGLIO REGIONALE

Suelo_RX Pro | powerLED



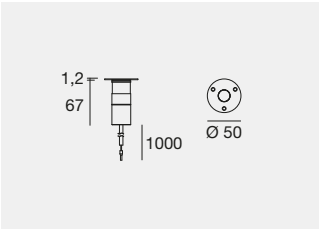

2500 kg | IK09 | IP68 * | NO-GLARE

	Fin	Cct	lm S - lm D	lm S - lm D	Opt
C.C. - 630 mA 2 W DC - 1000 mA 3 W DC			2 W	3 W	
C01051	**SA**	**M**	299 - 172	432 - 227	**FL** (22°)
	BM	**W**	299 - 172	432 - 227	**ML** (31°)
		N	320 - 185	462 - 242	**WF** (54°)
					DI (Diffused)
C.C. - 630 mA 2 W DC - 1000 mA 3 W DC					
C01136 HC	**SA**	**M**	299 - 99	432 - 142	**SP** (19°)
	BM	**W**	299 - 99	432 - 142	**FL** (25°)
		N	320 - 109	462 - 152	**MW** (45°)

Electronics: 2W IP67 **BD** - 3W IP40 **IB** (pag 801) | Recessed casings: (pag 802)

C.V. - 24 V DC - 3 W DC				
SA **80437**	**M**	233 - 121	**15**	(22°)
BM **82540**	**W**	249 - 138	**30**	(31°)
	N	266 - 148	**60**	(54°)
			00	(Diffused)
C.V. - 24 V DC - 3 W DC				
SA **80438** HC	**M**	233 - 76	**15**	(19°)
BM **82541** HC	**W**	249 - 86	**30**	(25°)
	N	266 - 92	**60**	(45°)

Electronics: **DL** (pag 801) | Recessed casings: (pag 802)

IT IS THE MOST ADVERSE CONDITIONS THAT ENHANCE AN EXTRAORDINARY PRODUCT



Suelo_RX | powerLED



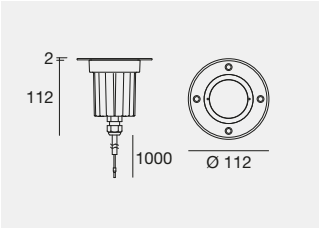

2500 kg | IK10 | IP68 * | NO-GLARE

	Fin	Cct	lm S - lm D	Opt
C.C. - 630 mA - 2 W DC				
C00113	**SA**	**M**	174 - 149	**HS** (3°)
	BM	**W**	177 - 152	
		N	201 - 172	

Electronics: **BD** (pag 801) | Recessed casings: (pag 802)

C.V. - 24 V DC - 3 W DC				
C00114	**SA**	**M**	174 - 149	**HS** (3°)
	BM	**W**	177 - 152	
		N	201 - 172	

Electronics: **DL** (pag 801) | Recessed casings: (pag 802)

* Resistant to temporary immersion.
Not suitable for permanent submerged installation.

Suelo_RX | powerLED



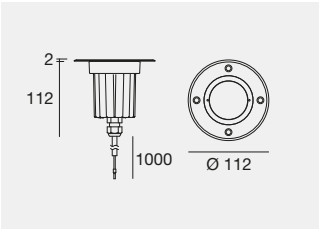

2500 kg * IK10 IP68

		Cct	lm S - lm D	Opt
C.C. - 630 mA - 8 W DC				
SA	**80548**	**M**	751 - 613	**06** (9°)
		W	751 - 613	
		N	811 - 663	
C.C. - 220 mA - 8 W DC				
SA	**76705**	**M**	1153 - 891	**15** (15°)
		W	1207 - 931	**30** (26°)
		N	1235 - 953	**60** (50°)
				88 (15°x 47°)
				00 (Diffused)
C.C. - 630 mA - 8 W DC				
SA	**80549** HC	**M**	751 - 470	**06** (9°)
		W	751 - 470	
		N	811 - 507	
C.C. - 220 mA - 8 W DC				
SA	**76706** HC	**M**	1153 - 694	**15** (14°)
		W	1207 - 725	**30** (24°)
		N	1235 - 743	**60** (43°)

Electronics: 630 mA **BU** - 220 mA **BF** (pag 801) | Recessed casings: (pag 802)

		Cct	lm S - lm D	Opt
C.V. - 24 V DC - 9W DC				
SA	**80552**	**M**	751 - 613	**06** (9°)
		W	751 - 613	
		N	811 - 663	
C.V. - 24 V DC - 9W DC				
SA	**76707**	**M**	1288 - 891	**15** (15°)
		W	1344 - 931	**30** (26°)
		N	1380 - 954	**60** (50°)
				88 (15°x 47°)
				00 (Diffused)
C.V. - 24 V DC - 9W DC				
SA	**80553** HC	**M**	751 - 470	**06** (9°)
		W	751 - 470	
		N	811 - 507	
C.V. - 24 V DC - 9W DC				
SA	**76708** HC	**M**	1288 - 694	**15** (14°)
		W	1344 - 725	**30** (24°)
		N	1380 - 743	**60** (43°)

Electronics: **DC** (pag 801) | Recessed casings: (pag 802)

2500 kg * IK10 IP68 RGBW

		Cct		Opt
C.C. - 630 mA - 8 W DC				
SA	**81718**	**V**	RGBW (3000 K)	**06** (7°÷ 9°)
		Q	RGBW (4000 K)	**15** (10°÷ 19°)
				45 (40°÷ 49°)

Electronics: **CF** (pag 801) | Recessed casings: (pag 802)

* Resistant to temporary immersion.
Not suitable for permanent submerged installation.

Finishes
SA Steel/Aluminium
BM Brass/Aluminium

Cct
M 2700 **N** 4000 **Q** RGBW 4000
W 3000 **V** RGBW 3000

Accessories
HC Honeycomb

Suelo_RX Ww | arrayLED



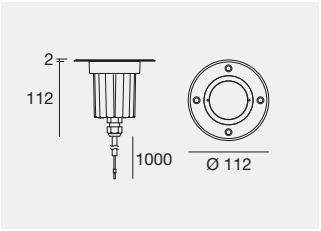

2500 kg | IK09 | IP68 * | NEW

	Fin	Cct	lm S - lm D	Opt
C.C. - 220 mA - 8 W DC				
C01713	**SA**	**A**	1022 - 200	**WW** (Asym. Ww)
		M	1153 - 225	
C01739	**BM**	**W**	1203 - 235	
		N	1235 - 241	

Electronics: **BF** (pag 801) | Recessed casings: (pag 802)

2500 kg | IK09 | IP68 * | NEW

	Fin	Cct	lm S - lm D	Opt
C.V. - 24 V DC - 9 W DC				
C01712	**SA**	**A**	1022 - 200	**WW** (Asym. Ww)
		M	1153 - 225	
C01744	**BM**	**W**	1203 - 235	
		N	1235 - 241	

Electronics: **DC** (pag 801) | Recessed casings: (pag 802)

Suelo_RXJ | powerLED



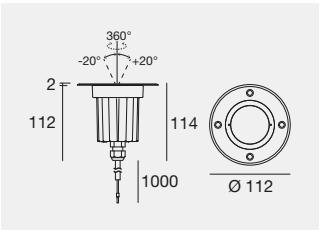

2500 kg | IK10 | IP68 * | | | |

	Cct	lm S - lm D	Opt
C.C. - 630 mA - 8 W DC			
SA **80577**	**M**	751 - 558	**20** (20°)
	W	751 - 558	**30** (30°)
	N	811 - 603	**60** (60°)

Electronics: **BU** (pag 801) | Recessed casings: (pag 802)

	Cct	lm S - lm D	Opt
C.V. - 24 V DC - 9 W DC			
SA **80579**	**M**	751 - 558	**20** (20°)
	W	751 - 558	**30** (30°)
	N	811 - 603	**60** (60°)

Electronics: **DC** (pag 801) | Recessed casings: (pag 802)

* Resistant to temporary immersion.
Not suitable for permanent submerged installation.

Suelo_RX | powerLED | 220-240 V AC



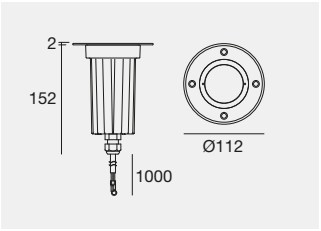

2500 kg IK10 IP68 *

	Fin	Cct	lm S - lm D	Opt
2 W DC - 2,5 W AC				
C00116	**SA**	**M**	174 - 149	**HS** (3°)
	BM	**W**	186 - 152	
		N	198 - 172	

Recessed casings: (pag 802)

Suelo_RX | powerLED | 220-240 V AC



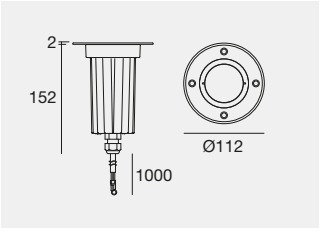

2500 kg IK10 IP68 *

		Cct	lm S - lm D	Opt
8 W DC - 9 W AC				
SA **80556**		**M**	846 - 613	**06** (9°)
		W	846 - 613	
		N	913 - 663	
8 W DC - 9 W AC				
SA **76205**		**M**	1060 - 891	**15** (15°)
		W	1107 - 931	**30** (26°)
		N	1135 - 954	**60** (50°)
				88 (15°x 47°)
				00 (Diffused)
8 W DC - 9 W AC				
SA **80557**	HC	**M**	846 - 470	**06** (9°)
		W	846 - 470	
		N	913 - 507	
8 W DC - 9 W AC				
SA **76721**	HC	**M**	1060 - 694	**15** (14°)
		W	1107 - 725	**30** (24°)
		N	1135 - 743	**60** (43°)

Recessed casings: (pag 802)

Suelo_RX Ww | arrayLED | 220-240 V AC



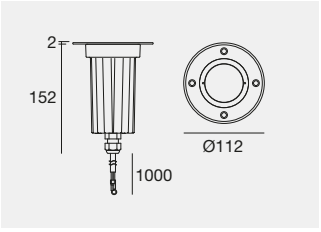

2500 kg IK09 IP68 * NEW

	Fin	Cct	lm S - lm D	Opt
6 W DC - 7 W AC				
C01714	**SA**	**A**	835 - 200	**WW** (Asym. Ww)
		M	941 - 225	
C01740	**BM**	**W**	983 - 235	
		N	1008 - 241	

Recessed casings: (pag 802)

Suelo_RXJ | powerLED | 220-240 V AC



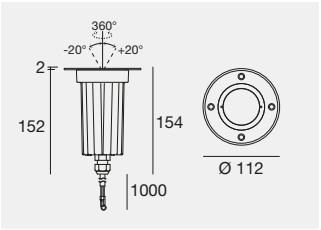

2500 kg IK10 IP68 *

		Cct	lm S - lm D	Opt
8 W DC - 10 W AC				
SA **80581**		**M**	751 - 558	**20** (20°)
BM **82545**		**W**	751 - 558	**30** (30°)
		N	811 - 603	**60** (60°)

Recessed casings: (pag 802)

* Resistant to temporary immersion.
Not suitable for permanent submerged installation.

Finishes	Cct	Accessories
SA Steel/Aluminium	**A** 2200 **W** 3000	HC Honeycomb
BM Brass/Aluminium	**M** 2700 **N** 4000	


i-LED

Suelo_RX | powerLED



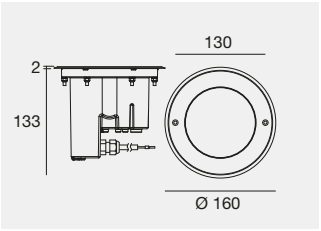

2000 kg | IK09 | IP68 * | NEW

	Fin	Cct	lm S - lm D	Opt
220-240 V AC - 6,5 W DC - 9 W AC				
C01678	**SA**	**M**	588 - 541	**HS** (3°)
	ME	**W**	630 - 579	
		N	699 - 615	

Recessed casings: (pag 802)

2000 kg | III | IK09 | IP68 * | NEW

	Fin	Cct	lm S - lm D	Opt
C.C. - 700 mA - 6,5 W DC				
C01754	**SA**	**M**	588 - 541	**HS** (3°)
	ME	**W**	630 - 579	
		N	699 - 615	

Electronics: **ID** (pag 801) | Recessed casings: (pag 802)

Suelo_RX | powerLED



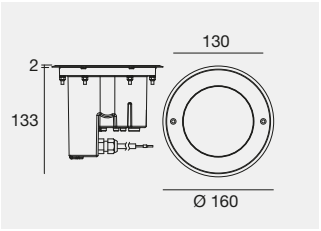

2000 kg | IK09 | IP68 * | NEW

	Fin	Cct	lm S - lm D	Opt
220-240 V AC - 10,8 W DC - 12,3 W AC				
C01679	**SA**	**M**	1116 - 612	**US** (5°)
	ME	**W**	1197 - 656	
		N	1278 - 700	

Recessed casings: (pag 802)

2000 kg | III | IK09 | IP68 * | NEW

	Fin	Cct	lm S - lm D	Opt
C.C. - 400 mA - 10,8 W DC				
C01755	**SA**	**M**	1116 - 612	**US** (5°)
	ME	**W**	1197 - 656	
		N	1278 - 700	

Electronics: **IF** (pag 801) | Recessed casings: (pag 802)

* Resistant to temporary immersion.
Not suitable for permanent submerged installation.

Finishes

SA Steel/Aluminium
ME Gunmetal

Cct

M 2700 **N** 4000
W 3000

Suelo_RX | arrayLED



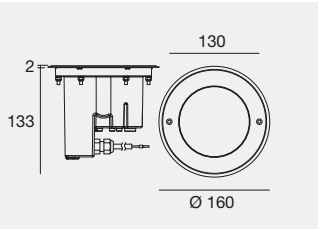



RGBW
Connector

2000 kg | IK09 | IP68 * | NEW

	Fin	Cct	lm S - lm D	Opt
220-240 V AC - 10 W DC - 13 W AC				
C01618	**SA**	**M**	1677 - 1351	**SP** (17°)
	ME	**W**	1750 - 1410	**FL** (25°)
		N	1794 - 1445	**WF** (52°)
C01619 HC	**SA**	**M**	1677 - 1020	**SP** (16°)
	ME	**W**	1750 - 1065	**FL** (24°)
		N	1794 - 1091	**MW** (42°)

Recessed casings: (pag 802)

2000 kg | IK09 | IP68 * | NEW | DALI2

	Fin	Cct	lm S - lm D	Opt
220-240 V AC - 10 W DC - 13 W AC				
DALI2 **C01620**	**SA**	**M**	1677 - 1351	**SP** (17°)
	ME	**W**	1750 - 1410	**FL** (25°)
		N	1794 - 1445	**WF** (52°)
DALI2 **C01621** HC	**SA**	**M**	1677 - 1020	**SP** (16°)
	ME	**W**	1750 - 1065	**FL** (24°)
		N	1794 - 1091	**MW** (42°)

Recessed casings: (pag 802)

2000 kg | IK09 | IP68 * | NEW

	Fin	Cct	lm S - lm D	Opt
C.C. - 300 mA - 10 W DC				
C01637	**SA**	**M**	1677 - 1351	**SP** (17°)
	ME	**W**	1750 - 1410	**FL** (25°)
		N	1794 - 1445	**WF** (52°)
C01638 HC	**SA**	**M**	1677 - 1020	**SP** (16°)
	ME	**W**	1750 - 1065	**FL** (24°)
		N	1794 - 1091	**MW** (42°)

Electronics: **IE** (pag 801) | Recessed casings: (pag 802)

2000 kg | IK09 | IP68 * | NEW | DMX RDM | RGBW

	Fin	Cct	lm S - lm D	Opt
C.C. - 500 mA - 18 W DC				
C01635	**SA**	**V**	RGBW (3000 K)	**SP** (19°)
	ME			**ML** (35°)
				WF (58°)

Electronics: **CT** (pag 801) | Recessed casings & accessories: (pag 802-803)

Suelo_RXJ | powerLED



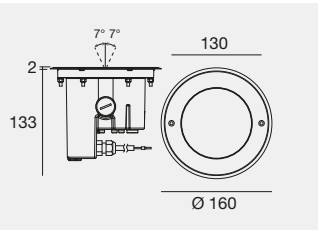

2000 kg | IK09 | IP68 * | NEW

	Fin	Cct	lm S - lm D	Opt
220-240 V AC - 6,5 W DC - 9 W AC				
C01629	**SA**	**M**	588 - 541	**HS** (3°)
	ME	**W**	630 - 579	
		N	699 - 615	

Recessed casings: (pag 802)

2000 kg | IK09 | IP68 * | NEW

	Fin	Cct	lm S - lm D	Opt
C.C. - 700 mA - 6,5 W DC				
C01642	**SA**	**M**	588 - 541	**HS** (3°)
	ME	**W**	630 - 579	
		N	699 - 615	

Electronics: **ID** (pag 801) | Recessed casings: (pag 802)

* Resistant to temporary immersion.
Not suitable for permanent submerged installation.

Suelo_RXJ | powerLED



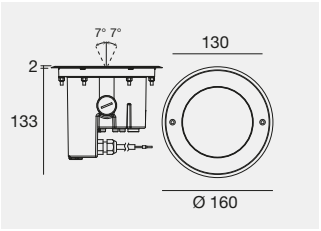

2000 kg * IK09 IP68 NEW

	Fin	Cct	lm S - lm D	Opt
220-240 V AC - 10,8 W DC - 12,3 W AC				
C01634	**SA**	**M**	1116 - 612	**US** (5°)
	ME	**W**	1197 - 656	
		N	1278 - 700	

Recessed casings: (pag 802)

2000 kg * IK09 IP68 NEW

	Fin	Cct	lm S - lm D	Opt
C.C. - 400 mA - 10,8 W DC				
C01643	**SA**	**M**	1116 - 612	**US** (5°)
	ME	**W**	1197 - 656	
		N	1278 - 700	

Electronics: **IF** (pag 801) | Recessed casings: (pag 802)

Suelo_RXJ | arrayLED



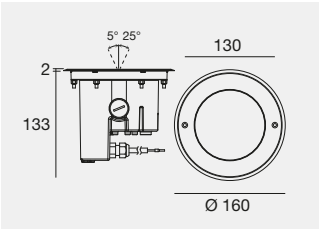

2000 kg * IK09 IP68 NEW

	Fin	Cct	lm S - lm D	Opt
220-240 V AC - 10 W DC - 13 W AC				
C01623	**SA**	**M**	1677 - 1351	**SP** (17°)
	ME	**W**	1750 - 1410	**FL** (25°)
		N	1794 - 1445	**WF** (52°)
C01624 HC	**SA**	**M**	1677 - 1020	**SP** (16°)
	ME	**W**	1750 - 1065	**FL** (24°)
		N	1794 - 1091	**MW** (42°)

Recessed casings: (pag 802)

2000 kg * IK09 IP68 NEW DALI2

	Fin	Cct	lm S - lm D	Opt
220-240 V AC - 10 W DC - 13 W AC				
DALI2	**SA**	**M**	1677 - 1351	**SP** (17°)
C01625	**ME**	**W**	1750 - 1410	**FL** (25°)
		N	1794 - 1445	**WF** (52°)
DALI2	**SA**	**M**	1677 - 1020	**SP** (16°)
C01626 HC	**ME**	**W**	1750 - 1065	**FL** (24°)
		N	1794 - 1091	**MW** (42°)

Recessed casings: (pag 802)

2000 kg * IK09 IP68 NEW

	Fin	Cct	lm S - lm D	Opt
C.C. - 300 mA - 10 W DC				
C01639	**SA**	**M**	1677 - 1351	**SP** (17°)
	ME	**W**	1750 - 1410	**FL** (25°)
		N	1794 - 1445	**WF** (52°)
C01640 HC	**SA**	**M**	1677 - 1020	**SP** (16°)
	ME	**W**	1750 - 1065	**FL** (24°)
		N	1794 - 1091	**MW** (46°)

Electronics: **IE** (pag 801) | Recessed casings: (pag 802)

* Resistant to temporary immersion.
Not suitable for permanent submerged installation.

Finishes	Cct	Accessories
SA Steel/Aluminium	**M** 2700 **N** 4000	HC Honeycomb
ME Gunmetal	**W** 3000	

Suelo_RX Ww | arrayLED



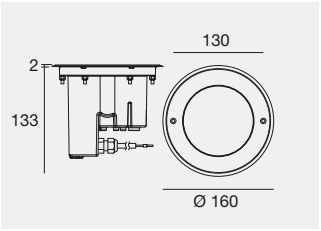



RGBW
Connector

2000 kg * NEW

	Fin	Cct	lm S - lm D	Opt
220-240 V AC - 10 W DC - 13 W AC				
C01627	**SA**	**M**	1779 - 715	**WW** (Asym. Ww)
	ME	**W**	1854 - 747	
DALI2		**N**	1903 - 765	
C01628				

Recessed casings: (pag 802)

2000 kg * NEW

	Fin	Cct	lm S - lm D	Opt
C.C. - 300 mA - 10 W DC				
C01641	**SA**	**M**	1779 - 715	**WW** (Asym. Ww)
	ME	**W**	1854 - 747	
		N	1903 - 765	

Electronics: **IE** (pag 801) | Recessed casings: (pag 802)

2000 kg * NEW

	Fin	Cct	lm S - lm D	Opt
C.C. - 500 mA - 18 W DC				
C01636	**SA**	**V**	RGBW (3000 K)	**WW** (Asym. Ww)
	ME			

Electronics: **CT** (pag 801) | Recessed casings & accessories: (pag 802-803)



* Resistant to temporary immersion.
Not suitable for permanent submerged installation.



Suelo_RX | arrayLED | 220-240 V AC



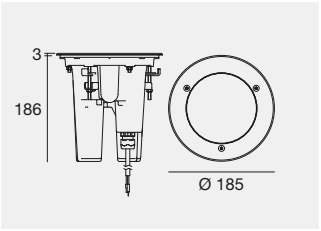

5000 kg IK10 IP68 *

		Cct	lm S - lm D	Opt
19 W DC - 22 W AC				
SA **76116**		**M**	3066 - 2340	**15** (16°)
SA **76117**	HC	**W**	3195 - 2437	**30** (37°)
SA **76118**	DL	**N**	3280 - 2465	**50** (53°)
DALI				
SA **76125**				
SA **76126**	HC			
SA **76127**	DL			

Recessed casing & accessories: (pag 802-803)

Suelo_RX | arrayLED | RGBW | 24/48 V DC



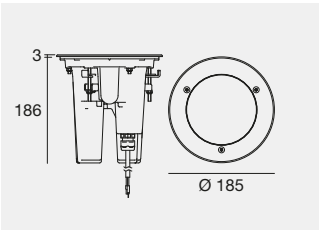



RGBW
Connector

5000 kg III IK10 IP68 *

	Fin	Cct	Opt
C.V. - 25 W DC			
C00920	SA	**H** RGBW (2700 K)	**SP** (10°÷ 19°)
		V RGBW (3000 K)	**ML** (30°÷ 39°)
		Q RGBW (4000 K)	**WF** (50°÷ 70°)

Electronics: **AM12** (pag 801) | Recessed casings & accessories: (pag 802-803)

Suelo_RXJ | arrayLED | 220-240 V AC



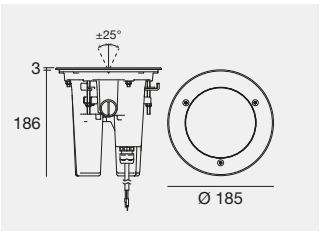

5000 kg IK10 IP68 *

		Cct	lm S - lm D	Opt
19 W DC - 22 W AC				
SA **76134**		**M**	3066 - 2226	**15** (16°)
SA **76135**	HC	**W**	3195 - 2318	**30** (37°)
DALI		**N**	3280 - 2345	**50** (52°)
SA **76140**				
SA **76141**	HC			

Recessed casing & accessories: (pag 802-803)

Suelo_RXJ | arrayLED | RGBW | 24/48 V DC



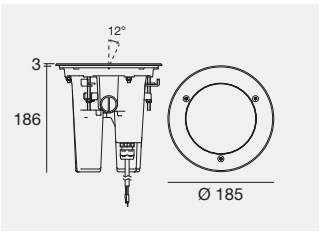



RGBW
Connector

5000 kg III IK10 IP68 *

	Fin	Cct	Opt
C.V. - 25 W DC			
C00922	SA	**H** RGBW (2700 K)	**SP** (10°÷ 19°)
		V RGBW (3000 K)	**ML** (30°÷ 39°)
		Q RGBW (4000 K)	**WF** (50°÷ 70°)

Electronics: **AM12** (pag 801) | Recessed casings & accessories: (pag 802-803)

Suelo_RX / _RXJ: Installation with placing flange



* Resistant to temporary immersion.
Not suitable for permanent submerged installation.

Suelo_RXF | arrayLED | 220-240 V AC



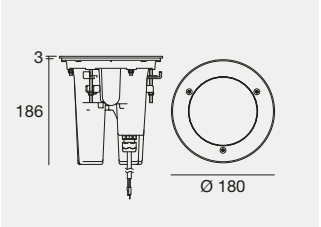

5000 kg IK10 IP68 *

		Cct	lm S - lm D	Opt
19 W DC - 22 W AC				
SA **76146**		**M**	3066 - 2340	**15** (16°)
SA **76147**	HC	**W**	3195 - 2437	**30** (37°)
SA **76148**	DL	**N**	3280 - 2465	**50** (53°)
DALI				
SA **76155**				
SA **76156**	HC			
SA **76157**	DL			

Recessed casing & accessories: (pag 802-803)

Suelo_RXF | arrayLED | RGBW | 24/48 V DC



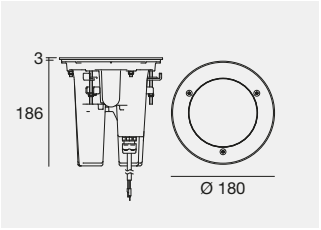



RGBW
Connector

5000 kg III IK10 IP68 * DMX RDM +RGBW

	Fin	Cct		Opt
C.V. - 25 W DC				
C00924	SA	**H**	RGBW (2700 K)	**SP** (10°÷ 19°)
		V	RGBW (3000 K)	**ML** (30°÷ 39°)
		Q	RGBW (4000 K)	**WF** (50°÷ 70°)

Electronics: **AM12** (pag 801) | Recessed casings & accessories: (pag 802-803)

Suelo_RXFJ | arrayLED | 220-240 V AC



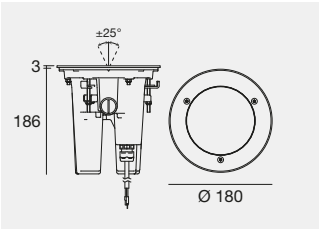

5000 kg IK10 IP68 *

		Cct	lm S - lm D	Opt
19 W DC - 22 W AC				
SA **76164**		**M**	3066 - 2226	**15** (16°)
SA **76165**	HC	**W**	3195 - 2318	**30** (37°)
DALI		**N**	3280 - 2345	**50** (52°)
SA **76170**				
SA **76171**	HC			

Recessed casing & accessories: (pag 802-803)

Suelo_RXFJ | arrayLED | RGBW | 24/48 V DC



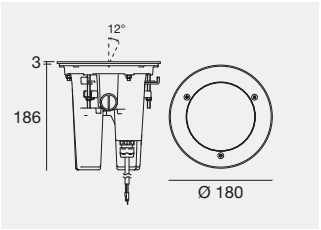



RGBW
Connector

5000 kg III IK10 IP68 * DMX RDM +RGBW

	Fin	Cct		Opt
C.V. - 25 W DC				
C00926	SA	**H**	RGBW (2700 K)	**SP** (10°÷ 19°)
		V	RGBW (3000 K)	**ML** (30°÷ 39°)
		Q	RGBW (4000 K)	**WF** (50°÷ 70°)

Electronics: **AM12** (pag 801) | Recessed casings & accessories: (pag 802-803)

Suelo_RXF / _RXFJ: Installation with flush flange



* Resistant to temporary immersion.
Not suitable for permanent submerged installation.

Finishes	Cct			Accessories	
SA Steel/Aluminium	**M** 2700	**N** 4000	**V** RGBW 3000	HC Honeycomb	
	W 3000	**H** RGBW 2700	**Q** RGBW 4000	DL Darklight	

Suelo_RX | arrayLED | 220-240 V AC



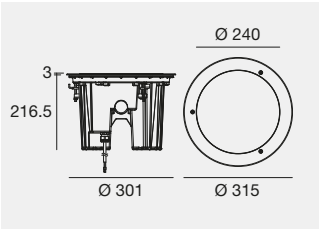

4500 kg * IK10 IP68

		Cct	lm S - lm D	Opt	
44,2 W DC - 48,2 W AC					
SA **83925**		**M**	6958 - 4461	**15**	(19°)
DALI		**W**	7175 - 4595	**30**	(25°)
SA **83928**		**N**	7740 - 4772	**50**	(61°)
SA **83926**	HC	**M**	6958 - 3459	**15**	(17°)
DALI		**W**	7175 - 3559	**30**	(23°)
SA **83929**	HC	**N**	7740 - 3689	**50**	(47°)
SA **83937**		**M**	4776 - 3161	**06**	(7°)
DALI		**W**	4776 - 3161		
SA **83938**		**N**	5160 - 3413		

4500 kg * IK10 IP68 DMX RDM RGBW

	Cct		Opt	
RGBW - 37W DC - 45W AC				
SA **83941**	**V**	RGBW (3000 K)	**15**	(10°÷ 19°)
			30	(30°÷ 39°)

Electronics: **AM4** (pag 801) | Recessed casing & extension cables: (pag 802-803)

Suelo_RXJ | arrayLED | 220-240 V AC



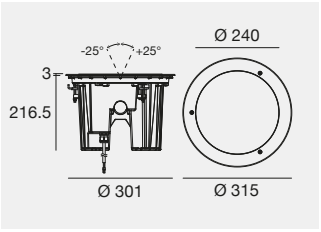

4500 kg * IK10 IP68

		Cct	lm S - lm D	Opt	
44,2 W DC - 48,2 W AC					
SA **82713**		**M**	6958 - 4461	**15**	(19°)
DALI		**W**	7175 - 4595	**30**	(25°)
SA **82716**		**N**	7740 - 4772	**50**	(61°)
SA **82714**	HC	**M**	6958 - 3459	**15**	(17°)
DALI		**W**	7175 - 3559	**30**	(23°)
SA **82717**	HC	**N**	7740 - 3689	**50**	(47°)
SA **82719**		**M**	4776 - 3161	**06**	(7°)
DALI		**W**	4776 - 3161		
SA **82720**		**N**	5160 - 3413		

4500 kg * IK10 IP68 DMX RDM RGBW

	Cct		Opt	
RGBW - 37W DC - 45W AC				
SA **82723**	**V**	RGBW (3000 K)	**15**	(10°÷ 19°)
			30	(30°÷ 39°)

Electronics: **AM4** (pag 801) | Recessed casing & extension cables: (pag 802-803)

Suelo_RX / _RXJ: Installation with placing flange



* Resistant to temporary immersion.
Not suitable for permanent submerged installation.

Suelo_RXF | arrayLED | 220-240 V AC



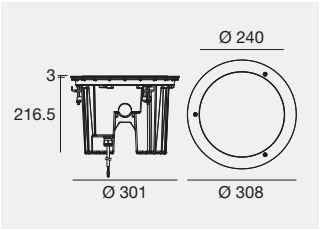

4500 kg * IK10 IP68

		Cct	lm S - lm D	Opt	
44,2 W DC - 48,2 W AC					
SA **83931**		**M**	6958 - 4461	**15**	(19°)
DALI		**W**	7175 - 4595	**30**	(25°)
SA **83934**		**N**	7440 - 4772	**50**	(61°)
SA **83932**	HC	**M**	6958 - 3459	**15**	(17°)
DALI		**W**	7175 - 3559	**30**	(23°)
SA **83935**	HC	**N**	7440 - 3689	**50**	(47°)
SA **83939**		**M**	4776 - 3161	**06**	(7°)
DALI		**W**	4776 - 3161		
SA **83940**		**N**	5160 - 3413		

4500 kg * IK10 IP68 DMX RDM RGBW

	Cct		Opt	
RGBW - 37W DC - 45W AC				
SA **83942**	**V**	RGBW (3000 K)	**15**	(10°÷ 19°)
			30	(30°÷ 39°)

Electronics: **AM4** (pag 801) | Recessed casing & extension cables: (pag 802-803)

Suelo_RXFJ | arrayLED | 220-240 V AC



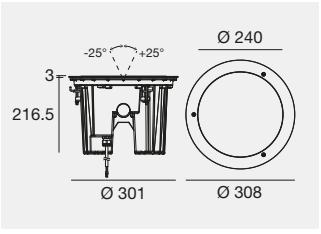

4500 kg * IK10 IP68

		Cct	lm S - lm D	Opt	
44,2 W DC - 48,2 W AC					
SA **83776**		**M**	6958 - 4461	**15**	(19°)
DALI		**W**	7175 - 4595	**30**	(25°)
SA **83779**		**N**	7440 - 4772	**50**	(61°)
SA **83777**	HC	**M**	6958 - 3459	**15**	(17°)
DALI		**W**	7175 - 3559	**30**	(23°)
SA **83780**	HC	**N**	7440 - 3689	**50**	(47°)
SA **82721**		**M**	4776 - 3161	**06**	(7°)
DALI		**W**	4776 - 3161		
SA **82722**		**N**	5160 - 3413		

4500 kg * IK10 IP68 DMX RDM RGBW

	Cct		Opt	
RGBW - 37W DC - 45W AC				
SA **82724**	**V**	RGBW (3000 K)	**15**	(10°÷ 19°)
			30	(30°÷ 39°)

Electronics: **AM4** (pag 801) | Recessed casing & extension cables: (pag 802-803)



* Resistant to temporary immersion.
Not suitable for permanent submerged installation.

Finishes

SA Steel/Aluminium

Cct

M 2700 **N** 4000
W 3000 **V** RGBW 3000

Accessories

HC Honeycomb

Suelo_Brass | powerLED | 220-240 V AC



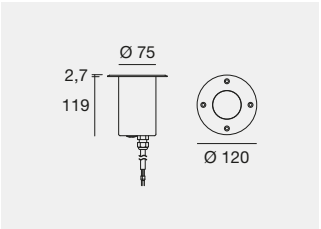

2000 kg

IK09

IP68 *

		Cct	lm S - lm D	Opt
8 W DC - 9 W AC				
BS **82266**		**M**	1153 - 498	**06** (12°)
		W	1203 - 520	
		N	1235 - 533	
BS **82267**		**M**	1153 - 810	**15** (15°)
		W	1203 - 845	**35** (25°)
		N	1235 - 867	**60** (48°)
BS **82268**	HC	**M**	1153 - 399	**06** (11°)
		W	1203 - 416	
		N	1235 - 426	
BS **82269**	HC	**M**	1153 - 629	**15** (14°)
		W	1203 - 657	**35** (22°)
		N	1235 - 674	**60** (39°)

Recessed casings: (pag 802)



* Resistant to temporary immersion.
Not suitable for permanent submerged installation.

Electronics

AM4 | 220 V | DMX/RDM

DMX	**C-E700026**	**98986**	**98985/99390**
Controllers Pag. 1007	DMX/RDM addresser	120 Ohm DMX line closure	Splitter ALLinONE Start & Continuity Pag. 1016

BD | 630 mA | 2 W DC

89420	**C-E200008**	**99186**	**C-E200002**
ON/OFF 1 - 2 art. 74 x 65 x h 27	ON/OFF 3 - 6 art. 135 x 26 x h 26 35	ON/OFF 6 - 12 art. 117 x 92 x h 38	DALI/PUSH 2 - 12 art. 125 x 45 x h 30 55

BU | 630 mA | 8 W DC

C-E200008	**99186**	**C-E200002**
ON/OFF 1 art. 135 x 26 x h 26 35	ON/OFF 2 - 3 art. 117 x 92 x h 38	DALI/PUSH 1 - 3 art. 125 x 45 x h 30 55

CF | 630 mA | 8 W DC

C-E700003+C-W600001	**C-E500024**	**DMX**	**Driver CV**	**Switching**
Dimmer RF 1 - 12 art. 175 x 45 x h 27 52	Dimmer DMX 6 - 12 art. 107 x 96 x h 39	Controllers Pag. 1007	CV 48V Pag. 994	CV 48V Pag. 987-988

DB | 24 V | max. 5 W DC

89488	**89179**	**89359**	**99660**	**83042**	**+ driver 24V DC**	
					99331 150W	**99786** 240W
ON/OFF 1 - 2 art. 80 x 100 x h 31	ON/OFF 1 - 4 art. 92 x 117 x h 38	ON/OFF 1 - 9 art. 115 x 140 x h 50	Dimmer DALI - 0/1-10V 149 x 37 x h 31 48	Dimmer DALI/PUSH 0/1-10V 164 x 38 x h 25 45	1-21 art. 70	1-33 art. 81

DL | 24 V | max. 3 W DC

89488	**89179**	**89359**	**99660**	**83042**	**+ driver 24V DC**	
					99331 150W	**99786** 240W
ON/OFF 1 - 4 art. 80 x 100 x h 31	ON/OFF 1 - 7 art. 92 x 117 x h 38	ON/OFF 1 - 14 art. 115 x 140 x h 50	Dimmer DALI - 0/1-10V 149 x 37 x h 31 48	Dimmer DALI/PUSH 0/1-10V 164 x 38 x h 25 45	1-35 art. 70	1-56 art. 81

ID | 630 mA - 6 W DC | 700 mA - 6,5 W DC

C-E200008	**99186**	**C-E200001**
ON/OFF 630 mA 1 - 2 art. 135 x 26 x h 26 35	ON/OFF 630 mA 2 - 4 art. 97 x 92 x h 38	DALI/PUSH 700 mA 1 - 4 art. 125 x 45 x h 30 55

IF | 400 mA | 10,8 W DC

C-E200022	**C-E200024**
ON/OFF 1 art. 123 x 47 x h 26 57	DALI/PUSH 1 art. 123 x 47 x h 26 57

AM12 | 48 V | DMX/RDM

99784	**DMX**	**C-E700026**	**C-W400004**	**98985/99390**	**98986**
ON/OFF 150W CV 48V 219 x 63 x h 35 80	Controllers Pag. 1007	DMX/RDM addresser	IN&OUT ALLinONE	Splitter ALLinONE Start & Continuity Pag. 1016	120 Ohm DMX line closure

BF | 220 mA | 8 W DC

99342	**C-E200005**
ON/OFF 1 art. 100 x 80 x h 31	DALI/PUSH 1 art. 125 x 45 x h 30 55

BW | 500 mA | 4,5 W DC

C-E200007	**99185**	**C-E200003**
ON/OFF 1 - 2 art. 135 x 26 x h 26 35	ON/OFF 2 - 4 art. 117 x 92 x h 38	DALI/PUSH 1 - 4 art. 125 x 45 x h 30 55

CT | 500 mA | 18 W DC

C-E700003+C-W600001	**C-E500024**	**DMX**	**Driver CV**	**Switching**
Dimmer RF 2 - 4 art. 175 x 45 x h 27 52	Dimmer DMX 2 - 4 art. 107 x 96 x h 39	Controllers Pag. 1007	CV 48V Pag. 994	CV 48V Pag. 987-988

DC | 24 V | max. 9 W DC

89179	**89359**	**99331**	**99660**	**83042**	**+ driver 24V DC**	
					99331 150W	**99786** 240W
ON/OFF 1 - 2 art. 92 x 117 x h 38	ON/OFF 1 - 5 art. 115 x 140 x h 50	ON/OFF 1 - 15 art. 158 x 60 x h 35	Dimmer DALI - 0/1-10V 149 x 37 x h 31 48	Dimmer DALI/PUSH 0/1-10V 164 x 38 x h 25 45	1-11 art. 70	1-18 art. 81

IB | 1000 mA | 3 W DC

C-E200011	**C-E200012**
ON/OFF 1 - 4 art. 79 x 38 x h 25 44	DALI 4 - 15 art. 143 x 80 x h 31 86

IE | 300 mA | 10 W DC

C-E200022	**C-E200024**
ON/OFF 1 art. 123 x 47 x h 26 57	DALI/PUSH 1 art. 123 x 47 x h 26 57

Recessed casings (R collection)



ABS 84918 Recessed casing

suitable for: Suelo_R Ø30 h44



ABS 84936 Recessed casing

suitable for: Suelo_R /_RJ Ø64 h64



ABS 99680 Recessed casing

suitable for: Suelo_R /_R Ww /_RJ Ø90 h112



ABS 83328 * Recessed casing

suitable for: Suelo_R /_RJ Ø185 h186
Suelo_RF /_RFJ Ø180 h186
*To be completed with: 83329 or 83331.

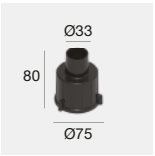

ABS 99684 Recessed casing

suitable for: Suelo_R Pro Ø35 h67



ABS 84935 Recessed casing

suitable for: Suelo_R /_RJ Ø64 h129



ABS 99681 Recessed casing

suitable for: Suelo_R /_R Ww /_RJ Ø90 h152

Recessed casings (RX collection)



ABS 99685 Recessed casing

suitable for: Suelo_RX Pro Ø50 h67



ABS 98122 Recessed casing

suitable for: Suelo_RX /_RX Ww /_RXJ Ø112 h152



ABS 83328 * Recessed casing

suitable for: Suelo_RX /_RXJ Ø185 h186
Suelo_RXF /_RXFJ Ø180 h186
*To be completed with: 83329 or 83331.



ABS 98121 Recessed casing

suitable for: Suelo_RX /_RX Ww / _RXJ Ø112 h112



ABS C-C100039 Recessed casing

suitable for: Suelo_RX /_RX Ww /_RXJ Ø160 h133



ABS 83096 * Recessed casing

suitable for: Suelo_RX /_RXJ Ø315 h216,5
Suelo_RXF /_RXFJ Ø308 h216,5
*To be completed with: 83097 or 83098.

Recessed casings (Brass collection)



ABS 84900 Recessed casing

suitable for: Suelo_Brass Ø120 h119

Accessories and extension cables

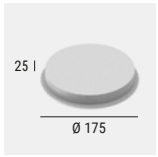

POL 83331 Template for installation with placing flange

suitable for: 83328

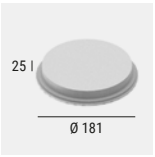

POL 83329 Template for installation with flush flange

suitable for: 83328

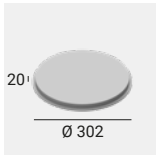

POL 83097 Template for installation with placing flange

suitable for: 83096

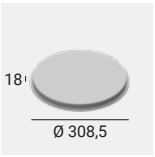

POL 83098 Template for installation with flush flange

suitable for: 83096



ZN 83330 Caseback

suitable for: 83328

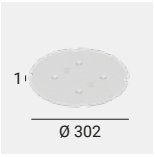

ZN 93099 Caseback

suitable for: 83096



AllinOne DMX 190-250V AC

BB 98662 M. / F. 6 pin (L 1 m)

BB 98663 M. / F. 6 pin (L 5 m)

suitable for: Suelo RGBW 25 W / 37W



AllinOne DMX 190-250V AC

BB 98660 F. 6 pin (L 1m)

BB 98661 F. 6 pin (L 5m)

suitable for: Suelo RGBW 25 W / 37W



PVC 98985 ALLinONE splitter power/DMX_Start splitter

suitable for: Suelo RGBW 25 W / 37W

Pag. 1016



PVC 99390 ALLinONE splitter power/DMX_Continuity splitter

suitable for: Suelo RGBW 25 W / 37W

Pag. 1016



BB C-W400004 T-shaped connector for parallel connection

suitable for: Suelo_RGBW 25W



BB 98986 ALLinONE splitter power/DMX _ DMX line closure adapter

suitable for: Suelo RGBW 37W

Pag. 1016



Frantoio Centumbrie
Agello, Perugia (Italy)

Architectural design:
Architect Gianmarco Balucani

System and lighting design:
Prait, Simone Suriani

Designer:
Miriam Cinaglia

Photography:
Matteo Canestraro

SUELO316

AISI 316L stainless steel body and flange.





Which can be easily adjusted using a slotted screwdriver on the relevant screw, the optic group can be angled from -30°/+30°.



Suelo316_R | powerLED | 350 mA | 1 W DC



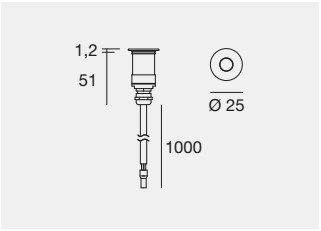

2500 kg | III | C.C. | IK09 | IP68 | MARINE GRADE

	Cct	lm S - lm D	Opt
SE **80432**	**M**	145 - 105	**20** (26°)
	W	154 - 112	**35** (37°)
	N	165 - 120	

Electronics: **BB** (pag 809) | Recessed casings: (pag 809)

Suelo316_R | arrayLED | 350 mA | 3 W DC



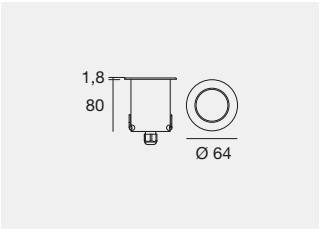

2500 kg | III | C.C. | IK08 | IP68 * | MARINE GRADE

	Cct	lm S - lm D	Opt
SE **76036**	**M**	482 - 377	**15** (15°)
	W	500 - 391	**30** (23°)
	N	526 - 411	**45** (35°)

Electronics: **BN** (pag 809) | Recessed casings: (pag 809)

Suelo316_R | arrayLED | 220-240 V AC | 3 W DC - 4 W AC



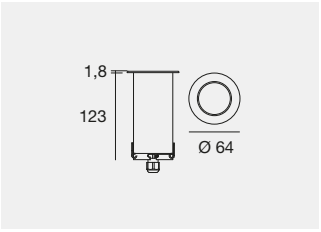

2500 kg | C.C. | IK08 | IP68 * | MARINE GRADE

	Cct	lm S - lm D	Opt
SE **76038**	**M**	482 - 377	**15** (15°)
	W	500 - 391	**30** (23°)
	N	526 - 411	**45** (35°)

Recessed casings: (pag 809)

Suelo316_RJ | arrayLED | 350 mA | 3 W DC



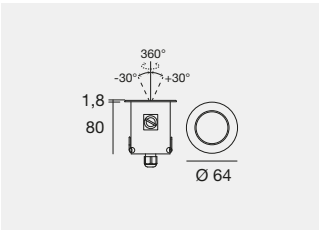

2500 kg | III | C.C. | IK08 | IP68 * | MARINE GRADE

	Cct	lm S - lm D	Opt
SE **76037**	**M**	482 - 280	**15** (19°)
	W	500 - 291	**30** (28°)
	N	526 - 306	**45** (55°)

Electronics: **BN** (pag 809) | Recessed casings: (pag 809)

Suelo316_RJ | arrayLED | 220-240 V AC | 3 W DC - 4 W AC



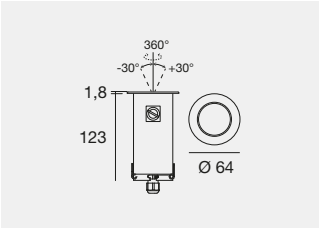

2500 kg | C.C. | IK08 | IP68 * | MARINE GRADE

	Cct	lm S - lm D	Opt
SE **76039**	**M**	482 - 280	**15** (19°)
	W	500 - 291	**30** (28°)
	N	526 - 306	**45** (55°)

Recessed casings: (pag 809)

* Resistant to temporary immersion. Not suitable for permanent submerged installation.

Installation with placing flange (R / RJ)



Finishes

SE Stainless steel

Cct

M 2700 **N** 4000
W 3000

Suelo316_RX | powerLED | 220-240 V AC | 2 W DC - 3 W AC



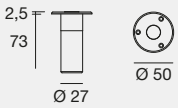

IK09 IP67 2500 kg ID

	Cct	lm S - lm D	Opt
SE 83588	M	233 - 131	08 (10°)
	W	249 - 149	15 (21°)
	N	266 - 159	30 (26°)
			60 (57°)
			00 (Diffused)

Recessed casings: (pag 809)

Suelo316_RX | arrayLED | 220 mA | 7,2 W DC



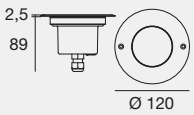

III C.C. IK10 IP68* 3000 kg

	Cct	lm S - lm D	Opt
SE 76040	M	1153 - 705	15 (16°)
	W	1203 - 736	30 (28°)
	N	1235 - 754	60 (60°)

Electronics: **BF** (pag 809) | Recessed casings: (pag 809)

Suelo316_RX | arrayLED | 220-240 V AC | 5,4 W DC - 7W AC



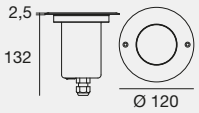

IK10 IP68* 3000 kg

	Cct	lm S - lm D	Opt
SE 76042	M	820 - 545	15 (16°)
	W	856 - 569	30 (28°)
	N	878 - 584	60 (60°)

Recessed casings: (pag 809)

Suelo316_RX | arrayLED | 220-240 V AC | 16,2 W DC - 18 W AC



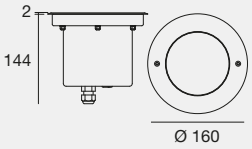

IK10 IP68* 3000 kg

	Cct	lm S - lm D	Opt
SE 76048	M	2574 - 1725	15 (15°)
	W	2683 - 1797	30 (35°)
DALI	N	2754 - 1845	60 (50°)
SE 76074			

Code 76074 power **17 W AC**
Recessed casings: (pag 809)

Suelo316_RXJ | arrayLED | 220-240 V AC | 16,2 W DC - 18 W AC



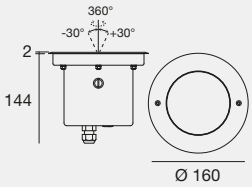

IK10 IP68* 3000 kg

	Cct	lm S - lm D	Opt
SE 76049	M	2574 - 1884	15 (21°)
	W	2683 - 1963	30 (32°)
DALI	N	2754 - 2015	60 (53°)
SE 76075			

Code 76075 power **17 W AC**
Recessed casings: (pag 809)

ID Driver on board

* Resistant to temporary immersion. Not suitable for permanent submerged installation.

Installation with placing flange (RX / RXJ)



Suelo316_RXF | arrayLED | 220 mA | 7,2 W DC



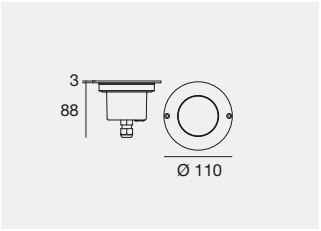

3000 kg * IP68 IK10 C.C.

	Cct	lm S - lm D	Opt
SE 76044	M	1153 - 705	15 (16°)
	W	1203 - 736	30 (28°)
	N	1235 - 754	60 (60°)

Electronics: **BF** (pag 809) | Recessed casings: (pag 809)

Suelo316_RXF | arrayLED | 220-240 V AC | 5,4 W DC - 7W AC



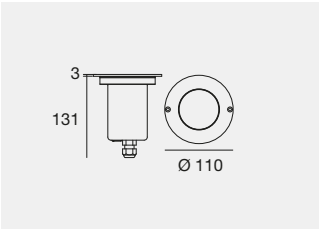

3000 kg * IP68 IK10 C.C.

	Cct	lm S - lm D	Opt
SE 76046	M	820 - 545	15 (16°)
	W	856 - 569	30 (28°)
	N	878 - 584	60 (60°)

Recessed casings: (pag 809)

Suelo316_RXF | arrayLED | 220-240 V AC | 16,2 W DC - 18 W AC



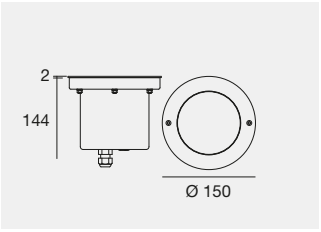

3000 kg * IP68 IK10

	Cct	lm S - lm D	Opt
SE 76050	M	2574 - 1725	15 (15°)
	W	2683 - 1797	30 (35°)
DALI	N	2754 - 1845	60 (50°)
SE 76076			

Code 76076 power **17 W AC**
Recessed casings: (pag 809)

Suelo316_RXFJ | arrayLED | 220-240 V AC | 16,2 W DC - 18 W AC



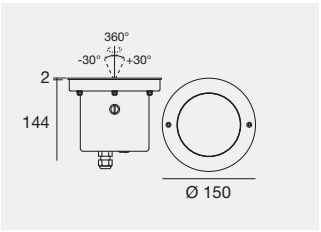

3000 kg * IP68 IK10

	Cct	lm S - lm D	Opt
SE 76051	M	2574 - 1884	15 (21°)
	W	2683 - 1963	30 (32°)
DALI	N	2754 - 2015	60 (53°)
SE 76077			

Code 76077 power **17 W AC**
Recessed casings: (pag 809)

* Resistant to temporary immersion. Not suitable for permanent submerged installation.

Installation with flush flange (RXF / RXFJ)



Finishes

SE Stainless steel

Cct

M 2700 **N** 4000
W 3000



Electronics

BB | 350 mA | 1 W DC

89419	89421	C-E200006	C-E200004
ON/OFF	ON/OFF	ON/OFF	DALI/PUSH
1 - 2 art.	3 - 6 art.	6 - 12 art.	2 - 12 art.
74 x 65 x h 27	74 x 65 x h 27	135 x 26 x h 26	125 x 45 x h 30
		35	55

BN | 350 mA | 3/3,2 W DC

89421	C-E200006	C-E200004
ON/OFF	ON/OFF	DALI/PUSH
1 - 2 art.	2 - 4 art.	1 - 4 art.
74 x 65 x h 27	135 x 26 x h 26	125 x 45 x h 30
	35	55

BF | 220 mA | 8 W DC

99342	C-E200005
ON/OFF	DALI/PUSH
1 art.	1 art.
100 x 80 x h 31	125 x 45 x h 30
	55

Recessed casings R collection



ABS **99676** Recessed casing for installation with placing flange

suitable for: Suelo316_R Ø25 h51



ABS **84936** Recessed casing for installation with placing flange

suitable for: Suelo316_R Ø64 h80
Suelo316_RJ Ø64 h80



ABS **84935** Recessed casing for installation with placing flange

suitable for: Suelo316_R Ø64 h123
Suelo316_RJ Ø64 h123

Recessed casings RX / RXF collection



ABS **99685** Recessed casing for installation with placing flange

suitable for: Suelo316_RX Ø50 h73



ABS **C-C100018** Recessed casing for installation with placing flange

suitable for: Suelo316_RX Ø120 h89
Suelo316_RX Ø120 h132



ABS **98134** Recessed casing for installation with flush flange

suitable for: Suelo316_RXF Ø110 h88
Suelo316_RXF Ø110 h131



ABS **98133** Recessed casing for installation with placing flange or flush flange

suitable for: Suelo316_RX /_RXJ Ø160 h144
Suelo316_RXF /_RXFJ Ø150 h144

Accessories

Connector 2 ways



PVC **84893** IP68 min. 2x0,5 mm^2
max. 2x2,5 mm^2

suitable for: Suelo316

Connector 4 ways

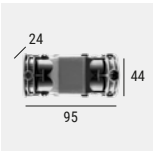

PVC **84894** IP68
max. 4x1,5 mm^2

suitable for: Suelo316



EFFECT LIGHTS



Radisson Hotel
Milan (Italy)

Lighting design project:
Deerns

Architectural project:
Studio Marco Piva

Photography:
Andrea Martiradonna



Effect lights range index

Orma

Orma_IB

815

Orma_AB

815

Orma_Q

816

Orma_QF

816

Xenia

Xenia_A_Blade

819

Xenia_AF_Blade

819

Arcada

Arcada

823

Arcada Pro

823

Myia

Myia

825

Loop66

Loop66

827

Pixie

Pixie_PIXEL

829

Paseo

Paseo_PIXEL

831

Paseo_PIXEL Dark

831

Xenia

Xenia_PIXEL

833

ORMA
BLADE

Aluminium body. AISI 316L stainless steel flange.
Extra-clear tempered glass diffuser.





Orma_IB | Blade | powerLED



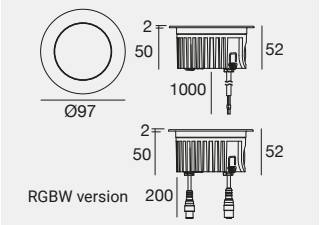

IK10 IP68*

	Cct	lm S - lm D	Opt
C.C. - 630 mA - 8 W DC			
SA **83644**	**M**	696 - 177	**18** (10°x 131° W.Grazing)
	W	744 - 189	
	N	792 - 201	

Electronics: **BU** (pag 816) | Recessed casings: (pag 817)

C.V. - 24 V DC - 9 W DC			
SA **83645**	**M**	696 - 177	**18** (10°x 131° W.Grazing)
	W	744 - 189	
	N	792 - 201	

Electronics: **DC** (pag 816) | Recessed casings: (pag 817)

IK10 IP68*

	Fin	Cct		Opt
RGBW C.C. - 630 mA - 8 W DC				
C00982	**SA**	**H**	RGBW (2700 K)	**3N** (10°x 131° W.Grazing)
		V	RGBW (3000 K)	
		Q	RGBW (4000 K)	

Electronics: **CF** (pag 816) | Recessed casings & Cables: (pag 817)

Orma_AB | Blade | powerLED



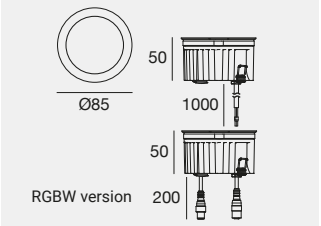

IK10 IP68*

	Cct	lm S - lm D	Opt
C.C. - 630 mA - 8 W DC			
SA **83642**	**M**	696 - 177	**18** (10°x 131° W.Grazing)
	W	744 - 189	
	N	792 - 201	

Electronics: **BU** (pag 816) | Recessed casings: (pag 817)

C.V. - 24 V DC - 9 W DC			
SA **83643**	**M**	696 - 177	**18** (10°x 131° W.Grazing)
	W	744 - 189	
	N	792 - 201	

Electronics: **DC** (pag 816) | Recessed casings: (pag 817)

IK10 IP68*

	Fin	Cct		Opt
RGBW C.C. - 630 mA - 8 W DC				
C00981	**SA**	**H**	RGBW (2700 K)	**3N** (10°x 131° W.Grazing)
		V	RGBW (3000 K)	
		Q	RGBW (4000 K)	

Electronics: **CF** (pag 816) | Recessed casings & Cables: (pag 817)

* Resistant to temporary immersion.
Not suitable for permanent submerged installation.

Orma family

Orma_C _CJ



442-444

Orma_QC _QCJ



446-448

Orma_AJ _IJ



676

Orma_Q _QF



677

Orma_I



743-746

Orma_A



748-751

Orma_F _FO



754-757

Orma_Q _QF



758-763



Finishes

SA Steel/Aluminium

Cct

M 2700 **N** 4000 **V** RGBW 3000
W 3000 **H** RGBW 2700 **Q** RGBW 4000

Orma_Q | Blade | powerLED



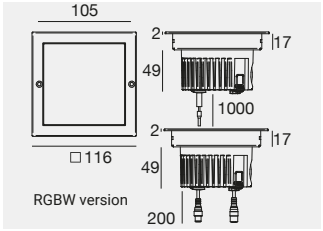

2000 kg | IK10 | IP68 * | MARINE GRADE

	Fin	Cct	lm S - lm D	Opt
C.C. - 630 mA - 8 W DC				
C00966	**SA**	**M**	696 - 177	**3N** (10°x 131° W.Grazing)
		W	744 - 189	
		N	792 - 201	

Electronics: **BU** (pag 816) | Recessed casings: (pag 817)

C.V. - 24 V - 9 W DC				
C00967	**SA**	**M**	696 - 177	**3N** (10°x 131° W.Grazing)
		W	744 - 189	
		N	792 - 201	

Electronics: **DC** (pag 816) | Recessed casings: (pag 817)

2000 kg | IK10 | IP68 * | MARINE GRADE | RGBW

	Fin	Cct	Opt
RGBW C.C. - 630 mA - 8 W DC			
C00980	**SA**	**H** RGBW (2700 K)	**3N** (10°x 131° W.Grazing)
		V RGBW (3000 K)	
		Q RGBW (4000 K)	

Electronics: **CF** (pag 816) | Recessed casings & Cables: (pag 817)

Orma_QF | Blade | powerLED



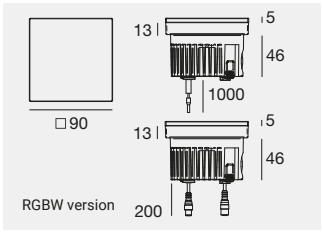

2000 kg | IK10 | IP68 * | MARINE GRADE

	Fin	Cct	lm S - lm D	Opt
C.C. - 630 mA - 8 W DC				
C00964	**GA**	**M**	696 - 177	**3N** (10°x 131° W.Grazing)
		W	744 - 189	
		N	792 - 201	

Electronics: **BU** (pag 816) | Recessed casings: (pag 817)

C.V. - 24 V - 9 W DC				
C00965	**GA**	**M**	696 - 177	**3N** (10°x 131° W.Grazing)
		W	744 - 189	
		N	792 - 201	

Electronics: **DC** (pag 816) | Recessed casings: (pag 817)

2000 kg | IK10 | IP68 * | MARINE GRADE | RGBW

	Fin	Cct	Opt
RGBW C.C. - 630 mA - 8 W DC			
C00978	**GA**	**H** RGBW (2700 K)	**3N** (10°x 131° W.Grazing)
		V RGBW (3000 K)	
		Q RGBW (4000 K)	

Electronics: **CF** (pag 816) | Recessed casings & Cables: (pag 817)

* Resistant to temporary immersion.
Not suitable for permanent submerged installation.

Electronics

BU | 630 mA | 8 W DC

C-E200008	99186	C-E200002
ON/OFF	ON/OFF	DALI/PUSH
1 art.	2 - 3 art.	1 - 3 art.
135 x 26 x h 26	117 x 92 x h 38	125 x 45 x h 30
35		55

DC | 24 V | max. 9 W DC

89179	89359	99331	99660	83042	+ driver 24V DC	
ON/OFF	ON/OFF	ON/OFF	Dimmer	Dimmer DALI/PUSH	99331 150W	99786 240W
1 - 2 art.	1 - 5 art.	1 - 15 art.	DALI - 0/1-10V	0/1-10V	1-11 art.	1-18 art.
92 x 117 x h 38	115 x 140 x h 50	158 x 60 x h 35	149 x 37 x h 31	164 x 38 x h 25		
			48	45	70	81

CF | 630 mA | 8 W DC

C-E700003+C-W600001	C-E500024	DMX	Driver CV	Switching
Dimmer RF	Dimmer DMX	Controllers	CV 48V	CV 48V
1 - 12 art.	6 - 12 art.			
175 x 45 x h 27	107 x 96 x h 39			
52		Pag. 1007	Pag. 994	Pag. 987-988



Cables

24 V DC / 220-240 V AC | Cable with F-connector



BB **99216** Conn. F.4 pin M12 (L 1 m)
BB **89190** Conn. F.4 pin M12 (L 5 m)
suitable for: Orma RGBW

24 V DC / 220-240 V AC | Cable with M-connector



BB **98476** Conn. M.4 pin M12 (L 1 m)
BB **98477** Conn. M.4 pin M12 (L 5 m)
suitable for: Orma RGBW

24 V DC 220-240 V AC | Extension cable with M+F connectors



BB **98437** Conn M. + F. 4 pin M12 (L 1 m)
BB **98149** Conn M. + F. 4 pin M12 (L 5 m)
BB **89188** Conn M. + F. 4 pin M12 (L 10 m)
suitable for: Orma RGBW

Recessed casings



ABS **99651** Recessed casings
suitable for: Orma_IB / Orma_AB



ABS **C-C100003** Recessed casings
suitable for: Orma_QF 90x90



ABS **99563** Recessed casings with anti-vandalism flange
suitable for: Orma_AB



ABS **83410** Recessed casings
suitable for: Orma_Q 116x116

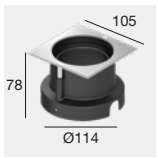

ABS **99856** Recessed casings with anti-vandalism flange
suitable for: Orma_AB



PVC **83235** Suction cup
suitable for: for all Orma

Finishes

BB Black

XENIA
BLADE

Aluminium body.



Xenia_A_Blade | V2 | powerLED



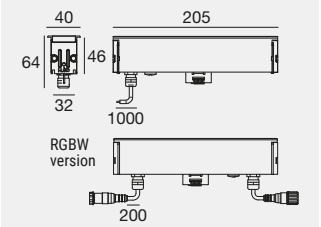

Fin	Cct	lm S - lm D	Opt
500 mA - 6 W DC			
C00690 **AM**	**A**	568 - 222	**3N** (9°x 150° W.Grazing)
	M	604 - 237	
	W	688 - 269	
	N	736 - 288	

Electronics: **BO** (pag 820) | Recessed casings & Accessories: (pag 820)

Fin	Cct	Opt
RGBW - 350 mA - 8 W DC		
C01036 **AM**	**H** RGBW (2700 K)	**3N** (9°x 150° W.Grazing)
	V RGBW (3000 K)	
	Q RGBW (4000 K)	

Electronics: **GB** (pag 820) | Recessed casings & Accessories: (pag 820)

Xenia_AF_Blade | V2 | powerLED



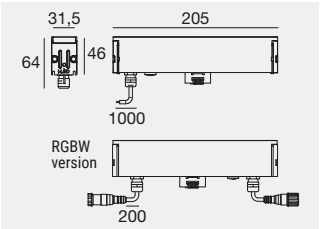

Fin	Cct	lm S - lm D	Opt
500 mA - 6 W DC			
C00691 **AM**	**A**	568 - 222	**3N** (9°x 150° W.Grazing)
	M	604 - 237	
	W	688 - 269	
	N	736 - 288	

Electronics: **BO** (pag 820) | Recessed casings & Accessories: (pag 820)

Fin	Cct	Opt
RGBW - 350 mA - 8 W DC		
C01037 **AM**	**H** RGBW (2700 K)	**3N** (9°x 150° W.Grazing)
	V RGBW (3000 K)	
	Q RGBW (4000 K)	

Electronics: **GB** (pag 820) | Recessed casings & Accessories: (pag 820)

* Resistant to temporary immersion.
Not suitable for permanent submerged installation.

Xenia family



598


Xenia_A_Blade with frame


Xenia_AF_Blade frameless



Finishes

AM Anodised aluminium

Cct

A 2200 **W** 3000 **H** RGBW 2700 **Q** RGBW 4000
M 2700 **N** 4000 **V** RGBW 3000

Recessed casings & Accessories



AM **99933** Recessed casing 205 mm

suitable for: Xenia_A_Blade - Xenia_AF_Blade



AM **99917** 2 x End caps for recessed casing

suitable for: Xenia_AF_Blade



IS **98949** 2 x Fixing brackets 46-67 mm

suitable for: Xenia_AF_Blade



IS **99818** 2 x Fixing springs for false ceiling

suitable for: Xenia_A_Blade



AM **83188** 2 x Line sealing caps

suitable for: Xenia_A_Blade

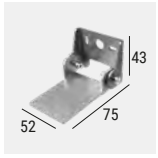

IS **C-F400006** 2 x Fixing brackets

suitable for: Xenia_AF_Blade



IS **C-V500001** 2x Accessory for fixture removal

suitable for: Xenia_AF_Blade



Electronics

BO | 500 mA | 6 W DC

C-E200007	99185	C-E200003
ON/OFF 1 art. 135 x 26 x h 26 35	ON/OFF 2 - 3 art. 117 x 92 x h 38	DALI/PUSH 1 - 3 art. 125 x 45 x h 30 55

GB | 350 mA | 8 W DC

C-E700003+C-W600001	C-E500024	DMX	Driver CV	Switching
Dimmer RF 3 - 6 art. 175 x 45 x h 27 52	Dimmer DMX 3 - 6 art. 107 x 96 x h 39	Controllers Pag. 1007	CV 48V Pag. 994	CV 48V Pag. 987-988



Aria Retreat & SPA / Cima di Porlezza, Como (Italy) / *Architectural design:* R4M Engineering / *Lighting design:* Architect Giorgio Colombo, Light+Arch Consultancy / *Construction:* Quadrio Gaetano Costruzioni S.p.a. / *Contract & Custom Lighting:* Bespoke Lighting Solutions / *Photo:* Andrea Martiradonna

ARCADA

Aluminium body/polycarbonate (Pro).



Arcada | powerLED



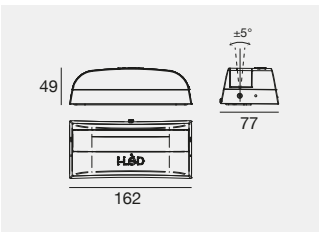

IP65 IK08

	Cct	lm S - lm D	Opt
220-240 V AC - 4 W DC - 6 W AC			
WH **95454**	**M**	580 - 222	**18** (18°x 140° W.Grazing)
BB **95612**	**W**	616 - 235	
GG **95619**	**N**	660 - 252	

III C.C. IP65 IK08

	Cct	lm S - lm D	Opt
630 mA - 8 W DC			
WH **95458**	**M**	932 - 347	**18** (18°x 140° W.Grazing)
BB **95616**	**W**	966 - 360	
GG **95623**	**N**	1064 - 396	

Electronics: **BU** (pag 823)

III C.C. IP65 IK08 +RGB

	Cct		Opt
RGB - 220 mA - 8 W DC			
WH **95749**	**Z**	RGB	**18** (18°x 140° W.Grazing)
BB **95750**			
GG **95751**			

Electronics: **GA** (pag 823)

Arcada Pro | powerLED



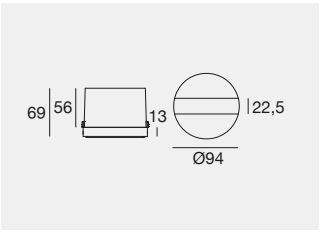

IP65 IK08

	Cct	lm S - lm D	Opt
220-240 V AC - 4 W DC - 5,5 W AC			
WH **84283**	**M**	444 - 103	**18** (4°x 134° W.Grazing)
BB **84284**	**W**	476 - 110	
GG **84285**	**N**	504 - 117	

III C.C. IP65 IK08 +RGBW

	Cct		Opt
RGBW - 350 mA - 4 W DC			
WH **84286**	**V**	RGBW (3000 K)	**18** (4°x 134° W.Grazing)
BB **84287**	**Q**	RGBW (4000 K)	
GG **84288**			

Electronics: **CD** (pag 823)





Electronics

BU | 630 mA | 8 W DC

C-E200008	99186	C-E200002
ON/OFF	ON/OFF	DALI/PUSH
1 art.	2 - 3 art.	1 - 3 art.
135 x 26 x h 26	117 x 92 x h 38	125 x 45 x h 30
35		55

CD | 350 mA | 4 W DC

C-E700003+C-W600001	C-E500024	DMX	Driver CV	Switching
Dimmer RF	Dimmer DMX	Controllers	CV 48V	CV 48V
1 - 12 art.	6 - 12 art.			
175 x 45 x h 27	107 x 96 x h 39	Pag. 1007	Pag. 994	Pag. 987-988
52				

GA | 220 mA | 8 W DC

C-E700003+C-W600001	C-E500024	DMX	Driver CV	Switching
Dimmer RF	Dimmer DMX	Controllers	CV 48V	CV 48V
2 - 3 art.	2 - 3 art.			
175 x 45 x h 27	107 x 96 x h 39	Pag. 1007	Pag. 994	Pag. 987-988
52				

Finishes

WH Text white R9003 GG Text brilliant grey R9006
BB Text black R9005

Cct

M 2700 **N** 4000 **V** RGBW 3000
W 3000 **Z** RGB **Q** RGBW 4000

MYIA

Aluminium body.



Myia | powerLED | 220-240 V AC | 8,4 W DC - 10,5 W AC



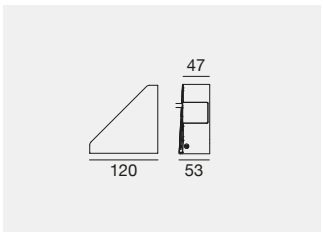

IP65 IK05

		Cct	lm S - lm D	Opt
WH	91596	M	846 - 308	90 (14°x 85° Wall Grazing)
BB	91597	W	846 - 308	
GG	91598			



Finishes

WH Text white R9003 GG Text brilliant grey R9006
BB Text black R9005

Cct

M 2700
W 3000

Effect lights



LOOP66

Aluminium body.

Loop66 | powerLED | 220-240 V AC | 23 W DC - 25 W AC



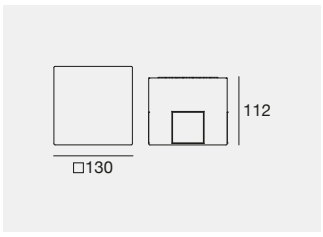

IP65 IK05

		Cct	lm S - lm D	Opt
WH	**97065**	**M**	2796 - 388	**05** (5°)
BB	**97066**	**W**	2988 - 415	
GG	**97067**	**N**	3192 - 443	
DB	**97357**			



Finishes

WH Text white R9003 GG Text brilliant grey R9006
BB Text black R9005 DB Dark brown

Cct

M 2700 **N** 4000
W 3000

Effect lights

PIXIE
PIXEL

Powder-coated, open-pore-anodised aluminium body.
Opalescent PMMA diffuser.



Pixie_PIXEL | topLED | 48V DC | 3,5 W DC



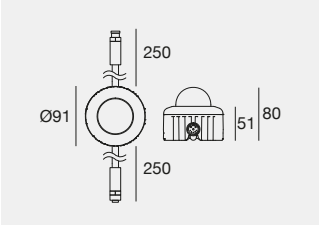

C.V. 48V IP67 IK07

	Cct	Opt
GG 83841	Q RGBW (4000 K)	00 (Diffused)

Accessories and cables: (pag 829)

For cables and power supply/control contact Linea Light support service.

Cables

AllinOne SPI 48 V DC | Cables



BB **83201** Conn. M. 4 pin M12 (L 2,5m)
BB **83202** Conn. F. 4 pin M12 (L 2,5m)
suitable for: Pixie_PIXEL

AllinOne SPI 48 V DC | Extension cables



BB **83199** Conn. M+F 4 pin M12 (L 1m)
BB **83200** Conn. M+F 4 pin M12 (L 5m)
suitable for: Pixie_PIXEL

Accessories



IS **98659** 2 xn Fixing bracket
suitable for: Pixie_PIXEL



IS **98654** Fixing bracket
suitable for: Pixie_PIXEL



IS **98655** Fixing bracket
suitable for: Pixie_PIXEL

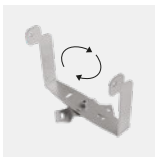

IS **98653** Swivel fixing bracket
suitable for: Pixie_PIXEL





Palazzo Vecchio
Florence (Italy)
Project: Zanon Architetti Associati
Customer:
F - Light in collaboration with
MUSE Firenze (Florence MUSEUMS)
Photo&Video:
Lungimirante Productions

Finishes
GG Text brilliant grey R9006
IS Brushed steel
BB Black

Cct
Q RGBW 4000

Effect lights



PASEO
PIXEL

Polycarbonate body.

Paseo_PIXEL | topLED | 24V DC



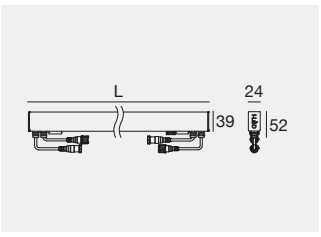

Paseo_PIXEL Dark | topLED | 48V DC



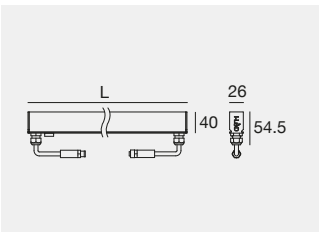

RGBW Pixel available on request

C.V. IP67 IK08 DMX RDM

	Cct		Opt	
L 576 - 9,5 W DC				
PO **81337**	**Z**	RGB	**00**	(Diffused)
L 1152 - 19,5 W DC				
PO **81338**	**Z**	RGB	**00**	(Diffused)

Recessed casing, accessories & cables: (pag 594-596)

For cables and power supply/control contact Linea Light support service.

C.V. 48V IP67 IK08 DMX RDM

	Cct		Opt	
L 594 - 9,5 W DC				
BB **84217**	**Z**	RGB	**00**	(Diffused)
L 1176 - 19,5 W DC				
BB **84218**	**Z**	RGB	**00**	(Diffused)

Accessories: (pag 831)

For cables and power supply/control contact Linea Light support service.

RGB Pixel

Paseo_PIXEL RGB
Lighting performance & engineering

The i-LèD Paseo PIXEL RGB linea system redefines the surrounding landscape through the creation of dynamic lighting effects. Every single RGB LED can be controlled individually, the available versions are: 576mm/594mm with 32 RGB full-color LEDs, or 1152mm/1176mm with 64 RGB full-color LEDs.

Paseo family

Paseo



588



Accessories



IS **Included** Steel fixing brackets included

suitable for: Paseo_PIXEL Dark



IS **83162** Support bracket for wall installation

suitable for: Paseo_PIXEL / Paseo_PIXEL Dark

Finishes

BB Black polycarbonate
IS Brushed steel
PO Opaline polycarbonate

Cct

Z RGB

Effect lights

XENIA
PIXEL

Anodised 6060 aluminium alloy body.



Xenia_PIXEL | topLED | 48 V DC | 9,5 W DC



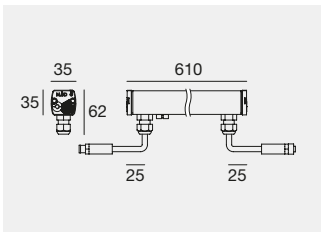

C.V. 48V IP65 IK08 DMX RDM RGB PIXEL

		Cct		Opt	
AM	**82596**	**Z**	RGB	**00**	(Diffused)

Accessories: (pag 833)
For cables and power supply/control contact Linea Light support service.

Xenia_PIXEL | topLED | 48 V DC | 19 W DC



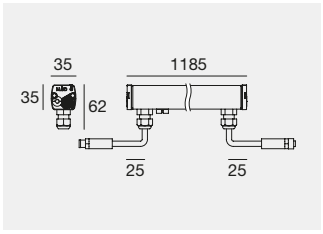

C.V. 48V IP65 IK08 DMX RDM RGB PIXEL

		Cct		Opt	
AM	**82597**	**Z**	RGB	**00**	(Diffused)

Accessories: (pag 833)
For cables and power supply/control contact Linea Light support service.

Xenia family

Xenia



598



Accessories



IS **98949** x2 Fixing brackets 46-67 mm

suitable for: Xenia_PIXEL



IS **89045** x2 Fixing brackets 90 mm
IS **89046** x2 Fixing brackets 150 mm
IS **89047** x2 Fixing brackets 300 mm

suitable for: Xenia_PIXEL



AM **83190** Anti-glaring 595 mm
AM **83191** Anti-glaring 1170 mm

suitable for: Xenia_PIXEL

Finishes

AM Anodised aluminium
IS Brushed steel

Cct

Z RGB



BOLLARDS



Private Villa
Castelfranco Veneto, Treviso (Italy)

Architectural design:
Studio Architetti Associati
Giampietro & Stefano Cinel

Photography:
TheStudio

Bollards range index

Filray

Filray
NEW

843

Filray_M
NEW

843

Filray_SP
NEW

843

Blum

Blum

845

Blum Projector

845

Blum

846

Blum Spike

846

Rolling Sky

Rolling Sky

850

Rolling Sky

850

Bond Pro

Bond Pro
NEW

855

Buzzer

Buzzer
NEW

864-867

Buzzer Pro
NEW

864-867

Buzzer
NEW

868

Buzzer_Q

Buzzer_Q
NEW

875

Ryo

Ryo
NEW

877

Ryo_Pro
NEW

877

Drift

Drift
NEW

884

Apache

Apache

887

Peak

Peak

889

FILRAY



THE BALANCE OF THE INVISIBLE

Filray is a vertical element that moves lightly through the landscape. Its presence is reduced to the essentials, while light creates relationships between pathways, vegetation and architecture. Almost invisible, it allows what truly matters to emerge: materials, shadows, depth and the rhythm of the landscape. It does not seek to dominate the scene, but to make it legible. Light becomes a tool for interpretation, capable of revealing details, suggesting directions and enhancing everything around it.





ONE STRUCTURE.
THREE WAYS TO SHAPE LIGHT.

Filray consists of a slender vertical structure, available in three different configurations: with integrated linear lighting only, with integrated linear lighting and adjustable micro spotlights, or in a version dedicated exclusively to micro spotlights. In the latter configuration, the technical compartment integrated into the profile completely conceals the micro spotlight power cable, preserving the system's clean and essential appearance. All configurations share the same structure with a diameter of only 10 mm, the result of an advanced miniaturization process that has made it possible to integrate a complete lighting unit, specifically designed for outdoor applications, within an extremely compact section.











EVERY DETAIL, IN THE RIGHT DIRECTION

The sliding movement along the rod and the adjustable spotlight head allow precise control of both the light emission point and the beam direction, optimizing light distribution to suit different application requirements.

SUPERIOR VISUAL COMFORT

The light source is recessed within the structure, reducing its direct visibility from lateral viewing angles and minimizing glare, thereby improving visual comfort.

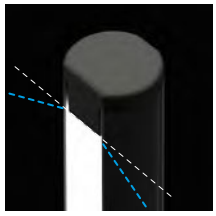







AN ADJUSTABLE ACCENT LIGHT TO HIGHLIGHT EVERY DETAIL

Filray is a system designed to illuminate pathways, gardens, flower beds, courtyards and landscape projects. The ability to combine an integrated linear light with adjustable micro spotlights makes it possible to create different lighting scenarios within a single design language.



POWER SUPPLY CONFIGURATIONS

The system provides two different power supply configurations, depending on the installed modules. The rod with integrated linear light requires a 24 V DC constant voltage (CV) power supply, while the micro spotlights require a constant current (CC) power supply. In both configurations, the drivers must be installed remotely.

FINISHES THAT BLEND WITH THE LANDSCAPE



Natural brass (BS)



Text black (BB)



Dark brown (DB)



Text mattefield green (GR)



Text white (WH)



Text brilliant grey (GG)



Text black grey (BG)

LAMP-CONCEPT.CH

Filray | topLED | Module with integrated light source



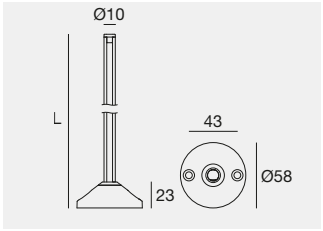

1 m | C.V. | IK07 | IP67 | NEW

	Fin	Cct	lm S - lm D	Opt
L 531 - 24V - 6,3 W DC				
C01843	**AK**	**A**	569 - 81	**DI** (Diffused)
		M	599 - 85	
		W	630 - 90	
		N	662 - 94	
L 1066 - 24V - 13 W DC				
C01844	**AK**	**A**	1178 - 167	**DI** (Diffused)
		M	1240 - 176	
		W	1305 - 185	
		N	1370 - 194	

Electronics: 6,3W **DM** - 13W **DN** (pag 843) | Accessories: (pag 843)

Filray_M | Module with cable passage compartment for spotlight



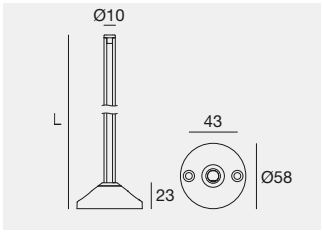

NEW

AK **W-F600031** L 531 mm
AK **W-F600032** L 1066 mm

To be completed with Filray_SP spotlight module

Accessories: (pag 843)

Filray_SP | powerLED | Spotlight module



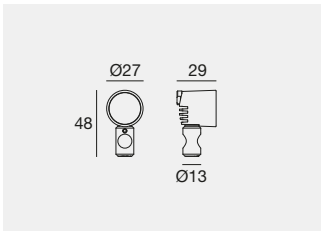

1,5 m | C.C. | IK03 | IP65 | NEW

	Fin	Cct	lm S - lm D	Opt
630 mA - 2W DC				
C01715	**WH**	**A**	176 - 136	**FL** (24°)
	BB	**M**	279 - 216	**ML** (31°)
	GG	**W**	279 - 216	
	BG	**N**	298 - 231	
	GR			
	DB			
	BS			

To be completed with Filray or Filray_M module

Electronics: **BD** (pag 843) | Accessories: (pag 843)

Accessories



PLC **C-F500006** Peg

suitable for: Filray - Filray_M

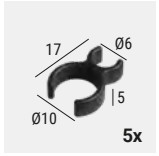

PLC **W-F600033** 5x Cable fixing clip for the Filray_SP module

suitable for: Filray - Filray_M

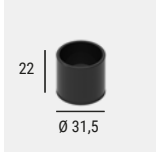

BB **83359** Snoot anti-glare

suitable for: Filray_SP

Electronics

BD | 630 mA | 2 W DC

89420	C-E200008	99186	C-E200002
ON/OFF	ON/OFF	ON/OFF	DALI/PUSH
1 - 2 art.	3 - 6 art.	6 - 12 art.	2 - 12 art.
74 x 65 x h 27	135 x 26 x h 26	117 x 92 x h 38	125 x 45 x h 30
	35		55

DM | 24 V | max. 6,6 W DC

89359	99331	99332	83333	C-E400002
ON/OFF	ON/OFF	0/1-10V	DALI/PUSH	DALI/PUSH
1 - 6 art.	1 - 20 art.	1 - 20 art.	1 - 20 art.	1 - 32 art.
140 x 115 x h 50	158 x 60 x h 35	158 x 60 x h 35	188 x 68 x h 34	188 x 68 x h 34
	70	70	77	77

DN | 24 V | max. 13,6 W DC

89359	99331	99332	83333	C-E400002
ON/OFF	ON/OFF	0/1-10V	DALI/PUSH	DALI/PUSH
1 - 3 art.	1 - 9 art.	1 - 9 art.	1 - 9 art.	1 - 15 art.
140 x 115 x h 50	158 x 60 x h 35	158 x 60 x h 35	188 x 68 x h 34	188 x 68 x h 34
	70	70	77	77

Finishes

WH Text white R9003 | GG Text brilliant grey R9006 | GR Text mattefield green R6031 | BS Natural brass
BB Text black R9005 | BG Text black grey R7021 | AK Anodised black aluminium | DB Dark brown

Cct

A 2200 **W** 3000
M 2700 **N** 4000


BLUM

Blum | powerLED | 220-240 V AC | 1,5 W DC - 1,8 W AC



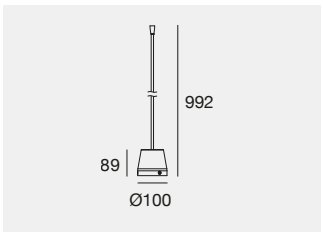

IK08 IP65

	Cct	lm S - lm D	Opt
1 x powerLED			
BN **83875**	**A**	150 - 112	**20** (25°)
	M	170 - 127	**00** (99°)
	W	181 - 135	
	N	203 - 152	

Accessories: (pag 847)

Blum | powerLED | 220-240 V AC | 4,5 W DC - 5,4 W AC



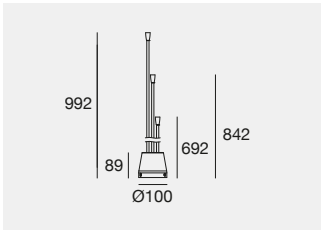

IK08 IP65

	Cct	lm S - lm D	Opt
3 x powerLED			
BN **83879**	**A**	450 - 336	**20** (25°)
	M	510 - 381	**00** (99°)
	W	543 - 405	
	N	609 - 456	

Accessories: (pag 847)

Blum Projector | arrayLED | 220-240 V AC | 4,5 W DC - 5,5 W AC



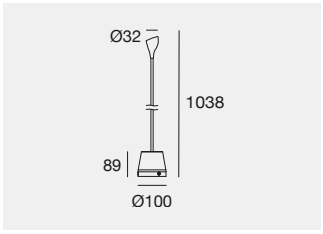

IK08 IP65

	Fin	Cct	lm S - lm D	Opt
1 x powerLED				
C00004	BN	**A**	544 - 418	**SP** (10°÷ 19°)
		M	544 - 418	**FL** (20°÷ 29°)
		W	569 - 458	**WF** (50°÷ 70°)
		N	612 - 471	

Accessories: (pag 847)

Blum Projector | arrayLED | 500 mA | 4,5 W DC



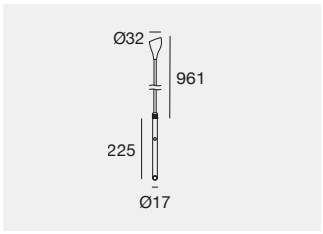

C.C. IK08 IP65

	Fin	Cct	lm S - lm D	Opt
1 x powerLED				
C00006	BN	**A**	544 - 418	**SP** (10°÷ 19°)
		M	544 - 418	**FL** (20°÷ 29°)
		W	569 - 458	**WF** (50°÷ 70°)
		N	612 - 471	

Electronics: **BW** (pag 847) | Accessories: (pag 847)

Blum Projector | arrayLED | 220-240 V AC | 12,2 W DC - 14,2 W AC



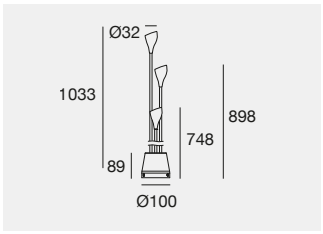

IK08 IP65

	Fin	Cct	lm S - lm D	Opt
3 x powerLED				
C00005	BN	**A**	1494 - 1149	**SP** (10°÷ 19°)
		M	1494 - 1151	**FL** (20°÷ 29°)
		W	1563 - 1204	**WF** (50°÷ 70°)
		N	1680 - 1294	

Accessories: (pag 847)





Blum (83875W20) **Blum Projector (C00004BNWFL)**

PVC/Aluminium body.
PMMA diffuser.

Finishes

BN Matt brown

Cct

A 2200 **W** 3000
M 2700 **N** 4000

Blum | powerLED | 220-240 V AC | 1,5 W DC - 1,8 W AC



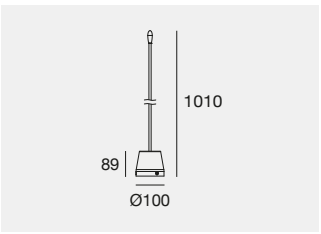

IK08 IP65

	Cct	lm S - lm D	Opt
1 x powerLED			
BN **83876**	**A**	150 - 51	**00** (Diffused)
	M	170 - 57	
	W	181 - 61	
	N	203 - 69	

Accessories: (pag 847)

Blum | powerLED | 220-240 V AC | 4,5 W DC - 5,4 W AC



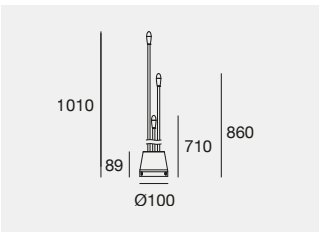

IK08 IP65

	Cct	lm S - lm D	Opt
3 x powerLED			
BN **83880**	**A**	450 - 153	**00** (Diffused)
	M	510 - 171	
	W	543 - 183	
	N	609 - 207	

Accessories: (pag 847)

Blum Spike | powerLED | 220-240 V AC | 1,5 W DC - 1,8 W AC



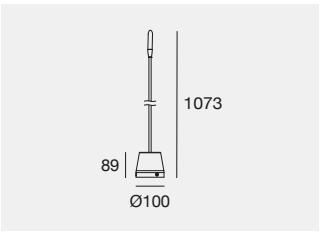

IK08 IP65

	Fin	Cct	lm S - lm D	Opt
1 x powerLED				
C00001	**BN**	**A**	150 - 38	**DI** (Diffused)
		M	170 - 43	
		W	181 - 45	
		N	203 - 51	

Accessories: (pag 847)

Blum Spike | powerLED | 500 mA | 1,5 W DC



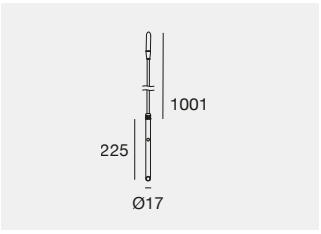

III C.C. IK08 IP65

	Fin	Cct	lm S - lm D	Opt
1 x powerLED				
C00003	**BN**	**A**	150 - 38	**DI** (Diffused)
		M	170 - 43	
		W	181 - 45	
		N	203 - 51	

Electronics: **BC** (pag 847) | Accessories: (pag 847)

Blum Spike | powerLED | 220-240 V AC | 4,5 W DC - 5,4 W AC



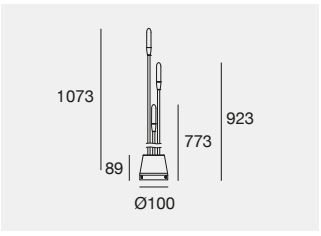

IK08 IP65

	Fin	Cct	lm S - lm D	Opt
3 x powerLED				
C00002	**BN**	**A**	450 - 114	**DI** (Diffused)
		M	510 - 128	
		W	543 - 136	
		N	609 - 153	

Accessories: (pag 847)

PVC/Aluminium body.
PMMA diffuser.



Blum (83876)



Blum Spike (C00001)



Cluny Hill House
Singapore

Architect:
Wallflower Architects

Lighting design:
Light Collab

Photo:
ND Photography

Accessories

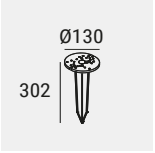

PLC **14931** Peg

suitable for: Blum / Blum Projector / Blum Spike

Electronics

BC | 500 mA | 1,5 W DC

89422	89423	C-E200007	C-E200003
ON/OFF	ON/OFF	ON/OFF	DALI/PUSH
1 - 2 art.	2 - 3 art.	3 - 6 art.	2 - 12 art.
74 x 65 x h 27	74 x 65 x h 27	135 x 26 x h 26	125 x 45 x h 30
		35	55

BW | 500 mA | 4,5 W DC

C-E200007	99185	C-E200003
ON/OFF	ON/OFF	DALI/PUSH
1 - 2 art.	2 - 4 art.	1 - 4 art.
135 x 26 x h 26	117 x 92 x h 38	125 x 45 x h 30
35		55

Finishes

PLC Polycarbonate

ROLLING SKY



RADIANT ELEGANCE FOR A UNIQUE ATMOSPHERE

A collection of outdoor lamps characterized by neutral and elegant shapes. The light projected on the surface creates unique effects, transforming outdoor spaces into suggestive and welcoming environments. The transparency of the material allows for a homogeneous light distribution, offering unparalleled visual comfort. The versatility of Rolling Sky is emphasized by the possibility of composing the diffusers with the light units, allowing the light to be customized and adapted to the needs of the project.



Ø300 - H340 Ø400 - H435 Ø500 - H535



Ø290 - H335 Ø383 - H437 Ø490 - H535

MODULAR SHAPES AND COLOURS



Light module
Dark brown/Black (DB+BB) or Black (BB)

Transparent aesthetic element
Sphere or Amphora

PVC/Aluminium body, PMMA diffuser.

Rolling Sky | topLED | 220-240 V AC | 9 W DC - 10 W AC



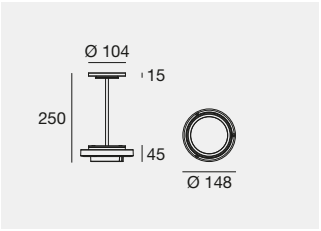

IK07 IP65

	Cct	lm S - lm D	Opt
BB 77099	M	1316 - 300	00 (Asym. 360°)
DK 77100	W	1385 - 322	

suitable for: (Sphere Ø300) **C-D100001** - (Amphora Ø290) **C-D100004**

Accessories: (pag 851)

Rolling Sky | topLED | 220-240 V AC | 15 W DC - 17 W AC



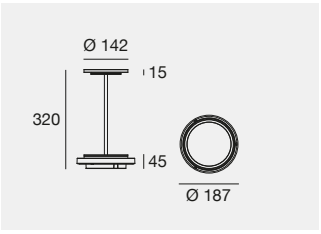

IK07 IP65

	Cct	lm S - lm D	Opt
BB 77101	M	1987 - 470	00 (Asym. 360°)
DK 77102	W	2136 - 505	

suitable for: (Sphere Ø400) **C-D100002** - (Amphora Ø383) **C-D100005**

Accessories: (pag 851)

Rolling Sky | topLED | 220-240 V AC | 20 W DC - 22 W AC



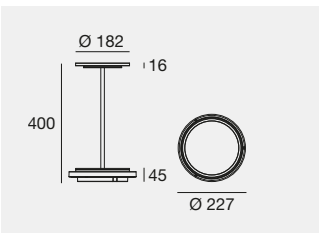

IK07 IP65

	Cct	lm S - lm D	Opt
BB 77103	M	2643 - 547	00 (Asym. 360°)
DK 77104	W	2842 - 588	

suitable for: (Sphere Ø500) **C-D100003** - (Sphere Ø490) **C-D100006**

Accessories: (pag 851)

Rolling Sky | Sphere



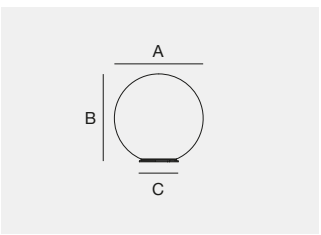

IK07

TR C-D100001	A= Ø300 | B= H300 | C= Ø139	
TR C-D100002	A= Ø400 | B= H395 | C= Ø179	
TR C-D100003	A= Ø500 | B= H495 | C= Ø219	

Rolling Sky | Amphora



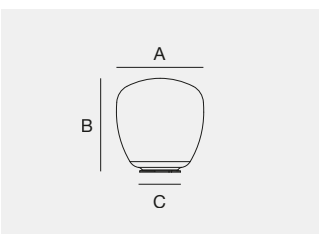

IK07

TR C-D100004	A= Ø290 | B= H295 | C= Ø139	
TR C-D100005	A= Ø383 | B= H397 | C= Ø179	
TR C-D100006	A= Ø490 | B= H495 | C= Ø219	



INSTALLATION POSSIBILITIES

Grass



Floor



Ceiling



Wall



Accessories



PLC 14931 Peg

suitable for: Rolling Sky











BOND PRO



Bond Pro | topLED | 220-240 V AC | 10,8 W DC - 12 W AC



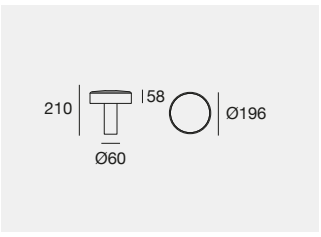

IK07 IP65 NEW

		Cct	lm S - lm D	Opt
L 210				
BB **81098**		**M**	1282 - 551	**00** (Asym. 360°)
DB **81099**		**W**	1350 - 580	
		N	1460 - 627	
L 210 - DALI 2				DALI 2
C01269	BB BB	**M**	1282 - 551	**DI** (Asym. 360°)
	DB DB	**W**	1350 - 580	
		N	1460 - 627	

Accessories: (pag 855)

Bond Pro | topLED | 220-240 V AC | 10,8 W DC - 12 W AC



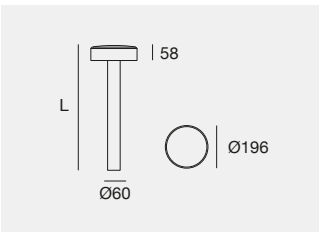

IK07 IP65 NEW

		Cct	lm S - lm D	Opt
L 510				
BB **81102**		**M**	1282 - 551	**00** (Asym. 360°)
DB **81103**		**W**	1350 - 580	
		N	1460 - 627	
L 510 - DALI 2				DALI 2
C01271	BB BB	**M**	1282 - 551	**DI** (Asym. 360°)
	DB DB	**W**	1350 - 580	
		N	1460 - 627	
L 810				
BB **81106**		**M**	1282 - 551	**00** (Asym. 360°)
DB **81107**		**W**	1350 - 580	
		N	1460 - 627	
L 810 - DALI 2				
C01273	BB BB	**M**	1282 - 551	**DI** (Asym. 360°) DALI 2
	DB DB	**W**	1350 - 580	
		N	1460 - 627	

Accessories: (pag 855)



Ergonomic design

The total cut-off effect results from the balance between the recessed position of the light source and the design of the head, conceived as a single optical system. This solution provides unobtrusive illumination designed to integrate seamlessly into the surrounding environment. The emitted light enhances the tapered shape of the luminaire body while providing a circular distribution over the area below. The Bond Pro range is available in three different heights, allowing the luminaire to adapt to a wide variety of application contexts. Aluminium body with polyester powder coating and protective surface pre-treatment. Opal white polyethylene diffuser.

Accessories

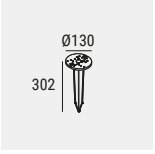

PLC **14931** Peg

suitable for: Bond Pro

Finishes

BB Text black R9005
DB Dark brown
PLC Polycarbonate

Cct

M 2700 **N** 4000
W 3000



BUZZER

856

LAMP-CONCEPT.CH

A BOLLARD THAT REVOLUTIONISES THE CONCEPT OF VISUAL COMFORT WITH ENVELOPING LIGHT AND NO SHADOW AREAS

Buzzer is a collection of bollards designed to illuminate pedestrian and vehicular routes and to integrate seamlessly into contemporary landscape projects. The different configurations available provide high application flexibility, adapting to a variety of outdoor contexts. The light source, fully recessed and integrated into the luminaire head, is completely shielded, ensuring exceptional visual comfort and effective glare control. The 180° and 360° asymmetric light distributions direct the light towards the ground with no upward light spill, while the dedicated optics provide a wide light distribution across the surrounding area, with no shadow zones at the base. Buzzer is available in a wide selection of finishes, up to five depending on the configuration, and in four colour temperatures: 2200K, 2700K, 3000K and 4000K.

Materials
Die-cast aluminium body with powder coating.



Text black grey (BG) | **Text brilliant grey (GG)** | **Dark Brown (DB)**

Buzzer family

Buzzer Pro



908

OPTICAL UNIT WITH 360° ASYMMETRIC LIGHT DISTRIBUTION



360° light



OPTICAL UNIT WITH 180° ASYMMETRIC LIGHT DISTRIBUTION



180° light



BUZZER RANGE



Ø30

H636

Buzzer
2 W DC
On-Off
DALI

Optic
Asym.
360°

Ø70

H87

Buzzer
7 W AC On-Off
Led-Direct

Buzzer Pro
8,5 W AC On-Off

Optic
Asym.
360° - 180°

Ø136

H78

Buzzer Pro
8,5 W AC On-Off

Optic
Asym.
360° - 180°

Ø70

H400/700/900

Buzzer
7 W AC On-Off
Led-Direct

Buzzer Pro
8 W AC On-Off

Optic
Asym.
360° - 180°

Ø120

H145

Buzzer
7 W AC On-Off
Led-Direct

Buzzer Pro
6,5 W DC On-Off - DALI
7,1 W AC On-Off

Optic
Asym.
360° - 180°

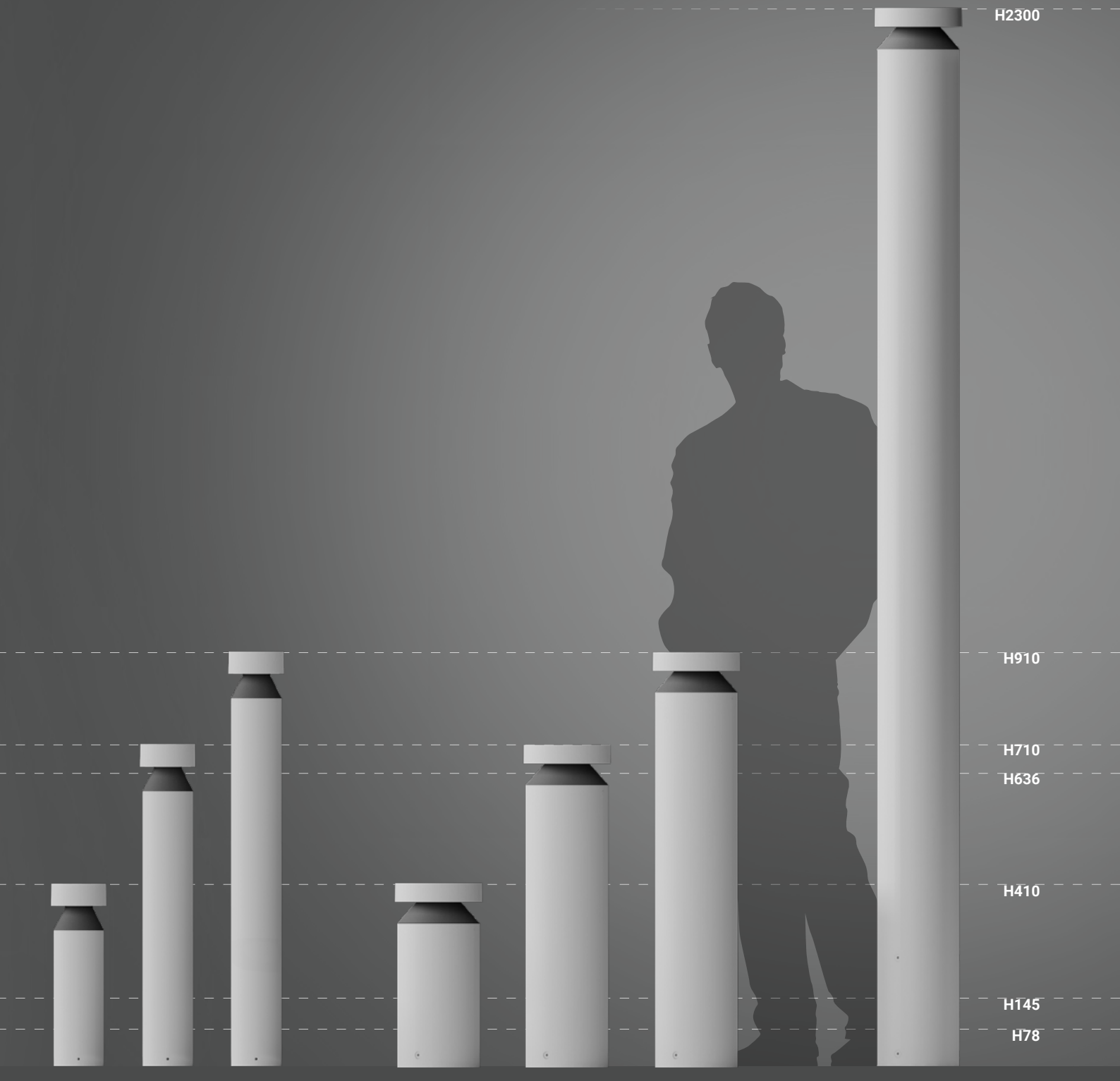

H410/710/910

Buzzer
10 W AC On-Off
Led-Direct

Buzzer Pro
11 W AC On-Off
11 W AC DALI 2

Optic
Asym.
360° - 180°

H400/700/900

Buzzer Pro
20,5 W AC On-Off
20,5 W AC DALI 2

Optic
Asym.
360° - 180°

H2300

Buzzer Pro
20,5 W AC On-Off
20,5 W AC DALI 2

Optic
Asym.
360° - 180°



Grand Hotel Victoria
Menaggio, Como (Italy)

Architectural design: Studio Architettura Franco Pè

Lighting design:
Sacchi Giuseppe Spa, divisione Studio Luce

Installer: MD Impianti

Photo: Marco Reggi











Buzzer | arrayLED-direct | 220-240 V AC



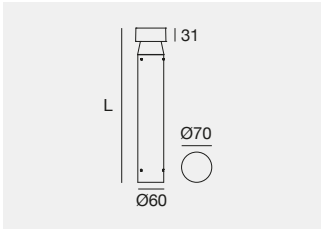

IK10 IP65 BUG Rating 0

LED-DIRECT

	Cct	lm S - lm D	Opt
L 400 - 7 W AC			
BG **76874**	**W**	865 - 137	**00** (Asym. 360°)
GG **76875**	**N**	870 - 138	**18** (Asym. 180°)
DB **76876**			
L 700 - 7 W AC			
BG **76878**	**W**	865 - 137	**00** (Asym. 360°)
GG **76879**	**N**	870 - 138	**18** (Asym. 180°)
DB **76880**			
L 900 - 7 W AC			
BG **76882**	**W**	865 - 137	**00** (Asym. 360°)
GG **76883**	**N**	870 - 138	**18** (Asym. 180°)
DB **76884**			

Accessories: (pag 869)

Buzzer Pro | arrayLED | 220-240 V AC



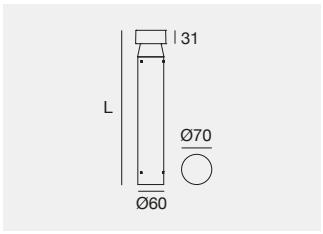

IK10 IP65 BUG Rating 0

	Fin	Cct	lm S - lm D	Opt
L 400 - 6,5 W DC - 8 W AC				
C00007	BG	**A**	835 - 145	**RD** (Asym. 360°)
	GG	**M**	941 - 155	**SR** (Asym. 180°)
	DB	**W**	983 - 162	
		N	1008 - 172	
L 700 - 6,5 W DC - 8 W AC				
C00008	BG	**A**	835 - 145	**RD** (Asym. 360°)
	GG	**M**	941 - 155	**SR** (Asym. 180°)
	DB	**W**	983 - 162	
		N	1008 - 172	
L 900 - 6,5 W DC - 8 W AC				
C00009	BG	**A**	835 - 145	**RD** (Asym. 360°)
	GG	**M**	941 - 155	**SR** (Asym. 180°)
	DB	**W**	983 - 162	
		N	1008 - 172	

Accessories: (pag 869)

Buzzer | arrayLED-direct | 220-240 V AC



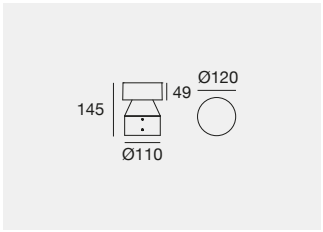

IK09 IP65 MARINE GRADE

LED-DIRECT

	Cct	lm S - lm D	Opt
7 W AC			
BG **76886**	**W**	865 - 220	**00** (Asym. 360°)
GG **76887**	**N**	870 - 221	**18** (Asym. 180°)
DB **76888**			

Accessories: (pag 869)

Buzzer Pro | arrayLED



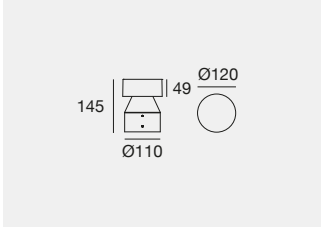

IK09 IP65 MARINE GRADE

	Fin	Cct	lm S - lm D	Opt
C.C. - 350 mA - 6,5 W DC				
C00017	BG	**A**	835 - 237	**RD** (Asym. 360°)
	GG	**M**	941 - 255	**SR** (Asym. 180°)
	DB	**W**	983 - 266	
		N	1008 - 282	

Electronics: **BZ** (pag 869) | Accessories: (pag 869)

IK09 IP65 MARINE GRADE

	Fin	Cct	lm S - lm D	Opt
220-240 V AC - 5,4 W DC - 7,1 W AC				
C00018	BG	**A**	727 - 207	**RD** (Asym. 360°)
	GG	**M**	820 - 222	**SR** (Asym. 180°)
	DB	**W**	856 - 232	
		N	878 - 245	

Accessories: (pag 869)

Buzzer | arrayLED-direct | 220-240 V AC



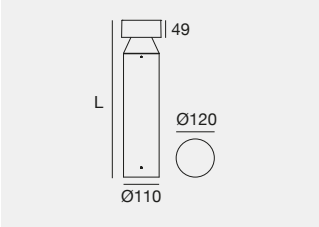

IK09 IP65 BUG Rating 0 *

LED-DIRECT

		Cct	lm S - lm D	Opt
L 410 - 10 W AC				
BG	**76890**	**W**	1065 - 255	**00** (Asym. 360°)
GG	**76891**	**N**	1105 - 264	**18** (Asym. 180°) *
DB	**76892**			
L 710 - 10 W AC				
BG	**76894**	**W**	1065 - 255	**00** (Asym. 360°)
GG	**76895**	**N**	1105 - 264	**18** (Asym. 180°) *
DB	**76896**			
L 910 - 10 W AC				
BG	**76898**	**W**	1065 - 255	**00** (Asym. 360°)
GG	**76899**	**N**	1105 - 264	**18** (Asym. 180°) *
DB	**76900**			

Accessories: (pag 869)

Buzzer Pro | arrayLED | 220-240 V AC



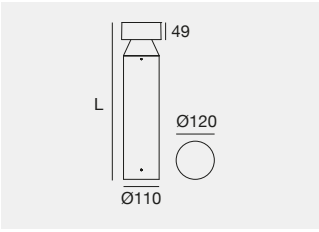

IK09 IP65 BUG Rating 0

	Fin		Cct	lm S - lm D	Opt
L 410 - 9,3 W DC - 11 W AC					
C00011	BG	BG	**A**	1142 - 304	**RD** (Asym. 360°)
	GG	GG	**M**	1288 - 324	**SR** (Asym. 180°)
DALI	DB	DB	**W**	1344 - 337	
C00014			**N**	1380 - 356	
L 710 - 9,3 W DC - 11 W AC					
C00012	BG	BG	**A**	1142 - 304	**RD** (Asym. 360°)
	GG	GG	**M**	1288 - 324	**SR** (Asym. 180°)
DALI	DB	DB	**W**	1344 - 337	
C00015			**N**	1380 - 356	
L 910 - 9,3 W DC - 11 W AC					
C00013	BG	BG	**A**	1142 - 304	**RD** (Asym. 360°)
	GG	GG	**M**	1288 - 324	**SR** (Asym. 180°)
DALI	DB	DB	**W**	1344 - 337	
C00016			**N**	1380 - 356	

Accessories: (pag 869)

Buzzer Pro | arrayLED | 220-240 V AC



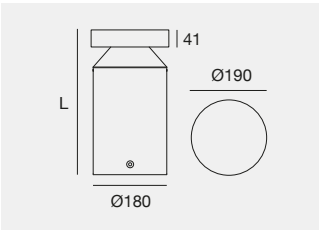

IK09 IP65

	Fin		Cct	lm S - lm D	Opt
L 400 - 18 W DC - 20,5 W AC					
C00022	BG	BG	**A**	2559 - 717	**RD** (Asym. 360°)
	GG	GG	**M**	2907 - 815	**SR** (Asym. 180°)
DALI	DB	DB	**W**	3027 - 849	
C00019			**N**	3106 - 871	
L 700 - 18 W DC - 20,5 W AC					
C00023	BG	BG	**A**	2559 - 717	**RD** (Asym. 360°)
	GG	GG	**M**	2907 - 815	**SR** (Asym. 180°)
DALI	DB	DB	**W**	3027 - 849	
C00020			**N**	3106 - 871	
L 900 - 18 W DC - 20,5 W AC					
C00024	BG	BG	**A**	2559 - 717	**RD** (Asym. 360°)
	GG	GG	**M**	2907 - 815	**SR** (Asym. 180°)
DALI	DB	DB	**W**	3027 - 849	
C00021			**N**	3106 - 871	

Accessories: (pag 869)

Finishes

BG Text black grey R7021
GG Text brilliant grey R9006
DB Dark brown

Cct

A 2200 **W** 3000
M 2700 **N** 4000

Buzzer Pro | arrayLED | 220-240 V AC



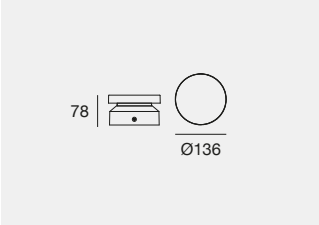

IK09 IP65

	Fin	Cct	lm S - lm D	Opt
7,2 W DC - 8,5 W AC				
C00714	**WH**	**A**	940 - 183	**RD** (Asym. 360°)
	BG	**M**	1060 - 206	
	GG	**W**	1107 - 215	
	DB	**N**	1135 - 221	
	GR			

Accessories: (pag 869)

Buzzer Pro | arrayLED | 220-240 V AC





IK09 IP65

	Fin	Cct	lm S - lm D	Opt
7,2 W DC - 8,5 W AC				
C00713	**WH**	**A**	940 - 183	**SR** (Asym. 180°)
	BG	**M**	1060 - 206	
	GG	**W**	1107 - 215	
	DB	**N**	1135 - 221	
	GR			

Accessories: (pag 869)



Buzzer | Kit relamping | arrayLED-direct | 220-240 V AC



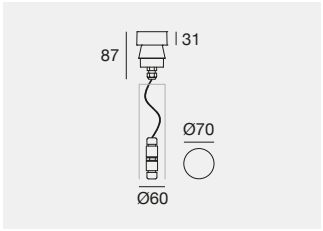

IK10 IP65 BUG Rating 0

LED-DIRECT

	Cct	lm S - lm D	Opt
7 W AC			
BG **77187**	**W**	865 - 137	**00** (Asym. 360°)
GG **77188**	**N**	870 - 138	**18** (Asym. 180°)
DB **77189**			

Suitable for STEEL or ALUMINIUM poles,
Ø60 mm outer diameter, Ø57 mm inner diameter.

Buzzer Pro | Kit relamping | arrayLED | 220-240 V AC



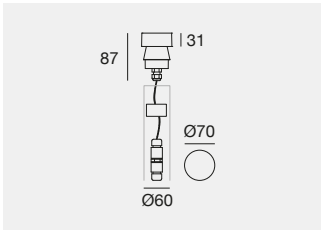

IK10 IP65 BUG Rating 0

	Fin	Cct	lm S - lm D	Opt
6,5 W DC - 8,5 W AC				
C00010	BG	**A**	835 - 145	**RD** (Asym. 360°)
	GG	**M**	941 - 155	**SR** (Asym. 180°)
	DB	**W**	983 - 162	
		N	1008 - 172	

Suitable for STEEL or ALUMINIUM poles,
Ø60 mm outer diameter, Ø57 mm inner diameter.

Buzzer | Kit relamping | arrayLED-direct | 220-240 V AC



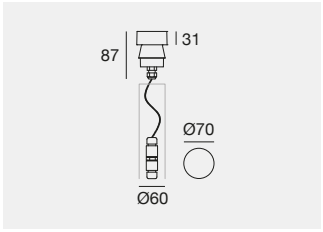

IK10 IP65 BUG Rating 0 NEW

LED-DIRECT

	Fin	Cct	lm S - lm D	Opt
7 W AC				
C01397	BG	**W**	865 - 138	**RD** (Asym. 360°)
	GG	**N**	870 - 138	**SR** (Asym. 180°)
	DB			

Suitable for PVC or FIBREGLASS poles,
Ø60 mm outer diameter, Ø54 mm inner diameter.

Buzzer Pro | Kit relamping | arrayLED | 220-240 V AC



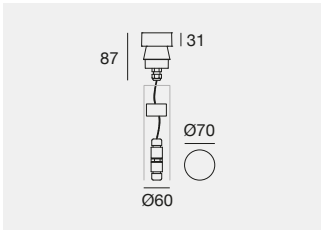

IK10 IP65 BUG Rating 0 NEW

	Fin	Cct	lm S - lm D	Opt
6,5 W DC - 8,5 W AC				
C01398	BG	**A**	835 - 145	**RD** (Asym. 360°)
	GG	**M**	941 - 155	**SR** (Asym. 180°)
	DB	**W**	983 - 162	
		N	1008 - 172	

Suitable for PVC or FIBREGLASS poles,
Ø60 mm outer diameter, Ø54 mm inner diameter.

KIT RELAMPING



Step 01
Remove the
old luminaire

Step 02
Connect the relamping kit using the
dedicated waterproof connector (included)

Step 03
Press-fit the
relamping kit

Finishes

BG Text black grey R7021
GG Text brilliant grey R9006
DB Dark brown

Cct

A 2200 **W** 3000
M 2700 **N** 4000

Buzzer | spike | powerLED | 600 mA | 2 W DC



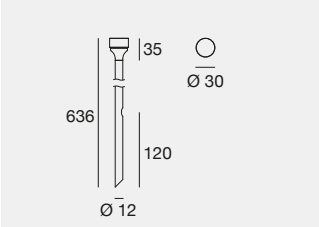

IK09 IP66 NEW

	Fin	Cct	lm S - lm D	Opt
CRI 80				
C01254	**BB**	**A**	176 - 20	**RD** (Asym. 360°)
	BG	**M**	233 - 27	
	GG	**W**	249 - 29	
	DB	**N**	266 - 31	
	GR			

Electronics: **BD** (pag 869)



GG
Text brilliant grey



BG
Text black grey



BB
Text black



GR
Text mattefield green



DB
Dark brown

ALIGNMENT AND COMPOSITIONAL REGULARITY





The spike-mounted version of Buzzer includes an alignment accessory that ensures a neat and uniform installation, even on uneven ground. The accessory stabilises the luminaire and allows precise adjustment of the insertion depth into the ground, ensuring a perfectly uniform installation.



Accessories

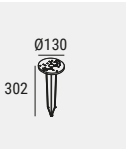

PLC **14931** Peg

suitable for: Buzzer Ø120 (only for h 145)
Buzzer Pro Ø120 (only for h 145) - Buzzer Pro Ø130
Buzzer Pro Ø136

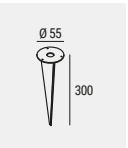

IS **W-F500001** Steel peg 300 mm

suitable for: Buzzer Ø70 - Buzzer Pro Ø70

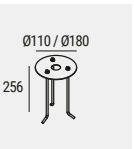

IS **W-F900001** Tie rods Ø110
suitable for: Buzzer / Buzzer Pro Ø120 (not for h 145)

IS **W-F900002** Tie rods Ø180
suitable for: Buzzer Pro Ø190

Electronics

BD | 630 mA | 2 W DC

89420	C-E200008	99186	C-E200002
ON/OFF	ON/OFF	ON/OFF	DALI/PUSH
1 - 2 art.	3 - 6 art.	6 - 12 art.	2 - 12 art.
74 x 65 x h 27	135 x 26 x h 26	117 x 92 x h 38	125 x 45 x h 30
	35		55

BZ | 350 mA | 6,5 W DC

89421	C-E200006	C-E200004
ON/OFF	ON/OFF	DALI/PUSH
1 art.	1 - 2 art.	1 - 2 art.
74 x 65 x h 27	135 x 26 x h 26	125 x 45 x h 30
	35	55

Finishes

PLC Polycarbonate
IS Brushed steel



BUZZER_Q

ADAPTING LIGHT TO THE DESIGN EXPRESSION

Buzzer_Q is a professional bollard for outdoor applications, featuring a high-strength extruded aluminium structure, available in three heights and three finishes: Text Black Grey, Dark Brown, and Text Brilliant Grey. The rectangular section and rigorous proportions define a solid and contemporary aesthetic, designed to integrate harmoniously with architectural and landscape contexts. The recessed light source ensures maximum visual comfort, eliminating any form of glare and providing a soft, controlled light distribution. Two light distributions are available: 180°, ideal for pathways and walkways with a Bug Rating 0, and 360°, for diffuse, uniform illumination of open spaces and green areas. The colour temperature range, from 2200 K to 4000 K, allows for modulation of the lighting atmosphere according to the project, offering various perceptual nuances and levels of visual intensity.



Buzzer family

Buzzer Pro



908

Buzzer_Q
H 400 mm

5W DC - 7W AC
Optic: SR (180°)

11,5W DC -14W AC
Optic: RD (360°)

Buzzer_Q
H 700 mm

5W DC - 7W AC
Optic: SR (180°)

11,5W DC -14W AC
Optic: RD (360°)

Buzzer_Q
H 1050 mm

5W DC - 7W AC
Optic: SR (180°)

11,5W DC -14W AC
Optic: RD (360°)

OPTICS



180° Asymmetric
(SR)



360° Asymmetric
(RD)

BUG Rating 0

COLOR TEMPERATURE



2200K | 2700K | 3000K | 4000K

FINISHES



Text Black
R9005

Text Brilliant Grey
R9006

Dark Brown

ESSENTIALITY TURNED INTO TECHNIQUE

The Buzzer_Q collection joins the round versions, completing the Buzzer family with a new rectangular geometry. A clean, rigorous body designed to become an integral part of architecture and landscape. Its presence is discreet and balanced, conceived to dialogue with the surrounding space and follow its lines with continuity and precision. The recessed optical system ensures a soft, controlled emission, free from glare, enhancing pathways, driveways and landscapes with balanced and comfortable light. Buzzer_Q interprets light as a design material, transforming it into an element that creates relationships between form, surface and perception.



Buzzer_Q
Optic RD
CCT 3000K
H 400 mm

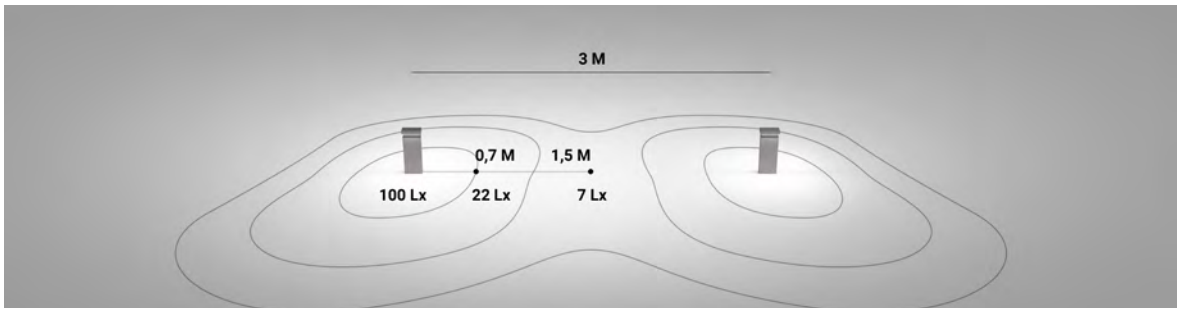

Buzzer_Q
Optic RD
CCT 3000K
H 700 mm

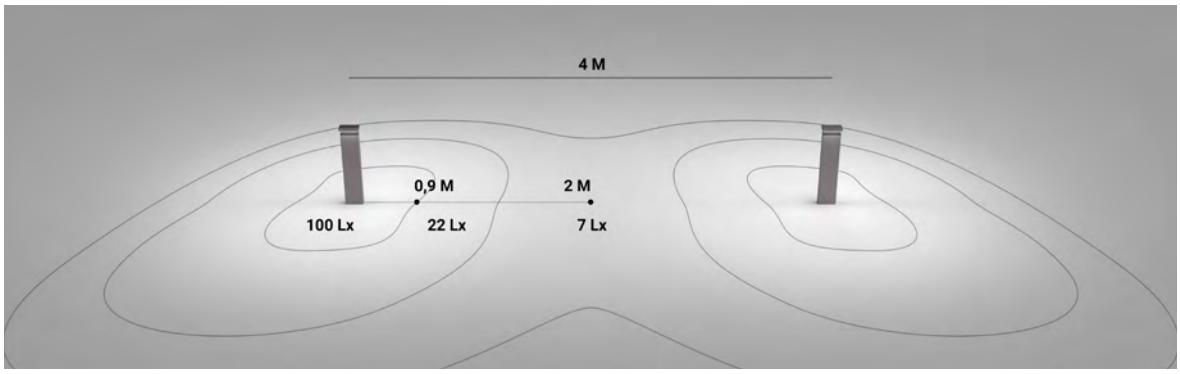

Buzzer_Q
Optic RD
CCT 3000K
H 1050 mm

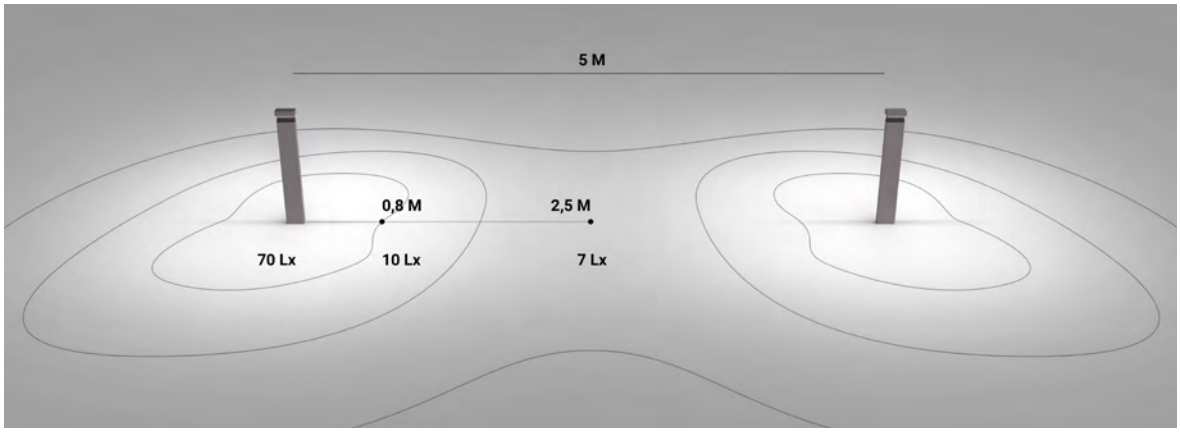



Buzzer_Q
360° Asymmetric
(RD)



Buzzer_Q
180° Asymmetric
(SR) BUG Rating O





Buzzer_Q | topLED | 220-240 V AC



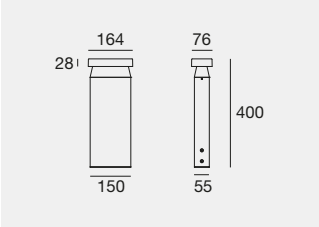

IK10 IP65 BUG Rating 0 * NEW

	Fin		Cct	lm S - lm D	Opt
5 W DC - 7 W AC					
C01264	**BG**	BG	**A**	738 - 430	**SR** (Asym. 180°) *
	DB	DB	**M**	867 - 503	
DALI	**GG**	GG	**W**	905 - 524	
C01673			**N**	957 - 556	
11,5 W DC - 14 W AC					
C01263	**BG**	BG	**A**	1725 - 714	**RD** (Asym. 360°)
	GG	GG	**M**	2026 - 835	
DALI	**DB**	DB	**W**	2115 - 870	
C01672			**N**	2238 - 922	

Accessories: (pag 875)

Buzzer_Q | topLED | 220-240 V AC



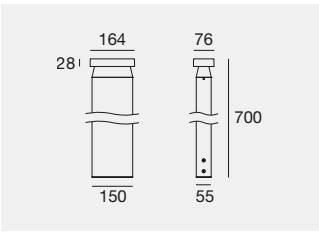

IK10 IP65 BUG Rating 0 * NEW

	Fin		Cct	lm S - lm D	Opt
5 W DC - 7 W AC					
C01344	**BG**	BG	**A**	738 - 430	**SR** (Asym. 180°) *
	DB	DB	**M**	867 - 503	
DALI	**GG**	GG	**W**	905 - 524	
C01675			**N**	957 - 556	
11,5 W DC - 14 W AC					
C01343	**BG**	BG	**A**	1725 - 714	**RD** (Asym. 360°)
	GG	GG	**M**	2026 - 835	
DALI	**DB**	DB	**W**	2115 - 870	
C01674			**N**	2238 - 922	

Accessories: (pag 875)

Buzzer_Q | topLED | 220-240 V AC

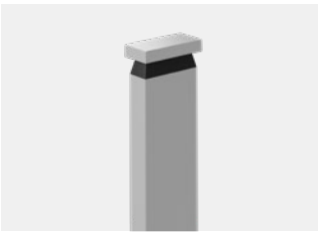

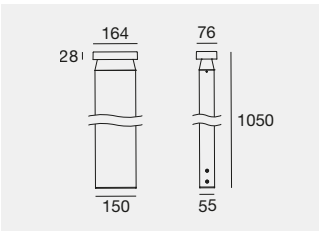

IK10 IP65 BUG Rating 0 * NEW

	Fin		Cct	lm S - lm D	Opt
5 W DC - 7 W AC					
C01346	**BG**	BG	**A**	738 - 430	**SR** (Asym. 180°) *
	DB	DB	**M**	867 - 503	
DALI	**GG**	GG	**W**	905 - 524	
C01677			**N**	957 - 556	
11,5 W DC - 14 W AC					
C01345	**BG**	BG	**A**	1725 - 714	**RD** (Asym. 360°)
	GG	GG	**M**	2026 - 835	
DALI	**DB**	DB	**W**	2115 - 870	
C01676			**N**	2238 - 922	

Accessories: (pag 875)

Accessories

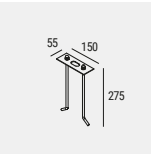

IS **W-F900004** Tie rods

suitable for: Buzzer_Q

Finishes

BG Text black grey R7021
GG Text brilliant grey R9006
DB Dark brown
IS Brushed steel

Cct

A 2200 **W** 3000
M 2700 **N** 4000

RYO



Ryo | V2 | arrayLED-direct | 220-240 V AC | 7W AC



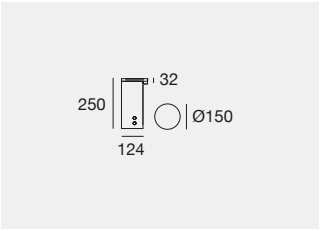

IK09 IP66 NEW — **LED-DIRECT**

	Fin	Cct	lm S - lm D	Opt
L 250				
C01768	**BG**	**W**	865 - 391	**SR** (Asym. 180°)
	GG	**N**	870 - 394	
	DB			

Accessories: (pag 877)

Ryo | V2 | arrayLED-direct | 220-240 V AC | 10W AC



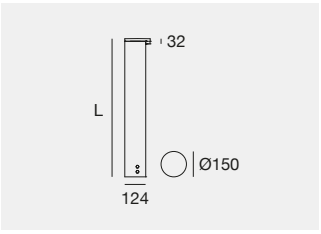

IK09 IP66 NEW — **LED-DIRECT**

	Fin	Cct	lm S - lm D	Opt
L 750				
C01769	**BG**	**W**	1150 - 520	**SR** (Asym. 180°)
	GG	**N**	1200 - 543	
	DB			
L 1050				
C01770	**BG**	**W**	1150 - 520	**SR** (Asym. 180°)
	GG	**N**	1200 - 543	
	DB			

Accessories: (pag 877)

Ryo_Pro | V2 | arrayLED | 220-240 V AC | 4,2 W DC - 5,5 W AC



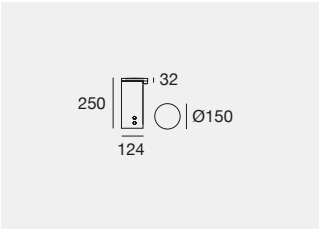

IK09 IP66 NEW

	Fin	Cct	lm S - lm D	Opt
L 250				
C01765	**BG**	**M**	669 - 291	**SR** (Asym. 180°)
	GG	**W**	699 - 304	
	DB	**N**	717 - 311	

Accessories: (pag 877)

Ryo_Pro | V2 | arrayLED | 220-240 V AC | 12,5W DC - 13,5 W AC



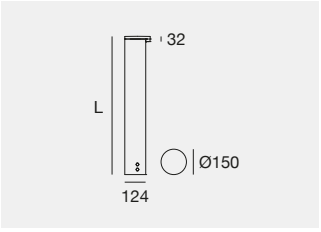

IK09 IP66 NEW

	Fin	Cct	lm S - lm D	Opt
L 750				
C01766	**BG**	**M**	1707 - 741	**SR** (Asym. 180°)
	GG	**W**	1782 - 773	
	DB	**N**	1828 - 793	
L 1050				
C01767	**BG**	**M**	1707 - 741	**SR** (Asym. 180°)
	GG	**W**	1782 - 773	
	DB	**N**	1828 - 793	

Accessories: (pag 877)

Accessories



IS **64758** Tie rods

suitable for: Ryo



Polyester powder-coated aluminium body and protective surface treatment. Transparent polycarbonate diffuser.

Finishes

BG Text black grey R7021
GG Text brilliant grey R9006
DB Dark brown
IS Brushed steel

Cct

M 2700 **N** 4000
W 3000



DRIFT

GEOMETRY OF LIGHT

Drift is an outdoor luminaire collection developed to deliver high-performance light distribution within a compact, essential form. The aluminium body features sharp volumes, precise proportions and a slender profile that enhances its discreet, architectural presence in the space. The innovative optical assembly is designed to produce a wide yet controlled emission: lateral and frontal light combine in a uniform projection, enhancing pathways, surfaces and architectural elements with precision and consistency. The recessed optical compartment ensures comfortable illumination, free from glare. Die-cast aluminium body with powder coating.



*
Drift family

Surface



692

Drift *
Surface mounted

12,6 W DC - 15 W AC
Optic: SR (180°)

DALI2
700 mA - 12,6 W DC
Optic: SR (180°)

Drift bollards
H 750 mm

12,6 W DC - 15 W AC
Optic: SR (180°)

DALI2
9 W DC - 11 W AC
Optic: SR (180°)

Drift bollards
H 1050 mm

12,6 W DC - 15 W AC
Optic: SR (180°)

DALI2
9 W DC - 11 W AC
Optic: SR (180°)

Drift bollards
H 450 mm

12,6 W DC - 15 W AC
Optic: SR (180°)

DALI2
9 W DC - 11 W AC
Optic: SR (180°)

OPTICS



180° Asymmetric
(SR)

BUG Rating 0

COLOR TEMPERATURE

2200K | 2700K | 3000K | 4000K

FINISHES

Text grey
R9006

Text black grey
R7021

Dark Brown

A COLLECTION DESIGNED TO ADAPT TO ANY PROJECT

Drift is available in two installation types: surface-mounted and bollard, the latter offered in three heights, 450 mm, 750 mm, and 1050 mm. Four color temperatures: 2200 K, 2700 K, 3000 K, and 4000 K ensure seamless integration in both residential settings and public or natural environments. Drift's essential design is enhanced by three finishes: Dark Brown, Text Black Grey, Text Brilliant Grey. Each element is engineered to guarantee visual consistency and long-lasting durability.






Dark Brown


Text Black Grey


Text Brilliant Grey


LAMP-CONCEPT.CH



OPTIMIZED DISTRIBUTION

BUG Rating 0

Drift's innovative optical system is designed to deliver a wide lateral emission combined with a uniform and controlled frontal projection. The light is distributed evenly, enhancing pathways and surfaces with precision and without spill. The bollards, available in three heights, 450 mm, 750 mm and 1050 mm, ensure high visual comfort with a BUG rating 0, the result of glare-free performance and effective optical control.

H 450 mm
C01358GGMSR



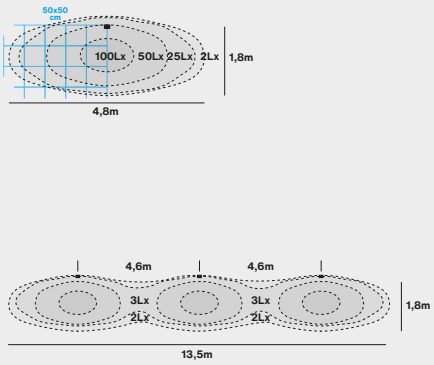

H 750 mm
C01357GGMSR



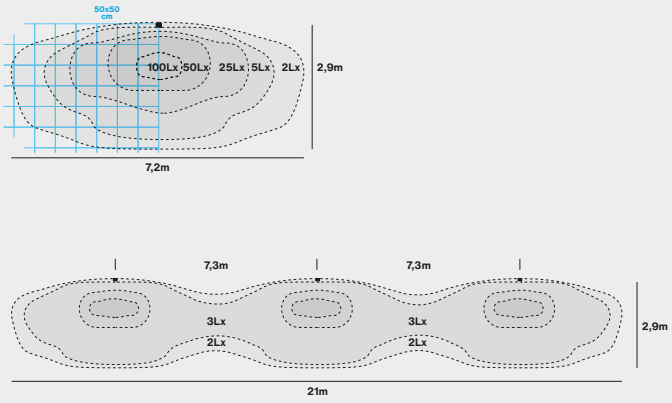

H 1050 mm
C00914GGMSR



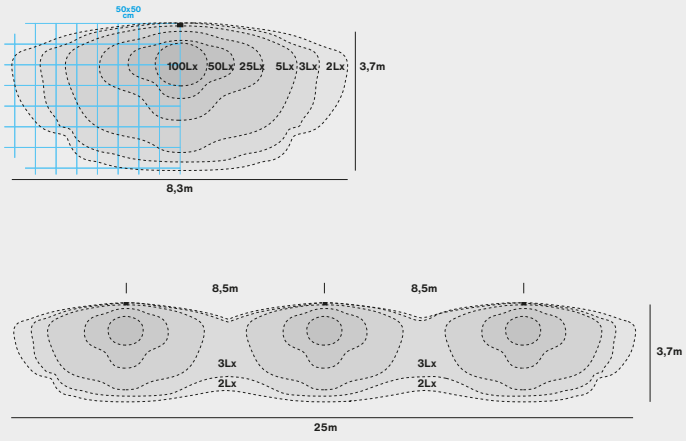

Drift | arrayLED | 220-240 V AC



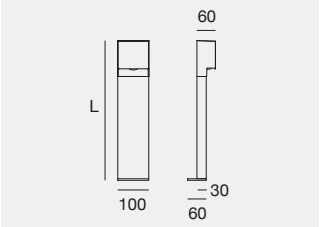

	Fin		Cct	lm S - lm D	Opt
L 450 - 12,6 W DC - 15 W AC					
C01358	**BG**		**A**	1430 - 653	**SR** (Asym. 180°)
	GG		**M**	1698 - 775	
	DB		**W**	1772 - 809	
			N	1870 - 855	
L 750 - 12,6 W DC - 15 W AC					
C01357	**BG**		**A**	1430 - 653	
	GG		**M**	1698 - 775	
	DB		**W**	1772 - 809	
			N	1870 - 855	
L 1050 - 12,6 W DC - 15 W AC					
C00914	**BG**		**A**	1430 - 653	
	GG		**M**	1698 - 775	
	DB		**W**	1772 - 809	
			N	1870 - 855	
L 450 - DALI2 - 9 W DC - 11 W AC					**DALI**2
C01682	**BG**		**A**	1088 - 497	**SR** (Asym. 180°)
	GG		**M**	1292 - 590	
	DB		**W**	1346 - 616	
			N	1422 - 651	
L 750 - DALI2 - 9 W DC - 11 W AC					
C01681	**BG**		**A**	1088 - 497	
	GG		**M**	1292 - 590	
	DB		**W**	1346 - 616	
			N	1422 - 651	
L 1050 - DALI2 - 9 W DC - 11 W AC					
C01680	**BG**		**A**	1088 - 497	
	GG		**M**	1292 - 590	
	DB		**W**	1346 - 616	
			N	1422 - 651	

Accessories: (pag 884)



Accessories

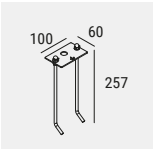

IS **W-F900003** Tie rods

suitable for: Drift



APACHE



Apache | topLED | 220-240 V AC



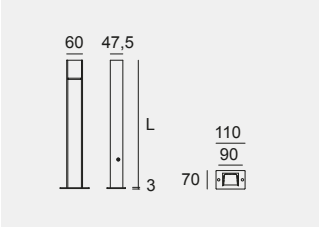

IK09 IP66

	Cct	lm S - lm D	Opt
L 550 - 7 W DC - 8 W AC			
BG **64252**	**M**	1027 - 447	**00** (Asym. Ww)
GY **64253**	**W**	1074 - 466	
DB **64254**	**N**	1130 - 489	
L 850 - 8,5 W DC - 11,5 W AC			
BG **64256**	**M**	1241 - 539	**00** (Asym. Ww)
GY **64257**	**W**	1299 - 561	
DB **64258**	**N**	1367 - 589	

Accessories: (pag 887)

Aluminium body with polyester powder coating and protective surface pre-treatment. Polycarbonate diffuser.



Black grey (BG)

Text brilliant grey + Text black grey (GY)

Accessories

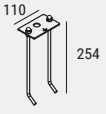

IS **64210** Tie rods

suitable for: Apache

Finishes

BG Text black grey R7021
GY Text brilliant grey R9006/Text black grey R7021
DB Dark brown
IS Brushed steel

Cct

M 2700 **N** 4000
W 3000

PEAK



Le contesse
Manzana, Vittorio Veneto (Italy)

Architectural design:
Marina Calcinoni e Silvia Simionato

Photo: SlowPhoto

888

Peak | arrayLED | 220-240 V AC



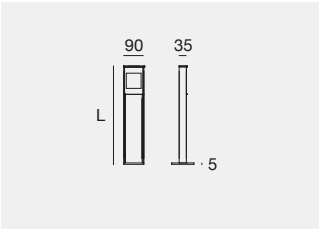

IK05 IP66

	Cct	lm S - lm D	Opt
L 350 - 6,5 W DC - 9 W AC			
GG **64794**	**M**	965 - 595	**07** (Asym. Ww)
BG **64795**	**W**	1008 - 619	
DB **64796**	**N**	1034 - 636	
L 750 - 9,5 W DC - 11 W AC			
GG **64791**	**M**	1288 - 793	**07** (Asym. Ww)
BG **64792**	**W**	1344 - 826	
DB **64793**	**N**	1380 - 847	

Accessories: (pag 889)

Peak | arrayLED | 220-240 V AC



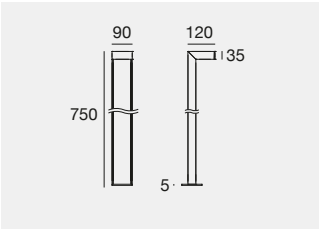

IK07 IP66

	Cct	lm S - lm D	Opt
9,5 W DC - 11 W AC			
GG **64788**	**M**	1288 - 877	**07** (Asym. Ww)
BG **64789**	**W**	1344 - 913	
DB **64790**	**N**	1380 - 946	
DALI - 9,5 W DC - 11 W AC			**DALI**
GG **65403**	**M**	1288 - 877	**07** (Asym. Ww)
BG **65404**	**W**	1344 - 913	
DB **65405**	**N**	1380 - 946	

Accessories: (pag 889)

Optics design

The integrated optical assembly is specifically engineered to direct the light exclusively towards the front of the bollard, eliminating any residual light spill from the rear of the luminaire. The resulting beam is deep, clean and precisely defined. The body is made of aluminium with a polyester powder coating and a protective surface pre-treatment. Extra-clear transparent glass diffuser.

Peak family

Peak System Wall



556

Peak-Maxi



894

Peak System Head/Gate



896



Le contesse
Manzana, Vittorio Veneto (Italy)
Architectural design:
Marina Calcinoni e Silvia Simionato
Photo: SlowPhoto



Accessories

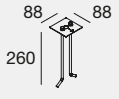

IS **65082** Tie rods

suitable for: Peak 9W / Peak 11W

Finishes

BG Text black grey R7021
GG Text brilliant grey R9006
DB Dark brown
IS Brushed steel

Cct

M 2700 **N** 4000
W 3000





URBAN LIGHTS

Le contesse
Manzana, Vittorio Veneto (Italy)
Architectural design: Marina Calcinoni e Silvia Simionato
Photo: SlowPhoto



Urban lights range index

Peak

Peak-Maxi

895

Peak-Maxi_L

895

Peak System

Peak System
NEW

902

Peak System Head
NEW

903

Peak System Gate
NEW

904-905

Stalk

Stalk

907

Buzzer

Buzzer Pro

909

Voyager

Voyager

911

Parker

Parker

913

Poles, arms & fixing accessories

Poles

916-917

Arms & fixing accessories

918-919

PEAK

Polyester powder-coated aluminium body
with protective surface treatment.
Extra-clear glass diffuser.



Peak-Maxi | powerLED | 220-240 V AC | 34 W DC - 38 W AC



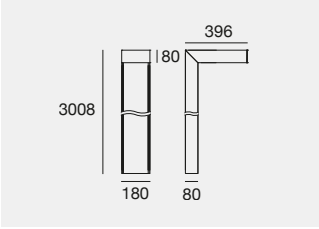

To be completed with a mounting base or anchor bracket

IK08 IP66

	Fin	Cct	lm S - lm D	Opt
C00379	**BG**	**M**	4776 - 3887	**PK** (Park)
	DB	**W**	5112 - 4163	**ST** (Street)
		N	5448 - 4438	

Accessories: (pag 895)

IK08 IP66 **DALI**

	Fin	Cct	lm S - lm D	Opt
DALI				
C00380	**BG**	**M**	4776 - 3887	**PK** (Park)
	DB	**W**	5112 - 4163	**ST** (Street)
		N	5448 - 4438	

Accessories: (pag 895)

Peak-Maxi_L | powerLED | 220-240 V AC | 42 W DC - 45 W AC



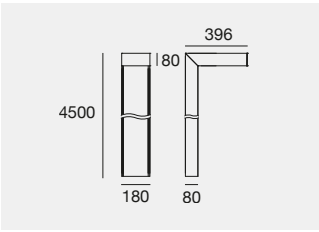

To be completed with a mounting base or anchor bracket

IK08 IP66

	Fin	Cct	lm S - lm D	Opt
C00381	**BG**	**M**	7164 - 5831	**PK** (Park)
	DB	**W**	7668 - 6243	**ST** (Street)
		N	8172 - 6656	

Accessories: (pag 895)

IK08 IP66 **DALI**

	Fin	Cct	lm S - lm D	Opt
DALI				
C00384	**BG**	**M**	7164 - 5831	**PK** (Park)
	DB	**W**	7668 - 6243	**ST** (Street)
		N	8172 - 6656	

Accessories: (pag 895)

Peak family

Peak System Wall



556

Peak



888

Accessories

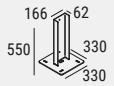

BG **65077** Fixing base
DB **65075** Fixing base

suitable for: Peak-Maxi / Peak-Maxi_L

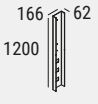

IS **65078** Anchor Bracket

suitable for: Peak-Maxi / Peak-Maxi_L

Finishes

BG Text black grey R7021
DB Dark brown
IS Brushed steel

Cct

M 2700 **N** 4000
W 3000

PEAK SYSTEM

Polyester powder-coated aluminium body
with protective surface treatment.



EVOLUTION BECOMES A SYSTEM

Peak System evolves the design language of the Peak collection, retaining its distinctive character and reinterpreting it as a complete, modular system. Its essential silhouette and rigorous design define its identity, ensuring aesthetic continuity throughout the range. The collection comprises three configurations: pole, portal and wall-mounted, providing a coordinated solution for the illumination of pathways, public areas, parks and urban spaces. Available in different heights and sizes, Peak System integrates dedicated optics: Street, Park, Diffused and Asymmetric, combined with a wide range of colour temperatures. DALI-2 control enables flexible and advanced lighting management. The possibility of integrating devices such as projectors, step lights and sensors, as well as accessories including banners and signage, extends the system's functionality, transforming Peak System into a multifunctional element that combines lighting, wayfinding and services in a single solution.



Peak family

Peak System Wall



556

Peak



888



Text black
R9005



Text black grey
R7021



Text brilliant grey
R9006



Dark brown

FINISHES

The four finishes in the collection have been selected to interact with different urban and landscape contexts, helping to define a coherent and recognisable identity for the project.

SERVING THE URBAN SPACE

The Peak System structure, in the pole and portal configurations, allows the integration of spotlights, step lights, sensors, cameras, banners and signage, expanding the system's functionality and transforming it into a multifunctional urban infrastructure.



Step light



Spotlight



* Cameras, sensors



* Weather station sensors



* Banners, signage

* Accessories not supplied by Linea Light Group



MODULAR POLE CONFIGURATION

Peak System reinterprets the urban lighting pole as an essential element, designed to blend naturally into urban and landscape environments. Available in different heights, the system allows the installation of a second lighting module, positionable in 500 mm increments, adapting light distribution to different configurations. The integration of drivers and wiring inside the structure simplifies installation and maintenance while preserving the product's clean, essential design. Available with Street, Park and Diffused optics, it is the ideal solution for the illumination of pathways, parks and public spaces.



The multi-lens optical assembly ensures highly precise light distribution, delivering outstanding performance and optimum beam control.

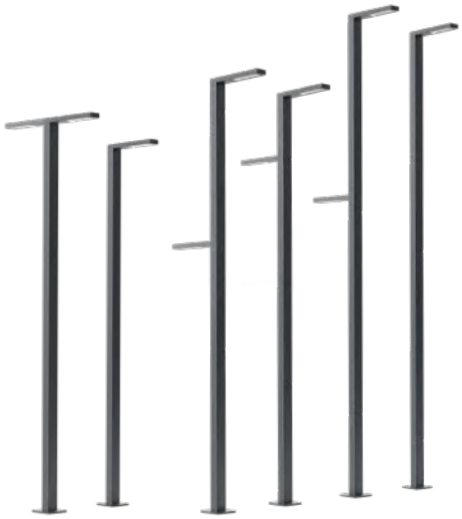

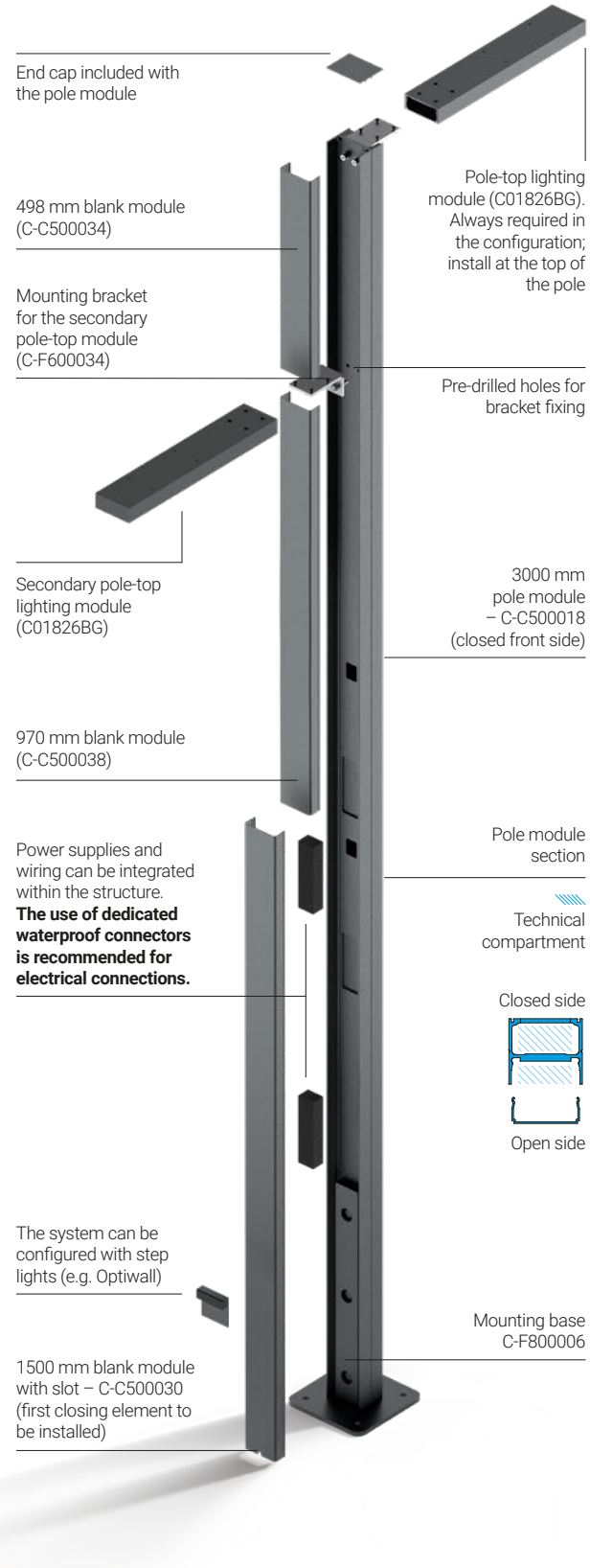

PEAK SYSTEM – ALL CONFIGURATIONS

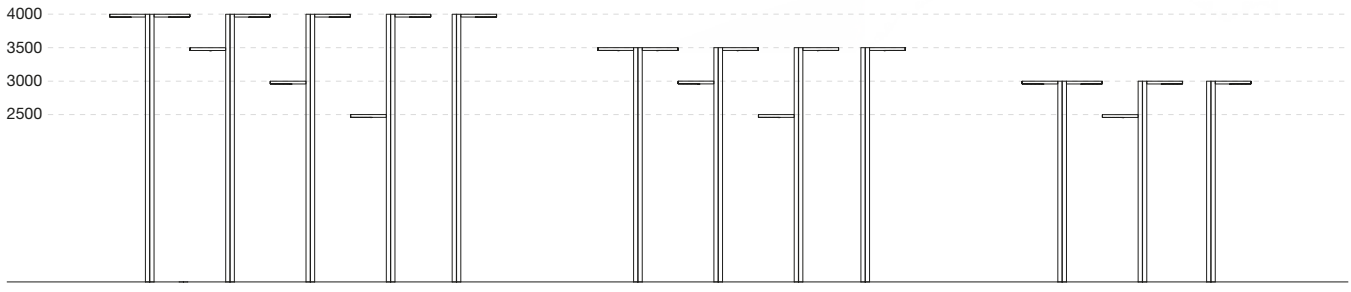



MODULAR GATE CONFIGURATION

Peak System Gate was conceived as an architectural element designed to illuminate pathways, connections and open spaces through an essential, rigorous structure. Its balanced proportions and continuous lines give the system a distinctive identity, enabling it to blend naturally into the surrounding landscape. Available in different sizes, it integrates drivers and wiring within the profile, preserving its clean aesthetic. Asymmetric Wall Washer and Diffused optics complete the system, ensuring optimized light distribution for a wide range of applications.



The multi-lens optical assembly ensures highly precise light distribution, delivering outstanding performance and optimum beam control.



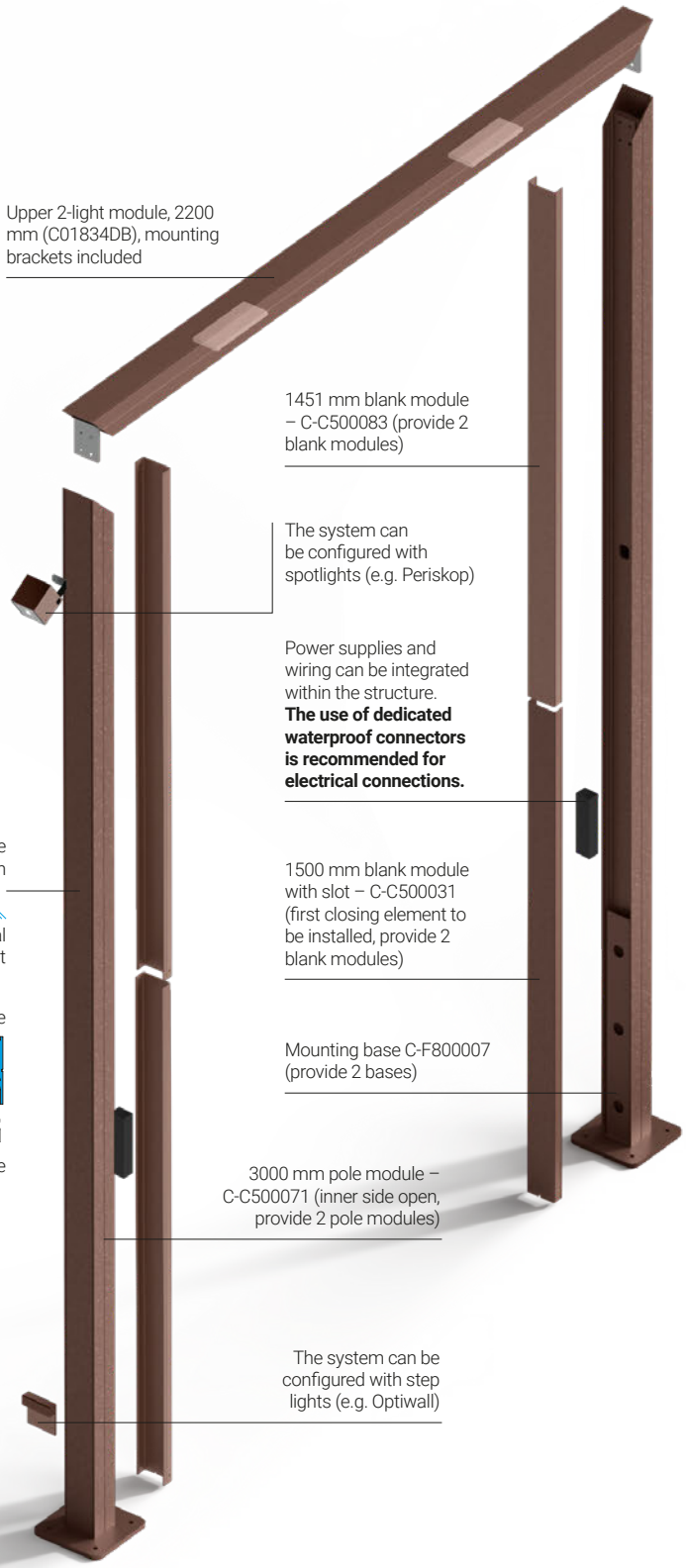

PEAK SYSTEM GATE – ALL CONFIGURATIONS

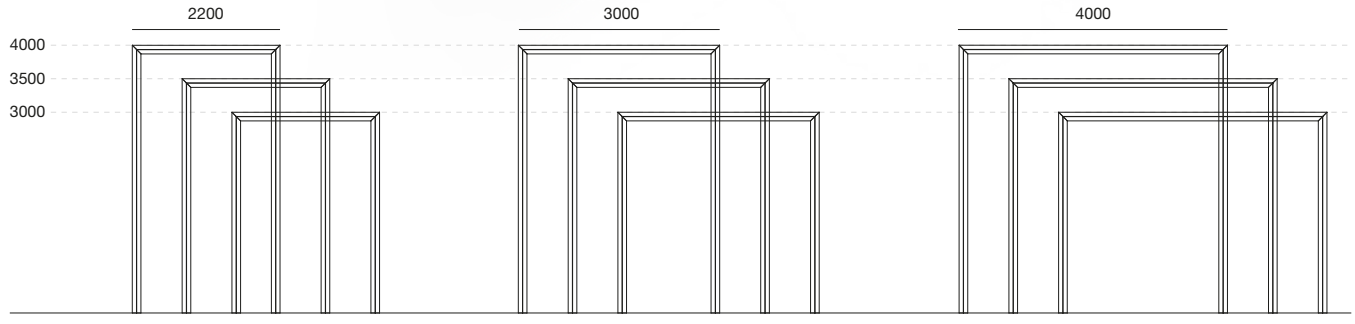

Peak System | topLED | Pole-top module



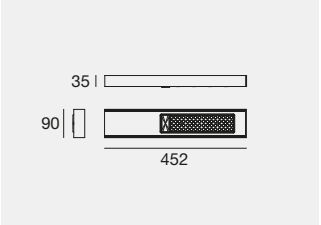

3 m

	Fin	Cct	Im S - Im D 25 W DC 500 mA	35 W DC 700 mA	Opt
C01826	BB	A	2933 - On req	3969 - On req	PK (Park)
	BG	M	4107 - On req	5556 - On req	ST (Street)
	DB	W	4283 - On req	5794 - On req	DI (Diffused)
	GG	N	4517 - On req	6112 - On req	

Electronics: 25W / 35W **IG** (pag 903) | Accessories: (pag 903)

Always install one pole-top module at the top of the pole, aligned with the closed profile.

In two-head configurations, the secondary head must always be installed using bracket C-F600034 on the pole module, fixing it to the pre-drilled holes provided in the open section of the profile.

Peak System | Anti-glare accessory for pole-top module



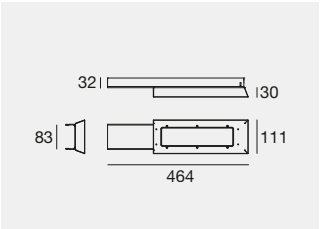

BB **C-U300093**
BG **C-U300094**
DB **C-U300095**
GG **C-U300096**

Peak System | Pole module



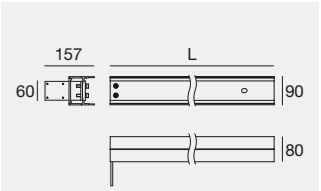

L 3000	L 3500	L 4000
BB **C-C500017**	BB **C-C500021**	BB **C-C500025**
BG **C-C500018**	BG **C-C500022**	BG **C-C500026**
DB **C-C500019**	DB **C-C500023**	DB **C-C500027**
GG **C-C500020**	GG **C-C500024**	GG **C-C500028**

To be completed with: pole-top module, mounting base and infill modules. The slotted infill module must always be installed in the lower section of the pole module.

Peak System | Cover module with slot



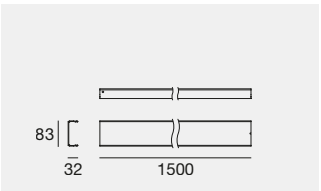

L 1500
BB **C-C500029**
BG **C-C500030**
DB **C-C500031**
GG **C-C500032**

The slotted infill module must always be installed at the bottom of the pole module. The slot allows the infill module to be removed for maintenance.

Peak System | Cover module



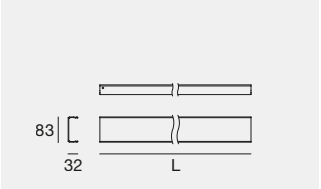

L 498	L 970	L 998
BB **C-C500033**	BB **C-C500037**	BB **C-C500041**
BG **C-C500034**	BG **C-C500038**	BG **C-C500042**
DB **C-C500035**	DB **C-C500039**	DB **C-C500043**
GG **C-C500036**	GG **C-C500040**	GG **C-C500044**
L 1470	L 1498	L 1970
BB **C-C500045**	BB **C-C500049**	BB **C-C500053**
BG **C-C500046**	BG **C-C500050**	BG **C-C500054**
DB **C-C500047**	DB **C-C500051**	DB **C-C500055**
GG **C-C500048**	GG **C-C500052**	GG **C-C500056**
L 1998	L 2470	L 2498
BB **C-C500057**	BB **C-C500061**	BB **C-C500065**
BG **C-C500058**	BG **C-C500062**	BG **C-C500066**
DB **C-C500059**	DB **C-C500063**	DB **C-C500067**
GG **C-C500060**	GG **C-C500064**	GG **C-C500068**

The length of the infill module must be determined according to the pole height, the slotted infill module and the possible installation of a second pole-top module.

Peak System Head | topLED | Pole-top head for Ø60 mm pole



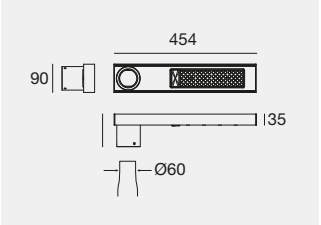

Peak System Head | Anti-glare accessory for pole-top head for Ø60 mm pole



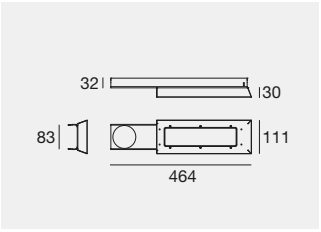

0,5 m

	Fin	Cct	Im S - Im D		Opt
			25 W DC 500 mA	35 W DC 700 mA	
C01827	GG	A	2933 - On req	3969 - On req	**PK** (Park)
		M	4107 - On req	5556 - On req	**ST** (Street)
		W	4283 - On req	5794 - On req	**DI** (Diffused)
		N	4517 - On req	6112 - On req	

Electronics: 25W / 35W **IG** (pag 903) | Accessories: (pag 903)

To be completed with a Ø60 mm pole.

GG **C-U300100**



Electronics

IG | 520 mA - 25 W DC | 720 mA - 35 W DC

C-E200023	C-E200025
ON/OFF	DALI/PUSH
1 art.	1 art.
130 x 52 x h 29	130 x 52 x h 29
60	60

Accessories



BB **C-F800005** Fixing base
BG **C-F800006** Fixing base
DB **C-F800007** Fixing base
GG **C-F800008** Fixing base

suitable for: Peak System

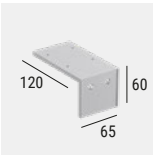

IS **C-F600034** Fixing bracket: required for the installation of the second Pole Head Module.

suitable for: Peak System

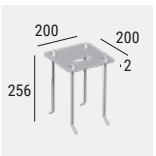

IS **C-F900001** Tie rods

suitable for: Peak System

Finishes

BB Text black R9005
BG Text black grey R7021
GG Text brilliant grey R9006
DB Dark brown
IS Brushed steel

Cct

A 2200 W 3000
M 2700 N 4000

Peak System Gate | topLED | 2-light top module



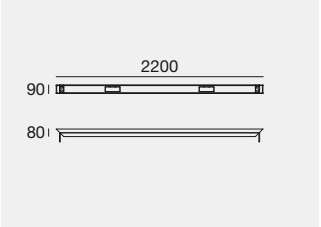

4 m

	Fin	Cct	lm S - lm D	Opt
	360 mA - 2 x 11,9W DC (23,8W DC)			
C01834	BB	A	3060 - On req	WW (Asym. Ww)
	BG	M	4284 - On req	DI (Diffused)
	DB	W	4468 - On req	
	GG	N	4712 - On req	
	480 mA - 2 x 16,3W DC (32,6W DC)			
	BB	A	4006 - On req	
	BG	M	5608 - On req	
	DB	W	5848 - On req	
	GG	N	6170 - On req	
	720 mA - 2 x 25,5W DC (51W DC)			
	BB	A	5790 - On req	
	BG	M	8104 - On req	
	DB	W	8452 - On req	
	GG	N	8916 - On req	

Electronics: 23,8W / 32,6W / 51W **IH (2x)** (pag 905) | Accessories: (pag 905)

To be completed with modules: pole, infill and mounting base (2x)

Peak System Gate | topLED | 3 light top module



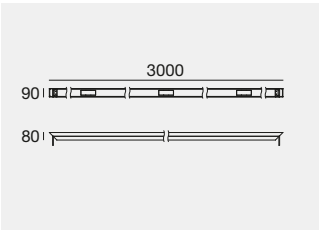

4 m

	Fin	Cct	lm S - lm D	Opt
	360 mA - 3 x 11,9 W DC (35,7W DC)			
C01835	BB	A	4590 - On req	WW (Asym. Ww)
	BG	M	6426 - On req	DI (Diffused)
	DB	W	6702 - On req	
	GG	N	7068 - On req	
	480 mA - 3 x 16,3W DC (48,9W DC)			
	BB	A	6009 - On req	
	BG	M	8412 - On req	
	DB	W	8772 - On req	
	GG	N	9255 - On req	
	720 mA - 3 x 25,5 W DC (76,5W DC)			
	BB	A	8685 - On req	
	BG	M	12156 - On req	
	DB	W	12678 - On req	
	GG	N	13374 - On req	

Electronics: 35,7W / 48,9W / 76,5W **IH (3x)** (pag 905) | Accessories: (pag 905)

To be completed with modules: pole, infill and mounting base (2x)

Peak System Gate | topLED | 4-light top module



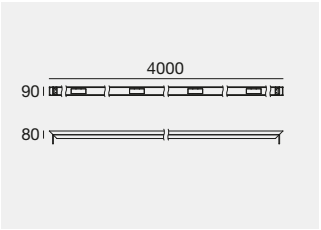

4 m

	Fin	Cct	lm S - lm D	Opt
	360 mA - 4 x 11,9 W DC (47,6W DC)			
C01836	BB	A	6120 - On req	WW (Asym. Ww)
	BG	M	8568 - On req	DI (Diffused)
	DB	W	8936 - On req	
	GG	N	9424 - On req	
	480 mA - 4 x 16,3W DC (65,2W DC)			
	BB	A	8012 - On req	
	BG	M	11216 - On req	
	DB	W	11696 - On req	
	GG	N	12340 - On req	
	720 mA - 4 x 25,5 W DC (102W DC)			
	BB	A	11580 - On req	
	BG	M	16208 - On req	
	DB	W	16904 - On req	
	GG	N	17832 - On req	

Electronics: 47,6W / 65,2W / 102W **IH (4x)** (pag 905) | Accessories: (pag 905)

To be completed with modules: pole, infill and mounting base (2x)

Peak System Gate | Pole module



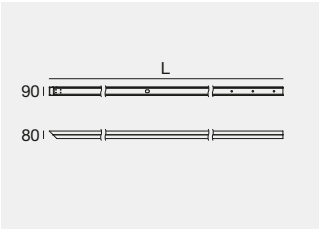

NEW

L 3000	L 3500	L 4000
BB C-C500069	BB C-C500073	BB C-C500077
BG C-C500070	BG C-C500074	BG C-C500078
DB C-C500071	DB C-C500075	DB C-C500079
GG C-C500072	GG C-C500076	GG C-C500080

To be completed with: upper lighting module, mounting base and infill modules (2x). The slotted infill module must always be installed at the bottom of the pole module.

Peak System Gate | Cover module with slot



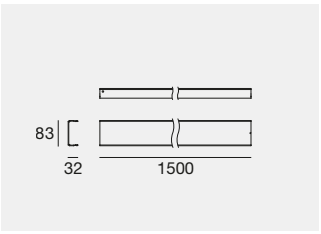

NEW

L 1500
BB C-C500029
BG C-C500030
DB C-C500031
GG C-C500032

The slotted infill module must always be installed in the lower section of the pole module. The slot allows the infill module to be removed.

Peak System Gate | Cover plate



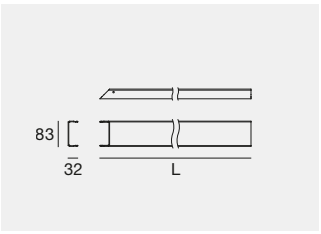

NEW

L 1451	L 1951	L 2451
BB C-C500081	BB C-C500085	BB C-C500089
BG C-C500082	BG C-C500086	BG C-C500090
DB C-C500083	DB C-C500087	DB C-C500091
GG C-C500084	GG C-C500088	GG C-C500092

The length of the infill module must be determined according to the pole height and the slotted infill module.

Accessories



BB	C-F800005	Fixing base
BG	C-F800006	Fixing base
DB	C-F800007	Fixing base
GG	C-F800008	Fixing base

suitable for: Peak System Gate

Electronics

IH | 360 mA - 11,9 W DC | 480 mA - 16,3 W DC | 720 mA - 25,5 W DC

C-E200023	C-E200025
ON/OFF	DALI/PUSH
1 art.	1 art.
130 x 52 x h 29	130 x 52 x h 29
60	60

Finishes

BB Text black R9005
BG Text black grey R7021
GG Text brilliant grey R9006
DB Dark brown



STALK

Polyester powder-coated aluminium body
with protective surface treatment.
Opalescent white polyethylene diffuser.

Stalk | topLED | 220-240 V AC | 20 W DC - 21 W AC



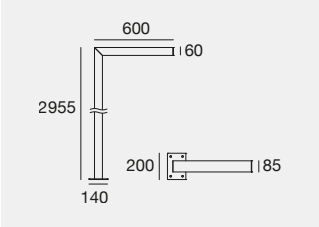

IK08 IP65

	Cct	lm S - lm D	Opt
GG **63445**	**M**	2210 - 757	**00** (Diffused)
DB **63446**	**W**	2314 - 792	
	N	2460 - 841	

Accessories: (pag 907)



Accessories

IS **53890** Tie rods

suitable for: Stalk

Finishes

GG Text brilliant grey R9006
DB Dark brown
IS Brushed steel

Cct

M 2700 **N** 4000
W 3000



BUZZER

Die-cast aluminium body
with powder coating

Buzzer Pro | arrayLED | 220-240 V AC



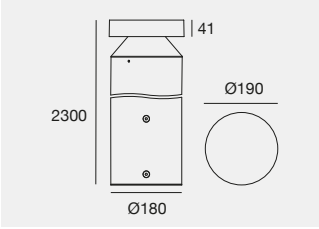

IK09 IP65

	Fin	Cct	lm S - lm D	Opt
L 2300 - 18 W DC - 20,5 W AC				
C00991	**BG**	**A**	2559 - 881	**RD** (Asym. 360°)
	DB	**M**	2907 - 1002	
DALI		**W**	3027 - 1044	
C00992		**N**	3106 - 1070	

Accessories: (pag 909)

Accessories



IS **W-F900002** Tie rods Ø180

suitable for: Buzzer Pro Ø190

Buzzer Pro, with a height of 2300 mm, is an urban pole designed for the illumination of pedestrian and vehicular routes and contemporary landscape spaces. The dedicated optical unit ensures high visual comfort and 360° light emission with no upward light spill. The light is distributed widely and uniformly across the ground, avoiding shadow zones at the base of the pole. Available in two finishes, Black Grey and Dark Brown, it blends naturally into public spaces, green areas and landscaped environments. The range is completed by four colour temperatures: 2200K, 2700K, 3000K and 4000K.

Buzzer family

Buzzer



856

Buzzer_Q



870



Buzzer Pro 20,5 W AC (H 2300 mm)
Code: C00991BGNRD



Finishes

BG Text black grey R7021
DB Dark brown
IS Brushed steel

Cct

A 2200 **W** 3000
M 2700 **N** 4000



VOYAGER

Body in die-cast aluminium ENAB-46100.
Extra-clear tempered glass or sand-blasted glass diffuser.

Voyager | powerLED | 220-240 V AC



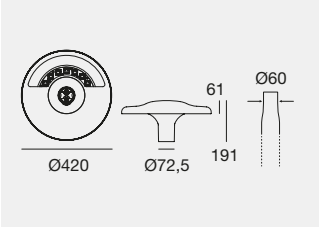

1 m | OVP | ESD | IP66 | IK08 | 0,03 | 0,14

	Cct	lm S - lm D	Opt	
3 x powerLED - 23 W DC - 26 W AC				
AT **93188**	**A**	2339 - 1448	**71**	(Bike)
	W	3278 - 2031	**72**	(Street)
	N	3515 - 2177	**73**	(Urban)
			79	(Park)
5 x powerLED - 35 W DC - 40 W AC				
AT **93184**	**A**	3534 - 2194	**71**	(Bike)
	W	4968 - 3077	**72**	(Street)
	N	5327 - 3299	**73**	(Urban)
			79	(Park)
7 x powerLED - 49 W DC - 54 W AC				
AT **93174**	**A**	4948 - 3080	**71**	(Bike)
Autocontrol System	**W**	6955 - 4321	**72**	(Street)
AT **93312**	**N**	7457 - 4632	**73**	(Urban)
			79	(Park)

Poles: (pag 916) | Arms & fixing accessories: (pag 918)

Voyager | powerLED | 220-240 V AC



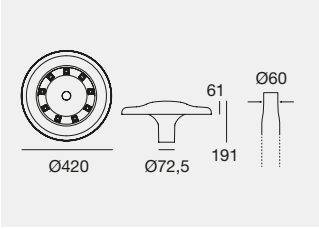

1 m | OVP | ESD | IP66 | IK08 | 0,03 | 0,14

	Cct	lm S - lm D	Opt	
9 x powerLED - 64 W DC - 71 W AC				
AT **93170**	**A**	6361 - 4905	**00**	(Asym. 360°)
Autocontrol System	**W**	8942 - 6902		
AT **93293**	**N**	9588 - 7398		

Poles: (pag 916) | Arms & fixing accessories: (pag 918)

Voyager | topLED | 220-240 V AC



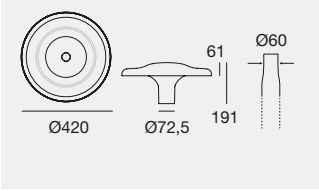

1 m | OVP | ESD | IP66 | IK08 | 0,03 | 0,14

	Cct	lm S - lm D	Opt	
216 x topLED - 50 W DC - 55 W AC				
AT **80909**	**A**	7182 - 4262	**00**	(Diffused)
Autocontrol System	**W**	8672 - 5146		
AT **80913**	**N**	8996 - 5338		

Poles: (pag 916) | Arms & fixing accessories: (pag 918)

Autocontrol system
The Autocontrol system makes it so that autonomous street lights are able to automatically adjust the luminous flow based on the selected programming depending on the technical lighting needs. The system works in combination with a timer or a twilight switch upstream of the system which determines the daily hours of operation. Generally, the operating time is divided into 5 time slots, proportional in percentage to the duration of the night. This time is stored by the power supply and used to determine the hours of operation in the various time slots of the following day.

Finishes
AT Text anthracite grey R7016

Cct
A 2200 **N** 4000
W 3000

PARKER

Body in die-cast aluminium ENAB-46100.
Extra-clear tempered glass diffuser.



Parker | powerLED | 220-240 V AC



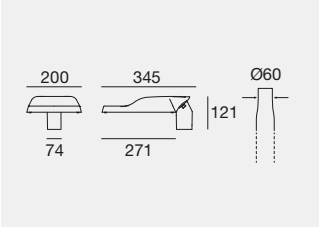

0,5 m | OVP | ESD | IP66 | IK08 | 0,02 | 0,07

	Cct	Im S - Im D	Opt
12 x powerLED - 18 W DC - 19 W AC			
AT **77379**	**A**	2108 - 1545	**72** (Street)
	W	2988 - 2192	**73** (Urban)
Autocontrol System	**N**	3852 - 2810	**79** (Park)
AT **77378**			
24 x powerLED - 33 W DC - 36 W AC			
AT **77381**	**A**	3309 - 2561	**72** (Street)
	W	4883 - 3631	**73** (Urban)
Autocontrol System	**N**	6283 - 4656	**79** (Park)
AT **77380**			
12 x powerLED - 37 W DC - 40 W AC			
AT **77382**	**A**	3258 - 2287	**72** (Street)
	W	4746 - 3244	**73** (Urban)
	N	6107 - 4158	**79** (Park)

Accessories: (pag 914) | Poles: (pag 916) | Arms & fixing accessories: (pag 918)

Parker | powerLED | 220-240 V AC



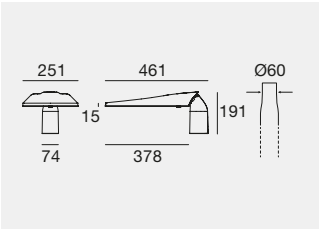

1 m | OVP | ESD | IP66 | IK08 | 0,03 | 0,1

	Cct	Im S - Im D	Opt
24 x powerLED - 41,5 W DC - 44 W AC			
AT **84466**	**A**	4217 - 3255	**72** (Street)
Autocontrol System	**W**	5976 - 4609	**73** (Urban)
AT **84468**	**N**	7534 - 5812	**79** (Park)
36 x powerLED - 52 W DC - 55 W AC			
AT **84470**	**A**	5434 - 4163	**72** (Street)
Autocontrol System	**W**	7768 - 5895	**73** (Urban)
AT **84472**	**N**	9643 - 7473	**79** (Park)
36 x powerLED - 63 W DC - 66 W AC			
AT **84474**	**A**	6326 - 4880	**72** (Street)
Autocontrol System	**W**	8964 - 6911	**73** (Urban)
AT **84476**	**N**	11300 - 8714	**79** (Park)
36 x powerLED - 71,5 W DC - 75 W AC			
AT **84478**	**A**	6957 - 5393	**72** (Street)
Autocontrol System	**W**	9925 - 7636	**73** (Urban)
AT **84480**	**N**	12491 - 9629	**79** (Park)
36 x powerLED - 84 W DC - 90 W AC			
AT **84567**	**A**	7920 - 6218	**72** (Street)
Autocontrol System	**W**	11448 - 8804	**73** (Urban)
AT **84569**	**N**	14400 - 11102	**79** (Park)

Accessories: (pag 914) | Poles: (pag 916) | Arms & fixing accessories: (pag 918)

Autocontrol system
The Autocontrol system makes it so that autonomous street lights are able to automatically adjust the luminous flow based on the selected programming depending on the technical lighting needs. The system works in combination with a timer or a twilight switch upstream of the system which determines the daily hours of operation. Generally, the operating time is divided into 5 time slots, proportional in percentage to the duration of the night. This time is stored by the power supply and used to determine the hours of operation in the various time slots of the following day.

Finishes
AT Text anthracite grey R7016

Cct
A 2200 **N** 4000
W 3000

Accessories



AL **83404** Wall fixing bracket

suitable for: Parker 19W, 36W, 40W



PVC **99229** Extension cables in neoprene (per meter) 2x1 mm.
Example: 99229 x 3 pz = 3 m

suitable for: Parker



PVC **98729** Quick connector ON-OFF IP68 socket/plug (2 poles)

suitable for: Parker

Head adjustment



90° positioning



15° positioning



180° positioning





Rotocart Hq
Treviso (Italy)
Photography: Quasar

TECHNICAL CHARACTERISTICS

The calculations with the relative design loads are carried out in accordance with:
- Presidential Decree 07/01/1956 No. 164 “Regulations for the prevention of injuries in the workplace.”
- Law No. 1086 of 05/11/71: “Regulations on works by reinforced, normal and prestressed concrete and in metallic structure.”
- CNR - UNI 10011/88: “Steel construction: instructions for calculation, execution, commissioning and maintenance.”
- CNR10022/84: “Cold formed sections. Instructions for use in building.”
- “UNI - ENV ” 1993-1-1(2004 - Eurocode 3, Design of concrete structures Part 1- 1: General regulations-General rules and rules for buildings.
- Ministerial Decree 14/01/08 Technical standards for construction.
- Ministerial Circular No. 617 of 02/02/09 “Instructions for the application of the Technical Standards for construction pursuant to Ministerial Decree 14 January 2008.
- “UNI-ENV 1991-2-4 (1997), Eurocode 1, Basis of design and actions on structures” For the entire sector of poles 20 m tall or shorter (straight poles) and equal to or shorter than 18 m (poles with arm), in the European Union, the harmonized UNI-EN standards are applied correlated with the “European Directive Council of 21 December 1988 relative to the reconciliation of the legislative, Regulatory and administrative provisions of the member States concerning construction products EEC 89/106.”
- The lamp towers are constructed in observance of DPR 547 “Standards for prevention of accidents” and DPR 459 “Regulation for the implementation of the 89/392/EEC, 91/368/EEC, 93/44/EEC and 93/68/ directives.
- EEC concerning the reconciliation of legislation by the member States relative to machines.

	MATERIAL	UNI EN 40/2 DIMENSIONAL TOLERANCES	PROTECTION
TAPERED AND CYLINDRICAL POLES	**Steel:** S235 JRH - UNI EN 10219 (Fe 360B) **R:** 360 - 490 N/mm² **R and H:** 235 N/mm² **A:** 20 %	**External diameter:** ± 1 % **Thickness:** ± 10 % **Straightness:** ± 0.3 % of the total length Length: ± 0.5 %	Hot galvanising in accordance with UNI EN ISO 1461
CONICAL POLES, CURVED BY SHEET METAL	**Steel:** S235 JRH - UNI EN 10219 (Fe 360B) **R:** 360 - 490 N/mm² **R and H:** 235 N/mm² **A:** 20 %	**External diameter:** ± 1 % **Shape:** ± 3 % from the diameter **Thickness:** ± 10 % **Straightness:** ± 0.3 % of the total length **Length:** ± 0.5 %	Hot galvanising in accordance with UNI EN ISO 1461
TAPERED AND CONICAL POLES, HOT ROLLED	**Steel:** S275 JOH - UNI EN 10219 (Fe 340) (S235 JOH - UNI EN 10219 on request) **R:** 410 - 560 N/mm² (360 - 490 N/mm² on request) **R and H:** 275 N/mm² (360 - 490 N/mm² on request) **A:** 20 %	**External diameter:** ± 3 % **Thickness:** ± 0.3 % **Straightness:** ± 0.3 % of the total length **Length:** ± 50 mm	Hot galvanising in accordance with UNI EN ISO 1461

R = unit tensile strength load
R and H = unit yield load
A = elongation

Specifications
- Poles top street lamp connecting shaft.
- Slot for terminal block.
- Incoming cables slot.
- Earth connection.
- Hot galvanising by immersion in melted zinc bath.
- Processing carried out in accordance with UNI EN 40/4 standards.
- Powder coating.
- Hydrocarbonising of the external buried part.
- Anti-corrosion sleeve to the section of coupling in membrane.

On request:
- Base plate with anchoring holes.
- Reinforcing sleeve in welded steel.



*****

The Finish Flex program allows, upon request, the customization of fixtures or accessories with non-standard finishes selected from the Linea Light Group finishes catalogue. A solution that adapts to the project, ensuring the highest level of aesthetic consistency.

*** Finish Flex**



Galvanized Steel (ZN)
The poles are made entirely in galvanised steel.



Conical poles in galvanised steel or painted

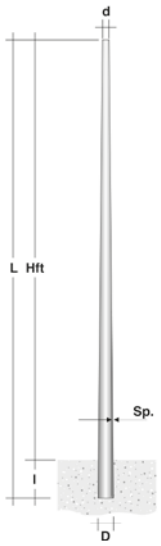



		L mm	Hft mm	I mm	D mm	d mm	Kg	Handhole mm
ZN	**98150**	3500	3000	500	95	60	21	38x132
AT	**83450**	3500	3000	500	95	60	21	38x132
ZN	**98151**	4500	4000	500	105	60	28	38x132
AT	**83451**	4500	4000	500	105	60	28	38x132
ZN	**98152**	5500	5000	500	115	60	37	38x132
AT	**83453**	5500	5000	500	115	60	37	38x132
ZN	**98153**	6800	6000	800	128	60	48	45x186
AT	**83452**	6800	6000	800	128	60	48	45x186
ZN	**98154**	7800	7000	800	138	60	58	45x186
AT	**83447**	7800	7000	800	138	60	58	45x186
ZN	**98155**	8800	8000	800	148	60	81	45x186

Cylindrical poles in galvanised steel or painted

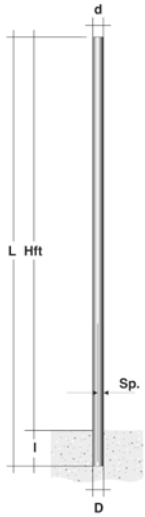





		L mm	Hft mm	I mm	D mm	d mm	Kg	Handhole mm
ZN	**98163**	5500	5000	500	102	102	44	38x132
AT	**C-F700018**	5500	5000	500	102	102	44	38x132
ZN	**98164**	7000	6000	1000	102	102	64	45x186
AT	**C-F700019**	7000	6000	1000	102	102	64	45x186

Finishes

AT Text anthracite grey R7016
ZN Galvanised steel

Arms & fixing accessories

Round arm Ø 60 mm



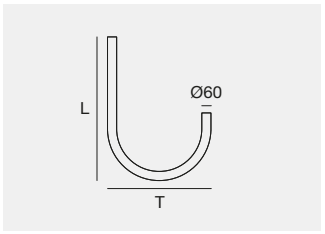

	L mm	T mm	Kg
AT **98182**	1000	700	8

To fasten the round arm Ø 60mm on the cylindrical pole, apply two couplers.

Single coupler for round arm



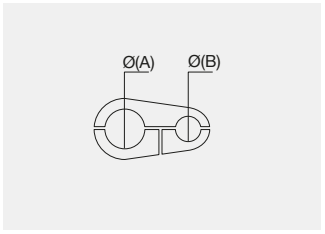

	Ø A mm	Ø B mm	Kg
AT **98184**	102	60	0,8

Single coupler for round arm Ø 60mm (for cylindrical pole).

Double coupler for round arm



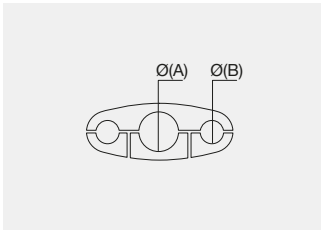

	Ø A mm	Ø B mm	Kg
AT **98186**	102	60	1,5

Double coupler for round arm Ø 60mm (for cylindrical pole).

Reducer for conical Ø 70 mm



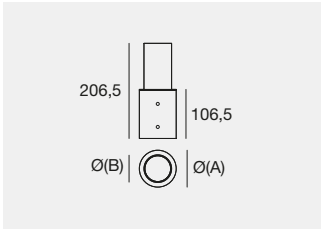

	Ø A mm	Ø B mm	Kg
AT **98742**	80	60	0,8

Reducer for conical or tapered pole Ø 70mm.

Reducer for conical Ø 89 mm

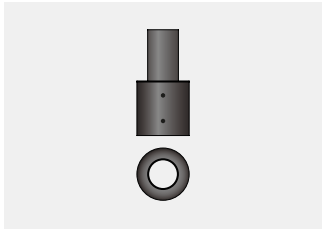

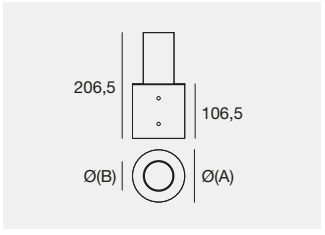

	Ø A mm	Ø B mm	Kg
AT **98744**	102	60	1

Reducer for conical or tapered pole Ø 89mm.

Cross arm Ø 60 mm for conical or tapered pole

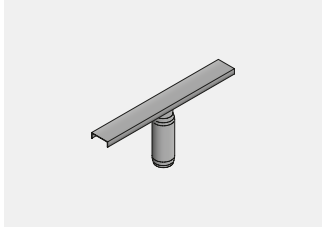

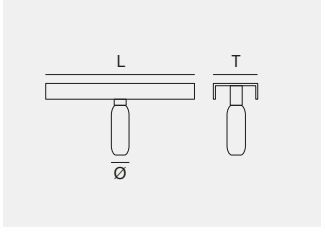

	L mm	T mm	Ø mm	Kg
ZN **98196**	500	70	60	3

Finishes

AT Text anthracite grey R7016
ZN Galvanised steel

15° arm for wall mounting

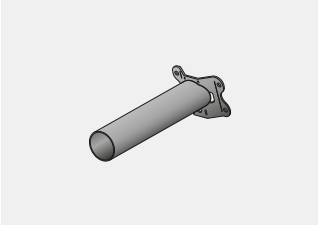

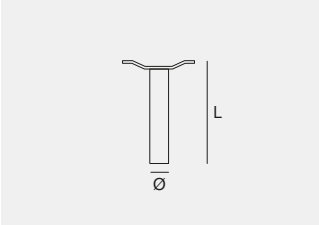

		L mm	Ø mm	Kg
ZN	**98198**	250	60	3,5

Cover for pole handhole.



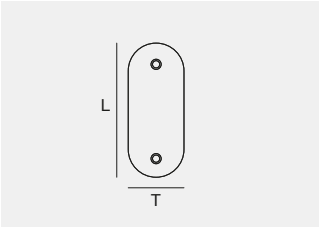

		L mm	T mm	Kg
AT	**98192**	132	38	0,09
AT	**98194**	186	45	0,15

Terminal block for handhole (2 poli - 10 A)



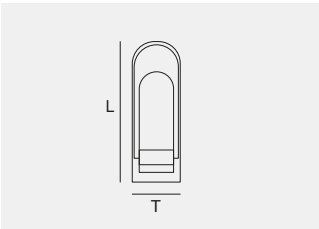

		L mm	T mm
PVC	**98193**	132	38
PVC	**98195**	186	45

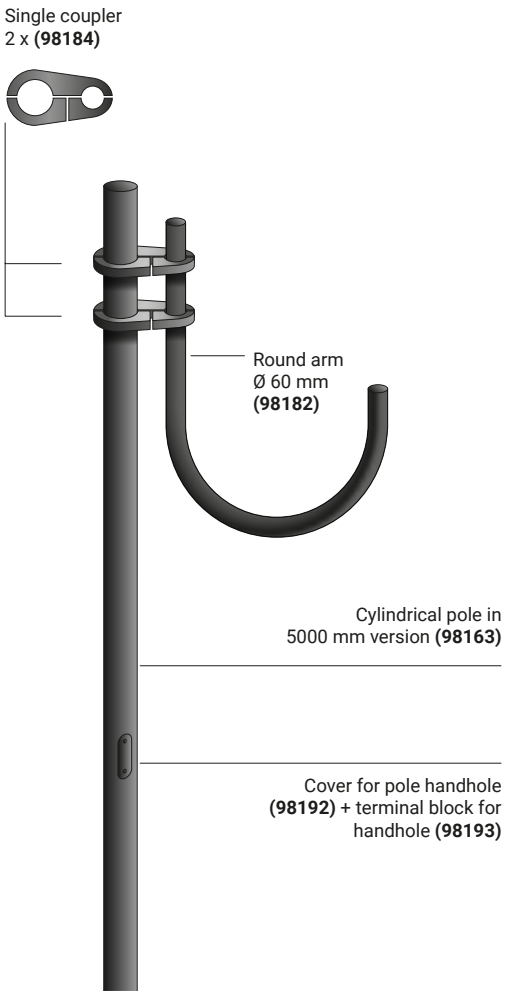

Finishes

AT Text anthracite grey R7016
ZN Galvanised steel



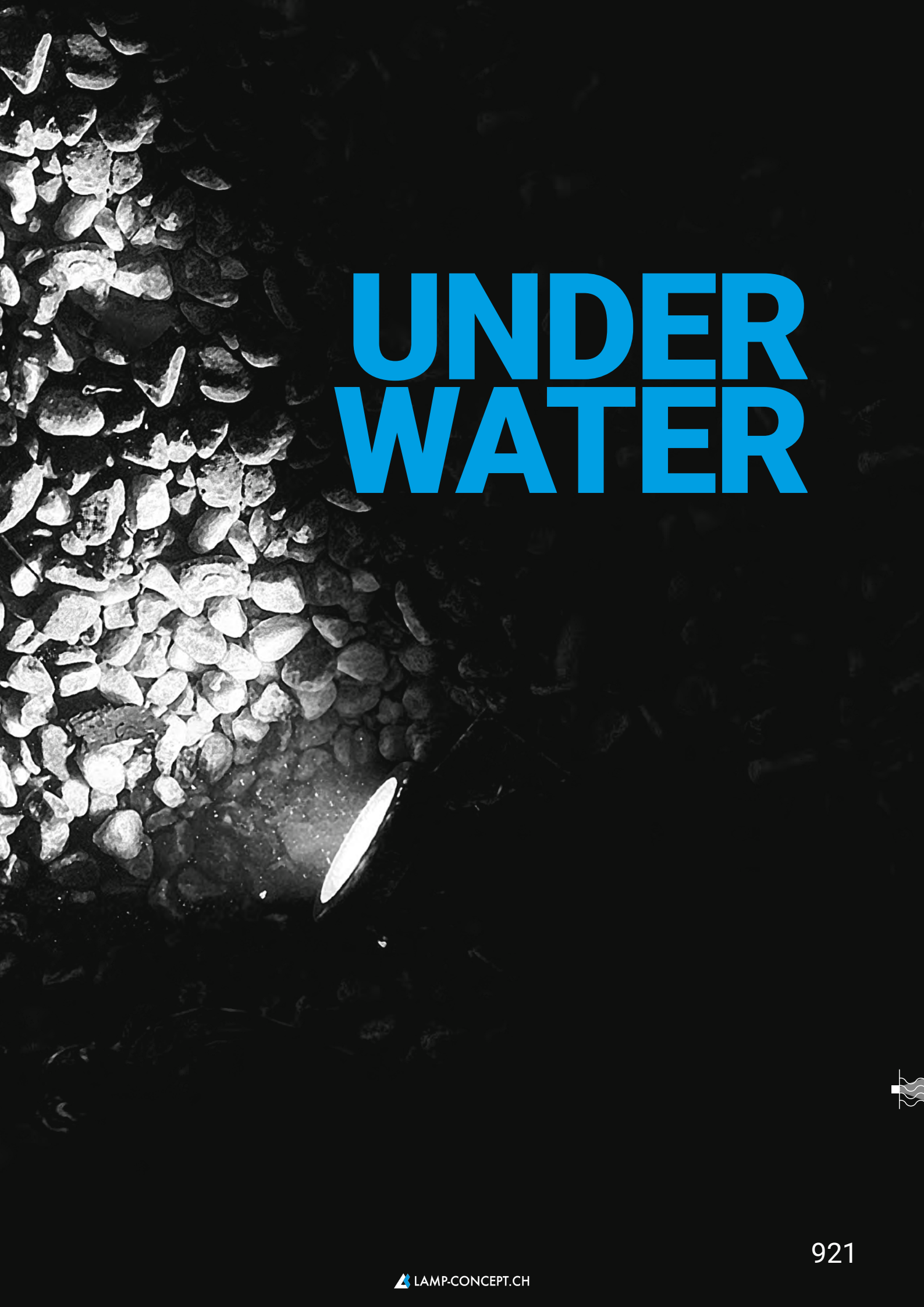

UNDER WATER

Four Seasons Hotel, Arion
Athens (Greece)

Lighting designer:
Thomas Gravanis (Studio L+DG Lighting Architects)

Photography:
Gavriil Papadiotis



Underwater range index

Sub

Sub_R

927

Sub_Q

927

Suelo

Suelo_R

929

Suelo_RX Pro
NEW

929

MK68

MK68_RF
NEW

938-939

MK68_R
NEW

940-941

MK68_RW
NEW

942

MK68_RP

944-945

MK68_RF

946-949

Rubber 3D PROtection

Rubber 3D PROtection

954

Private villa in Voula
Athens, Greece

A modern building, where light becomes dynamic in furnishings and function. A mosaic infinity pool stretches along two sides of the villa. Linea Light Group's MK68_RF and Suelo_RX Pro submerged lights guarantee an amazing performance even under water. The high IP rating is determined by the tempered glass and waterproof structure made of AISI 316L stainless steel.









SUB

AISI 316L stainless steel body.



Sub_R | powerLED



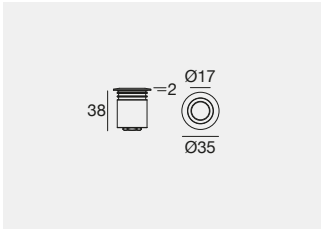

1 m

	Cct	lm S - lm D	Opt	
C.C. - 500 mA - 1,5 W DC				
SE **97315**	**M**	199 - 150	**15**	(21°)
	W	213 - 161	**30**	(27°)
	N	227 - 171	**60**	(61°)
			00	(Diffused)

Electronics: **BC** (pag 927) | Recessed casing (pag 927)

Sub_Q | powerLED



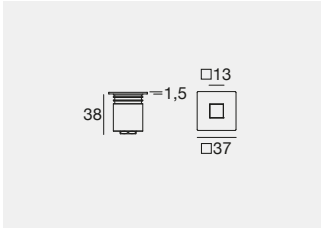

1 m

	Cct	lm S - lm D	Opt	
C.C. - 500 mA - 1,5 W DC				
SE **97317**	**M**	199 - 150	**15**	(21°)
	W	213 - 161	**30**	(27°)
	N	227 - 171	**60**	(61°)
			00	(Diffused)

Electronics: **BC** (pag 927) | Recessed casing (pag 927)

Electronics

BC | 500 mA | 1,5 W DC

89422	**89423**	**C-E200007**	**C-E200003**
ON/OFF	ON/OFF	ON/OFF	DALI/PUSH
1 - 2 art.	2 - 3 art.	3 - 6 art.	2 - 12 art.
74 x 65 x h 27	74 x 65 x h 27	135 x 26 x h 26	125 x 45 x h 30
		35	55

Recessed casing



ABS **98148** Recessed casing IP68

suitable for: Sub_R - Sub_Q



ABS **98060** Recessed casing

suitable for: Sub_R - Sub_Q

Finishes	**Cct**
SE Stainless steel	**M** 2700 **N** 4000
	W 3000

SUELO

AISI 316L stainless steel body.



Suelo_R | powerLED



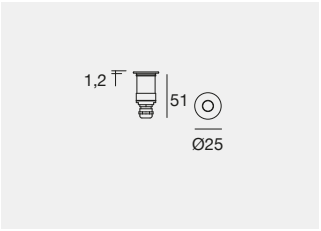

To ensure the correct installation and long-term durability of submerged luminaires, scan the QR code and consult the technical document.

Suelo_RX Pro | powerLED



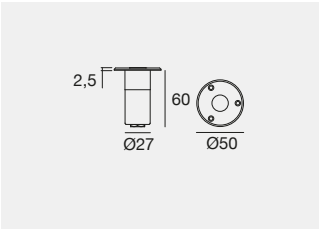

To ensure the correct installation and long-term durability of submerged luminaires, scan the QR code and consult the technical document.

1 m | C.C. | IK09 | IP68

	Cct	lm S - lm D	Opt
350 mA - 1 W DC			
SE **80432**	**M**	145 - 112	**20** (26°)
	W	154 - 120	**35** (37°)
	N	165 - 128	

Electronics: **BB** (pag 929) | Recessed casing (pag 929)

5 m | C.C. | IK10 | IP68

	Cct	lm S - lm D	Opt
630 mA - 2 W DC			
SE **93114**	**W**	249 - 200	**08** (11°)
	N	266 - 214	**15** (21°)
			30 (27°)
			60 (61°)
			12 (113°)
			00 (Diffused)

Electronics: **BD** (pag 929) | Recessed casing (pag 929)

5 m | C.C. | IK10 | IP68 | NEW | RGBW

	Fin	Cct		Opt
RGBW - 220 mA - 2,8 W DC				
C01789	SE	**V**	RGBW (3000 K)	**SP** (19°)
		Q	RGBW (4000 K)	**ML** (30°)
				WF (55°)
				DI (Diffused)

Electronics: **CC** (pag 929) | Recessed casing (pag 929)

For cables and power supply/control contact Linea Light support service.

Electronics

BB | 350 mA | 1 W DC

89419	**89421**	**C-E200006**	**C-E200004**
ON/OFF	ON/OFF	ON/OFF	DALI/PUSH
1 - 2 art.	3 - 6 art.	6 - 12 art.	2 - 12 art.
74 x 65 x h 27	74 x 65 x h 27	135 x 26 x h 26	125 x 45 x h 30
		35	55

CC | 220 mA | 2,8 W DC

C-E700003+C-W600001	**C-E500024**	**DMX**	**Driver CV**	**Switching**
Dimmer RF	Dimmer DMX	Controllers	CV 48V	CV 48V
1 - 12 art.	6 - 12 art.			
175 x 45 x h 27	107 x 96 x h 39	Pag. 1007	Pag. 994	Pag. 987-988
52				

BD | 630 mA | 2 W DC

89420	**C-E200008**	**99186**	**C-E200002**
ON/OFF	ON/OFF	ON/OFF	DALI/PUSH
1 - 2 art.	3 - 6 art.	6 - 12 art.	2 - 12 art.
74 x 65 x h 27	135 x 26 x h 26	117 x 92 x h 38	125 x 45 x h 30
	35		55

Recessed casings



ABS **99678** Recessed casing IP68

suitable for: Suelo_R



ABS **84945** Outer casing IP68 with side outlet

suitable for: Suelo_RX Pro



ABS **84990** Outer casing IP68 with central outlet

suitable for: Suelo_RX Pro

Finishes

SE Stainless steel

Cct

M 2700 **N** 4000 **Q** RGBW 4000
W 3000 **V** RGBW 3000

MK68

AISI 316L stainless steel body.



A COMPLETE COLLECTION

MK68 has an understated design featuring a precision electro-polished AISI 316 steel frame, which is flat for structures covered in tiles or mosaics, or rounded for structures with a waterproofing cover or sheet, flared for surface mounting. The extra-clear tempered glass diffuser with white silk screen-printed edges making it virtually invisible once submerged. The many benefits include the “anti-suction” system which protects from infiltration, Flood, Medium Flood, Medium Wide Flood, Diffused, Elliptic and Asymmetric downlights for optimal distribution of light and mix flux with the possibility of combining and independently controlling different optics. All the models have white 3000K or 4000K or RGBW light sources to create stunning scenarios.

MK68_RF



26W (6Led) 18W RGBW (6Led) 38W (9Led) 25W RGBW (9Led)	12W 13W RGBW	7W 8W RGBW
Ø 230 mm *	**Ø 148 mm ***	**Ø 108 mm ***

MK68_R



26W (6Led) 18W RGBW (6Led) 38W (9Led) 25W RGBW (9Led)	12W 13W RGBW
Ø 226 mm *	**Ø 145 mm ***

MK68_RP



26W (6Led) 18W RGBW (6Led) 38W (9Led) 25W RGBW (9Led)	6W 6W RGBW 12W 13W RGBW	4W
Ø 214 mm *	**Ø 134 mm ***	**Ø 55 mm**

MK68_RW



26W (6Led) 18W RGBW (6Led)	12W 13W RGBW
Ø 262 mm *	**Ø 160 mm ***

To ensure the correct installation and long-term durability of submerged luminaires, scan the QR code and consult the technical document.

*** The light fixture can only be installed underwater**

MK68 GOES DOWN AS FAR AS 25 METRES

MK68 is the innovative, IP68 submersible recess-mount, ideal for creating underwater scenes. The waterproof recessed casing allows wall or floor positioning. The special AISI 316L stainless steel structure gives the projector capacity to withstand a depth up to 25 metres.

Flange in electro-polished AISI 316L stainless steel*

* Electro-polishing is an electrochemical process that selectively removes the surface layer of the component, thus reducing the surface roughness and, therefore, any micro irregularities. In addition to the aesthetic factor, this process increases the resistance to corrosion of the material and simplifies the maintenance and cleaning process.

SE
Stainless steel

ME
Gunmetal

Body in AISI 316L stainless steel

Extra-clear tempered glass



Scale 1:1

INSTALLATION OPTIONS

Installation on concrete casting with tile or mosaic covering

MK68 RF only with outer casing 83140, 83141, 83142



Installation on concrete casting with sheet covering

MK68 R with outer casing 83197, 83198



Installation on concrete casting with waterproofing cover

MK68 R with outer casing 83141, 83142





PROFESSIONAL OPTICS

The MK68 optic groups have been developed to adapt to any lighting requirement and to different depths.
There are three types of symmetrical optics, Flood and Medium Wide Flood, Diffused, plus two asymmetrical versions.



Diffused **(00/DI)**



Flood **(20/FL)**
Elliptic Medium Flood **(25/EM)**
Medium Wide Flood **(40/MW)**



Asymmetric Wall Washer **(07/WW)**

MIX FLUX OPTICS

In addition to the fixed optics, there are two new types called Mix Flux for the 6 and 9 LED versions: Asymmetric + Wall-Washer and Asymmetric + Flood which, thanks to DALI and DMX protocols, can be controlled independently, increasing the designer's creative possibilities.

Realistic light effects with devices installed in water.

Lamp height from tank floor: 1 m





MIX FLUX 31/X1

Optic Asymmetric Wall Washer **(07/WW)**
+ Optic Elliptic Medium Flood **(25/EM)**





MIX FLUX 32/X2

Optic Asymmetric **(07/WW)** +
Optic Flood **(20/FL)**





MIX FLUX 31/X1 *

Optic Asymmetric Wall Washer **(07/WW)**





MIX FLUX 31/X1 *

Optic Elliptic Medium Flood **(25/EM)**

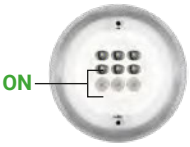



MIX FLUX 32/X2 *

Optic Asymmetric Wall Washer **(07/WW)**





MIX FLUX 32/X2 *

Optic Flood **(20/FL)**



* Independent optics control is not available in the RGBW version.

MK68_RF



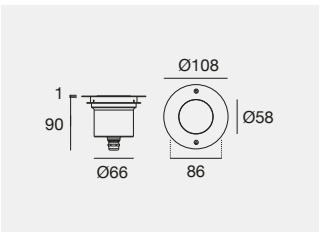

Recessed casing



ABS **83140** Outer casing IP68 for tiles or mosaics

The light fixture can only be installed underwater

To ensure the correct installation and long-term durability of submerged luminaires, scan the QR code and consult the technical document.

IK10 IP68 NEW

		Fin	Cct	lm S - lm D	Opt
arrayLED - C.V. - 12 V DC - 7 W DC					
cable 2 m	**C01590**	**SE** **ME**	**W** **N**	886 - 690 935 - 728	**FL** (20°) **MW** (42°) **EF** (Elliptic) **WW** (Asym.Ww) **DI** (Diffused)
cable 5 m	**C01591**	**SE** **ME**	**W** **N**	886 - 690 935 - 728	**FL** (20°) **MW** (42°) **EF** (Elliptic) **WW** (Asym.Ww) **DI** (Diffused)
cable 15 m	**C01592**				
cable 30 m	**C01593**				

Electronics: **EV** (pag 950)

IK10 IP68 NEW RGBW

		Fin	Cct	Opt
powerLED - RGBW - C.C. - 700 mA - 8 W DC				
cable 2 m	**C01587**	**SE** **ME**	**V** RGBW (3000 K) **Q** RGBW (4000 K)	**FL** (21°) **MW** (42°) **EF** (Elliptic) **DI** (Diffused)
cable 5 m	**C01588**	**SE** **ME**	**V** RGBW (3000 K) **Q** RGBW (4000 K)	**FL** (21°) **MW** (42°) **EF** (Elliptic) **DI** (Diffused)
cable 15 m	**C01589**			

Electronics: **CU1** 12V - **CU2** 24V (pag 950)

IK10 IP68 NEW RGBW

		Fin	Cct	Opt
powerLED - RGBW - C.C. - 350 mA - 8 W DC				
cable 2 m	**C01842**	**SE** **ME**	**V** RGBW (3000 K) **Q** RGBW (4000 K)	**WW** (Asym.Ww)
cable 5 m	**C01845**	**SE** **ME**	**V** RGBW (3000 K) **Q** RGBW (4000 K)	**WW** (Asym.Ww)
cable 15 m	**C01846**			

Electronics: **CV1** 12V - **CV2** 24V (pag 950)

MK68_RF | powerLED



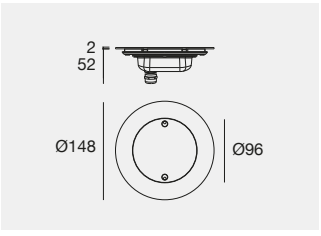

Recessed casing



ABS **83141** Outer casing IP68 for tiles or mosaics

The light fixture can only be installed underwater

*** The cable cannot be shortened below 30 m**

To ensure the correct installation and long-term durability of submerged luminaires, scan the QR code and consult the technical document.

IK10 IP68 NEW

		Fin	Cct	lm S - lm D	Opt
C.V. - 12 V DC - 12 W DC					
cable 5 m	**C01879**	**SE** **ME**	**W** **N**	1521 - 1199 1640 - 1296	**FL** (20°÷ 29°) **MW** (40°÷ 49°) **WW** (Asym.Ww) **EM** (30°÷39°x41°÷60°) **DI** (Diffused)
cable 15 m	**C00305**	**SE** **ME**	**W** **N**	1521 - 1199 1640 - 1296	**FL** (20°÷ 29°) **MW** (40°÷ 49°) **WW** (Asym.Ww) **EM** (30°÷39°x41°÷60°) **DI** (Diffused)
cable 30 m	**C00076**				
cable 60 m *	**C00077**				

Electronics: **EC** (pag 950)

IK10 IP68 NEW RGBW

		Fin	Cct	Opt
RGBW - C.C. - 350 mA - 13 W DC				
cable 5 m	**C01880**	**SE** **ME**	**V** RGBW (3000 K) **Q** RGBW (4000 K)	**FL** (20°÷ 29°) **MW** (40°÷ 49°) **WW** (Asym.Ww) **EM** (30°÷39°x41°÷60°) **DI** (Diffused)
cable 10 m	**C01881**			
cable 15 m	**C01882**			

Electronics: **CQ1** 12V - **CQ2** 24V (pag 950)

MK68_RF | powerLED



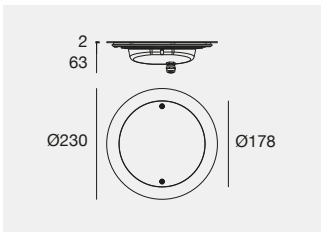

Recessed casing

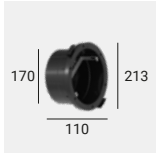

ABS **83142** Outer casing IP68 for tiles or mosaics

The light fixture can only be installed underwater

To ensure the correct installation and long-term durability of submerged luminaires, scan the QR code and consult the technical document.

IK10 IP68 NEW

		Fin	Cct	lm S - lm D	Opt
C.V. - 12 V DC - 26 W DC					
cable 5 m	**C01883**	**SE** **ME**	**W** **N**	3042 - 2553 3281 - 2754	**FL** (20°÷ 29°) **MW** (40°÷ 49°) **WW** (Asym.Ww) **EM** (30°÷39°x41°÷60°) **X1** (Asym+Ellip.) **X2** (Asym+Flood) **DI** (Diffused)
cable 15 m	**C00307**	**SE** **ME**	**W** **N**	3042 - 2553 3281 - 2754	**FL** (20°÷ 29°) **MW** (40°÷ 49°) **WW** (Asym.Ww) **EM** (30°÷39°x41°÷60°) **X1** (Asym+Ellip.) **X2** (Asym+Flood) **DI** (Diffused)
cable 30 m	**C00078**				

Electronics: **EB** (pag 950)

IK10 IP68 NEW +RGBW

		Fin	Cct		Opt
RGBW - C.C. - 500 mA - 18 W DC					
cable 5 m	**C01884**	**SE** **ME**	**V** **Q**	RGBW (3000 K) RGBW (4000 K)	**FL** (20°÷ 29°) **MW** (40°÷ 49°) **WW** (Asym.Ww) **EM** (30°÷39°x41°÷60°) **X1** (Asym+Ellip.) **X2** (Asym+Flood) **DI** (Diffused)
cable 10 m	**C01885**				
cable 15 m	**C01886**				

Electronics: **CR1** 12V - **CR2** 24V (pag 950)

MK68_RF | powerLED



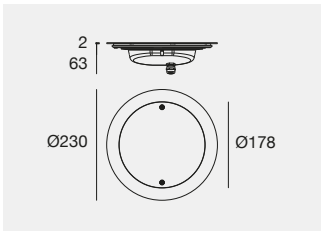

Recessed casing



ABS **83142** Outer casing IP68 for tiles or mosaics

The light fixture can only be installed underwater

To ensure the correct installation and long-term durability of submerged luminaires, scan the QR code and consult the technical document.

IK10 IP68 NEW

		Fin	Cct	lm S - lm D	Opt
C.V. - 12 V DC - 38 W DC					
cable 5 m	**C01887**	**SE** **ME**	**W** **N**	4563 - 3341 4921 - 3604	**FL** (20°÷ 29°) **MW** (40°÷ 49°) **WW** (Asym.Ww) **EM** (30°÷39°x41°÷60°) **X1** (Asym+Ellip.) **X2** (Asym+Flood) **DI** (Diffused)
cable 20 m	**C00079**	**SE** **ME**	**W** **N**	4563 - 3341 4921 - 3604	**FL** (20°÷ 29°) **MW** (40°÷ 49°) **WW** (Asym.Ww) **EM** (30°÷39°x41°÷60°) **X1** (Asym+Ellip.) **X2** (Asym+Flood) **DI** (Diffused)

Electronics: **EA** (pag 950)

IK10 IP68 NEW +RGBW

		Fin	Cct		Opt
RGBW - C.C. - 700 mA - 25 W DC					
cable 5 m	**C01888**	**SE** **ME**	**V** **Q**	RGBW (3000 K) RGBW (4000 K)	**FL** (20°÷ 29°) **MW** (40°÷ 49°) **WW** (Asym.Ww) **EM** (30°÷39°x41°÷60°) **X1** (Asym+Ellip.) **X2** (Asym+Flood) **DI** (Diffused)
cable 10 m	**C01889**				
cable 15 m	**C01890**				

Electronics: **CS1** 12V - **CS2** 24V (pag 950)

Finishes

SE Stainless steel
ME Gunmetal

Cct

W 3000 **V** RGBW 3000
N 4000 **Q** RGBW 4000

MK68_R | powerLED



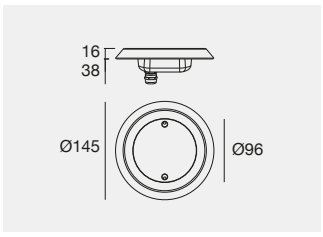

Recessed casing



ABS **83197** Outer casing IP68 (sheet)
ABS **83141** Outer casing IP68 (waterproofing)

The light fixture can only be installed underwater
*** The cable cannot be shortened below 30 m**

To ensure the correct installation and long-term durability of submerged luminaires, scan the QR code and consult the technical document.

IK10 IP68 NEW

		Fin		Cct	lm S - lm D	Opt	
C.V. - 12 V DC - 12 W DC							
cable 5 m	**C01891**	**SE**		**W**	1521 - 1199	**FL**	(20°÷ 29°)
		ME		**N**	1640 - 1296	**MW**	(40°÷ 49°)
						WW	(Asym.Ww)
						EM	(30°÷39°x41°÷60°)
						DI	(Diffused)
cable 15 m	**C00308**	**SE**		**W**	1521 - 1199	**FL**	(20°÷ 29°)
cable 30 m	**C00080**	**ME**		**N**	1640 - 1296	**MW**	(40°÷ 49°)
cable 60 m *	**C00081**					**WW**	(Asym.Ww)
						EM	(30°÷39°x41°÷60°)
						DI	(Diffused)

Electronics: **EC** (pag 950)

IK10 IP68 NEW

		Fin		Cct		Opt	
RGBW - C.C. - 350 mA - 13 W DC							
cable 5 m	**C01892**	**SE**		**V**	RGBW (3000 K)	**FL**	(20°÷ 29°)
cable 10 m	**C01893**	**ME**		**Q**	RGBW (4000 K)	**MW**	(40°÷ 49°)
cable 15 m	**C01894**					**WW**	(Asym.Ww)
						EM	(30°÷39°x41°÷60°)
						DI	(Diffused)

Electronics: **CQ1** 12V - **CQ2** 24V (pag 950)

MK68_R | powerLED



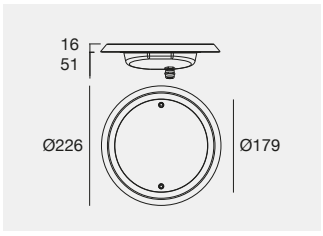

Recessed casing



ABS **83198** Outer casing IP68 (sheet)
ABS **83142** Outer casing IP68 (waterproofing)

The light fixture can only be installed underwater

To ensure the correct installation and long-term durability of submerged luminaires, scan the QR code and consult the technical document.

IK10 IP68 NEW

		Fin		Cct	lm S - lm D	Opt	
C.V. - 12 V DC - 26 W DC							
cable 5 m	**C01895**	**SE**		**W**	3042 - 2553	**FL**	(20°÷ 29°)
		ME		**N**	3281 - 2754	**MW**	(40°÷ 49°)
						WW	(Asym.Ww)
						EM	(30°÷39°x41°÷60°)
						X1	(Asym+Ellip.)
						X2	(Asym+Flood)
						DI	(Diffused)
cable 15 m	**C00309**	**SE**		**W**	3042 - 2553	**FL**	(20°÷ 29°)
cable 30 m	**C00082**	**ME**		**N**	3281 - 2754	**MW**	(40°÷ 49°)
						WW	(Asym.Ww)
						EM	(30°÷39°x41°÷60°)
						X1	(Asym+Ellip.)
						X2	(Asym+Flood)
						DI	(Diffused)

Electronics: **EB** (pag 950)

IK10 IP68 NEW

		Fin		Cct		Opt	
RGBW - C.C. - 500 mA - 18 W DC							
cable 5 m	**C01896**	**SE**		**V**	RGBW (3000 K)	**FL**	(20°÷ 29°)
cable 10 m	**C01897**	**ME**		**Q**	RGBW (4000 K)	**MW**	(40°÷ 49°)
cable 15 m	**C01898**					**WW**	(Asym.Ww)
						EM	(30°÷39°x41°÷60°)
						X1	(Asym+Ellip.)
						X2	(Asym+Flood)
						DI	(Diffused)

Electronics: **CR1** 12V - **CR2** 24V (pag 950)

MK68_R | powerLED



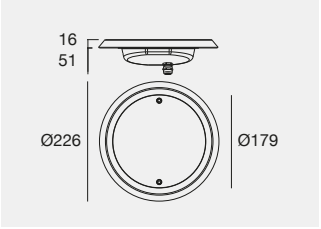

Recessed casing

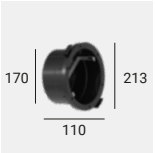

ABS **83198** Outer casing IP68 (sheet)
ABS **83142** Outer casing IP68 (waterproofing)

The light fixture can only be installed underwater

To ensure the correct installation and long-term durability of submerged luminaires, scan the QR code and consult the technical document.

IK10 IP68 NEW

		Fin	Cct	lm S - lm D	Opt
C.V. - 12 V DC - 38 W DC					
cable 5 m	**C01899**	**SE** **ME**	**W** **N**	4563 - 3341 4921 - 3604	**FL** (20°÷ 29°) **MW** (40°÷ 49°) **WW** (Asym.Ww) **EM** (30°÷39°x41°÷60°) **X1** (Asym+Ellip.) **X2** (Asym+Flood) **DI** (Diffused)
cable 20 m cable 30 m	**C00084** **C00310**	**SE** **ME**	**W** **N**	4563 - 3341 4921 - 3604	**FL** (20°÷ 29°) **MW** (40°÷ 49°) **WW** (Asym.Ww) **EM** (30°÷39°x41°÷60°) **X1** (Asym+Ellip.) **X2** (Asym+Flood) **DI** (Diffused)

Electronics: **EA** (pag 950)

IK10 IP68 NEW +RGBW

		Fin	Cct		Opt
RGBW - C.C. - 700 mA - 25 W DC					
cable 5 m cable 10 m cable 15 m	**C01900** **C01901** **C02902**	**SE** **ME**	**V** **Q**	RGBW (3000 K) RGBW (4000 K)	**FL** (20°÷ 29°) **MW** (40°÷ 49°) **WW** (Asym.Ww) **EM** (30°÷39°x41°÷60°) **X1** (Asym+Ellip.) **X2** (Asym+Flood) **DI** (Diffused)

Electronics: **CS1** 12V - **CS2** 24V (pag 950)

INSTALLATION FLEXIBILITY

Easy installation thanks to versions with cables up to 60 m.



Finishes
SE Stainless steel
ME Gunmetal

Cct
W 3000 **V** RGBW 3000
N 4000 **Q** RGBW 4000

MK68_RW | powerLED



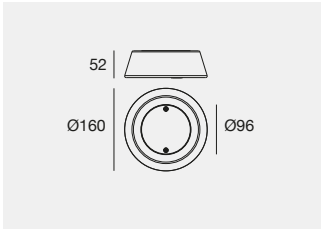

The light fixture can only be installed underwater

To ensure the correct installation and long-term durability of submerged luminaires, scan the QR code and consult the technical document.

IK10 IP68 NEW

		Fin	Cct	Im S - Im D	Opt
C.V. - 12 V DC - 12 W DC					
cable 5 m	**C00497**	**SE**	**W**	1521 - 1199	**FL** (20°÷ 29°)
cable 20 m	**C00498**	**ME**	**N**	1640 - 1296	**MW** (40°÷ 49°)
					WW (Asym.Ww)
					EM (30°÷39°x41°÷60°)
					DI (Diffused)

Electronics: **EA** (pag 950)

IK10 IP68 NEW RGBW

		Fin	Cct		Opt
RGBW - C.C. - 350 mA - 13 W DC					
cable 5 m	**C00705**	**SE**	**V**	RGBW (3000 K)	**FL** (20°÷ 29°)
cable 20 m	**C00706**	**ME**	**Q**	RGBW (4000 K)	**MW** (40°÷ 49°)
					WW (Asym.Ww)
					EM (30°÷39°x41°÷60°)
					DI (Diffused)

Electronics: **CQ1** 12V - **CQ2** 24V (pag 950)

MK68_RW | powerLED



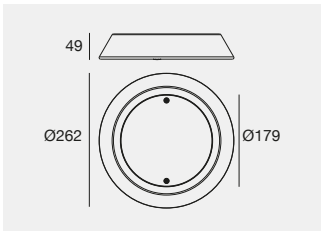

The light fixture can only be installed underwater

To ensure the correct installation and long-term durability of submerged luminaires, scan the QR code and consult the technical document.

IK10 IP68 NEW

		Fin	Cct	Im S - Im D	Opt
C.V. - 12 V DC - 26 W DC					
cable 5 m	**C00499**	**SE**	**W**	3042 - 2553	**FL** (20°÷ 29°)
cable 15 m	**C00500**	**ME**	**N**	3281 - 2754	**MW** (40°÷ 49°)
					WW (Asym.Ww)
					EM (30°÷39°x41°÷60°)
					X1 (Asym+Ellip.)
					X2 (Asym+Flood)
					DI (Diffused)

Electronics: **EB** (pag 950)

IK10 IP68 NEW RGBW

		Fin	Cct		Opt
RGBW - C.C. - 500 mA - 18 W DC					
cable 5 m	**C00707**	**SE**	**V**	RGBW (3000 K)	**FL** (20°÷ 29°)
cable 15 m	**C00708**	**ME**	**Q**	RGBW (4000 K)	**MW** (40°÷ 49°)
					WW (Asym.Ww)
					EM (30°÷39°x41°÷60°)
					X1 (Asym+Ellip.)
					X2 (Asym+Flood)
					DI (Diffused)

Electronics: **CR1** 12V - **CR2** 24V (pag 950)



Fixing bracket included

MK68 RW
The MK68 family expands installation options with the MK68_RW series. These new luminaires offer versatile surface-mounted solutions, ideal for the lighting refurbishment of older underwater fixtures.



Sacmi
Imola (Italy)

Architectural Project:
A2 Studio Gasparri e Ricci Bitti
Architetti Associati

Photography:
Lorenzo Rinella

MK68_RP | powerLED



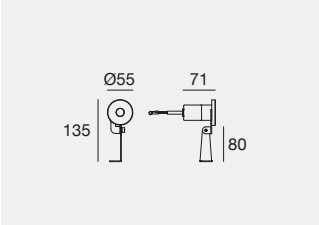

To ensure the correct installation and long-term durability of submerged luminaires, scan the QR code and consult the technical document.

IK10 IP68

		Fin	Cct	Im S - Im D	Opt
350 mA - 4 W DC					
cable 5 m	**80314**		**W**	490 - 360	**15** (15°)
			N	529 - 389	**30** (28°)
					60 (59°)

Electronics: **BE** (pag 950)

MK68_RP | powerLED



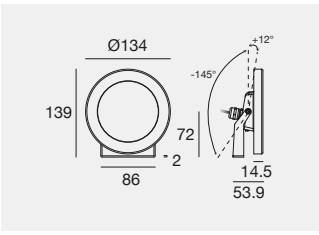

The light fixture can only be installed underwater

*** The cable cannot be shortened below 30 m**

To ensure the correct installation and long-term durability of submerged luminaires, scan the QR code and consult the technical document.

IK10 IP68

		Fin	Cct	Im S - Im D	Opt
C.V. - 12 V DC - 6 W DC					
cable 5 m	**84193**		**W**	945 - 745	**20** (20°÷ 29°)
			N	1019 - 805	**40** (40°÷ 49°)
					25 (30°÷39°x41°÷60°)
					00 (Diffused)
cable 15 m	**C00314**	**SE**	**W**	945 - 745	**FL** (20°÷ 29°)
cable 30 m	**C00108**		**N**	1019 - 805	**MW** (40°÷ 49°)
cable 60 m *	**C00109**				**EM** (30°÷39°x41°÷60°)

Electronics: **EL** (pag 950)

C.V. - 12 V DC - 12 W DC					
cable 5 m	**84025**		**W**	1521 - 1199	**20** (20°÷ 29°)
			N	1640 - 1296	**40** (40°÷ 49°)
					25 (30°÷39°x41°÷60°)
					00 (Diffused)
cable 15 m	**C00315**	**SE**	**W**	1521 - 1199	**FL** (20°÷ 29°)
cable 30 m	**C00110**		**N**	1640 - 1296	**MW** (40°÷ 49°)
cable 60 m *	**C00111**				**EM** (30°÷39°x41°÷60°)

Electronics: **EC** (pag 950)

IK10 IP68

		Fin	Cct		Opt
RGBW - C.C. - 220 mA - 6 W DC					
cable 5 m	**84194**		**V**	RGBW (3000 K)	**20** (20°÷ 29°)
			Q	RGBW (4000 K)	**40** (40°÷ 49°)
					25 (30°÷39°x41°÷60°)
					00 (Diffused)

Electronics: **CT1** 12V - **CT2** 24V (pag 950)

RGBW - C.C. - 350 mA - 13 W DC					
cable 5 m	**84026**		**V**	RGBW (3000 K)	
			Q	RGBW (4000 K)	

Electronics: **CQ1** 12V - **CQ2** 24V (pag 950)

MK68_RP | powerLED



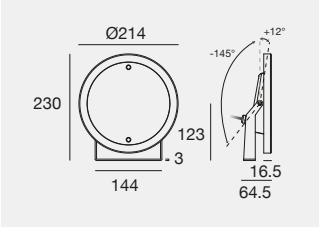

The light fixture can only be installed underwater

To ensure the correct installation and long-term durability of submerged luminaires, scan the QR code and consult the technical document.

IK10 IP68

		Fin	Cct	lm S - lm D	Opt	
C.V. - 12 V DC - 26 W DC						
cable 5 m	**84027**		**W**	3042 - 2553	**20**	(20°÷ 29°)
			N	3281 - 2754	**40**	(40°÷ 49°)
					25	(30°÷39°x41°÷60°)
					00	(Diffused)
cable 15 m	**C00313**	**SE**	**W**	3042 - 2553	**FL**	(20°÷ 29°)
cable 30 m	**C00106**		**N**	3281 - 2754	**MW**	(40°÷ 49°)
					EM	(30°÷39°x41°÷60°)

Electronics: **EB** (pag 950)

IK10 IP68

		Fin	Cct		Opt	
RGBW - C.C. - 500 mA - 18 W DC						
cable 5 m	**84029**		**V**	RGBW (3000 K)	**20**	(20°÷ 29°)
			Q	RGBW (4000 K)	**40**	(40°÷ 49°)
					25	(30°÷39°x41°÷60°)
					00	(Diffused)

Electronics: **CR1** 12V - **CR2** 24V (pag 950)

MK68_RP | powerLED



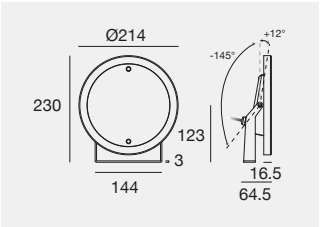

The light fixture can only be installed underwater

To ensure the correct installation and long-term durability of submerged luminaires, scan the QR code and consult the technical document.

IK10 IP68

		Fin	Cct	lm S - lm D	Opt	
C.V. - 12 V DC - 38 W DC						
cable 5 m	**84028**		**W**	4563 - 3341	**20**	(20°÷ 29°)
			N	4921 - 3605	**40**	(40°÷ 49°)
					25	(30°÷39°x41°÷60°)
					00	(Diffused)
cable 20 m	**C00107**	**SE**	**W**	4563 - 3341	**FL**	(20°÷ 29°)
			N	4921 - 3605	**MW**	(40°÷ 49°)
					EM	(30°÷39°x41°÷60°)

Electronics: **EA** (pag 950)

IK10 IP68

		Fin	Cct		Opt	
RGBW - C.C. - 700 mA - 25 W DC						
cable 5 m	**84030**		**V**	RGBW (3000 K)	**20**	(20°÷ 29°)
			Q	RGBW (4000 K)	**40**	(40°÷ 49°)
					25	(30°÷39°x41°÷60°)
					00	(Diffused)

Electronics: **CS1** 12V - **CS2** 24V (pag 950)

REPLACING WITHOUT CHANGING

For relamping applications, MK68 is available in versions compatible with the back boxes of the previous Admiral collection. A solution that allows the lighting system to be upgraded without requiring any structural modifications to the pool.

To ensure that the lights work correctly, make sure that the outer casting is perfectly sealed (watertight) and replace the previous electronics with the version dedicated to MK68 light fixtures



SE **83223**

Adapter for Admiral 84937** recessed casing

suitable for: MK68_R Ø145 mm

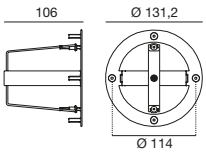



Relamping kit for outer casing 84937**

For installed outer casing, code 84937** Ø131mm (IP68) use the specific adaptor **83223** with MK68_R Ø145 mm (codes C01891 - C00308 - C00080 - C00081 - C01892 - C01893 - C01894).



Outer casing IP68 (cod. 84937**)

Admiral (cod. 97631, 93495, 97641, 97647, 93503)

Pre-installed outer casing IP68 (cod. 84937**)

Adapter (cod. 83223)

MK68_R* (see page 940)

*** The light fixture can only be installed underwater**
**** The 84937/84938/84939 back boxes from the previous Admiral collection have been discontinued and are no longer available for ordering**

MK68_RF Ø205 mm for outer casing 84938**

For installed outer casing, code 84938** Ø190mm (IP68) use the new dedicated device Nautlius_RF Ø205 mm (code 76737 - 76738 - C00311 - C00085 - C00086).



Outer casing IP68
(cod. 84938**)

Admiral
(cod. 97632, 93637, 97643, 97648, 93505)

Pre-installed outer casing IP68
(cod. 84938**)

New
MK68_RF *
Ø 205 3 LED

MK68_RF Ø300 mm for outer casing 84939**

For installed outer casing, code 84939** Ø283mm (IP68) use the new dedicated device Nautlius_RF Ø300 mm (codes 76733 - 76734 - C00312 - C00104 - 76735 - 76736 - C00105).

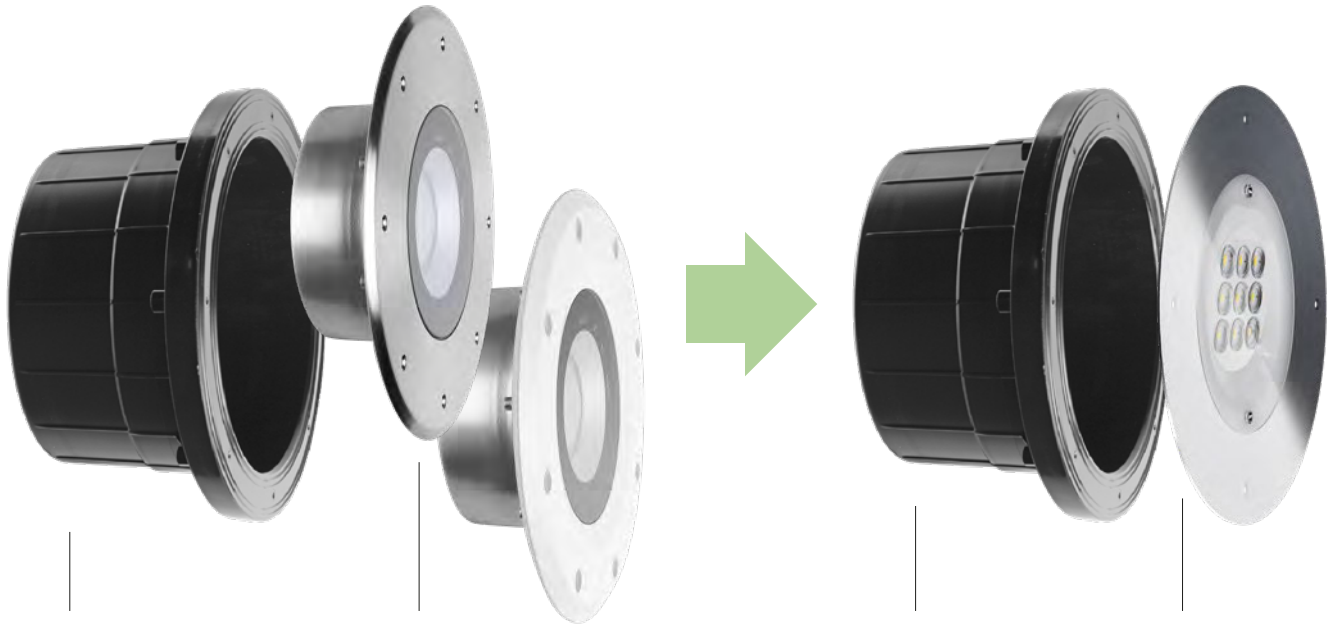

Outer casing IP68
(cod. 84939**)

Admiral
(cod. 97638, 93498, 97691, 97651, 93506)

Pre-installed outer casing IP68
(cod. 84939**)

New MK68_RF *
Ø 300 6 LED
Ø 300 9 LED

*** The light fixture can only be installed underwater**
**** The 84937/84938/84939 back boxes from the previous Admiral collection have been discontinued and are no longer available for ordering**

MK68_RF | powerLED



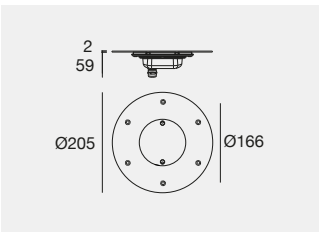

The light fixture can only be installed underwater

*** The cable cannot be shortened below 30 m**

To ensure the correct installation and long-term durability of submerged luminaires, scan the QR code and consult the technical document.

IK10 IP68

		Fin	Cct	Im S - Im D	Opt
C.V. - 12 V DC - 12 W DC					
cable 5 m	**76737**		**W**	1521 - 1199	**20** (20°÷ 29°)
			N	1640 - 1296	**40** (40°÷ 49°)
					07 (Asym.Ww)
					25 (30°÷39°x41°÷60°)
					00 (Diffused)
cable 15 m	**C00311**	**SE**	**W**	1521 - 1199	**FL** (20°÷ 29°)
cable 30 m	**C00085**		**N**	1640 - 1296	**MW** (40°÷ 49°)
cable 60 m *	**C00086**				**WW** (Asym.Ww)
					EM (30°÷39°x41°÷60°)
					DI (Diffused)

Electronics: **EC** (pag 950)

IK10 IP68 RGBW

		Fin	Cct		Opt
RGBW - C.C. - 350 mA - 13 W DC					
cable 5 m	**76738**		**V**	RGBW (3000 K)	**20** (20°÷ 29°)
			Q	RGBW (4000 K)	**40** (40°÷ 49°)
					07 (Asym.Ww)
					25 (30°÷39°x41°÷60°)
					00 (Diffused)

Electronics: **CQ1** 12V - **CQ2** 24V (pag 950)

Please note: for installation only on outer casing:
84938 Ø190 mm (Out of catalogue and no longer orderable)

MK68_RF | powerLED



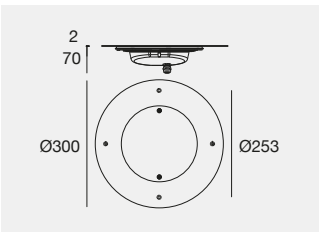

The light fixture can only be installed underwater

To ensure the correct installation and long-term durability of submerged luminaires, scan the QR code and consult the technical document.

IK10 IP68

		Fin	Cct	Im S - Im D	Opt
C.V. - 12 V DC - 26 W DC					
cable 5 m	**76733**		**W**	3042 - 2553	**20** (20°÷ 29°)
			N	3281 - 2754	**40** (40°÷ 49°)
					07 (Asym.Ww)
					25 (30°÷39°x41°÷60°)
					31 (Asym+Ellip.)
					32 (Asym+Flood)
					00 (Diffused)
cable 15 m	**C00312**	**SE**	**W**	3042 - 2553	**FL** (20°÷ 29°)
cable 30 m	**C00104**		**N**	3281 - 2754	**MW** (40°÷ 49°)
					WW (Asym.Ww)
					EM (30°÷39°x41°÷60°)
					X1 (Asym+Ellip.)
					X2 (Asym+Flood)
					DI (Diffused)

Electronics: **EB** (pag 950)

IK10 IP68 RGBW

		Fin	Cct		Opt
RGBW - C.C. - 500 mA - 18 W DC					
cable 5 m	**76734**		**V**	RGBW (3000 K)	**20** (20°÷ 29°)
			Q	RGBW (4000 K)	**40** (40°÷ 49°)
					07 (Asym.Ww)
					25 (30°÷39°x41°÷60°)
					31 (Asym+Ellip.)
					32 (Asym+Flood)
					00 (Diffused)

Electronics: **CR1** 12V - **CR2** 24V (pag 950)

Please note: for installation only on outer casing:
84939 Ø283 mm (Out of catalogue and no longer orderable)

MK68_RF | powerLED



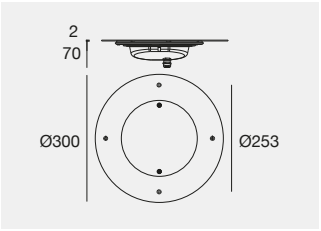

The light fixture can only be installed underwater

*** The cable cannot be shortened below 30 m**

To ensure the correct installation and long-term durability of submerged luminaires, scan the QR code and consult the technical document.

IK10 IP68

		Fin	Cct	Im S - Im D	Opt
C.V. - 12 V DC - 38 W DC					
cable 5 m	**76735**		**W**	4563 - 3341	**20** (20°÷ 29°)
			N	4921 - 3604	**40** (40°÷ 49°)
					07 (Asym.Ww)
					25 (30°÷39°x41°÷60°)
					31 (Asym+Ellip.)
					32 (Asym+Flood)
					00 (Diffused)
cable 20 m	**C00105**	**SE**	**W**	4563 - 3341	**FL** (20°÷ 29°)
			N	4921 - 3604	**MW** (40°÷ 49°)
					WW (Asym.Ww)
					EM (30°÷39°x41°÷60°)
					X1 (Asym+Ellip.)
					X2 (Asym+Flood)
					DI (Diffused)

Electronics: **EA** (pag 950)

IK10 IP68

		Fin	Cct		Opt
RGBW - C.C. - 700 mA - 25 W DC					
cable 5 m	**76736**		**V**	RGBW (3000 K)	**20** (20°÷ 29°)
			Q	RGBW (4000 K)	**40** (40°÷ 49°)
					07 (Asym.Ww)
					25 (30°÷39°x41°÷60°)
					31 (Asym+Ellip.)
					32 (Asym+Flood)
					00 (Diffused)

Electronics: **CS1** 12V - **CS2** 24V (pag 950)

Please note: for installation only on outer casing:
84939 Ø283 mm (Out of catalogue and no longer orderable)



Residence in Ekali
Attica (Greece)
Project: IFI Group

Finishes

SE Stainless steel

Cct

W 3000 **V** RGBW 3000
N 4000 **Q** RGBW 4000

Electronics

BE | 350 mA | 4 W DC

89421
ON/OFF
1 art.
74 x 65 x h 27

C-E200006
ON/OFF
2 - 3 art.
135 x 26 x h 26
35

C-E200004
DALI/PUSH
1 - 3 art.
125 x 45 x h 30
55

CQ1 | 12 V | 350 mA | 13 W DC

C-E700003+C-W600001
Dimmer RF
1 art.
175 x 45 x h 27
52

83187
Dimmer DMX
1 art.
97 x 71 x h 62

DMX
Controllers
Pag. 1007

83010
Driver CV 12V
60W DC
163 x 43 x h 32
54

CR1 | 12 V | 500 mA | 18 W DC

C-E700003+C-W600001
Dimmer RF
1 art.
175 x 45 x h 27
52

83187
Dimmer DMX
1 art.
97 x 71 x h 62

DMX
Controllers
Pag. 1007

83010
Driver CV 12V
60W DC
163 x 43 x h 32
54

CS1 | 12 V | 700 mA | 25 W DC

C-E700003+C-W600001
Dimmer RF
1 art.
175 x 45 x h 27
52

83187
Dimmer DMX
1 art.
97 x 71 x h 62

DMX
Controllers
Pag. 1007

83010
Driver CV 12V
60W DC
163 x 43 x h 32
54

CT1 | 12 V | 220 mA | 6 W DC

C-E700003+C-W600001
Dimmer RF
1 art.
175 x 45 x h 27
52

83187
Dimmer DMX
1 art.
97 x 71 x h 62

DMX
Controllers
Pag. 1007

83010
Driver CV 12V
60W DC
163 x 43 x h 32
54

CU1 | 12 V | 700 mA | 8 W DC

C-E700003+C-W600001
Dimmer RF
3 art.
175 x 45 x h 27
52

83187
Dimmer DMX
2 - 3 art.
97 x 71 x h 62

DMX
Controllers
Pag. 1007

83010
Driver CV 12V
60W DC
163 x 43 x h 32
54

CV1 | 12 V | 350 mA | 8 W DC

C-E700003+C-W600001
Dimmer RF
1 art.
175 x 45 x h 27
52

83187
Dimmer DMX
1 art.
97 x 71 x h 62

DMX
Controllers
Pag. 1007

83010
Driver CV 12V
60W DC
163 x 43 x h 32
54

EA | 12 V | max. 39 W DC

83010
ON/OFF
1 art.
163 x 43 x h 32
54

83013
ON/OFF
1 - 3 art.
191 x 63 x h 38
74

83012
DALI
1 art.
150 x 53 x h 35
29

83015
DALI
1 - 3 art.
191 x 63 x h 38
29

EC | 12 V | max. 12 W DC

83010
ON/OFF
1 - 5 art.
163 x 43 x h 32
54

83013
ON/OFF
1 - 12 art.
191 x 63 x h 38
74

83012
DALI
1 - 5 art.
150 x 53 x h 35
29

83015
DALI
1 - 10 art.
191 x 63 x h 38
29

EV | 12 V | max. 7 W DC

83010
ON/OFF
1 - 8 art.
163 x 43 x h 32
54

83013
ON/OFF
1 - 16 art.
191 x 63 x h 38
74

83012
DALI
1 - 8 art.
150 x 53 x h 35
29

83015
DALI
1 - 20 art.
191 x 63 x h 38
29

CQ2 | 24 V | 350 mA | 13 W DC

C-E700003+C-W600001
Dimmer RF
1 - 2 art.
175 x 45 x h 27
52

C-E500024
Dimmer DMX
1 - 2 art.
107 x 96 x h 39

DMX
Controllers
Pag. 1007

99331
Driver CV 24V
150W DC
158 x 60 x h 35
70

CR2 | 24 V | 500 mA | 18 W DC

C-E700003+C-W600001
Dimmer RF
1 - 2 art.
175 x 45 x h 27
52

C-E500024
Dimmer DMX
1 - 2 art.
107 x 96 x h 39

DMX
Controllers
Pag. 1007

99331
Driver CV 24V
150W DC
158 x 60 x h 35
70

CS2 | 24 V | 700 mA | 25 W DC

C-E700003+C-W600001
Dimmer RF
1 - 2 art.
175 x 45 x h 27
52

C-E500024
Dimmer DMX
1 - 2 art.
107 x 96 x h 39

DMX
Controllers
Pag. 1007

99331
Driver CV 24V
150W DC
158 x 60 x h 35
70

CT2 | 24 V | 220 mA | 6 W DC

C-E700003+C-W600001
Dimmer RF
1 - 2 art.
175 x 45 x h 27
52

C-E500024
Dimmer DMX
1 - 2 art.
107 x 96 x h 39

DMX
Controllers
Pag. 1007

99331
Driver CV 24V
150W DC
158 x 60 x h 35
70

CU2 | 24 V | 700 mA | 8 W DC

C-E700003+C-W600001
Dimmer RF
3 - 6 art.
175 x 45 x h 27
52

C-E500024
Dimmer DMX
3 - 6 art.
107 x 96 x h 39

DMX
Controllers
Pag. 1007

99331
Driver CV 24V
150W DC
158 x 60 x h 35
70

CV2 | 24 V | 350 mA | 8 W DC

C-E700003+C-W600001
Dimmer RF
1 - 3 art.
175 x 45 x h 27
52

C-E500024
Dimmer DMX
1 - 3 art.
107 x 96 x h 39

DMX
Controllers
Pag. 1007

99331
Driver CV 24V
150W DC
158 x 60 x h 35
70

EB | 12 V | max. 26 W DC

83010
ON/OFF
1 - 2 art.
163 x 43 x h 32
54

83013
ON/OFF
1 - 5 art.
191 x 63 x h 38
74

83012
DALI
1 - 2 art.
150 x 53 x h 35
29

83015
DALI
1 - 4 art.
191 x 63 x h 38
29

EL | 12 V | max. 6 W DC

83010
ON/OFF
1 - 9 art.
163 x 43 x h 32
54

83013
ON/OFF
1 - 24 art.
191 x 63 x h 38
74

83012
DALI
1 - 9 art.
150 x 53 x h 35
29

83015
DALI
1 - 19 art.
191 x 63 x h 38
29

DMX: for power supply/control contact Linea Light support service



Hotel De Russie
Rome (Italy)

Project: Zanon Architetti Associati

Design and L.D.: architect Pietro Paolo Lateano

Green design: Sofia Varoli Piazza

Specialised technical lighting consultancy: architects Carolina De Camillis and Riccardo Fibbi

Photography: Matteo Canestraro

RUBBER 3D PROTECTION



IP68 3m

IP68 and permanent submersion

Rubber 3D PROtection is certified with a grade of IP68, therefore it lends itself well to permanent installations, submerged up to 3 metres, in environments such as pools, fountains, vertical waterfalls, modern showers and similar, at the same time guaranteeing maximum flexibility. In addition, the waterproof power cable allows protection from the water. An amazing 10 metres long, much longer than the average if we consider similar products already available on the market, the cable allows placement of the power supply unit in a separate site, helping the installer and facilitating subsequent maintenance and/or any replacements.

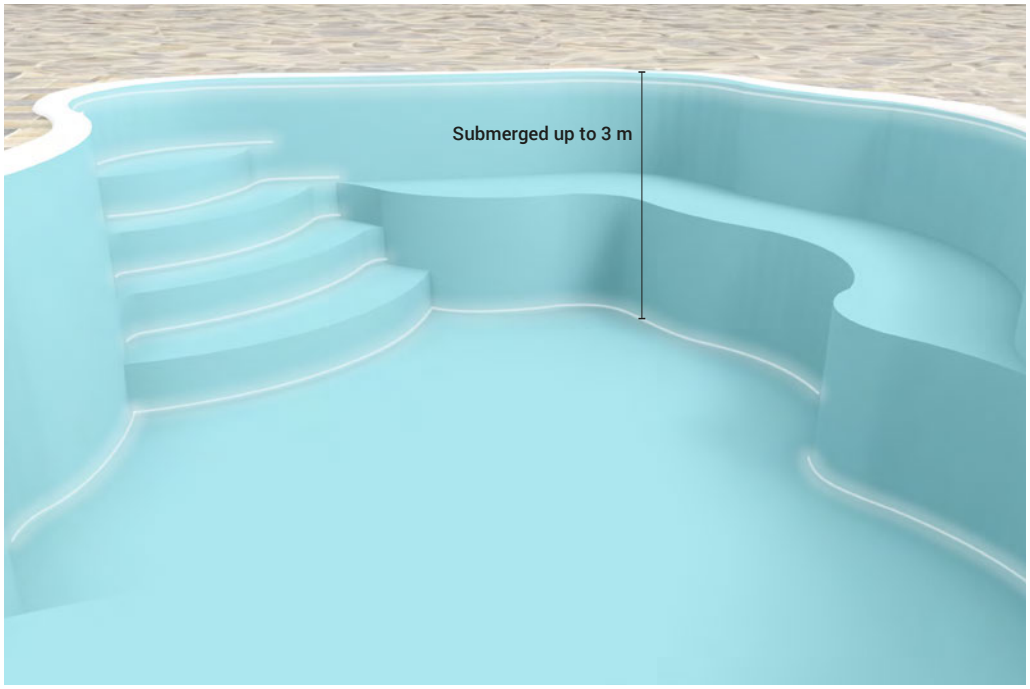

IP69

IP69 is a classification of the German DIN 40050-9 standard that extends the standard IP classification, developed for sectors where supplementary protection against high pressures and high temperatures is needed. Rubber 3D PROtection has passed the IP69 test: once installed in a pool or other environments that require periodic cleaning through the use of a pressure washer, Rubber PROtection withstands jets of high-pressure or hot water aimed directly on the product, without needing to be removed and subsequently repositioned. This is a considerable advantage that lets you avoid maintenance operations which would otherwise be compulsory and need to be repeated over time. IP69 is an additional classification that comes alongside the IP68 standard set forth by the IEC60529 system. Rubber 3D PROtection is certified for both grades of protection.

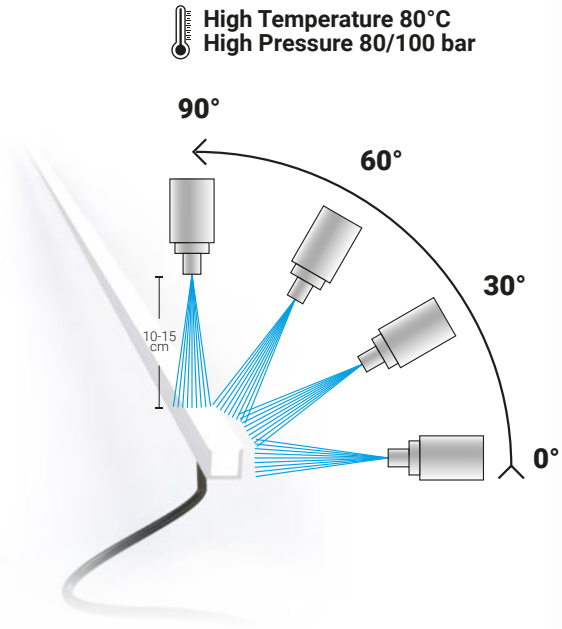

Rubber 3D PROtection | V3 | LED strip | 24 V DC



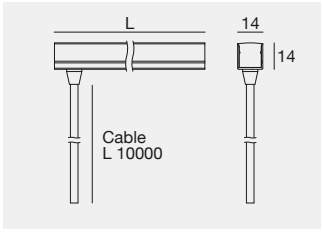

10 m | max 3 m | C.V. | R9 >50 | IP68

	Cct	lm S/m - lm D/m	Opt	L	
CRI 90 - 9,6 W/m					
C0012	**M**	998 - 627	**DI**	**01004**	(1,004 m - 9,6 W)
	W	1096 - 684		**05004**	(5,004 m - 48 W)
	T	1158 - 687		**10004**	(10,004 m - 96 W)
	N	1206 - 715			

Electronics: **AL** (pag 954) | Accessories (pag 956-957)

10 m | max 3 m | C.V. | IP68 | RGBW

	Cct		Opt	L	
CRI 90 - 15 W/m					
C0012	**V**	RBGW (3000 K)	**DI**	**01004**	(1,004 m - 15 W)
				05004	(5,004 m - 74,6 W)

For power supply/control contact
Linea Light support service

Electronics: **AM7** (pag 954) | Accessories (pag 956-957)



Electronics

AL | 24 V

99374	**99331**	**99332**	**83333**	**C-E400002**
ON/OFF	ON/OFF	0/1-10V	DALI/PUSH	DALI/PUSH
75W	150W	150W	150W	240W
210 x 49 x h 25	158 x 60 x h 35	158 x 60 x h 35	188 x 68 x h 34	188 x 68 x h 34
56	70	70	77	77

AM7 | 24 V

C-E700002+C-W600001	**99331**	**C-E500025**	**DMX**	**99331**
Dimmer RF	CV 24V	Dimmer DMX	Controllers	CV 24V
	150 W			150 W
52 x 52 x h 26	158 x 60 x h 35	96 x 73 x h 39	Pag. 1007	158 x 60 x h 35
53	70			70



Accessories: Rubber 3D PROtection

Linear profile



ASA **C-K100002** 1000 mm - 18 mm - 19 mm
ASA **C-K100001** 2000 mm - 18 mm - 19 mm
suitable for: Rubber 3D PROtection

Linear profile with cable run



ASA **C-K100005** 1000 mm - 39 mm - 19 mm
ASA **C-K100004** 2000 mm - 39 mm - 19 mm
suitable for: Rubber 3D PROtection

Clip

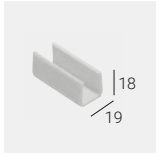

ASA **C-K100003** 50 mm - 18 mm - 19 mm

suitable for: Rubber 3D PROtection

Clip with cable run



ASA **C-K100006** 50 mm - 39 mm - 19 mm

suitable for: Rubber 3D PROtection

Rubber preparation kit



WH **99521** 1100 mm - 40 mm - 23 mm
Niche template

suitable for: Rubber 3D PROtection

Accessory for corrugated preparation

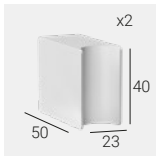

WH **C-K400165** 50 mm - 40 mm - 23 mm
To be combined with Rubber preparation kit 99521

suitable for: Rubber 3D PROtection

Rubber preparation kit



WH **C-K400170** 1010 mm - 40 mm - 27 mm
Niche template

suitable for: Rubber 3D PROtection

Accessory for corrugated preparation or C-C300001

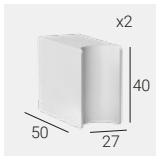

WH **C-K400171** 50 mm - 40 mm - 27 mm
To be combined with Rubber preparation kit C-K400170

suitable for: Rubber 3D PROtection

Recessed casing + cable gland



PVC **C-C300001** 300 mm - Ø36 mm

suitable for: Rubber 3D PROtection

ASA: Acrylonitrile Styrene Acrylate (thermoplastic material)

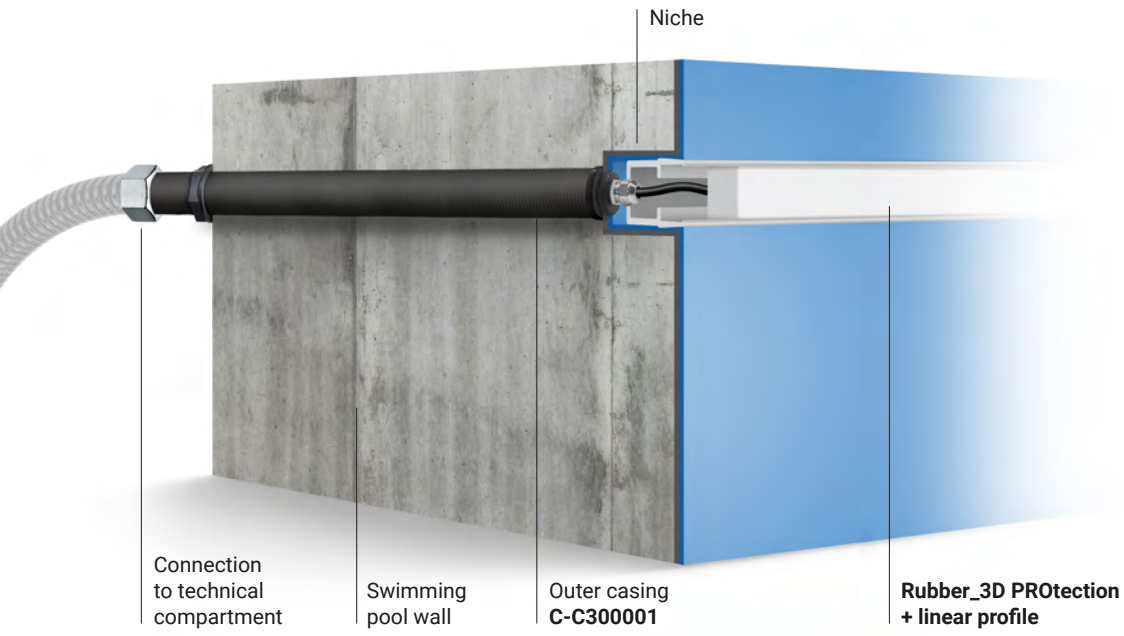

Underwater

Finishes

WH White

Accessories

Connector 2 ways



PVC **98990** IP68 min. 2x0,25 mm2
IP68 max. 2x1,0 mm2

suitable for: Rubber 3D PROtection (not suitable RGBW)

Connector 2 ways



PVC **C-W300001** IP68 with GEL 5x1.5 mm2

suitable for: Rubber 3D PROtectionRGBW

Connector



PVC **89548** IP68 with GEL
max. 4x1,5 mm2

suitable for: Rubber 3D PROtection (not suitable RGBW)

Double-sided tape



PVC **99520** 33 m

suitable for: Rubber 3D PROtection

Connector 2 ways C-W300001







INDUSTRIAL LIGHTS



Le contesse
Manzana, Vittorio Veneto (Italy)

Architectural design: Marina Calcinoni e Silvia Simionato

Photo: SlowPhoto

Industrial lights range index

Raptor

Raptor



964

Alux

Alux



968

Alux Pro



968

Alux Pro ENEC

NEW



968

Alix

Alix



971

Alix Pro



971

Atix

Atix



973

RAPTOR



DESIGNED FOR WORK

By providing excellent light quality and high lighting performance, is the ideal solution for industrial and commercial lighting. Thanks to its high mechanical strength and ease of installation, it is suitable for large production and logistics spaces.

Strength and performance in any setting
Raptor features a high-performance, single-piece body made of low-copper die-cast aluminium, a structural material that ensures high corrosion resistance and excellent thermal performance. The extra-clear tempered glass diffuser allows installation in harsh environments exposed to chemicals, acids, halides, solvents, greases and oils.



Single die-cast aluminium body with low copper content

4 mm thick extra-clear tempered glass

3 COB Led
130W
150W

4 COB Led
180W

Raptor | arrayLED | 220-240 V AC



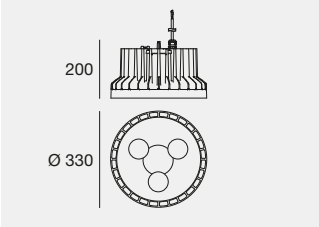

	Cct	lm S - lm D	Opt
119 W DC - 130 W AC			
AL **77090**	**W**	17940 - 14361	**30** (35° UGR<19)
DALI	**N**	18411 - 15105	**60** (66° UGR<22)
AL **77091**			**90** (94°)
			12 (107°)
138 W DC - 150 W AC			
AL **77093**	**W**	20484 - 15969	**30** (35° UGR<19)
DALI	**N**	21021 - 16812	**60** (66° UGR<22)
AL **77094**			**90** (94°)
			12 (107°)

Raptor | arrayLED | 220-240 V AC



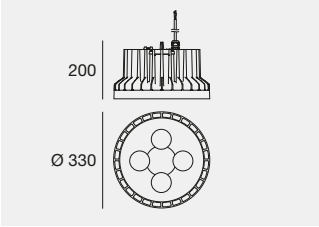

	Cct	lm S - lm D	Opt
165 W DC - 180 W AC			
AL **77096**	**W**	26916 - 20487	**30** (35° UGR<19)
DALI	**N**	27908 - 21570	**60** (66° UGR<22)
AL **77097**			**90** (94°)
			12 (107°)

GROUND LIGHTING WITH OPTICS: MEDIUM FLOOD, WIDE FLOOD, EXTRA WIDE FLOOD

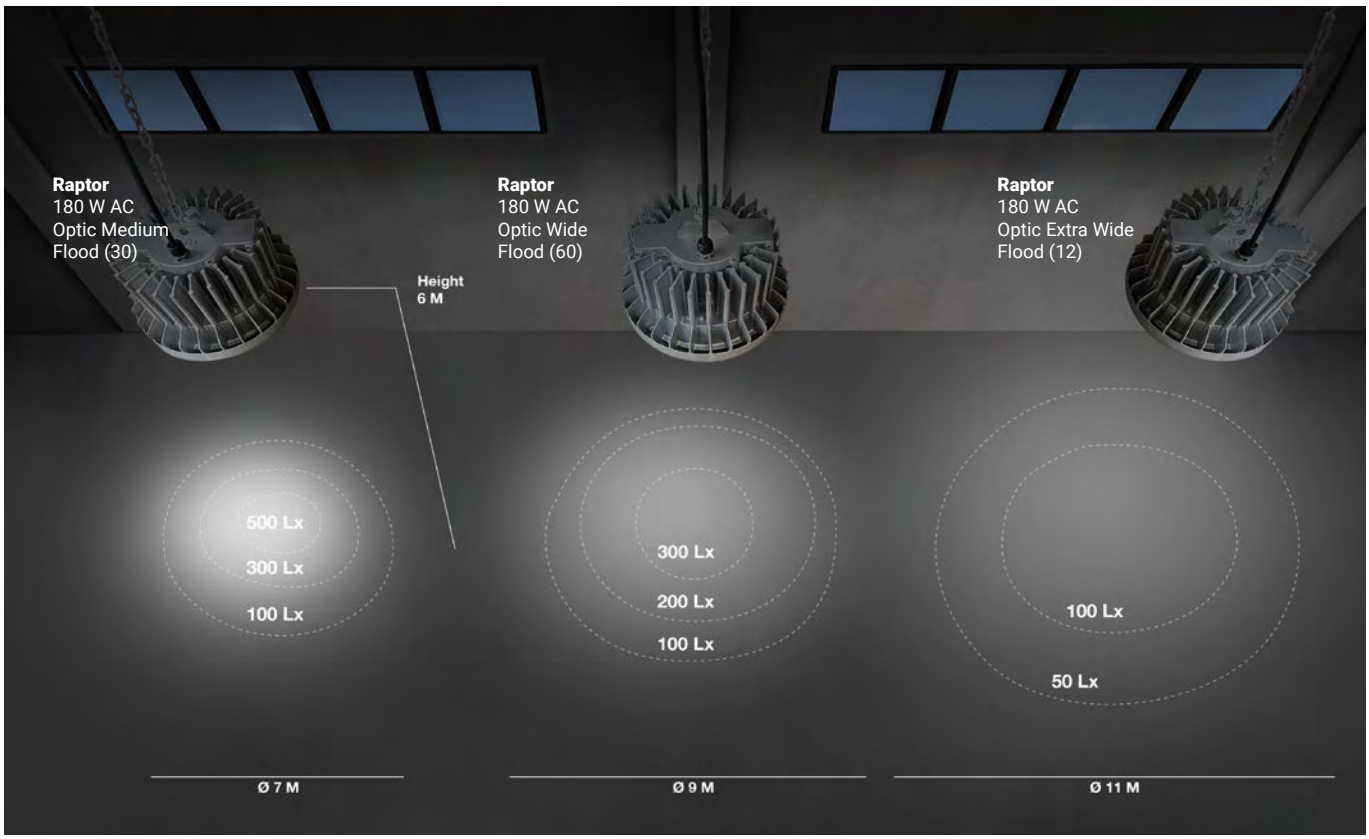

Finishes	Cct
AL Aluminium	**W** 3000
	N 4000



Rotocart Hq
Treviso (Italy)

Photography: Quasar

ALUX

Body in anodised extruded aluminium.
Extra-clear tempered glass or
polycarbonate diffuser.



Construction details
Waterproof structure made in anodised extruded aluminium, polycarbonate or impact-resistant toughened glass cover. Driver built into the lamp body with direct connection to the mains power via neoprene cable.



Alux



Alux Pro

Resistance to corrosion (Alux Pro side end caps)
The base alloy undergoes a specific open-pore anodising electrochemical pre-treatment, developed to ensure high corrosion resistance even in environments where aggressive substances may be present in the air. One of the two side end caps integrates the TCS® valve, which allows the luminaire to breathe, helping to preserve its reliability over time.

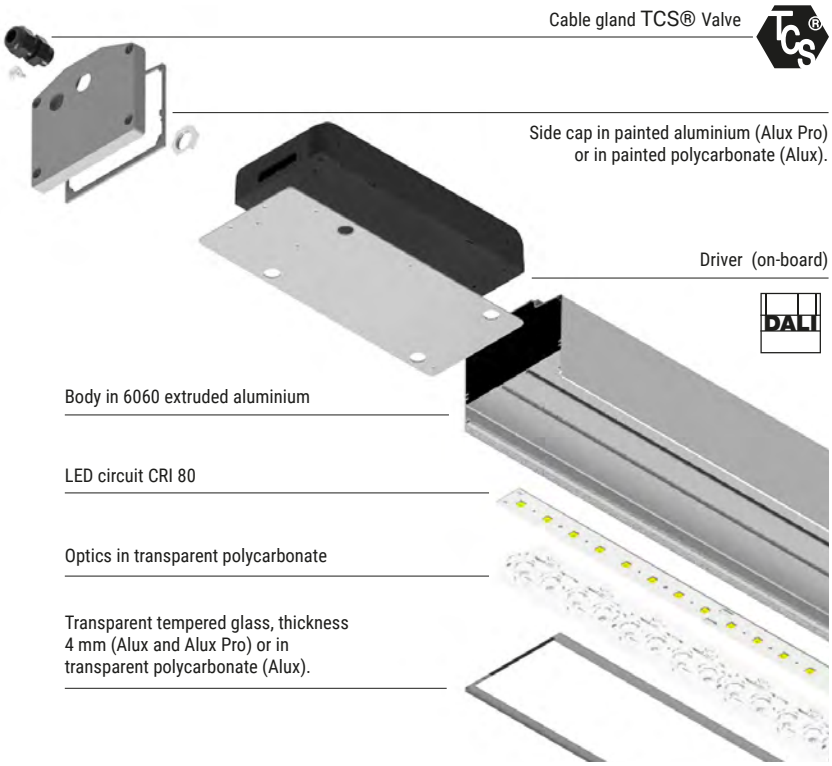

High-performance optics
The high precision optics used perfectly convey the emission of the primary light cone, significantly decreasing the light of the secondary cone. By using Medium Flood or Wide Flood optics, the result is a particularly intense and uniform light, without reflections.

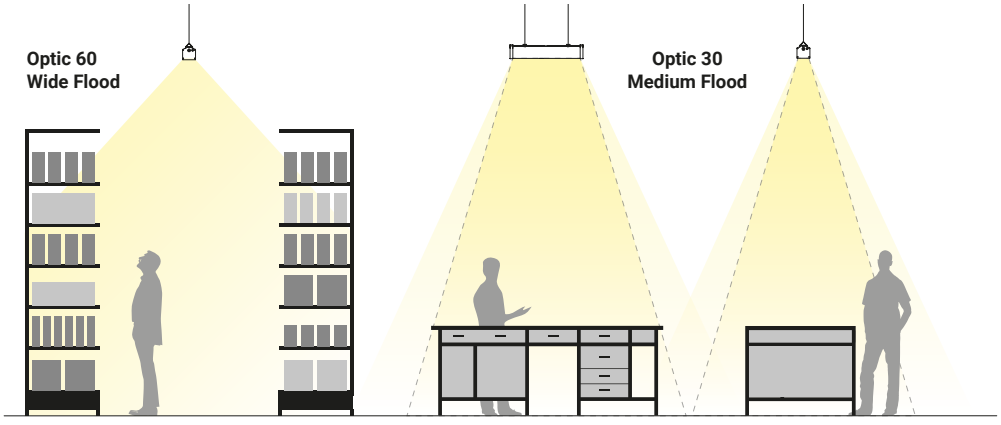

Alux | topLED | 220-240 V AC



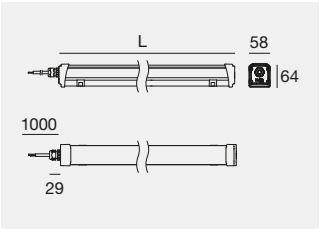

EL

* The driver contained in the device complies with IEC 61347-2-13 annex J, and can therefore be powered by centralized power supply systems.

IK07 Glass * IK10 Poly IP65

	Cct	lm S - lm D	Opt
L 627 mm - 29 W DC - 32 W AC			
GA **84418**	**W**	4307 - 3273	**30** (23°x 46°)
LA **84421**	**N**	4504 - 3423	**60** (48°x 64°)
DALI			**12** (118°)
GA **84424**			**00** (Diffused)
LA **84427**			**69** (74°x 120°)
L 1212 mm - 49 W DC - 54 W AC			
GA **84419**	**W**	7704 - 5859	**30** (23°x 46°)
LA **84422**	**N**	8057 - 6127	**60** (48°x 64°)
DALI			**12** (118°)
GA **84425**			**00** (Diffused)
LA **84428**			**69** (74°x 120°)
L 1505 mm - 58 W DC - 60 W AC			
GA **84420**	**W**	9340 - 7125	**30** (23°x 46°)
LA **84423**	**N**	9768 - 7444	**60** (48°x 64°)
DALI			**12** (118°)
GA **84426**			**00** (Diffused)
LA **84429**			**69** (74°x 120°)

Accessories (pag 969)

Alux Pro | topLED | 220-240 V AC



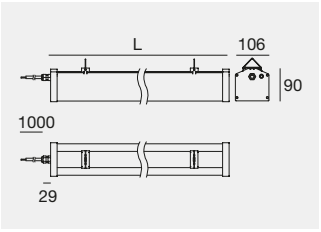

IK06 IP65

	Cct	lm S - lm D	Opt
L 454 - 35 W DC - 40 W AC			
GA **81774**	**W**	5856 - 5334	**30** (32°)
DALI	**N**	6161 - 5615	**60** (53°)
GA **81775**			**12** (120°)
			00 (Diffused)
			69 (76°x 121°)
L 844 - 65 W DC - 70 W AC			
GA **81776**	**W**	10613 - 9714	**30** (32°)
DALI	**N**	11167 - 10195	**60** (53°)
GA **81777**			**12** (120°)
			00 (Diffused)
			69 (76°x 121°)
L 1234 - 90 W DC - 100 W AC			
GA **81778**	**W**	15586 - 14193	**30** (32°)
DALI	**N**	16400 - 14989	**60** (53°)
GA **81779**			**12** (120°)
			00 (Diffused)
			69 (76°x 121°)

**Only Indoor | Accessories (pag 969)

Alux Pro ENEC | topLED | 220-240 V AC



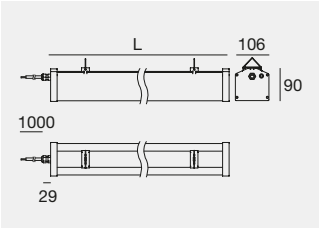

IK06 IP65 NEW

	Fin	Cct	lm S - lm D	Opt
L 454 - 35 W DC - 40 W AC				
C01384	GA	**W**	5856 - 5334	**ML** (32°)
DALI		**N**	6161 - 5615	**WF** (53°)
C01385				**XF** (120°)
				DI (Diffused)
				3Z (76°x 121°)
L 844 - 65 W DC - 70 W AC				
C01386	GA	**W**	10613 - 9714	**ML** (32°)
DALI		**N**	11167 - 10195	**WF** (53°)
C01387				**XF** (120°)
				DI (Diffused)
				3Z (76°x 121°)

**Only Indoor | Accessories (pag 969)

Finishes		Cct	
GA	Transparent glass/Aluminium	**W**	3000
LA	Transparent polycarbonate/Aluminium	**N**	4000



Le contesse
Manzana, Vittorio Veneto (Italy)

Architectural design: Marina Calcinoni e Silvia Simionato

Photo: SlowPhoto

Accessories



BB **84863** Extension cables in neoprene ON-OFF (per meter) 3x1 mm². Example: 84863 x 3 pz = 3 m

suitable for: Alux / Alux PRO / Alux Pro ENEC



BB **99737** Quick connector ON-OFF IP68 2 ways (3 poles).

suitable for: Alux / Alux PRO / Alux Pro ENEC



BB **83239** Extension cables in neoprene DALI (per meter) 5x2,5 mm². Example: 83239 x 3 pz = 3 m

suitable for: Alux / Alux PRO / Alux Pro ENEC

Finishes

BB Black

ALIX

Body in polycarbonate with UV protection.



Alix | topLED | 220-240 V AC



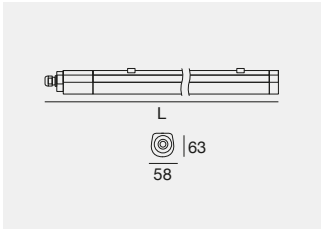

Alix PRO | topLED | 220-240 V AC



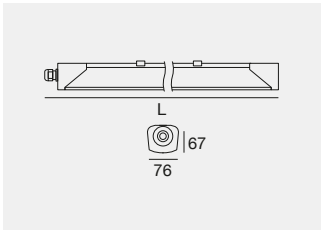

IK08 IP66

	Fin		Cct	lm S - lm D	Opt	
L 1240 - 27 W DC - 30 W AC						
C00908	**GG**		**N**	3900 - 3659	**DI**	(Diffused)
L 1640 - 42 W DC - 47 W AC						
C00909	**GG**		**N**	6100 - 5505	**DI**	(Diffused)

IK10 IP66 DALI FLICKER FREE

	Fin		Cct	lm S - lm D	Opt	
L 1213 - 30 W DC - 32 W AC						
C00910	**GG**		**N**	4000 - 3513	**DI**	(Diffused)
DALI - 30 W DC - 32 W AC						
C00911	**GG**		**N**	4000 - 3513	**DI**	(Diffused)
L 1493 - 46 W DC - 51 W AC						
C00912	**GG**		**N**	6000 - On req	**DI**	(Diffused)
DALI - 46 W DC - 51 W AC						
C00913	**GG**		**N**	6100 - On req	**DI**	(Diffused)

The connection of Alix and Alix Pro luminaires **is quick and easy**, without the need for tools.



Thanks to a special switch, **Alix** luminaires **can be adapted** to the requirements of any project:

C00908 Step 1 = 30W (3659 lm D) ➔ Step 2 = 20W (2378 lm D)
C00909 Step 1 = 47W (5505 lm D) ➔ Step 2 = 33W (3854 lm D)



Accessories



SE **INCLUDED**

Steel clip bracket for dual installation, hanging or surface mounted (chains not included).

suitable for: Alix / Alix PRO





Finishes

GG Text brilliant grey R9006
SE Stainless steel

Cct

N 4000

ATIX

The ATEX explosion-proof watertight appliances, designed with latest-generation technological materials are suitable for lighting areas with atmospheres at risk of explosion.



Places of use

- Mining sites
- Petrochemical industries
- Service stations
- Electrical power plants
- Chemical industries
- Pharmaceutical industries
- Food industries

Atix | topLED | 220-240 V AC



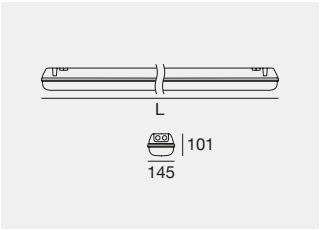

IK08 IP66 EX 2,22

	Cct	lm S - lm D	Opt
L 1587 mm - 36 W DC - 38 W AC			
SY 93282	N	6590 - 6045	12 (69°x 179°)



Body in compressed fibreglass reinforced with RAL 1003 yellow polyester. Transparent diffuser in ridged polycarbonate with UV protection. Stainless steel locking clip.



ATEX explosion proof

The Atex articles are designed with extremely high quality tested materials to guarantee adequate resistance and function. They are, therefore, perfectly suited for use in EX areas in accordance with directive ATEX 2014/34 / EU.

Version suitable for **EX zone: 2,22**

II 3 G Ex nA IIC T6 Gc
II 3 D Ex t IIIC T85 °C Dc

Accessories



SE **INCLUDED**

Steel clip bracket for dual installation, hanging or surface mounted (chains not included).

Finishes

SY Polished signal yellow R1003
SE Stainless steel

Cct

N 4000



ELEC TRONICS

CASAMBI | pag 976

INDOOR

CC On/Off Driver | pag 978
CC Triac Driver | pag 980
CC 0/1-10V Driver | pag 981
CC DALI Driver | pag 982
CV-CC 0/1-10V & DALI Converter | pag 985
CV On/Off Driver | pag 986
CV On/Off Switching | pag 987
CV Triac Driver | pag 988
CV DALI Driver | pag 988
CV 0/1-10V, DALI & PUSH Dimmer | pag 989

OUTDOOR

CC On/Off Driver | pag 990
CC DALI Driver | pag 992
CV On/Off Driver | pag 992
CC-CV On/Off Converter | pag 994
CV 0/1-10V Driver | pag 994
CV DALI Driver | pag 995

MASTER & CONTROLLER

Master Triac | pag 996
Master DALI | pag 996
Dimmer CC radio frequency | pag 999
Dimmer CV radio frequency | pag 1000
Dimmer CV SPI | pag 1000
Dimmer CC & CV DALI DT8 | pag 1002
Dimmer CC & CV DALI DT6 | pag 1003
Dimmer Phase-Cut | pag 1004
Signal Converter DMX/DALI | pag 1004
Dimmer CC DMX | pag 1005
Dimmer CV DMX | pag 1006
Master DMX | pag 1007
Master Pixel/SPI | pag 1008

EMERGENCY

Emergency light kit | pag 1012

Cables | pag 1014
Junction Boxes | pag 1015
DMX Accessories | pag 1016

Casambi

Cas_Led | Casambi LED driver



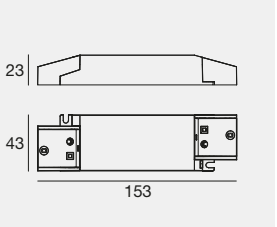

C.C. IP20 NEW

	Range	Output	Input	Eff.	PF	Surge
C-E100063	0.38-44.10W DC	150-1050mA 2.5-45V	220-240VAC	90%	0.96	2 kV

Casambi LED driver. Dimming range from 1 to 100%. Multi-current driver adjustable from 150 to 1050 mA in 1 mA steps, configurable via smartphone using the NFC app. Self-resetting protection against overheating, overload, open circuits and short circuits along the output line.

Ledmin | Casambi CC 4ch



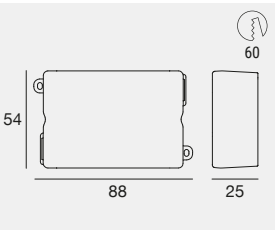

Made in Italy III C.C. IP10

	Range	Output	Input
C-E500020	4ch. x (2.1-8,4W DC/ch.)	350mA 6-24V	12-24V DC
C-E500021	4ch. x (3-12 W DC/ch)	500mA 6-24V	12-24V DC

	24V DC switching		
99371	Peta 50 W	**99374**	Reson 75 W
84700	Peta 75 W	**99331**	Reson 150 W

4-channel dimmer with CASAMBI module allows for the control of all types of LEDs: white, dynamic white, RGB and RGBW.

Ledmin | Casambi CV 4ch



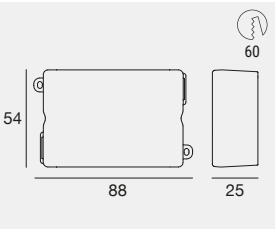

Made in Italy III C.V. IP10

	Range	Output	Input
C-E500022	4ch. x (60W DC/ch.)	2.5A 24V	12-24V DC

	24V DC switching		
99371	Peta 50 W	**99374**	Reson 75 W
84700	Peta 75 W	**99331**	Reson 150 W

4-channel dimmer with CASAMBI module allows for the control of all types of LEDs: white, dynamic white, RGB and RGBW.

BasicDIM | Wireless passive module



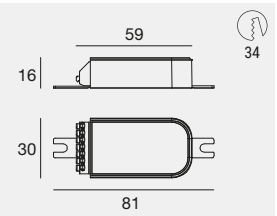

III DALI2 IP20

	Type	Signal Output	Input	Connector
C-E700012	WH	DALI2 DT6 DT8	15-16V DC	CLAMP

The passive wireless module is a BT DALI converter compatible with Casambi, with 4 freely configurable button inputs. The module is powered via the DALI bus, so no additional mains power supply is required.

Ledmin | Converter Casambi DMX



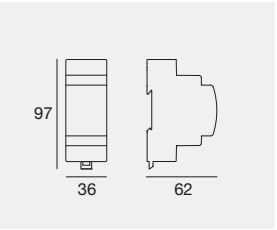

Made in Italy III DMX RDM IP10

	Type	Signal Output	Input	Connector
C-E700021	BB	DMX	12-48V DC	CLAMP

Signal converter from Casambi to DMX. Configurable via Casambi APP.



83009
Power supply

CasDIM | 0-10V, 1-10V or DALI dimming interface



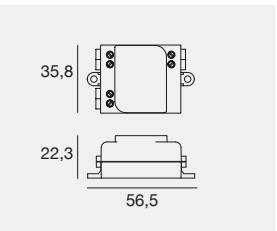

DALI2 1-10V IP10 NEW

	Type	Signal Output	Input	Connector
KIT0079	WH	0-10V, 1-10V, DALI2 DT6 DT8	220-240V AC	CLAMP

Wireless control unit for LED drivers with 0-10 V, 1-10 V or DALI dimming interface. Available with 0-10 V (and 1-10 V) analog control interface or standalone DALI digital interface. The standalone DALI configuration allows the implementation of multichannel lighting systems with adjustable color (RGB and RGBW) or color temperature (CCT).

CasDIM_PH | trailing-edge dimmer



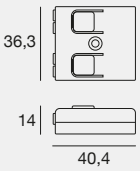

IP10 NEW

	Type	Signal Output	Input	Connector
KIT0080	WH	Phase cut	220-240V AC	CLAMP

Trailing-edge phase-cut device enabled by Casambi, controllable via Bluetooth, suitable for use with incandescent lamps, dimmable LED lamps, and dimmable LED drivers. The CBU-TED unit can handle up to 100 W at 230 VAC.

Cas_Sen | Sensor PIR/LUX



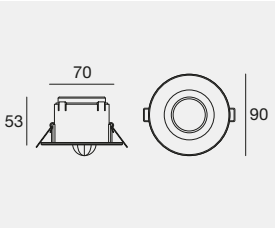

IP20 NEW

	Type	Signal Output	Input	Connector
C-E700045	WH	Casambi, DALI2	220-240V AC	CLAMP

Sensor for ceiling-mounted and recessed installation. It combines presence detection and daylight management, with Casambi and DALI dimming. The sensor is suitable for applications with a maximum installation height of 5 metres.

Cas_Sal | Converter DALI CASAMBI



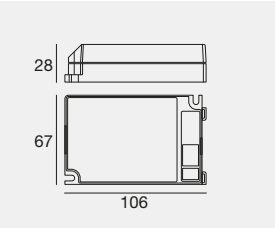

IP20 NEW

	Type	Signal Output	Input	Connector
C-E700048	WH	32 Device DALI2 DT6 DT8	100-250V AC	CLAMP
C-E700040	WH	64 Device DALI2 DT6 DT8	100-250V AC	CLAMP

The device integrates a wired DALI driver system into a Casambi system. Integrated 130 mA DALI BUS power supply. The product supports DALI standards such as DALI D4i, DALI DT6 and DALI DT8. Integrated RTC (real time clock).

Cas_Timer | Timer Casambi



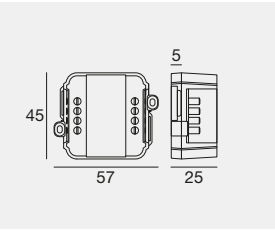

IP20 NEW

	Type	Signal Output	Input	Connector
C-E700050	BB	Casambi	12-48V DC	CLAMP

Casambi timer. Controlled via the CASAMBI app or a normally open push button, programmable through the app. Stores the time to preserve Casambi scenarios during temporary power outages. Retains the Casambi network time for up to 24 hours. Ensures synchronization of CASAMBI scenes and schedules following a temporary blackout or power interruption. Synchronizes and maintains the circadian profile configured via the CASAMBI app.



83009
Power supply

Cas_GW | Gateway Casambi



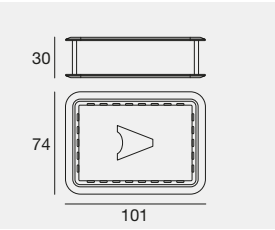

IP20 NEW

	Type	Signal Output	Input	Connector
C-E700051	BB	Casambi	100-250V AC	CLAMP

With the Casambi Cloud Gateway, remotely control your Casambi network via the Internet and receive data through the app. Supplied with a power adapter compatible with the EU, UK, US, Australian and Chinese (PRC) regions.

Easyfit | Switch Bluetooth



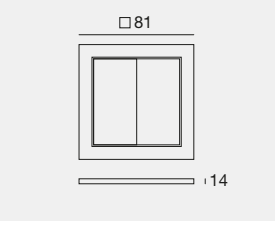

IP20 NEW

	Type	Frequency	Range
C-E700049	WH	Radio Frequency 2.4 GHz	4 button

Switch that transmits its status based on Bluetooth low energy technology. Battery power required. The signal range is 10 m in an enclosed environment.

INDOOR | CC On/Off Driver

Bit | On/Off Driver



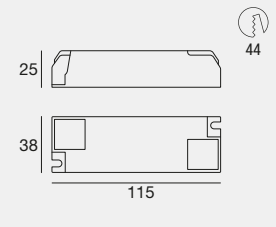

	Range	Output	Input	Eff.	PF	Surge
99243	6.5W DC arrayLED	700mA 10V	220-240V AC	80%	0.6	0.5 kV
99370	10W DC arrayLED	300mA 36V	220-240V AC	80%	0.6	0.5 kV

Protection self-resetting against overheating, overloading, open circuits and short-circuits along the output line.

Slim | On/Off Driver



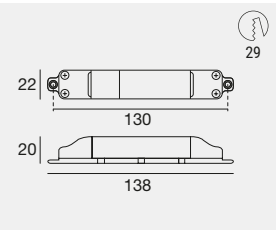

	Range	Output	Input	Eff.	PF	Surge
99307	0.7-1.5W DC powerLEDs	220mA 3-7V	220-240V AC	53%	>0.4 C	4 kV
89144	1-2W DC powerLEDs 1-2.5W DC topLED	350mA 3-7V	220-240V AC	65%	>0.4 C	4 kV
89145	3-6W DC powerLEDs 3.5-7W DC topLED	350mA 9-18V	220-240V AC	75%	>0.5 C	4 kV
99195	1.5-3W DC powerLEDs	500mA 3-7V	220-240V AC	68%	>0.5 C	4 kV
89146	3-5W DC powerLEDs	500mA 6-10V	220-240V AC	72%	>0.5 C	4 kV
89147	2-4W DC powerLEDs	630mA 3-7V	220-240V AC	69%	>0.5 C	4 kV

Smartwave™: excellent efficiency, a long operating life, surge protection and high PF. Protection self-resetting against overheating, overloading, open circuits and short-circuits along the output line.

Slim-12 | On/Off Driver



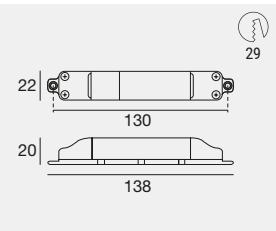

	Range	Output	Input	Eff.	PF	Surge
83007	2-5W DC powerLEDs	220mA 9-20V	220-240V AC	80%	0.9	2 kV
99375	6-14W DC powerLEDs	350mA 17-40V	220-240V AC	80%	0.9	2 kV
99377	4.5-10W DC powerLEDs	500mA 9-20V	220-240V AC	80%	0.9	2 kV
99376	6-12W DC powerLEDs	630mA 9-20V	220-240V AC	80%	0.9	2 kV

Smartwave™: excellent efficiency, a long operating life, surge protection and high PF. Protection self-resetting against overheating, overloading, open circuits and short-circuits along the output line.

K18 | On/Off Driver



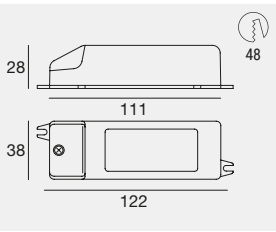

	Range	Output	Input	Eff.	PF	Surge
C-E100046	3-20W DC powerLEDs	1050mA 2-21V	220-240V AC	85%	0.6	2 kV

Protection self-resetting against overheating, overloading, open circuits and short-circuits along the output line.

K21 | On/Off Driver



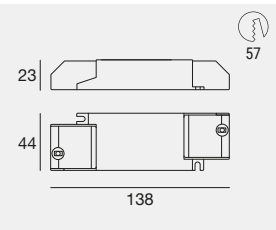

	Range	Output	Input	Eff.	PF	Surge
C-E100057	6.8/22.5W DC	150-500mA 20-45V DC	220-240V AC	88%	0.9	1.5 kV

Multipower driver supplied with dip-switch for the selection of the output current. Protection self-resetting against overheating, overloading, open circuits and short-circuits along the output line.

Simon | On/Off Driver



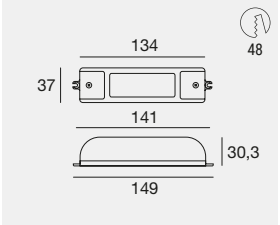

Easy Plug connector included for codes **99260, 99740**

	Range	Output	Input	Eff.	PF	Surge	
99198	8W DC arrayLED 3-7W DC powerLEDs 8W DC topLED	220mA 17-40V	220-240V AC	89%	0.9	4 kV	
99126	13.5W DC topLED 6-12W DC powerLEDs	350mA 17-40V	220-240V AC	89%	0.9	4 kV	
99128	4.5-9W DC powerLEDs	500mA 9-20V	220-240V AC	89%	0.9	4 kV	
99129	6-12W DC powerLEDs	630mA 9-20V	220-240V AC	89%	0.9	4 kV	
99734	8W DC arrayLED 11W DC arrayLED 15W DC arrayLED	220mA 12-37V 300mA 12-37V 400mA 12-37V	220-240V AC	82%	0.96	2 kV	
99735	6W DC powerLEDs 6.5-7W DC arrayLED 10W DC powerLEDs	500mA 9-12V 700mA 9-12V 800mA 9-12V	220-240V AC	74%	0.96	2 kV	
99260	13W DC topLED	350mA 17-40V	220-240V AC	89%	0.9	4 kV	
99740	8W DC arrayLED 11W DC arrayLED 15W DC arrayLED	220mA 12-37V 300mA 12-37V 400mA 12-37V	220-240V AC	82%	0.96	2 kV	

Smartwave™: excellent efficiency, a long operating life, surge protection and high PF. Protection against overheating, overloading, open circuits and short-circuits along the output line. For codes 99734, 99735 and 99740, the current is selected via the jumper.

Emy | On/Off Driver



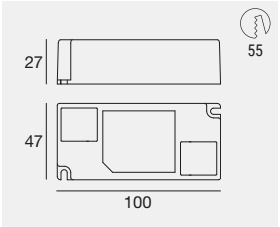

Easy Plug connector for Emy included.

	Range	Output	Input	Eff.	PF	Surge
C-E100045	40W DC	1050mA 40V	220-240V AC	88%	0.9	3 kV

Protection self-resetting against overheating, overloading, open circuits and short-circuits along the output line.

Leon | On/Off Driver



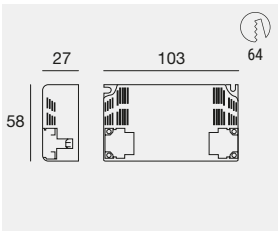

Easy Plug connector included for codes **99261, 99112, 99093, 99146.**

	Range	Output	Input	Eff.	PF	Surge
99106	9-18W DC powerLEDs 19W DC topLED	500mA 20-37V	220-240V AC	91%	0.95	4 kV
99105	12-24W DC powerLEDs	630mA 20-37V	220-240V AC	91%	0.95	4 kV
99147	25W DC arrayLED	700mA 37V	220-240V AC	91%	0.95	4 kV
99135	30W DC arrayLED 30W DC topLED	840mA 37V	220-240V AC	91%	0.95	4 kV
99239	35W DC arrayLED	950mA 37V	220-240V AC	89%	0.95	4 kV
99261	23W DC topLED	630mA 37V	220-240V AC	91%	0.95	4 kV
99112	25W DC arrayLED	700mA 37V	220-240V AC	91%	0.95	4 kV
99093	30W DC arrayLED 30W DC topLED	840mA 37V	220-240V AC	91%	0.95	4 kV
99146	35W DC arrayLED	950mA 37V	220-240V AC	89%	0.95	4 kV

Smartwave™: excellent efficiency, a long operating life, surge protection and high PF.
Protection against overheating, overloading, open circuits and short-circuits along the output line.

K44 | On/Off Driver



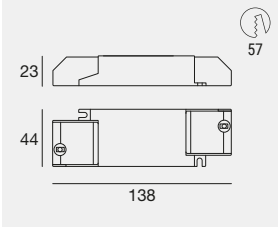

C.C. IP20

	Range	Output	Input	Eff.	PF	Surge
C-E100033	10/40W DC	300/1050mA 9-45V	220-240V AC	88%	0.95	2 kV

Multi-current driver from 300 to 1050 mA, in 50 mA steps. Self-resetting protection against overheating, overloading, open circuit and short-circuits along the output line.

K53 | On/Off Driver



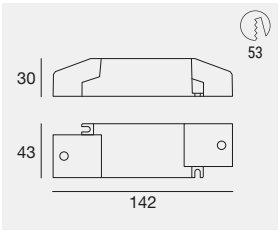

C.C. IP20

	Range	Output	Input	Eff.	PF	Surge
C-E100048 /	18-50W DC arrayLED	500-1200mA 2.5-44V DC	220-240 V AC	89%	≥0.95	1 kV
C-E100049		1250mA 2.5-42V DC				
		1300mA 2.5-40V DC				
		1350mA 2.5-39V DC				
		1400mA 2.5-38V DC				

Multi-current driver from 500 to 1400 mA, in 1 mA steps, settable via smartphone APP NFC. Self-resetting protection against overheating, overloading, open circuit and short-circuits along the output line.



Easy Plug connector included for code **C-E100049.**

VoltEdge | On/Off Driver



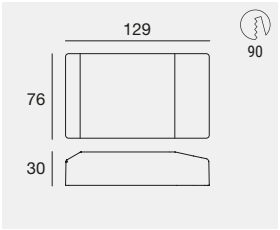

C.C. IP20

	Range	Output	Input	Eff.	PF	Surge
83122	27/43W DC	350/550mA 10-78V DC	220-240V AC	90%	0.95	2 kV
	45W DC	600mA 10-75V DC				
	50W DC	700mA 10-71V DC				

Multipower driver supplied with dip-switch for the selection of the output current. Protection against overheating, overloading, open circuits and short-circuits along the output line.

INDOOR | CC Triac Driver

Edge | Triac Multi Current



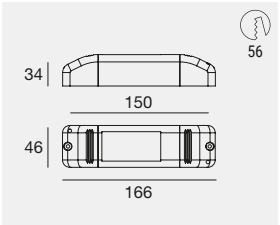

C.C. IP20

	Range	Output	Input	Eff.	PF	Surge
99141	1-12 W DC powerLEDs	350mA 39V	220-240V AC	85%	0.97	1 kV
	1.5-18 W DC powerLEDs	500mA 39V				
	2-24 W DC powerLEDs	550mA 39V				
	25 W DC arrayLED	700mA 37V				

Adjustment via Phase Cut or TRIAC Dimmer. Operation also at 24V DC, maximum 22W. Selection of output current intensity via dip-switch. Protection against over-temperature, short circuits, overloading and mains overvoltages.



98436
Cable and connector

WT | Triac Multi Current



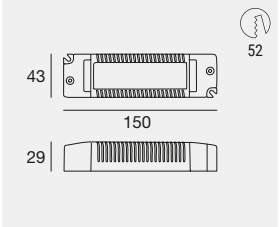

C.C. IP20

	Range	Output	Input	Eff.	PF	Surge
99360	8 W arrayLED	250mA 37V	200-240V AC	88%	0.9	1 kV
	13 W arrayLED	350mA 37V				
	25 W arrayLED	700mA 37V				

Adjustment via Phase Cut or TRIAC Dimmer. Selection of output current intensity via dip-switch. Protection self-resetting against overheating, overloading, open circuits and short-circuits along the output line.



98436
Cable and connector

Mouse15 | Triac Multi Current



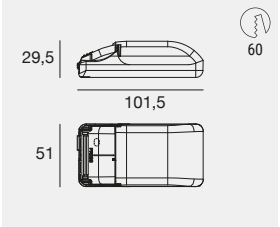

98436
Cable and connector

	Range	Output	Input	Eff.	PF	Surge
C-E100052	7-10.5 W arrayLED	250mA 28-42V	200-240V AC	81%	0.95	1 kV
	10-15 W arrayLED	350mA 28-42V				

Dimmable constant current LED driver (SELV). Independent LED driver with cable clamps. Dimmable via leading edge and trailing edge phase dimmer. Dimming range 5 to 100% (depending on dimmer).

Mouse21 | Triac Multi Current



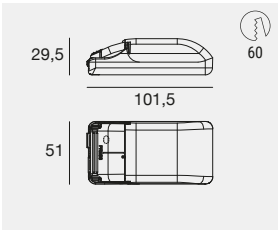

98436
Cable and connector

	Range	Output	Input	Eff.	PF	Surge
C-E100053	8,5-12.5 W arrayLED	300mA 28-42V	200-240V AC	82%	0.95	1 kV
	12.5-19 W arrayLED	450mA 28-42V				
	14-21 W arrayLED	500mA 28-42V				

Dimmable constant current LED driver (SELV). Independent LED driver with cable clamps. Dimmable via leading edge and trailing edge phase dimmer. Dimming range 5 to 100 % (depending on dimmer).

Mouse44 | Triac Multi Current



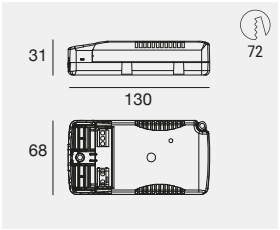

98436
Cable and connector

	Range	Output	Input	Eff.	PF	Surge
C-E100054	19,5-29 W arrayLED	700mA 28-42V	200-240V AC	87%	0.95	1 kV
	29-44 W arrayLED	1050mA 28-42V				

Dimmable constant current LED driver (SELV). Independent LED driver with cable clamps. Dimmable via leading edge and trailing edge phase dimmer. Dimming range 5 to 100 % (depending on dimmer).

INDOOR | CC 0/1-10V Driver

Multipower PRO | 0/1-10V PUSH Multi Current



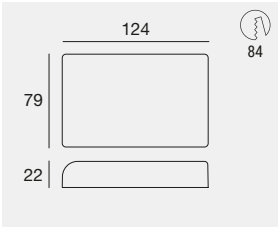

	Range	Output	Input	Eff.	PF	Surge
83143	28/56W DC	250/500mA 20-112V DC	99-264V AC	92%	0.95	4 kV
	60W DC	550mA 20-110V DC				
	60W DC	600mA 20-100V DC				
	70W DC	700mA 20-86V DC				

Multipower driver supplied with dip-switch for the selection of the output current. Protections: against overheating and short circuits, against mains voltage spikes, against overloads. Light regulation 0/1 - 100 % by means of PUSH function, 0/1...10 V interface (I=1 mA) or 100 Kohm potentiometer. Possibility to use PUSH function to 4/5 drivers without sync cable. Maximum length of the cable, from push button to last driver, must be max. 15 m.

Slim_PRO | 0/1-10V Driver



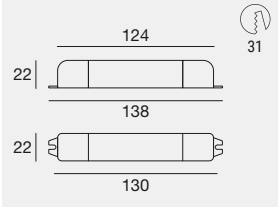

	Range	Output	Input	Eff.	PF	Surge
C-E100010	4 W DC	350mA 9-12V	220-240V AC	73%	0.45	2 kV
C-E100004	6 W DC	500mA 6-12V	220-240V AC	72%	0.5	2 kV

Settings via 0/1-10V interface or potentiometer. Self-resetting protection against overheating, overloading, open circuit and short-circuits along the output line.

Simon | 0/1-10V Multi Current



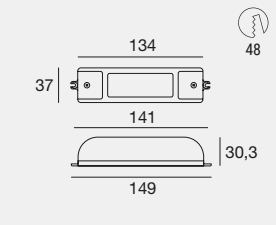



Easy Plug connector included
for codes **99739.**

	Range	Output	Input	Eff.	PF	Surge
99732 / 99739	8 W DC arrayLED	220mA 12-37V	220-240V AC	82%	0.96	2 kV
	11 W DC arrayLED	300mA 12-37V				
	15 W DC arrayLED	400mA 12-37V				
99733	6 W DC powerLEDs	500mA 9-12V	220-240V AC	82%	0.96	2 kV
	6,5 W - 8,5 W DC arrayLED	700mA 9-12V				
	10 W DC powerLEDs	800mA 9-12V				

Selection of output current intensity via jumper. Settings via 0/1-10V interface or potentiometer. Protection self-resetting against overheating, overloading, open circuits and short-circuits along the output line.

Boson | 0/1-10V N/O button Multi Current



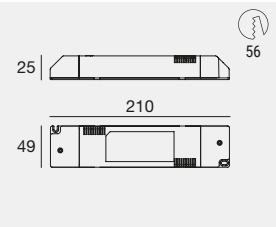



Easy Plug connector included
for codes **99262.**

	Range	Output	Input	Eff.	PF	Surge
99115	1-15 W DC powerLEDs	350mA 45V	220-240V AC	87%	0.6	4 kV
	15 W DC arrayLED	350mA 39V				
	1.5-18 W DC powerLEDs	500mA 39V				
	19 W DC arrayLED	500mA 39V				
	2-20 W DC powerLEDs	630mA 33V				
99262	13 W DC arrayLED	350mA 37V	220-240V AC	87%	0.6	4 kV
	18 W DC arrayLED	500mA 37V				
	20 W DC arrayLED	630mA 33V				

Selection of output current intensity via dedicated terminal. Settings via interface, or 0/1-10V potentiometer, or N/A button. Possibility of connecting up to 50 drivers (via the Sync bus). Protection self-resetting against overheating, overloading, open circuits and short-circuits along the output line.

K36 | 0/1-10V Multi current



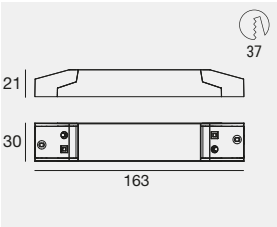

	Range	Output	Input	Eff.	PF	Surge
C-E100059	1,5/36W	150/900mA 10-40/50V	220-240V AC	89%	0.9	1 kV

Multi-power power supply equipped with dip switches for selecting the output current. Protection: thermal, against mains overvoltage and against overloads. Brightness adjustment from 0/1 to 100% via 0/1-10V interface (I=1 mA) or 100 kOhm potentiometer.

INDOOR | CC DALI Driver

Slim_PRO | DALI2 Push and Simply Dim Multi Current



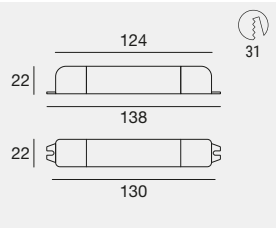

	Range	Output	Input	Eff.	PF	Surge
C-E100011	4 W DC	350mA 9-12V	220-240V AC	73%	0.45	2 kV
C-E100005	6 W DC	500mA 6-12V	220-240V AC	72%	0.5	2 kV

Settings via DALI interface or Simply Dim. Optimisation of the DALI transmission signal. Protection self-resetting against overheating, overloading, open circuits and short-circuits along the output line.

Slim_PRO HE | DALI2 Push and Simply Dim Multi Current



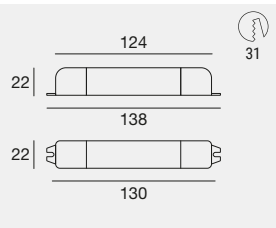

	Range	Output	Input	Eff.	PF	Surge
C-E100012	8.5-9.5 W DC	700mA 12-13V	220-240V AC	89%	0.5	4 kV
C-E100013	10-11 W DC	800mA 12-13V	220-240V AC	89%	0.5	4 kV

Settings via DALI interface or Simply Dim. Optimisation of the DALI transmission signal. Protection self-resetting against overheating, overloading, open circuits and short-circuits along the output line.

Simon_PRO | DALI2 Push and Simply Dim Multi Current



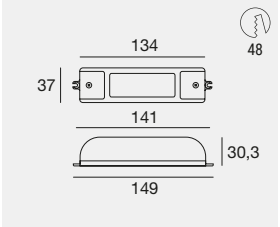

Easy Plug connector included for codes **C-E100032.**

	Range	Output	Input	Eff.	PF	Surge
83322 /	2.4-7.4 W DC	200mA 12-36V	220-240V AC	76%	0.91	2 kV
C-E100032	3-9 W DC	250mA 12-36V	220-240V AC	78%	0.94	2 kV
	3.5-11W DC	300mA 12-36V	220-240V AC	80%	0.97	2 kV
	4-13 W DC	350mA 12-36V	220-240V AC	81%	0.97	2 kV
	5-15W DC	400mA 12-36V	220-240V AC	82%	0.98	2 kV
83323	4.5-6 W DC	500mA 9-12V	220-240V AC	72%	0.86	2 kV
	6-8.5 W DC	700mA 9-12V	220-240V AC	73%	0.94	2 kV
	7-9.5 W DC	800mA 9-12V	220-240V AC	74%	0.97	2 kV

Settings via DALI interface or Simply Dim. Optimisation of the DALI transmission signal. Selection of current intensity via dedicated terminal. Protection self-resetting against overheating, overloading, open circuits and short-circuits along the output line.

K18_D | DALI2 Push Multi Current



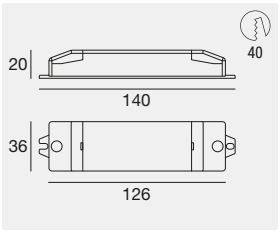

	Range	Output	Input	Eff.	PF	Surge
C-E100047	3-10 W DC	900mA 3-11V	220-240V AC	76%	0.93	1 kV

Settings via DALI2 or PUSH interface. Self-resetting protection against overheating, overloading, open circuit and short-circuits along the output line.

Argo_PRO | DALI2 Push and Simply Dim Multi Current



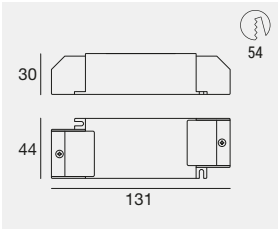

Easy Plug connector included for codes **C-E100030, C-E00031.**

	Range	Output	Input	Eff.	PF	Surge
C-E100001 / C-E100030	6-15 W DC	400mA 15-36V	220-240V AC	76%	0.93	2 kV
	6.5-16.5W DC	450mA 15-36V	220-240V AC	78%	0.93	2 kV
	7.5-18.5W DC	500mA 15-36V	220-240V AC	80%	0.93	2 kV
	8-20W DC	550mA 15-36V	220-240V AC	81%	0.93	2 kV
	9-22W DC	600mA 15-36V	220-240V AC	85%	0.93	2 kV
C-E100016 / C-E100031	10.5-26 W DC	700mA 15-36V	220-240V AC	85%	0.93	2 kV

Settings via DALI interface or Simply Dim. Optimisation of the DALI transmission signal. Selection of current intensity via dedicated terminal. Protection self-resetting against overheating, overloading, open circuits and short-circuits along the output line.

Argo | DALI Push and Simply Dim Multi Current



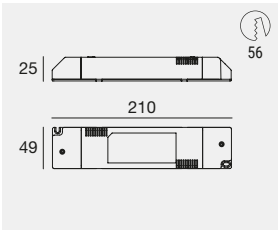

Easy Plug connector included for codes **99330.**

	Range	Output	Input	Eff.	PF	Surge
99345 / 99330	6-25W DC arrayLED	700mA 9-37V	220-240V AC	85%	0.95	4 kV
	7.5-30W DC arrayLED	840mA 9-37V				
	9-35W DC arrayLED	950mA 9-37V				

Settings via DALI interface or Simply Dim. Optimisation of the DALI transmission signal. Selection of current intensity via dedicated terminal. Protection self-resetting against overheating, overloading, open circuits and short-circuits along the output line.

Multi_D | DALI2 PUSH Driver



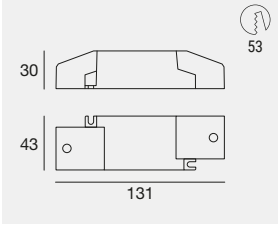

Easy Plug connector for Emy included for codes **C-E100062.**

	Range	Output	Input	Eff.	PF	Surge
C-E100058 /	6.3/33.6W DC 150/800mA	2.5V/42V DC	220-240V AC	87%	0.95	2 kV
C-E100062	31.5/38.9W DC 850/1050mA	2.5V/37V DC	220-240V AC	87%	0.95	2 kV

Multipower driver supplied with dip-switch for the selection of the output current. Settings via DALI2 or PUSH interface. Self-resetting protection against overheating, overloading, open circuit and short-circuits along the output line.

Dynamic Drive | Driver DALI 2 DT8 2CH



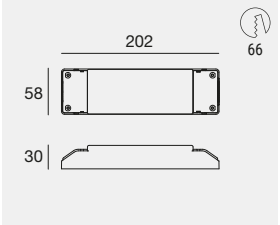

C.C. DALI2 IP20

	Range	Output	Input	Eff.	PF	Surge
83159	14-35W DC arrayLED	700mA 37V	220-240V AC	88%	0.9	1 kV

Settings via the DALI2 interface. Driver for Dinamic White DT8. Dimming level from 0/1-100%.

K15_DW | Driver DALI 2 DT8 2CH



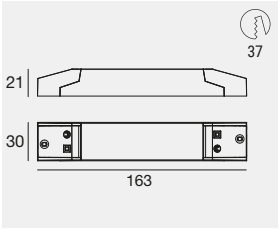

C.C. DALI2 IP40 NEW

	Range	Output	Input	Eff.	PF	Surge
C-E100055	6-11W DC arrayLED	180-300mA 36V	220-240V AC	87%	0.91	3 kV

Multi-current driver with 1 mA steps, settable via smartphone using the NFC app. DALI-2 DT8 driver for tunable white lighting, recommended for 6 W and 11 W products. Self-resetting protection against overtemperature, overload, open circuit and short circuit along the output line.

K44_DW | Driver DALI 2 DT8 2CH



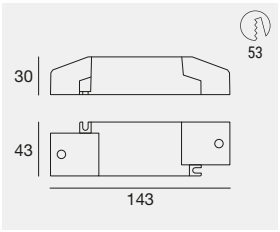

C.C. DALI2 IP40 NEW

	Range	Output	Input	Eff.	PF	Surge
C-E100056	0.75-44W DC arrayLED	300-1050mA 2.5-42V	220-240V AC	88%	0.97	3 kV

Multi-current driver with 1 mA steps, settable via smartphone using the NFC app. DALI-2 DT8 driver for tunable white lighting, recommended for 18 W and 25 W products. Self-resetting protection against overtemperature, overload, open circuit and short circuit along the output line.

LumiTune | Driver DALI 2 DT8 2CH



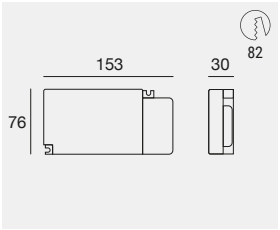

C.C. DALI2 IP40

	Range	Output	Input	Eff.	PF	Surge
83058	10W DC arrayLED	350mA 39V	120-250V AC	87%	0.9	2 kV
83059	20W DC arrayLED	600mA 39V	120-250V AC	87%	0.9	2 kV
83060	30W DC arrayLED	840mA 39V	120-250V AC	87%	0.9	2 kV
83061	45W DC arrayLED	1250mA 39V	120-250V AC	87%	0.9	2 kV

Settings via the DALI interface. Driver for Dinamic White DT8. dimming level from 0/1-100%.

Planck | DALI Multi Current



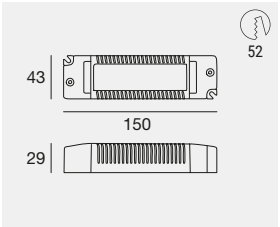



98436
Cable and connector

C.C. DALI IP20

	Range	Output	Input	Eff.	PF	Surge
99373	1-12W DC arrayLED	350mA 34V	220-240V AC	84%	0.9	0,5 kV
	1.5-12W DC powerLED	500mA 24V				
	1.5-12W DC powerLED	600mA 20V				

Recommended for 6W, 8W or two 6W series items. Settings via the DALI interface. Optimisation of the DALI transmission signal. Selection of output current intensity via dip-switch. Protection self-resetting against overheating, overloading, open circuits and short-circuits along the output line.

Multipower | DALI 2 Push 0/1-10V Multi Current



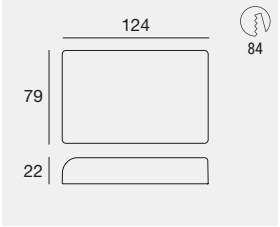



Easy Plug connector
included for codes **83066.**

C.C. 1-10V DALI PUSH DALI2 IP20

	Range	Output	Input	Eff.	PF	Surge
83008 / 83066	3,5-45W DC	350-1200mA 10-41V	99~264V AC	92%	0.96	4 kV

Multipower driver supplied with dip-switch for the selection of the output current. Protections: against overheating and short circuits, against mains voltage spikes, against overloads. RIPPLE FREE ≤ 3%. On request BIS certification. Light regulation 0/1 - 100 % by means of PUSH function, 0/1...10 V interface (I=1 mA) or 100 Kohm potentiometer and DALI. Possibility to use PUSH function to 4/5 drivers without sync cable. Maximum length of the cable, from push button to last driver, must be max. 15 m.

Multipower PRO_D | DALI2 0/1-10V PUSH Multi Current



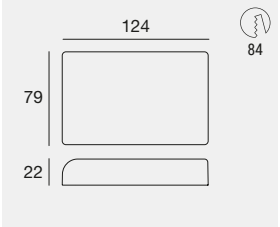

	Range	Output	Input	Eff.	PF	Surge
83120	28/56W DC	250/500mA 20-112V DC	99-264V AC	92%	0.95	4 kV
	60W DC	550mA 20-110V DC				
	60W DC	600mA 20-100V DC				
	70W DC	700mA 20-86V DC				

Multipower driver supplied with dip-switch for the selection of the output current. Protections: against overheating and short circuits, against mains voltage spikes, against overloads.
RIPPLE FREE ≤ 3%. On request BIS certification. Light regulation 0/1 - 100% by means of PUSH function, 0/1...10 V interface (I=1 mA) or 100 Kohm potentiometer and DALI. Possibility to use PUSH function to 4/5 drivers without sync cable. Maximum length of the cable, from push button to last driver, must be max. 15 m.

Omnidali | DALI2 Multi Current



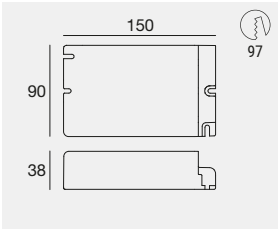

	Range	Output	Input	Eff.	PF	Surge
83121	68 W DC powerLEDs	550mA 108 V	99-264V AC	92%	0.98	6 kV

Multi-current driver configurable via NFC app. Two outputs: one LOW voltage and one HIGH voltage. Protections: against overheating and short circuits, against mains voltage spikes, against overloads. Light regulation 0/1 - 100 % by means of DALI.

Saturn Pro | DALI driver



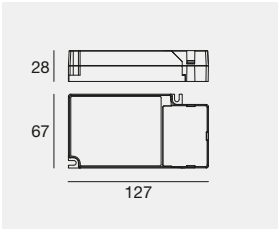

	Range	Output	Input	Eff.	PF	Surge
C-E100060	21 W DC	350mA 10-60V	220-240V AC	92%	0.98	6 kV
	30 W DC	500mA 10-60V				
	30 W DC	700mA 10-43V				

Protections: against overheating and short circuits, against mains voltage spikes, against overloads. Light regulation 0/1 - 100 % by means of DALI.

Saturn Pro | DALI2 driver



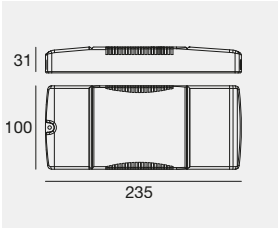

	Range	Output	Input	Eff.	PF	Surge
C-E100061	100 W DC	2100mA	220-240V AC	92%	0.98	6 kV

Protections: against overheating and short circuits, against mains voltage spikes, against overloads. Light regulation 0/1 - 100 % by means of DALI2.

INDOOR | CV-CC 0/1-10V & DALI Converter

Slim | 0/1-10V Converter



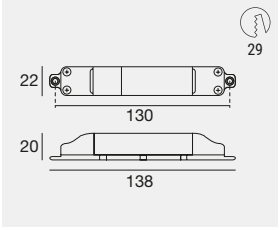

	Range	Output	Input	Eff.
99708	1.6 W powerLEDs	350mA 3-18V	24V DC	95%
99709	1.5-9 W powerLEDs	500mA 3-18V	24V DC	95%
99710	2-12 W powerLEDs	630mA 3-18V	24V DC	95%

Converter 0/1-10V. Settings via 0/1-10V interface or potentiometer. Protection self-resetting against overheating, overloading, open circuits and short-circuits along the output line.

Slim | DALI Converter



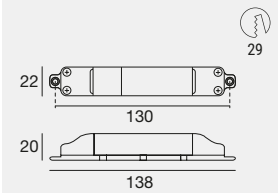

	Range	Output	Input	Eff.
99711	1.6 W powerLEDs	350mA 3-18V	24V DC	95%
99712	1.5-9 W powerLEDs	500mA 3-18V	24V DC	95%
99713	2-12 W powerLEDs	630mA 3-18V	24V DC	95%

DALI converter. Settings via the DALI interface. Protection self-resetting against overheating, overloading, open circuits and short-circuits along the output line.

Example:
Slim 0/1-10V Converter
or Slim DALI Converter

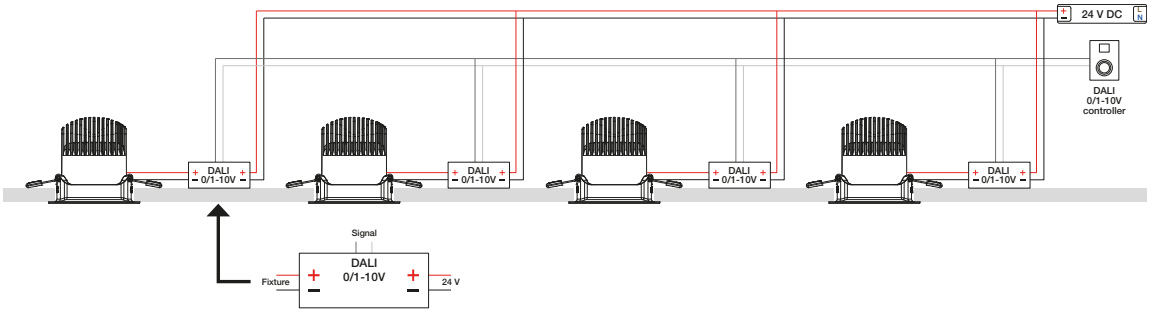

INDOOR | CV On/Off Driver

Slim | On/Off Driver



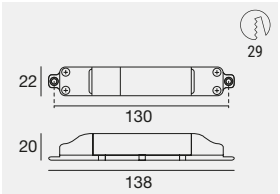

	Range	Output	Input	Eff.	PF	Surge
89408	1-5W DC stripLED 1-5W DC topLED	200mA 24V	220-240V AC	80%	0.6	4 kV

Suitable for powering LED strips, 5 mm LEDs and constant voltage LED top. Protection self-resetting against open circuits and short-circuits along the output line.

Fusion | On/Off Driver



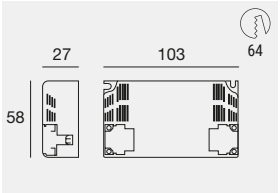

	Range	Output	Input	Eff.	PF	Surge
84829	1-24W DC stripLED 1-24W DC topLED	1A 24V	220-240V AC	88%	0.6	2 kV

Suitable for powering LED strips, 5 mm LEDs and constant voltage LED top. Protection self-resetting against open circuits and short-circuits along the output line.

Reson_75 | On/Off Driver



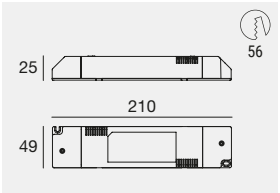

	Range	Output	Input	Eff.	PF	Surge
99374	1-75 W DC stripLED 1-75 W DC topLED	3.125A 24V	220-240V AC	91%	0.96	4 kV

Suitable for powering LED strips, 5 mm LEDs and constant voltage LED top. Protection self-resetting against open circuits and short-circuits along the output line. High efficiency, long operating life and high PF.

Velar | On/Off Driver



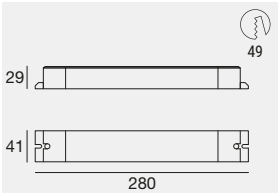

	Range	Output	Input	Eff.	PF	Surge
C-E300009	1-75 W DC stripLED 1-75 W DC topLED	1.550A 48V	220-240V AC	90%	0.96	4 kV
C-E300010	1-150 W DC stripLED 1-150 W DC topLED	3.125A 48V	220-240V AC	91%	0.97	4 kV

Suitable for powering LED strips and constant voltage LED top. Protection self-resetting against open circuits and short-circuits along the output line. High efficiency, long operating life and high PF.

INDOOR | CV On/Off Switching

Peta | Switching Driver 50 W DC



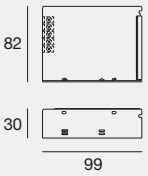

C.V.

	Type	Output	Input	Cooling	PF
99371	Peta	2.2A 24V	88-264V AC	Natural Convection	No PFC

Protection self-resetting against open circuits and short-circuits along the output line.

Peta / Exa | Switching Driver 75 W DC



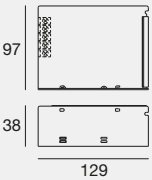

C.V.

	Type	Output	Input	Cooling	PF
84700	Peta	3.2A 24V	88-264V AC	Natural Convection	No PFC

Protection self-resetting against open circuits and short-circuits along the output line.

Peta | Switching Driver 100 W DC



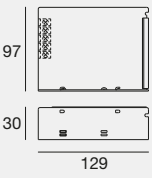

C.V.

	Type	Output	Input	Cooling	PF
99372	Peta	4.5A 24V	88-264V AC	Natural Convection	No PFC

Protection self-resetting against open circuits and short-circuits along the output line.

Peta / Exa | Switching Driver 150 W DC



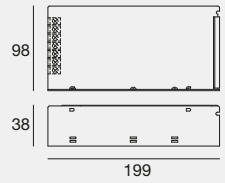

C.V.

	Type	Output	Input	Cooling	PF
84701	Peta	6.5A 24V	88-264V AC	Natural Convection	No PFC

Protection self-resetting against open circuits and short-circuits along the output line.

Peta / Exa | Switching Driver 200 W DC



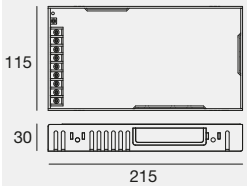

C.V.

	Type	Output	Input	Cooling	PF
99682	Peta	8.4A 24V	88-264V AC	Natural Convection	0.95

Protection self-resetting against open circuits and short-circuits along the output line.

Peta / Exa | Switching Driver 320 W DC



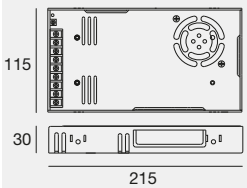

C.V.

	Type	Output	Input	Cooling	PF
99683	Peta	13.4A 24V	88-264V AC	Forced Convection	0.95
99725	Exa	6.7A 48V	88-264V AC	Forced Convection	0.95

Protection self-resetting against open circuits and short-circuits along the output line.

Peta | Switching Driver 500 W DC



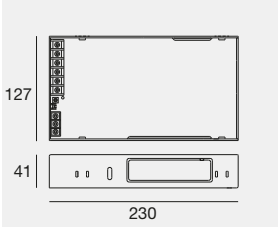

C.V.

	Type	Output	Input	Cooling	PF
84787	Peta	21A 24V	88-264V AC	Forced Convection	0.95

Protection self-resetting against open circuits and short-circuits along the output line.

Exa | Switching Driver 500 W DC



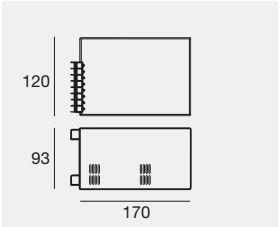

C.V.

	Type	Output	Input	Cooling	PF
84626	Exa	10A 48V	88-264V AC	Forced Convection	0.95

Protection self-resetting against open circuits and short-circuits along the output line.

INDOOR | CV Triac Driver

Triac | Driver TRIAC PUSH



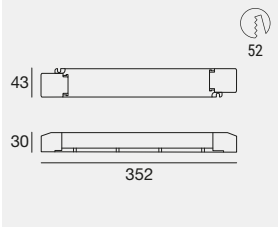

C.V. IP20

	Range	Output	Input	Eff.	PF	Surge
C-E300001	1-150W DC	6.25A 24V	220-240V AC	91%	0.99	2 kV

24V constant voltage LED driver, supports Leading edge (Triac), Trailing edge (ELV) or Push DIM from 1% to 100%. Flicker-Free.

INDOOR | CV DALI Driver

DALIFlat_24 | Driver DALI PUSH 24 V



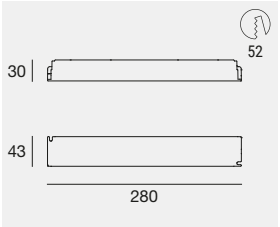

C.V. DALI PUSH DALI2 IP20

	Range	Output	Input	Eff.	PF	Surge
83062	150W DC	6.25A 24V	220-240V AC	94%	0.99	1 kV

Set-up via the DALI2 interface. 24V constant voltage LED driver dimmable from 1 to 100% via DALI or PUSH interface. Flicker-Free.

DALIFlat_48 | Driver DALI PUSH 48 V



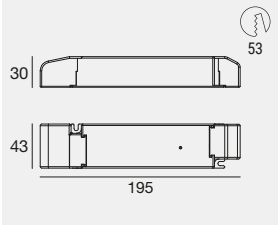

C.V. DALI2 IP40 NEW

	Range	Output	Input	Eff.	PF	Surge
C-E300015	35W DC	730mA 48VDC	220-240V AC	89%	0.97	1 kV

Set-up via the DALI2 interface. 48V constant voltage LED driver dimmable from 1 to 100% via DALI or PUSH interface. Flicker-Free.

DALIFlat_48 | Driver DALI PUSH 48V



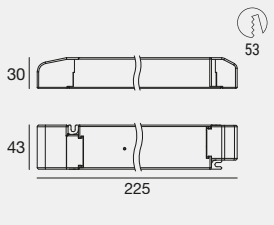

C.V. DALI2 IP40 NEW

	Range	Output	Input	Eff.	PF	Surge
C-E300016	100W DC	2.085mA 48VDC	220-240V AC	93%	0.98	1 kV

Set-up via the DALI2 interface. 48V constant voltage LED driver dimmable from 1 to 100% via DALI or PUSH interface. Flicker-Free.

DALIFlat_48 | Driver DALI PUSH 48V



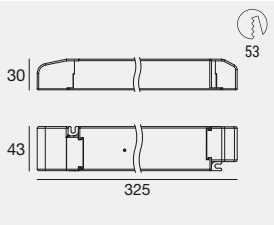

C.V. DALI2 IP40 NEW

	Range	Output	Input	Eff.	PF	Surge
C-E300014	200W DC	8.333mA 48VDC	220-240V AC	92,5%	0.98	2 kV

Set-up via the DALI2 interface. 48V constant voltage LED driver dimmable from 1 to 100% via DALI or PUSH interface. Flicker-Free.

INDOOR | CV 0/1-10V, DALI & PUSH Dimmer

Bode | DALI 0/1-10V dimmer



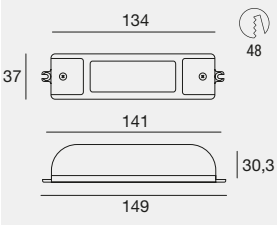

Made in Italy 100 C.V. 1-10V DALI IP40

	Range	Output	Input	Eff.
99074	3ch. x (1-72 W DC stripLED/ch.) 3ch. x (1-72 W DC topLED/ch.)	3A 24V/ch.	24V DC	95%
99660	1-216 W DC stripLED 1-216 W DC topLED	9A 24V	24V DC	95%

Suitable for powering LED strips and 5 mm constant voltage LED tops. Adjustment via DALI, 0/1-10V interface or potentiometer.

Bird Mini | DALI PUSH 0/1-10V dimmer



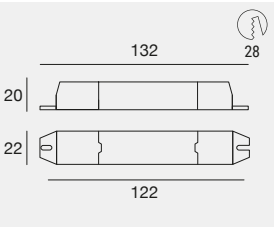

100 C.V. 1-10V DALI PUSH DALI2 IP40

	Range	Output	Input
83041	1-72 W DC stripLED	6A 12V	12V DC
	1-144 W DC stripLED	6A 24V	24V DC
	1-288 W DC stripLED	6A 48V	48V DC

Suitable for powering 12/24/48V constant voltage products. Adjustment via DALI, PUSH 1-10V interface.

Bird Maxi | DALI PUSH 0/1-10V dimmer



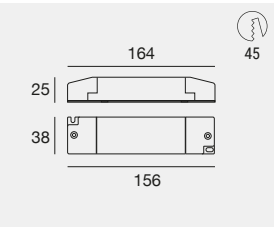

100 C.V. 1-10V DALI PUSH DALI IP20

	Range	Output	Input
83042	1-144 W DC stripLED	12A 12V	12V DC
	1-288 W DC stripLED	12A 24V	24V DC
	1-576 W DC stripLED	12A 48V	48V DC

Suitable for powering 12/24V constant voltage products. Adjustment via DALI, PUSH 0/1-10V interface or potentiometer.

L400 | DALI PUSH 0/1-10V dimmer



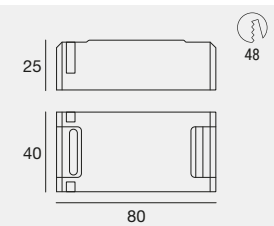

100 C.V. 1-10V DALI PUSH DALI IP20

	Range	Output	Input
C-E500023	1-144 W DC stripLED	12A 12V	12V DC
	1-288 W DC stripLED	12A 24V	24V DC
	1-576 W DC stripLED	12A 48V	48V DC

Suitable for powering 12/24V constant voltage products. Adjustment via DALI, PUSH 0/1-10V interface or potentiometer.

OUTDOOR | CC On/Off Driver

Mini_Penny | On/Off Driver



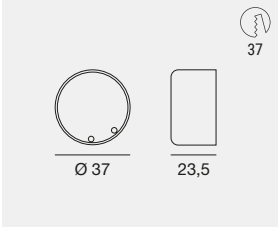

	Range	Output	Input	Eff.	PF	Surge
89148	1-2 W DC powerLEDs	350mA 6.6V	220-240V AC	80%	0.6	0.5 kV
89149	3-6 W DC powerLEDs	350mA 20V	220-240V AC	80%	0.6	0.5 kV
89150	3-4.5 W DC powerLEDs	500mA 10V	220-240V AC	80%	0.6	0.5 kV
89151	2-4 W DC powerLEDs	630mA 6.6V	220-240V AC	80%	0.6	0.5 kV

Protection self-resetting against overheating, overloading, open circuits and short-circuits along the output line.

Mini_Aqualed | On/Off Driver



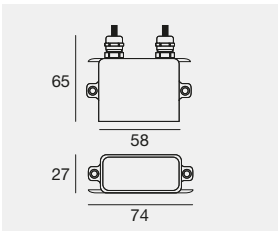

	Range	Output	Input	Eff.	PF	Surge
89419	1-2.5 W DC powerLEDs	350mA 7V	220-240V AC	55%	0.45	0.5 kV
89421	3.5-6.5 W DC powerLEDs	350mA 18V	220-240V AC	75%	0.55	0.5 kV
89422	1.5-3.5 W DC powerLEDs	500mA 7V	220-240V AC	65%	0.5	0.5 kV
89423	3-5 W DC powerLEDs	500mA 10V	220-240V AC	75%	0.5	0.5 kV
89420	2-4.5 W DC powerLEDs	630mA 7V	220-240V AC	70%	0.5	0.5 kV

Protection self-resetting against overheating, overloading, open circuits and short-circuits along the output line.

Penny_Q | On/Off Driver



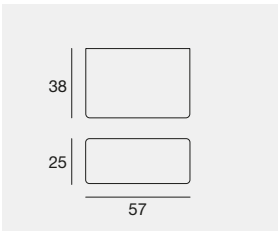

	Range	Output	Input	Eff.	PF	Surge
99716	7.5 W DC topLED	180mA 40V	220-240V AC	76%	0.6	4 kV

Smartwave™: excellent efficiency, a long operating life, surge protection and high PF.
Protection against overheating, overloading, open circuits and short-circuits along the output line.

Penny | On/Off Driver



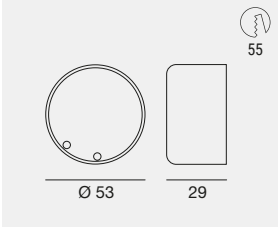

	Range	Output	Input	Eff.	PF	Surge
99177	6-12 W DC powerLEDs	350mA 39V	220-240V AC	84%	0.96	4 kV
99176	4.5-9 W DC powerLEDs	500mA 20V	220-240V AC	84%	0.96	4 kV
99175	6-12 W DC powerLEDs	630mA 20V	220-240V AC	84%	0.96	4 kV

Smartwave™: excellent efficiency, a long operating life, surge protection and high PF.
Protection against overheating, overloading, open circuits and short-circuits along the output line.

Aqualed | On/Off Driver



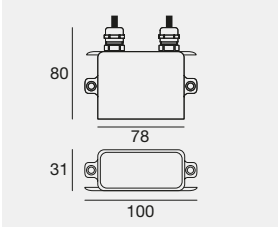

	Range	Output	Input	Eff.	PF	Surge
99342	3.8-8.4W DC powerLEDs	220mA 39V	220-240V AC	84%	0.6	4 kV

Protection self-resetting against overheating, overloading, open circuits and short-circuits along the output line.

Aqualed_SLIM | On/Off Driver



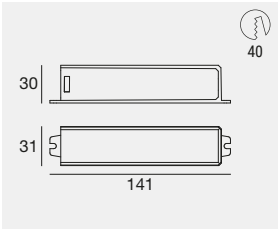

	Range	Output	Input	Eff.	PF	Surge
C-E200006	6-12.5 W DC powerLEDs	350mA 17-37V	220-240V AC	80%	>0.9	2 kV
C-E200007	4.5-10W DC powerLEDs	500mA 9-20V	220-240V AC	80%	>0.9	2 kV
C-E200008	6-12.5W DC powerLEDs	630mA 9-20V	220-240V AC	80%	>0.9	2 kV

Self-resetting protection against overheating, overloading, open circuit and short-circuits along the output line.

Maxi_Aqualed | On/Off Driver



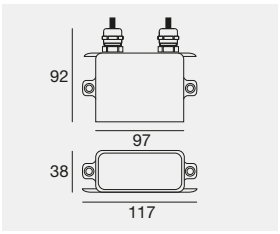

	Range	Output	Input	Eff.	PF	Surge
99185	20 W DC arrayLED 9-18 W DC powerLEDs	500mA 39V	198~264V AC	91%	0.95	4 kV
99340	20 W DC arrayLED	580mA 37V	198~264V AC	91%	0.95	4 kV
99186	20 W DC arrayLED 12-24 W DC powerLEDs	630mA 39V	198~264V AC	91%	0.95	4 kV
99269	30 W DC arrayLED	840mA 37V	198~264V AC	91%	0.95	4 kV

Smartwave™: excellent efficiency, a long operating life, surge protection and high PF.
Protection against overheating, overloading, open circuits and short-circuits along the output line.

P1000 | On/Off Driver



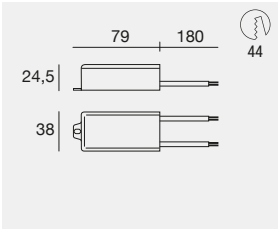

	Range	Output	Input	Eff.	PF	Surge
C-E200011	3-14W DC powerLEDs	1000mA 3-14V	220-240V AC	65%	0.65	2 kV

Self-resetting protection against overheating, overloading, open circuit and short-circuits along the output line.

P2300 | On/Off Driver



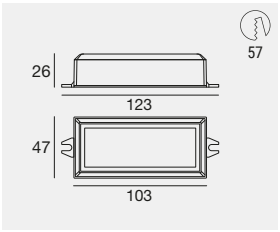

	Range	Output	Input	Eff.	PF	Surge
C-E200022	0.25-23W	100-500mA 2.5-46VDC	220-240V AC	86%	0.95	2 kV
	1.25-23W	501-550mA 2.5-41VDC				
	1.37-23W	551-600mA 2.5-38VDC				
	1.5-23W	601-650mA 2.5-35VDC				
	1.6-23W	651-700mA 2.5-32VDC				

Multi-current driver adjustable in 1 mA increments via an NFC smartphone app. Self-resetting protection against overtemperature, overload, open circuit and short circuit on the output line.

P4400 | On/Off Driver



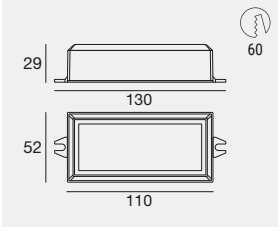

	Range	Output	Input	Eff.	PF	Surge
C-E200023	2.7-37W	300-750mA 9.0-49VDC	220-240V AC	86%	0.95	2 kV
	6.7-43W	751-950mA 9.0-45VDC				
	8.5-44W	951-1050mA 9.0-42VDC				

Multi-current driver adjustable in 1 mA increments via an NFC smartphone app. Self-resetting protection against overtemperature, overload, open circuit and short circuit on the output line.

OUTDOOR | CC DALI Driver

Aqualed_PRO | DALI2 PUSH Driver



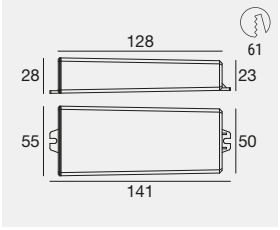

	Range	Output	Input	Eff.	PF	Surge
C-E200005	1.5-9W DC powerLEDs	250mA 6-37V	220-240V AC	80%	>0.70	2 kV
C-E200004	2.1-12.5 W DC powerLEDs	350mA 6-37V	220-240V AC	83%	>0.80	2 kV
C-E200003	3-18W DC powerLEDs	500mA 6-37V	220-240V AC	85%	>0.91	2 kV
C-E200002	3.6-21.5W DC powerLEDs	600mA 6-37V	220-240V AC	85%	>0.93	2 kV
C-E200001	4.2-25W DC powerLEDs	700mA 6-37V	220-240V AC	85%	>0.94	2 kV

Settings via DALI interface or Simply Dim. Optimisation of the DALI transmission signal. Protection self-resetting against overheating, overloading, open circuits and short-circuits along the output line.

P1000_PRO | DALI2 Driver



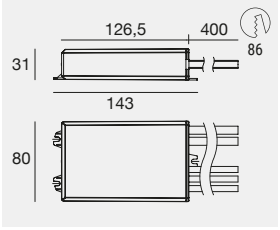

	Range	Output	Input	Eff.	PF	Surge
C-E200012	10-40W DC powerLEDs	1000mA 10-40V	220-240V AC	65%	0.65	2 kV

Settings via DALI interface. Optimisation of the DALI transmission signal. Protection self-resetting against overheating, overloading, open circuits and short-circuits along the output line.

P2300_D | DALI2 PUSH Driver



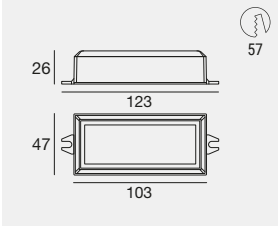

	Range	Output	Input	Eff.	PF	Surge
C-E200024	0.25-23W	100-500mA 2.5-46VDC	220-240V AC	86%	0.95	2 kV
	1.25-23W	501-550mA 2.5-41VDC				
	1.37-23W	551-600mA 2.5-38VDC				
	1.5-23W	601-650mA 2.5-35VDC				
	1.6-23W	651-700mA 2.5-32VDC				

Settings via DALI or PUSH interface. Multi-current driver adjustable in 1 mA increments via an NFC smartphone app. Self-resetting protection against overtemperature, overload, open circuit and short circuit along the output line.

P4400_D | DALI2 PUSH Driver



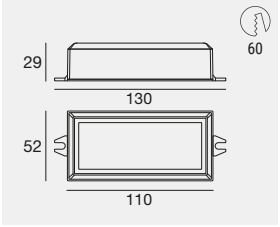

	Range	Output	Input	Eff.	PF	Surge
C-E200025	2.7-37W	300-750mA 9.0-49VDC	220-240V AC	86%	0.95	2 kV
	6.7-43W	751-950mA 9.0-45VDC				
	8.5-44W	951-1050mA 9.0-42VDC				

Settings via DALI or PUSH interface. Multi-current driver adjustable in 1 mA increments via an NFC smartphone app. Self-resetting protection against overtemperature, overload, open circuit and short circuit along the output line.

OUTDOOR | CV On/Off Driver

Stormshield | On/Off Driver 12V



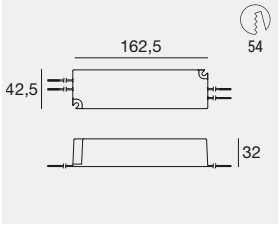

	Range	Output	Input	Eff.	PF	Surge
83010	1-60W DC	5A 12V	90-264V AC	83%	-	3 kV

Suitable for MK68, MK68 Linear. Protection self-resetting against the open circuit and short-circuit along the output line.

Stormshield | On/Off Driver 12V



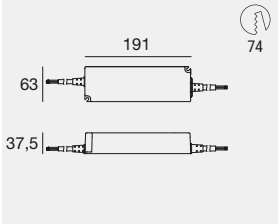

C.V. IP67

	Range	Output	Input	Eff.	PF	Surge
83013	150W DC	10A 12V	180-305V AC	87%	-	3 kV

Suitable for MK68, MK68 Linear. Protection self-resetting against the open circuit and short-circuit along the output line.

Aqualed | On/Off Driver 24V



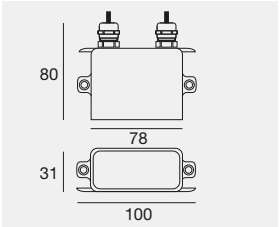

Made in Italy 100 C.V. IP67

	Range	Output	Input	Eff.	PF	Surge
89488	1-14.4 W DC stripLED 1-14.4 W DC topLED	600mA 24V	220-240V AC	80%	0.6	0.5 kV

Suitable for powering LED strips, 5 mm LEDs and constant voltage LED top. Protection self-resetting against open circuits and short-circuits along the output line.

Lingotto | On/Off Driver 24V



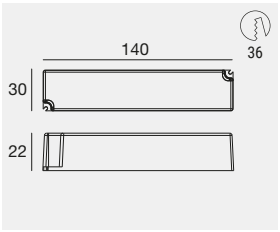

100 C.V. IP67

	Range	Output	Input	Eff.	PF	Surge
83009	1-18 W DC stripLED 1-18 W DC topLED	750mA 24V	220-240V AC	82%	0.6	3 kV

Suitable for powering LED strips, 5 mm LEDs and constant voltage LED top. Protection self-resetting against open circuits and short-circuits along the output line.

Maxi_Aqualed | On/Off Driver 24V



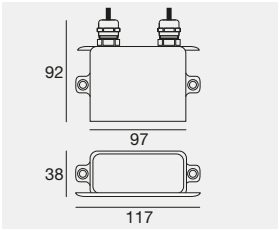

Made in Italy 100 C.V. IP67

	Range	Output	Input	Eff.	PF	Surge
89179	1-24 W DC stripLED 1-24 W DC topLED	1A 24V	220-240V AC	88%	0.6	2 kV

Suitable for powering LED strips, 5 mm LEDs and constant voltage LED top. Protection self-resetting against open circuits and short-circuits along the output line.

Giant_Aqualed | On/Off Driver 24V



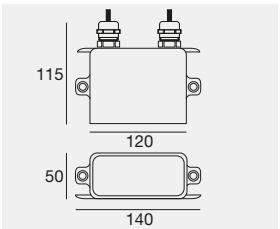

Made in Italy 100 C.V. IP67

	Range	Output	Input	Eff.	PF	Surge
89359	1-48 W DC stripLED 1-48 W DC topLED	2A 24V	220-240V AC	89%	0.6	1 kV

Suitable for powering LED strips, 5 mm LEDs and constant voltage LED top. Protection self-resetting against open circuits and short-circuits along the output line.

Reson_150 | On/Off Driver 24V



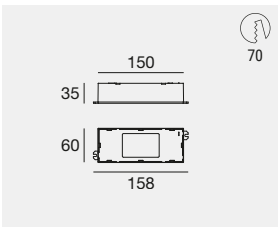

Made in Italy 100 C.V. IP65

	Range	Output	Input	Eff.	PF	Surge
99331	1-150 W DC stripLED 1-150 W DC topLED	6.25A 24V	220-240V AC	95%	0.98	5 kV

Suitable for powering LED strips, 5 mm LEDs and constant voltage LED top. Protection self-resetting against open circuits and short-circuits along the output line. High efficiency, long operating life and high PF.

Stormshield | On/Off Driver 24 V



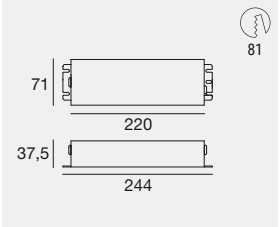

C.V. IP65

	Range	Output	Input	Eff.	PF	Surge
99786	1-240 W DC stripLED 1-240 W DC topLED	10A 24V	220-240V AC	92%	0.95	6 kV

Suitable for powering LED strips, 5 mm LEDs and constant voltage LED top. Protection self-resetting against the open circuit and the short-circuit along the output line.

Stormshield | On/Off Driver 48 V



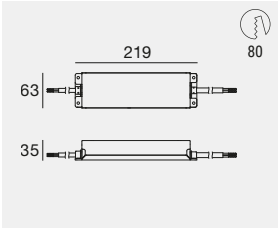

C.V. IP65

	Range	Output	Input	Eff.	PF	Surge
99784	1-150 W DC	3.13A 48V	180-295V AC	91%	0.95	6 kV

Suitable for powering LED strips, 5 mm LEDs and constant voltage LED top. Protection self-resetting against the open circuit and the short-circuit along the output line.

Stormshield | On/Off Driver 48 V



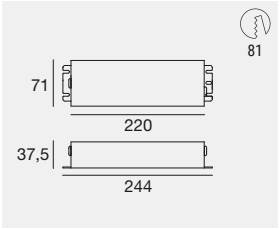

C.V. IP65

	Range	Output	Input	Eff.	PF	Surge
99785	1-240 W DC	5A 48V	220-240V AC	92%	0.95	2 kV

Suitable for powering LED strips, 5 mm LEDs and constant voltage LED top. Protection self-resetting against the open circuit and the short-circuit along the output line.

OUTDOOR | CC-CV On/Off Converter

Round | On/Off Converter



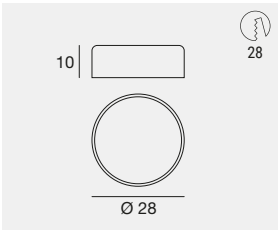

C.C. IP65

	Range	Output	Input	Eff.
89175	1-3 W DC powerLEDs	350mA 12V	12V DC	95%
	1-6 W DC powerLEDs	350mA 24V	24V DC	95%
89176	1.5-4.5 W DC powerLEDs	500mA 12V	12V DC	95%
	1.5-9 W DC powerLEDs	500mA 24V	24V DC	95%
89177	2-6 W DC powerLEDs	630mA 12V	12V DC	95%
	2-12 W DC powerLEDs	630mA 24V	24V DC	95%

Protection against overheating, overloading, open circuits and short-circuits along the output line.

OUTDOOR | CV 0/1-10V Driver

Reson_150 | 0/1-10V Driver 24 V



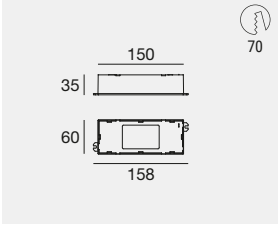

C.V. 1-10V IP65

	Range	Output	Input	Eff.	PF	Surge
99332	1-150 W DC stripLED 1-150 W DC topLED	6.25A 24V	220-240V AC	95%	0.98	5 kV

Suitable for powering LED strips, 5 mm LEDs and constant voltage LED top. Protection self-resetting against open circuits and short-circuits along the output line. High efficiency, long operating life and high PF. Adjustment via 0/1-10V interface or potentiometer.

OUTDOOR | CV DALI Driver

Stormshield | DALI Driver 12V



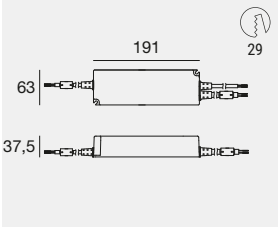

	Range	Output	Input	Eff.	PF	Surge
83015	120W DC	10A 12V	90-305V AC	88%	0.9	2 kV

Settings via the DALI interface. Protection self-resetting against overheating, overloading, open circuits and short-circuits along the output line.

Stormshield | DALI Driver 12V



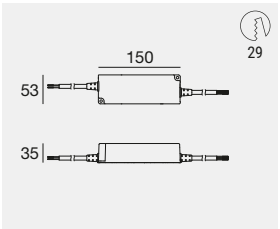

	Range	Output	Input	Eff.	PF	Surge
83012	60W DC	5A 12V	90-305V AC	86%	0.9	2 kV

Settings via the DALI interface. Protection self-resetting against overheating, overloading, open circuits and short-circuits along the output line.

Stormshield | DALI Driver 24 V



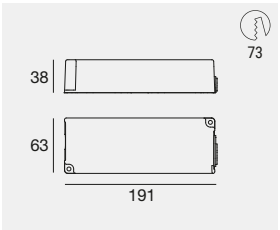

	Range	Output	Input	Eff.	PF	Surge
99722	1-120 W DC stripLED	5A 24V	220-240V AC	90%	0.9	2 kV

Settings via the DALI interface. Protection self-resetting against overheating, overloading, open circuits and short-circuits along the output line.

Power | DALI2 PUSH driver 24V



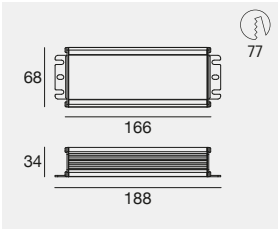

	Range	Output	Input	Eff.	PF	Surge
83333	1-150 W DC stripLED	6.3A 24V	90-305V AC	90%	0.9	6 kV

Settings via DALI2 or PUSH interface. Optimisation of the DALI transmission signal. Suitable for powering LED strips, 5 mm LEDs and constant voltage LED top. Protection self-resetting against overheating, overloading, open circuits and short-circuits along the output line.

Power | DALI2 PUSH driver 24V



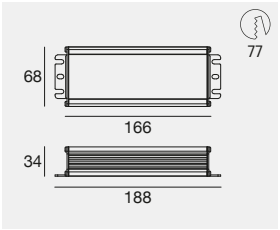

	Range	Output	Input	Eff.	PF	Surge
C-E400002	1-240 W DC stripLED	10A 24V	90-305V AC	90%	0.9	6 kV

Settings via DALI2 or PUSH interface. Optimisation of the DALI transmission signal. Suitable for powering LED strips, 5 mm LEDs and constant voltage LED top. Protection self-resetting against overheating, overloading, open circuits and short-circuits along the output line.

Power | DALI2 PUSH driver 48V



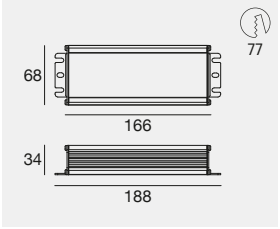

	Range	Output	Input	Eff.	PF	Surge
C-E400003	1-150 W DC stripLED	3.2A 48V	90-305V AC	90%	0.9	6 kV

Settings via DALI2 or PUSH interface. Optimisation of the DALI transmission signal. Suitable for powering strip LEDs and top LEDs at constant 48V voltage. Self-resetting protection against overheating, overloading, open circuit and short-circuits along the output line.

Master Triac

Phasecon | TRIAC controller



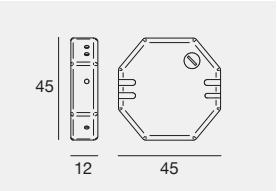

C.V. | PHASE-CUT | IP20 | NEW

	Comand	Output	Input	Connector
KIT0026	Push DIM	100W	220-240V AC	CLAMP

Phase Cut Dimmer, via N/A button. Rotating selectors for the choice of dimming and ascent and descent time.

Phasecon | TRIAC controller



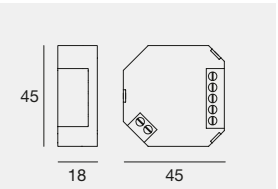

C.V. | PHASE-CUT | IP20

	Comand	Output	Input	Connector
KIT0027	Push DIM	350W	220-240V AC	CLAMP

Phase Cut Dimmer, via N/A button. Rotating selectors for the choice of dimming and ascent and descent time. AUTO configuration that enables the dimming of any type of 230V AC lamp.

Master DALI

SeTap | DALI Controller



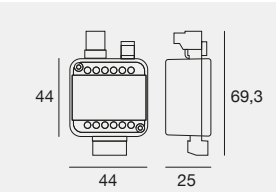

DALI2 | IP20 | NEW

	Type	Signal Output	Input	Connector
C-E700032	BB	DALI2 DT6 DT8	220-240V AC	CLAMP

4 independent inputs for N/O contacts/buttons. Operating mode adjustable via APP and NFC. Possibility to connect multiple control devices on the DALI line. DALI power supply included. Button connection cables, 10 m length. Management of DT6 and DT8 drivers. Dynamic controls for circadian cycle and Dim to Warm. Possibility to individually address up to 32 drivers on a single line.

Dali_PS1 | DALI power Supply



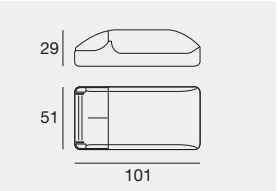

C.V. | DALI | IP20

	Type	Signal Output	Input	Connector
99309	TR	DALI 15-16V DC	220-240V AC	CLAMP

Power supply for 200 mA DALI BUS, for DALI devices, or control modules without own power supply.

Dali_PS2 | DALI power Supply



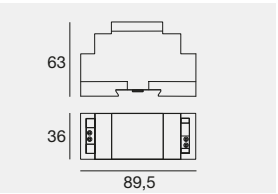

C.V. | DALI | IP20

	Type	Signal Output	Input	Connector
99310	WH	DALI 15-16V DC	220-240V AC	CLAMP

Power supply for 240 mA DALI BUS, for DALI devices, or control modules without own power supply. Power supply suitable for mounting on 35 mm Omega DIN rail.

Dali_PS3 | DALI power Supply



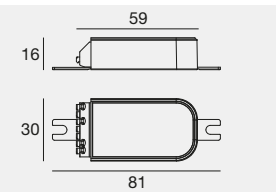

C.V. | DALI2 | IP20

	Type	Signal Output	Input	Connector
C-E300002	WH	DALI 15-16V DC	220-240V AC	CLAMP

Power supply for 70 mA DALI BUS, for DALI devices, or control modules without own power supply.

Dali_USB | DALI Controller



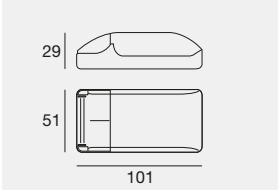

IP20

	Type	Signal Output	Input	Connector
99308	TR	DALI	4.5-5V DC	CLAMP USB

PC/DALI interface. It allows the PC to interface with the DALI system and to address individual drivers, managing scenes and groups. The system must be integrated with the free "MasterCONFIGURATOR" software. Powered by DALI cable and USB interface.

Dali_XC | DALI Controller



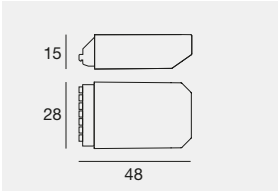

IP20

	Type	Signal Output	Input	Connector
99311	WH	DALI	15-16V DC	CLAMP

4 independent inputs for N/O contacts/buttons. Operating mode adjustable via 2 rotary switches. Possibility of connecting multiple DALI MSensors in a group and on the DALI line. Power supply via DALI cable. Connection cables, with a length of 25 cm, depending on the colours of the terminal, included.

SceneCOM S | DALI2 RTC



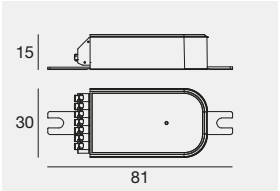

IP20 NEW

	Type	Signal Output	Input	Connector
C-E700042	WH	DALI2	15-16V DC	CLAMP

DALI2 Application Controller. Maximum number of connectable DALI drivers: 64. Bluetooth interface for programming. Programmable schedules and calendar functions. 4 independent inputs for N/O contacts/ buttons.

SceneCOM EVO | DALI2



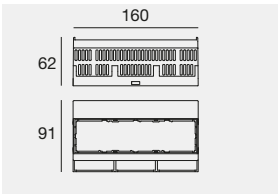

IP20

	Type	Signal Output	Input	Connector
83146	WH	3 DALI2 lines	220-240V AC	CLAMP

DALI2 Application Controller. Maximum number of DALI drivers that can be connected 192. 3 DALI outputs. Web interface for programming. Schedules and programmable calendar functions

XC G3 | DALI2



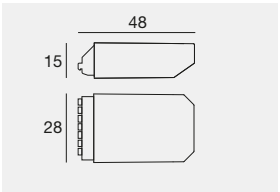

IP20

	Type	Signal Output	Input	Connector
83147	WH	DALI2	15-16V DC	CLAMP

To be used with 83146. 4 independent inputs for contacts and N/O buttons. Possibility of connecting several XC G3s on the DALI line. Power supply via DALI cable. Connection cables with a length of 25cm according to the colors of the terminal.

MSensor G3 | PIR/LUX DALI2



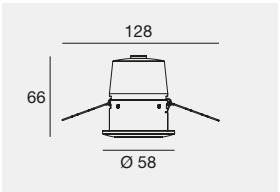

IP20 NEW

	Type	Signal Output	Input	Connector
C-E700043	WH	DALI2	15-16V DC	CLAMP

Sensor for recessed installation. It combines presence detection and daylight management. Developed according to the DALI-2 standard. The sensor is suitable for applications with a maximum installation height of 4 metres. An Application Controller is required for operation.

RSensor | PIR/LUX DALI2



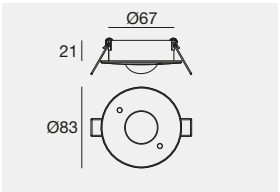

IP20 NEW

	Type	Signal Output	Input	Connector
C-E700044	WH	DALI2	15-16V DC	CLAMP

Sensor for recessed installation. It combines presence detection and daylight management. Developed according to the DALI-2 standard. The sensor is suitable for applications with a maximum installation height of 3 metres. An Application Controller is required for operation.

OptiTouch | Display 4” DALI2



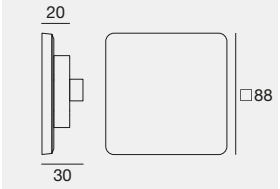



83009 Power supply

	Type	Signal Output	Input	Connector
C-E700019	WH	DALI2	24V DC	CLAMP

Multifunctional 4” capacitive touch screen for DALI and DALI-2 systems. Addressing and configuration via user interface, customisable thanks to the many widgets. Tunable RGB and white colour management. Scenario recall and saving.

OptiTouch | Display 7” DALI2



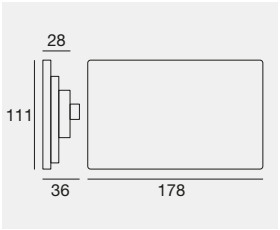



83009 Power supply

	Type	Signal Output	Input	Connector
C-E700020	WH	DALI2	24V DC	CLAMP

Multifunctional 7” capacitive touch screen for DALI and DALI-2 systems. Addressing and configuration via user interface, customisable thanks to the many widgets. Tunable RGB and white colour management. Scenario recall and saving. Group configuration. Circadian daylight curves. Weekly programs and sequences.

OptiTimer | DALI Real Time Clock



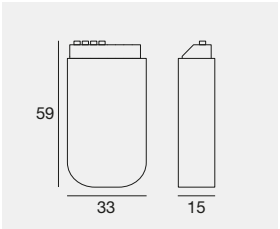

	Type	Signal Output	Input	Connector
C-E700024	WH	DALI2	DALI	CLAMP

DALI real-time clock. The time can be set and queried via DALI. Scheduler function - up to 28 items. Easy programming configuration via DALI Cockpit software and the DALI USB interface. The DALI RTC module does not need to be connected to the mains. It is powered directly via the DALI signal line. Internal battery, by default the clock is set to the local time (GMT+1).

BasicDIM DGC | Digital Controller



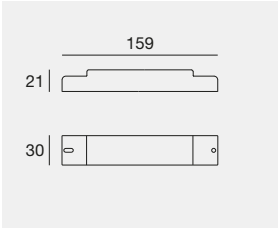

	Type	Signal Output	Input	Connector
83115	WH	DALI/DSI	220-240V AC	CLAMP

2 brodcast control outputs for 10 + 10 DALI \ DSI drivers. Possibility of programming via TLC FULL programmer 83118 or via free “MasterCONFIGURATOR” sosftware.

BasicDIM DGC | Sensor 5DPI 14rc



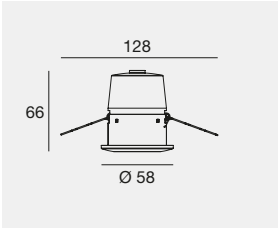

	Type	Signal Output	Input	Connector
83116	WH	DALI/DSI	15-16V DC	CLAMP

LUX \ PIR sensor, maximum 4 sensors connected to a 83115 digital controller. Possibility of programming via TLC FULL programmer 83118 or via free “MasterCONFIGURATOR” sosftware.

BasicDIM DGC | Full Programmer



IP20

	L x W x H
83118	130x56x15

Programming remote control for 83115 and 83116. Programming functions: brightness levels and delay time for switching on and off, possibility to deactivate LUX or \ and PIR sensor.

BasicDIM DGC | Easy Programmer



IP20

	L x W x H
83119	86.5x40.5x72

Remote control for 83115 and 83116 management. On, Off and Dimming functionality. Activation of automatic lighting control (LUX).

Dimmer CC radio frequecy

Smart_PRO CC | RF remote



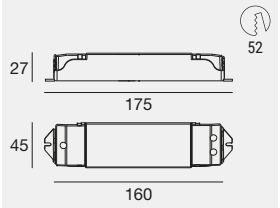

C.C. IP20

	Range	Output	Input
C-E700003	4ch. x (4.6-9.2 W powerLED/ch.)	220mA 21-42V	48V DC
	4ch. x (6.5-12.5 W powerLED/ch.)	300mA 21-42V	
	4ch. x (7-14.5 W arrayLED/ch.)	350mA 21-42V	
	4ch. x (8.4-17 W powerLED/ch.)	400mA 21-42V	
	4ch. x (10.5-21 W powerLED/ch.)	500mA 21-42V	
	4ch. x (13-26 W powerLED/ch.)	630mA 21-42V	
	4ch. x (14.5-29.5 W arrayLED/ch.)	700mA 21-42V	
	4ch. x (17.5-35 W arrayLED/ch.)	840mA 21-42V	
	4ch. x (20-40W arrayLED/ch.)	950mA 21-42V	
	4ch. x (21-42W arrayLED/ch)	1000mA 21-42V	
	4ch. x (2.5-4 W powerLED/ch.)	220mA 12-18V	24V DC
	4ch. x (4-6 W powerLED/ch.)	350mA 12-18V	
	4ch. x (6-9 W powerLED/ch.)	500mA 12-18V	
	4ch. x (11-17 W powerLED/ch.)	630mA 12-18V	
	4ch. x (3 W powerLED/ch.)	350mA 3-9V	12V DC
	4ch. x (4.5 W powerLED/ch.)	500mA 3-9V	
	4ch. x (6 W powerLED/ch.)	700mA 3-9V	

RF Remote



C-W600001
RF Remote

RF remote control functions:
- on/off
- dimming
- speed

	12V DC
83010	Mean 60 W
83013	Mean 150 W

	24V DC
99371	Peta 50 W Switching
84700	Peta 75 W Switching
99374	Reson 75 W Driver

	48V DC
99784	Mean 150 W Switching IP65
99785	Mean 240 W Switching IP65

Dimming via radio frequency remote control, single N/A button or wi-fi network (Tuya smart APP). Device with 4 channels, the first dip switch dedicated for current selection and the second dip switch dedicated for configuration: MONO, DYNAMIC, RGB, RGBW. Protection against overheating, overloading, open circuits and short-circuits along the output line.

Dimmer CV radio frequecy

Smart_PRO CV | RF remote



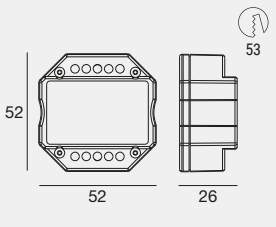

RF Remote



RF remote control functions:
- on/off
- dimming
- speed

C-W600001
RF Remote

	Range	Output	Input
C-E700002	MONO stripLED	3A x 4ch. 12-24-48V	12-24-48V DC
	DYNAMIC stripLED	3A x 4ch. 12-24-48V	12-24-48V DC
	RGB/RGBW stripLED	3A x 4ch. 12-24-48V	12-24-48V DC

	24V DC
99371	Peta 50 W Switching
84700	Peta 75 W Switching
99374	Reson 75 W Driver

	24V DC
99331	Reson 150 W Driver
99786	Mean 240 W Switching

	48V DC
99784	Mean 150 W Switching IP65
99785	Mean 240 W Switching IP65

Dimming via radio frequency remote control, single N/A button or wi-fi network (Tuya smart APP). Device with 4 channels and dedicated dip switch for configuration: MONO, DYNAMIC, RGB, RGBW. Protection against overheating, overloading, open circuits and short-circuits along the output line.

Dimmer CV SPI

Smart SPI | Controller SPI



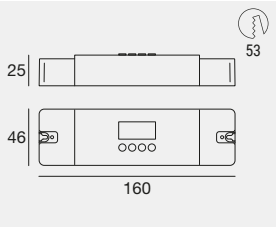

RF Remote



RF remote control functions:
- on/off
- dimming
- speed

C-W600001

	Range	Output	Input
C-E700001	Rubber Pixel RGBW	4out SPI 512ch	12-24V DC

Four SPI outputs, up to a maximum of 128 pixels (16 metres) per output. Front panel with control buttons, can also be used with the RF remote control to select mode, programs and speed. With memory function that saves the last status when switched off. Programs: 7 static effect modes, 127 automatic cycle modes. Master and Slave function via shielded wire 84865.

Smart SPI | Controller SPI + RF Remote



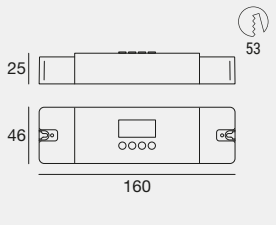

	Range	Output	Input
C-E700004	Rubber Pixel RGBW	4 out SPI 512ch	12-24V DC

Four SPI outputs, up to a maximum of 128 pixels (16 metres) per output. Front panel with control buttons, can also be used with the RF remote control to select mode, programs and speed. With memory function that saves the last status when switched off. Programs: 7 static effect modes, 127 automatic cycle modes. Master and Slave function via shielded wire 84865.

RunPix | Controller SPI & BT



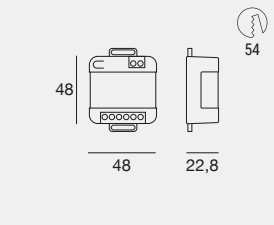



82850 Cable SPI with connector PIXEL

	Range	Output	Input
C-E700037	Rubber Pixel RGBW	1 out SPI 1024ch	24V DC

Controller for Pixel to Pixel LED strip with "RUN" effect. Show start and stop via N/O button. Strip length, direction, and speed programmable via NewlabForrest APP. Synchronization outputs: SPI x 1. Possibility to set control parameters for LED strips by selecting them from a preconfigured and tested list by Newlab, or manually, choosing the type of protocol and color mode compatible with the installed LED strip. Dimming setting via Forrest app or by long pressing the button.

DiGidot C4 | Controller Art-Net to SPI



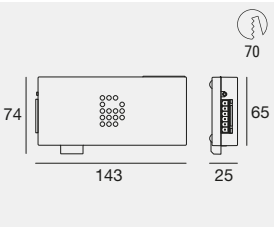



83009 Power supply

	Range	Output	Input
82852	Rubber Pixel RGBW	4 out SPI 2048ch	5-24V DC
82853	Rubber Pixel RGBW	4 out SPI 4096ch	5-24V DC

SPI controller with Art-Net, sANC or DMX input. Four SPI outputs. 82852 up to a maximum of 128 pixels (16 metres) per output. 82856 up to a maximum of 256 pixels (32 metres) per output. Built in Ethernet switch with 2 ports. Configuration via dedicated web page.

DiGidot | PxLNet-Transmitter



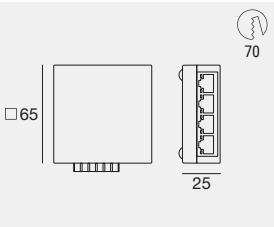



83009 Power supply

	Range	Output	Input
82856	Rubber Pixel RGBW	4 out PxLNet RJ45	5-48V DC

SPI to PxLNet converter. Four inputs and four outputs. Maximum CAT-5 E cable length 250 metres per output.

PixRubber | Controller DMX SPI



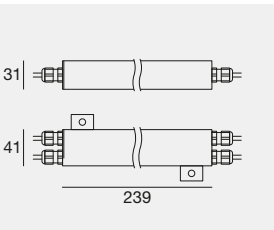

	Range	IP	Output	Input
C-E700011	Rubber Pixel RGBW	IP 40	1 out SPI 1024ch	24V DC
C-E700010	Rubber Pixel RGBW	IP 65		

SPI controller with DMX or DMX2048 input. Single SPI output. Possibility of connecting up to a maximum of 128 pixels (16 metres) with standard DMX master. Up to a maximum of 256 pixels (32 metres) with ILèD DMX2048 master. Configuration via dmx/rdm C-E700026 addresser.



99688 Power cable



89189 DMX cable



98994 1 m DMX extension M. / F. 5 pin M12



98993 5 m DMX extension M. / F. 5 pin M12



89187 10 m DMX extension M. / F. 5 pin M12



89365 DMX line closure adapter

Dimmer CC & CV DALI DT8

Optidimm RGBW | DALI 4ch DT8



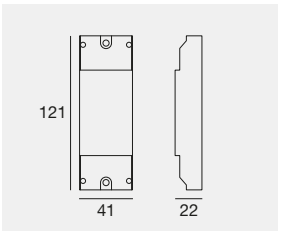

IP20

	Range	Output	Input
C-E500007	4ch x 3/6/12W	250mA	12/24/48V DC
C-E500008	4ch x 4/8/16W	350mA	12/24/48V DC
C-E500009	4ch x 6/12/24W	500mA	12/24/48V DC
C-E500010	4ch x 8/16/33W	700mA	12/24/48V DC

	12V DC
83010	Mean 60 W
83013	Mean 150 W

	24V DC
99371	Peta 50 W
84700	Peta 75 W
99374	Reson 75 W
99331	Reson 150 W

	48V DC
99784	Mean 150 W
99785	Mean 240 W

Suitable for powering 12/24/48V constant current products. Adjustment via DALI DT8 interface. Four output channels. Dimming, RGB, RGBW functions.

Optidimm DW | DALI 4ch DT8



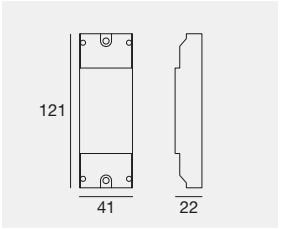

IP20

	Range	Output	Input
C-E500004	4ch x 4/8/16W	350mA	12/24/48V DC
C-E500005	4ch x 6/12/24W	500mA	12/24/48V DC
C-E500006	4ch x 8/16/33W	700mA	12/24/48V DC

	12V DC
83010	Mean 60 W
83013	Mean 150 W

	24V DC
99371	Peta 50 W
84700	Peta 75 W
99374	Reson 75 W
99331	Reson 150 W

	48V DC
99784	Mean 150 W
99785	Mean 240 W

Suitable for powering 12/24/48V constant current products. Adjustment via DALI DT8 interface. Four output channels. Dimming, dynamic white functions.

Optidimm CV | DALI RGBW DW DT8



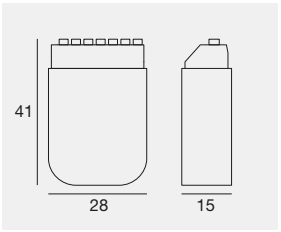

C.V. IP10

	Range	Type	Output	Input
C-E700015	1-96 W DC	Dynamic white	8A 12V	12V DC
	1-192W DC		8A 24V	24V DC
	1-384 W DC		8A 48V	48V DC
C-E700017	1-96 W DC	RGB/RGBW	8A 12V	12V DC
	1-192W DC		8A 24V	24V DC
	1-384 W DC		8A 48V	48V DC

	24V DC
99786	Mean 240 W

	48V DC
99784	Mean 150 W
99785	Mean 240 W

Suitable for powering 12/24/48V constant voltage products. Version for Dynamic white and RGB/RGBW. Adjustment via DALI DT8 and PUSH interface.

Optidimm CV | DALI RGBW DW DT8



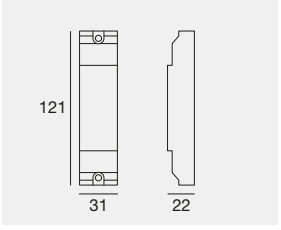

C.V. IP10

	Range	Type	Output	Input
C-E700016	1-120 W DC	Dynamic white	10A 12V	12V DC
	1-240W DC		10A 24V	24V DC
	1-480 W DC		10A 48V	48V DC
C-E700018	1-120 W DC	RGB/RGBW	10A 12V	12V DC
	1-240W DC		10A 24V	24V DC
	1-480 W DC		10A 48V	48V DC

	24V DC
99786	Mean 240 W

	48V DC
99784	Mean 150 W
99785	Mean 240 W

Suitable for powering 12/24/48V constant voltage products. Version for Dynamic white and RGB/RGBW. Adjustment via DALI DT8 and PUSH interface.

Dimmer CC & CV DALI DT6

Lumiquad PRO | DALI 4ch DT6



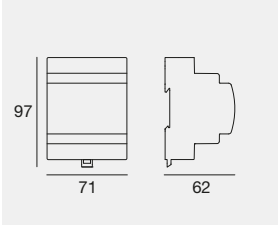

C.C. 1-10V DALI IP10

	Range	Output	Input
C-E500017	4ch x 3/6/12W	250mA	12/24/48V DC
	4ch x 4/8/16W	350mA	12/24/48V DC
	4ch x 6/12/24W	500mA	12/24/48V DC
	4ch x 8/16/33W	700mA	12/24/48V DC

	12V DC
83010	Mean 60 W
83013	Mean 150 W

	24V DC
99371	Peta 50 W
84700	Peta 75 W
99374	Reson 75 W
99331	Reson 150 W

	48V DC
99784	Mean 150 W
99785	Mean 240 W

Suitable for powering 12/24/48V constant current products. Adjustment via DALI DT6, PUSH interface, 0/1-10V interface and potentiometer. Four output channels. Warm tune, dynamic white, RGB, RGBW dimming functions. DALI address and current settable via rotary switch or via DALI.

Lumiquad | Mono CV DALI 1ch DT6



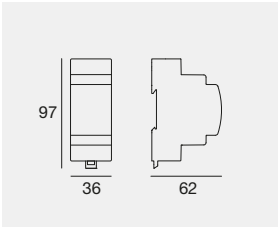

Made in Italy C.V. 1-10V DALI IP10

	Range	Output	Input
C-E500016	1-78 W DC	6.5A 12V	12V DC
	1-156 W DC	6.5A 24V	24V DC
	1-312 W DC	6.5A 48V	48V DC

	24V DC
99374	Reson 75 W
99331	Reson 150 W

	48V DC
99784	Mean 150 W
99785	Mean 240 W

Suitable for powering 12/24/48V constant voltage products. Adjustment via DALI DT6, PUSH interface, 0/1-10V interface. Four output channels. Warm tune, dynamic white, RGB, RGBW dimming functions. DALI address settable via rotary switch or via DALI.

Lumiquad mini | CV DALI 4ch DT6



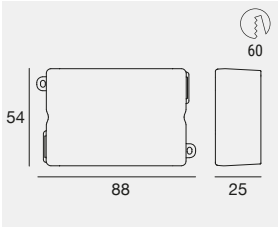

Made in Italy C.V. DALI IP20

	Range	Output	Input
C-E500019	4ch. x (1-30 W DC/ch.)	2.5A 12V/ch	12V DC
	4ch. x (1-60 W DC/ch)	2.5A 24V/ch	24V DC

	24V DC
99374	Reson 75 W
99331	Reson 150 W

Suitable for powering 12/24 V constant voltage products. Compatible with DALI DT6 protocol. DALI address selectable via dip-switch or via DALI. Four output channels. Warm tune, dynamic white, RGB, RGBW dimming functions.

Dimmer Phase-Cut

DAPHne | DALI Phase Dimmer CV



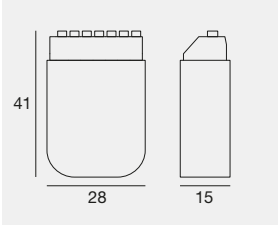

	Type	Signal Output	Input	Connector
C-E700013	WH	Phase Dimmer (DT4) 3-25W	DALI + 220-240V AC	CLAMP

Suitable for dimming of 230V LED retrofit-bulbs via DALI (Device Typc 4). Different types for loads from 3W to 25W (PD) for back box installation. Conversion of the DALI dimlevel into a phase cut controlled voltage (trailing/leading edgc).

DAPHne | DALI Phase Dimmer CV



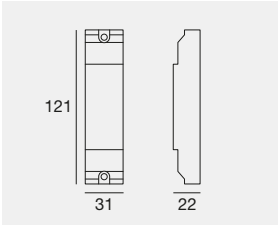

	Type	Signal Output	Input	Connector
C-E700014	WH	Phase Dimmer (DT4) 10-300W	DALI + 220-240V AC	CLAMP

Suitable for dimming of 230V LED retrofit-bulbs via DALI (Device Typc 4). Different types for 10–300 W loads (PD300), for remote ceiling installation. Conversion of the DALI dimlevel into a phase cut controlled voltage (trailing/leading edgc).

Trialgate | Converter SIGNAL



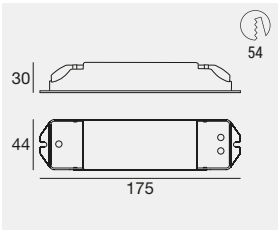

	Type	Signal Output	Input	Connector
C-E700041	WH	Phase Dimmer LED 6-300W	DALI or DMX/RDM + 100-240V AC	CLAMP

Dimmable interfaces: DALI, DMX/RDM, Push DIM. Leading-edge phase-cut output (TRIAC). Incandescent bulbs, halogen lamps and LED drivers can be connected.

Signal Converter DMX/DALI

Dualgate | Converter SIGNAL



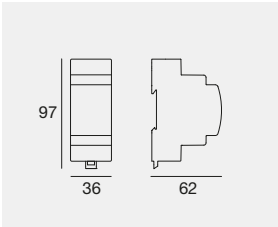

	Type	Signal Input	Signal Output	Power input	Connector
C-E700022	WH	DALI	DMX	12-48V DC	CLAMP
C-E700023	WH	DMX	DALI	12-48V DC	CLAMP

Signal converter from DALI to DMX or from DMX to DALI.



83009 Power supply

Dimmer CC DMX

Real-T_PRO | CC DMX/RDMX 4ch



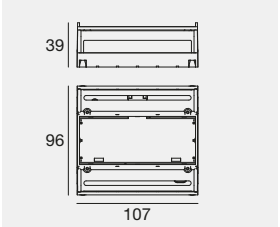



84865
DMX cable

	Range	Output	Input	Eff.
C-E500024	4ch. x (1-5 W powerLEDs/ch.)	220mA 4-22V	24V DC	84%
	4ch. x (1.5-10 W powerLEDs/ch.)	220mA 7-45V	48V DC	85%
	4ch. x (1.5-7.5 W powerLEDs/ch.)	350mA 4-22V	24V DC	86%
	4ch. x (2.5-16 W powerLEDs/ch.)	350mA 7-45V	48V DC	88%
	4ch. x (3-18 W arrayLED/ch.)	400mA 7-45V	48V DC	89%
	4ch. x (2-11 W powerLEDs/ch.)	500mA 4-22V	24V DC	89%
	4ch. x (3.5-22.5 W powerLEDs/ch.)	500mA 7-45V	48V DC	91%
	4ch. x (2.5-14 W powerLEDs/ch.)	630mA 4-22V	24V DC	90%
	4ch. x (4.5-28.5 W powerLEDs/ch.)	630mA 7-45V	48V DC	92%
	4ch. x (5-31.5 W arrayLED/ch.)	700mA 7-45V	48V DC	93%

	24V DC
99371	Peta 50 W
84700	Peta 75 W
99374	Reson 75 W
99331	Reson 150 W

	48V DC
99784	Mean 150 W
99785	Mean 240 W

Suitable for powering constant current products. Adjustment via DMX interface. Four output channels. DMS address settable via NFC and dedicated APP or via DMX/RDM. Current adjustable via NFC and dedicated app. With I-LèD 83192 master, self-addressing function.

Lumiquad PRO | DMX/RDM 4ch



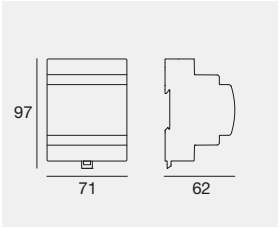



84865
DMX cable

	Range	Output	Input
83187	4ch x 3/6/12W	250mA	12/24/48V DC
	4ch x 4/8/16W	350mA	12/24/48V DC
	4ch x 6/12/24W	500mA	12/24/48V DC
	4ch x 8/16/33W	700mA	12/24/48V DC

	12V DC
83010	Mean 60 W
83013	Mean 150 W

	48V DC
99784	Mean 150 W
99785	Mean 240 W

	24V DC
99371	Peta 50 W
84700	Peta 75 W
99374	Reson 75 W
99331	Reson 150 W

Suitable for powering MK68 RGBW products. Regulation via DMX interface, PUSH, 0/1-10V interface and potentiometer. Four output channels. Dimming functions warm tune, dynamic white, RGB, RGBW. Current and dmx address settable via rotay switch or via DMX/RDM.

Dimmer CV DMX

Spectrum_PRO | CV DMX/RDM 4ch



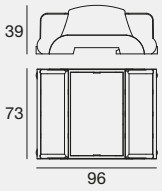



84865
DMX cable

	Range	Output	Input	Eff.
C-E500025	4ch. x (1-36 W topLED/ch.)	3A 12V/ch	12V DC	95%
	4ch. x (1-72 W topLED/ch.)	3A 24V/ch	24V DC	
	4ch. x (1-144 W topLED/ch.)	3A 48V/ch	48V DC	

	12V DC
83010	Mean 60 W
83013	Mean 150 W

	24V DC
99371	Peta 50 W
84700	Peta 75 W
99374	Reson 75 W
99331	Reson 150 W

	48V DC
99784	Mean 150 W
99785	Mean 240 W

Suitable for powering constant voltage products. Adjustment via DMX interface. Four output channels. DMS address settable via NFC and dedicated APP or via DMX/RDM. With I-LèD 83192 master, self-addressing function.

Lumiquad | Mono CV DMX/RDM 1ch



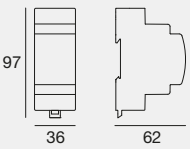



84865
DMX cable

	Range	Output	Input	Eff.
83177	1-78 W DC	6.5A 12V	12V DC	95%
	1-156 W DC	6.5A 24V	24V DC	95%
	1-312 W DC	6.5A 48V	48V DC	95%

	24V DC
99371	Peta 50 W
84700	Peta 75 W
99374	Reson 75 W
99331	Reson 150 W

	48V DC
99784	Mean 150 W
99785	Mean 240 W

Suitable for powering 12/24/48V constant voltage products. Regulation via DMX interface, PUSH, 0/1-10V interface or potentiometer. Single output channel.

Lumiquad PRO CV | DMX/RDM 4ch



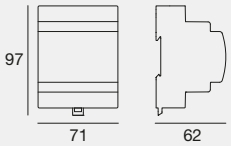



84865
DMX cable

	Range	Output	Input	Eff.
83178	4ch (1-60W DC/ch)	5A 12V/ch	12V DC	95%
	4ch (1-120W DC/ch)	5A 24V/ch	24V DC	95%
C-E300013	4ch (1-240W DC/ch)	5A 48V/ch	48V DC	95%

	24V DC
99371	Peta 50 W
84700	Peta 75 W
99374	Reson 75 W
99331	Reson 150 W

	48V DC
99784	Mean 150 W
99785	Mean 240 W

Suitable for powering 12/24/48V constant voltage products. Regulation via DMX interface, PUSH, 0/1-10V interface. Four output channels. Warm tune, dynamic white, RGB, RGBW dimming functions.

Lumiquad mini | CV DMX/RDM 4ch



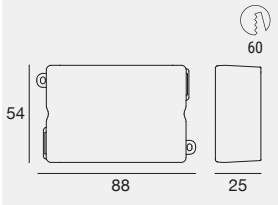



84865
DMX cable

	Range	Output	Input
C-E700005	4ch. x (1-30 W DC/ch.)	2.5A 12V/ch	12V DC
	4ch. x (1-60 W DC/ch)	2.5A 24V/ch	24V DC

	24V DC
99371	Peta 50 W
84700	Peta 75 W
99374	Reson 75 W
99331	Reson 150 W

Suitable for powering strip LEDs and 5 mm LEDs, also RGB. DMX address selectable via dip-switch or via DALI. Compatible with USITT DMX 512-A protocol. Four output channels. Warm tune, dynamic white, RGB, RGBW dimming functions.

Master DMX

Stick_GU2 | DMX Controller



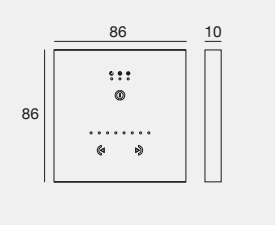



99184
Power supply



84865
DMX cable



98140
Outer casing

	Type	Signal Output	Input	Connector
99045	WH	DMX	5.5-6V DC	CLAMP micro USB
99046	BB	DMX	5.5-6V DC	CLAMP micro USB

Mode selector: Color, Scene and Dimmer. Ability to handle 128ch (0.25 DMX Universe). Selector of up to 24 scenes with selection between dynamic or static. Arrows allow changing active scene. During the execution of a program, the dimmer function can be used to vary the intensity. In colour mode, it is possible to recall a series of pre-set static colours. All functions can be configured by hardware manager (enable/disable the different modes, select starting scenario, etc.).

Stick_DE3 | DMX Controller



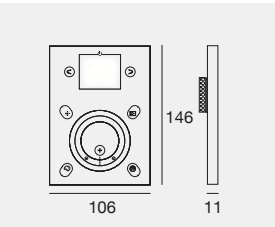



99184
Power supply



84865
DMX cable



98140
Outer casing

	Type	Signal Output	Input	Connector
99234	WH	DMX	5.5-6V DC	CLAMP RJ45 mini USB
99235	BB	DMX	5.5-6V DC	CLAMP RJ45 mini USB

Ability to handle 512ch (1 DMX Universe), extendable up to 1024ch (2 DMX Universes). Zone selector to simultaneously activate up to 10 scenes. Dimmer to adjust light intensity and saturation. Selector of up to 500 scenes with the possibility of choosing between dynamic or static. Possibility of increasing or reducing the speed of dynamic scenes and colour effects. Color selector pad allowing RGB values to be entered. Control option via local WiFi network (after Ethernet connection) with free Arcolis Remote App.

Slesa_U11 | DMX Controller



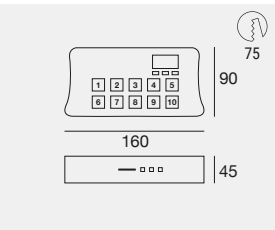



83244
Power supply



89186
5 m extension
M 5 pin M12
M 3 pin XLR



84869
Connector
M 3 pin XLR



84865
DMX cable

	Signal Output	Input	Connector
83243	DMX	5.5-6V DC	RJ45 XLR 3 Pin F. USB C

Ability to manage 1024ch (2 DMX universes) stand-alone, extendable up to 2048ch (4 DMX universes) with connected PC. Selector of up to 99 scenes with selection between dynamic or static. Arrows allow changing active scene. 5 zone selector. Control option via local WiFi network (after Ethernet connection) with free Arcolis Remote App.

Dina DR2 | DMX Controller



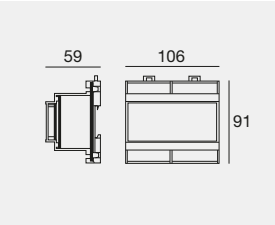



83145
Included

	Signal Output	Input	Connector
C-E700046	2 uni DMX/RDM	12V DC	CLAMP Ethernet RJ45 USB typeC

Standalone management of up to 1,024 channels (2 DMX universes), with the option to upgrade to 3 DMX universes. Selection of up to 99 scenes, with a choice between dynamic and static modes. Management of 5 areas/zones. MicroSD slot, RJ45 port, and 8+3 dry-contact ports for trigger management. Optional control via local Wi-Fi network (Ethernet connection required) using the free Arcolis Remote app. Supports Cloud implementation for remote management (Internet connection required).

Dina DR1 | DMX Controller



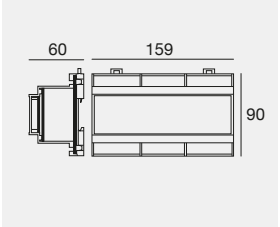



83145
Included

DMX RDM | IP20

	Signal Output	Input	Connector
83144	6 uni DMX/RDM	12V DC	CLAMP Ethernet RJ45 USB typeC

Ability to manage 3072ch (6 DMX Universes) standalone, 128 DALI drivers (2 DALI BUS, DALI BUS power supply required). Selector of up to 2000 scenes with choice of dynamic or static. Arrows allow changing active scene. 20 zone selector. Control option via local WiFi network (after Ethernet connection) with free Arcolis Remote App. Allows deployment via Cloud for remote management (Internet access required).

NATOUCH-8 | Arcolis Touch



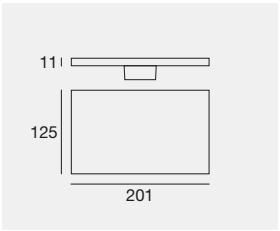



99658
Power supply



98140
Outer casing

IP20 | NEW

	Signal Output	Input	Connector
C-E700035	Etherent RJ45	12VDC	CLMAP Ethernet RJ45

New touch panel with large 8-inch display. Enhanced customisation options. Compatible with SLESA, DINA and STICK controllers, it offers a versatile interface that can be customised via ESA PRO 2.5.

Master Pixel/SPI

Pix2048 | Start PIXEL box



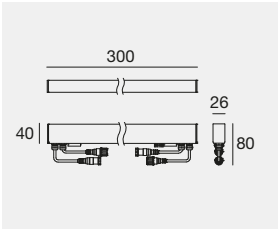



89189
5 m cable
M 5 pin M12



83202
2,5 cable
F. 4 pin M12

Made in Italy | DMX RDM | IP67

	Type	Signal Output	Signal Input	Connector	Power input
83193	BB	DMX512, DMX2048	DMX 512 / RDM	CLAMP	24 - 48V DC

Non isolated control interface for RGB/RGBW article with digital control. Recommended for Xenia_PIXEL and Paseo_PIXEL_Dark or Pixie PIXEL. Maximum distance from the ArtNet node 50 meters. Control via DMX/RDM C-E700026 addresser.

Pixtwo | Converter ArtNet DMX/RDM



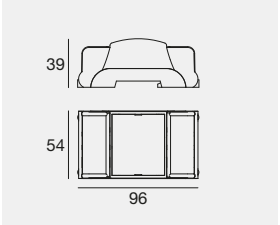



83009
Power supply



84865
DMX cable

Made in Italy | C.V. | DMX RDM | IP10

	Signal Output	Signal Input	Connector	Power input
83192	2 x DMX RDM DMX512, DMX2048	ETHERNET (Artnet4 protocol)	CLAMP RJ45	12-24 V DC

ArtNet-DMX RDM signal converter. Possibility to configure via web page.

Line isolator DMX | RDM BOOST DMX



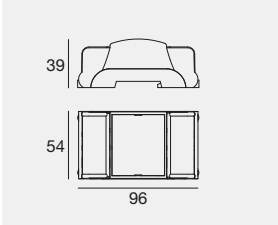



99658
Power supply



84865
DMX cable

IP10

	Signal Output	Signal Input	Connector	Power input
99657	Bus DMX512	Bus DMX512	CLAMP	12V DC

The Line isolator galvanically isolates the DMX512/RDM input with the output. Through RDM it is possible to set the personality and therefore the type of operation.

NASPLIT | 4OUT DMX/RDM



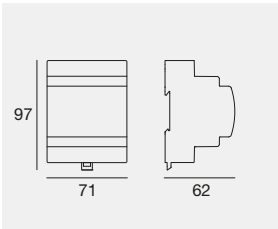



99658
Power supply



84865
DMX cable



89189
5 m cable
M 5 pin M12

IP10 NEW

	Signal Output	Signal Input	Connector	Power input
C-E700034	4 DMX 512/RDM	DMX 512/RDM	CLAMP	12-24-48 VDC

The splitter receives the incoming DMX signal and redistributes it to the four DMX output ports. It can also operate as a signal amplifier, as each output supports an additional cable length of up to 300 metres. This splitter is compliant with the RDM protocol for bidirectional communication over DMX. Suitable for installation on a 35 mm Omega DIN rail.

Dmxhub | 6OUT DMX/RDM



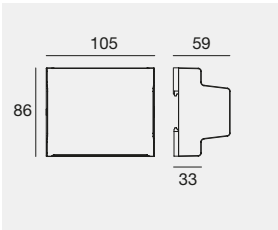



99658
Power supply



84865
DMX cable



89189
5 m cable
M 5 pin M12

IP20

	Signal Output	Signal Input	Connector	Input
99386	6 DMX512/RDM	DMX512/RDM	CLAMP	9-24V DC

The DMX-512 Splitter takes the DMX input signal and sends it back to the 6 DMX output ports. The splitter can also function as a signal amplifier, because each port supports another 300-metre long connection. This splitter complies with the RDM protocol for bi-directional communication on DMX. Fixture suitable for mounting on 35mm Omega DIN rail.

Dmxhub PRO | 6OUT DMX/RDM



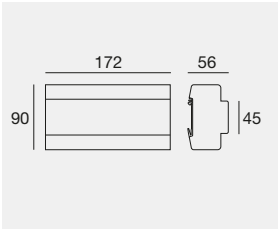



99658
Power supply



84865
DMX cable



89189
5 m cable
M 5 pin M12

IP20

	Signal Output	Signal Input	Connector	Input
83148	6 DMX 512/RDM	DMX 512/RDM	CLAMP	10-48 VDC

The DMX-512 Splitter takes the DMX input signal and sends it back to the 6 DMX output ports. The splitter can also function as a signal amplifier, because each port supports another 300-metre long connection. This splitter complies with the RDM protocol for bi-directional communication on DMX. Fixture suitable for mounting on 35mm Omega DIN rail.

AIR-Bridge-DMX | Wireless DMX/RDM



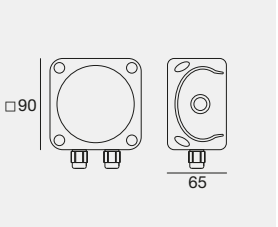

IP67 NEW

	Signal Output	Signal Input	Connector	Power input
C-E700047	DMX512/RDM	DMX512/RDM	CLAMP	220-240V AC

AIR-BRIDGE-DMX is a wireless transmitter/receiver powered by the LumenRadio module with simultaneous Bluetooth® BLE, converting the DMX protocol (with RDM functionality) into a wireless signal. Simultaneous Bluetooth® enables easy installation, configuration and lighting control using portable devices via the LumenRadio CRMX Toolbox© mobile application.

Titan | ArtNet DMX Controller



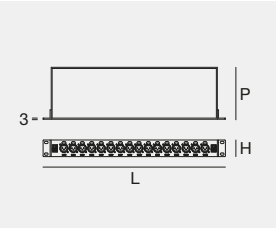

DMX 512 IP20

	LxPxH mm	Signal Output	Signal Input	Connector	Power Input
99381	140x63x38	2 DMX512	Ethernet RJ45	XLR 5 Pin F.	220-240V AC
99382	138x93x38	4 DMX512	Ethernet RJ45	XLR 5 Pin F.	220-240V AC
99383	483x137x44	8 DMX512	Ethernet RJ45	XLR 5 Pin F.	220-240V AC
99384	483x137x44	16 DMX512	Ethernet RJ45	XLR 5 Pin F.	220-240V AC

The ArtNet protocol is received via Ethernet. Generate the DMX512 signal. Perfect synchronisation between universes. Configurable via web page.



98493
5 m extension
M 5 pin M12
M 5 pin XLR



99346
Connector
M 5 pin XLR



84865
DMX cable



89189
5 m cable
M 5 pin M12

DMX USB PRO | DMX/RDM Addresser



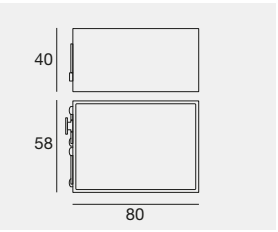

DMX 512 DMX RDM IP20

	Signal Output	Signal Input	Connector	Power Input
C-E700026	1 DMX512	USBtype A	XLR 5 Pin F.	USB 5V

ENTTEC software included. Required to program DMX/RDM devices. Test the correct operation of the installation. It is possible to use the two DMX universes and the stand-alone mode for small installations (1024 pixels).



89186
5 m extension
M 5 pin M12
M 3 pin XLR



98493
5 m extension
M 5 pin M12
M 5 pin XLR



99346
Connector
M 5 pin XLR



84865
DMX cable



89189
5 m cable
M 5 pin M12

Dmxrack | ArtNet Converter



DMX RDM IP20

	Signal Output	Signal Input	Connector	Type	Power Input
83149	4 UNI	ArtNet	RJ45 XLR3	Box	220-240V AC
83150	4 UNI	ArtNet	RJ45 XLR3	Rack	
83151	8 UNI	ArtNet	RJ45 XLR3	Rack	

Art-Net and sACN to DMX converter for 4 and 8 independent universes. 4 and 8 individually optically isolated DMX ports. Graphic display and encoder knob for easy configuration and accurate status information. Web interface for status observation, settings adjustment and firmware updates. Neutrik powerCON input and output.



83152
Plug Power DMXnode

SunsetX | ArtNet DMX controller recorder





83009
Power supply

DMX 512 | DMX RDM | IP20

	Signal Output	Signal Input	Connector	Power Input
C-E700027	8 UNI ArtNet	ArtNet	Ethernet RJ45 USB typeB	USB 5V-24V
C-E700028	32 UNI ArtNet	ArtNet		

MADRIX AURA controls from 12 to 32 universes via Art-Net as a versatile stand-alone interface or as a live controller. Web configuration. Run scenarios automatically with the help of the internal clock and the timers available for sunrise and sunset.

Key | Madrix 5



	Type	Signal Output
81828	entry	8 DMX Universe
81829	basic	32 DMX Universe
81830	professional	128 DMX Universe
81831	ultimate	512 DMX Universe

Licence for Madrix software to enable the ArtNet output signal. The MADRIX® 5 software is the lighting instrument preferred by professionals in the sector, lighting designers.

WS | WorkStation HP



IP20

	Power Input
81835	220-240 vAC

MHD | Monitor



IP20

	Power Input	
81836	220-240 vAC	24 pollici HDMI

HPE | Ethernet Switch



IP20 | NEW

	Signal Output	Power Input
83388	8 RJ45	220-240 vAC
83389	24 RJ45	220-240 vAC

Emergency

Emergency light kit | Emergency



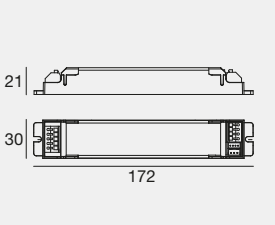

Switchable (on/off) in the presence of mains via switch on SL input (switched line). Automatic reset following battery and/or LED lamp replacement. Electronic multi-level charging system. Supplied with 3.2V - 3.6Ah battery pack.

EM C.C. IP20

	Range	Output	Input	Eff.	PF	Surge
99355	Universal	6-60V 40-400mA	220-240V AC	86%	0.5	4 kV

Frequency	50-60 Hz
Nominal input current	40 mA (30 A inrush current with cold start)
Outout voltage (without load)	6-60V
TA Operating temperature	-25 +50 °C
Max casing temperature TC	70 °C
Control interface	Switch Line, Rest mode
Protections	Overtemperature, overload, overvoltage, short-circuit, open circus
Charge current	200 mA
Emergency output current	400-40 mA
Emergency power	2,4W
Emergency output current	20 h
Reference norms	IEC 61347-2-7:2011, IEC 61347-2-7:2011/AMD1:2017, IEC 61347-1:2015, IEC 61347-1:2015/AMD1:2017, EN 61347-1:2015, EN 61347-2-7:2012+A1:2019, EN 55015:2013/ A1:2015, EN61547:2009, EN 61000-3-2: 2014 EN 61000-3-3: 2013



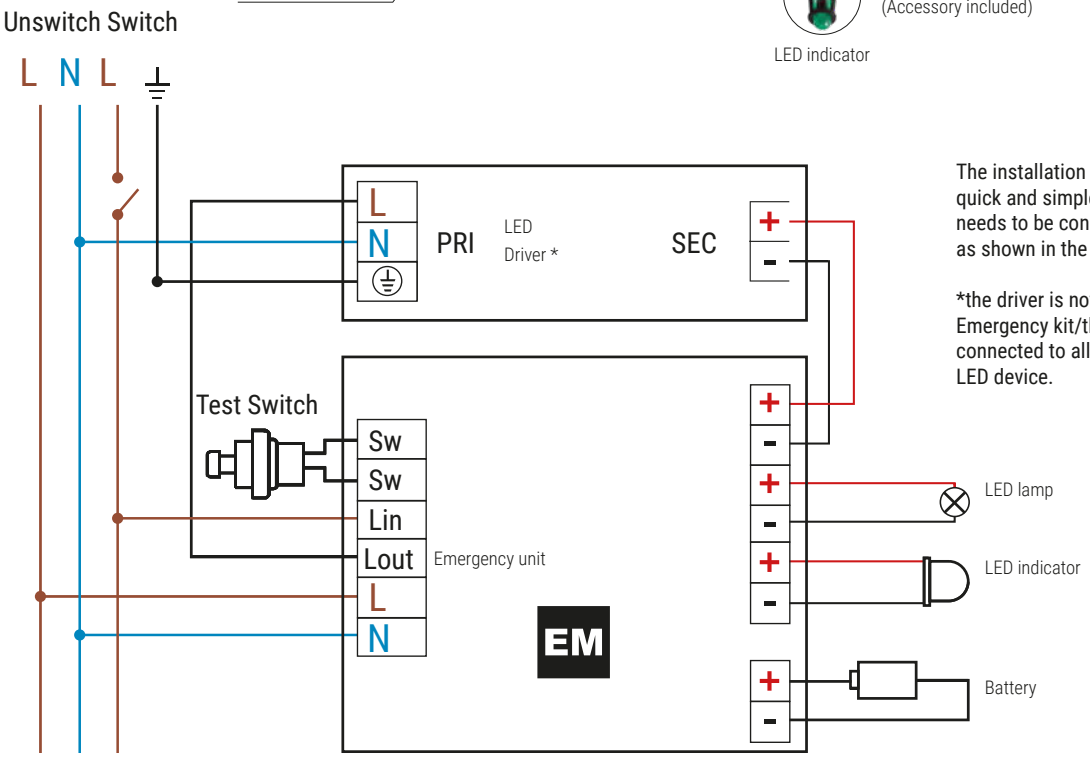

The installation of the emergency kit is quick and simple: the Emergency unit only needs to be connected to the LED driver as shown in the diagram.

*the driver is not included in the Emergency kit/the Emergency kit can be connected to all the original drivers of the LED device.

Emergency light kit | Emergency



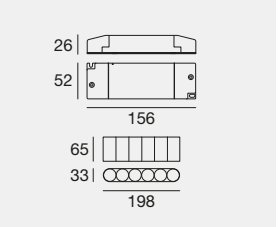

- Maintained or non maintained operation
- Suitable for electronic driver, dimmable electronic driver
- Adjustable version dip-switch, constant current or constant voltage to power LED to LED modules
- Connected to power supplies with maximum output voltage and current 90V and 2A
- Automatic operation
- High temperature NiCd batteries
- Charge indicator with FROR led cable
- Protection device against extensive discharge
- MAT4 DALI self diagnosis system with external module
- Charging device with supply is reinforced insulation able to recharge the battery normally after the test in clause 22.3 of the IEC 61347-2-7:2007.
- Supplied with 7.2V - 4Ah battery pack.

EM C.C. IP20

	Range	Output	Input	PF
KIT0014	Universal C.C. Universal C.V.	9-57V 350-60mA 24V 2000mA	220-240V AC	0.5

Frequency	50-60 Hz
Nominal input current	20 mA
Outout voltage (without load)	9-57V C.C. / 24V C.V.
TA Operating temperature	0 +50 °C
Max casing temperature TC	70 °C
Control interface	Switch Line, Rest mode
Protections	Overtemperature, overload, overvoltage, short-circuit, open circus
Emergency output current	350-60 mA C.C. / 2000mA C.V.
Emergency power	3,4W
Recharging time	24 h
Reference norms	EN61347-2-13, EN61347-2-7, EN61547, EN55015, EN60598-2-22, EN61000-3-2

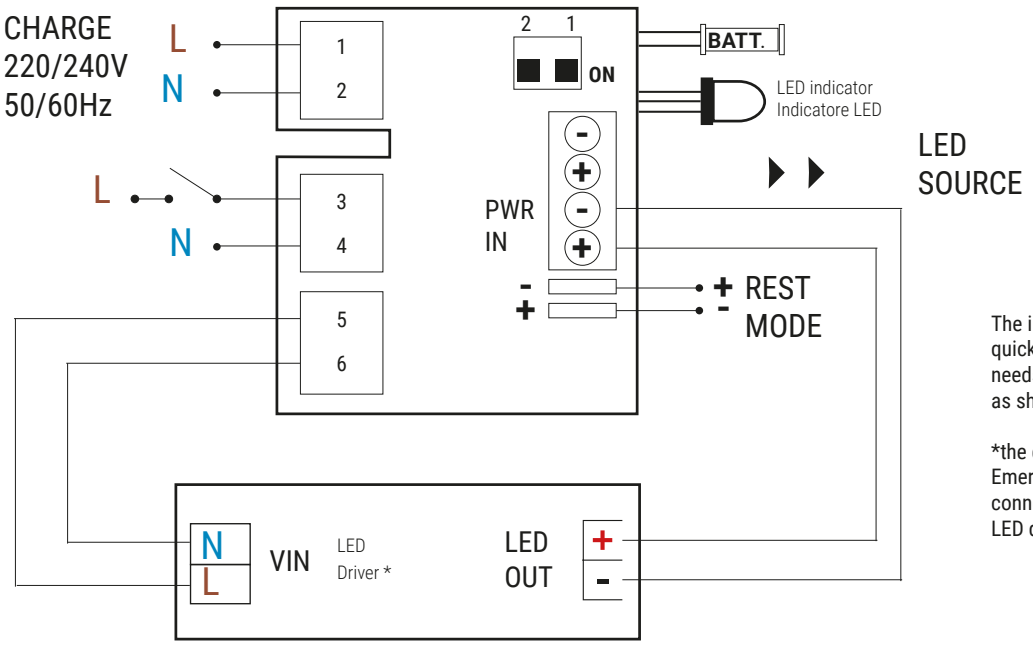

The installation of the emergency kit is quick and simple: the Emergency unit only needs to be connected to the LED driver as shown in the diagram.

*the driver is not included in the Emergency kit/the Emergency kit can be connected to all the original drivers of the LED device.

Cables

	application	type	voltage	insulation	Ø	nomenclature	sec. mm	cable colour	core colour	cable gland	temperature
84874	indoor	RGB	low	PVC + PVC	7 mm	--	6 x 0,75	●	○●●●●●	PG7	--
99237	outdoor	MONO	low	FEP + PCP	5,3 mm	--	2 x 0,5	●	●●	--	70-90°C
84888	outdoor	MONO	low	GUM	6,5 mm	--	2 x 1	●	●●	PG7	--
84875	outdoor	MONO	low	GUM + PCP	8,3 mm	H07RN8-F	2 x 1	●	●●	PG9	60-90°C
84892	indoor outdoor	MONO	low	FEP + FEP	1,9 x 3,3 mm	--	2 x 0,5	●●	●●	--	180°C
99353	outdoor	--	high	GUM + PCP	6,2 mm	H05RN-F	2 x 0,75	●	●●	PG7	60-90°C
99229	outdoor	--	high	GUM + PCP	6,5 mm	H05RN-F	2 x 1	●	●●	PG7	60-90°C
84887	outdoor	--	high	GUM + PCP	7,2 mm	H05RN-F	3 x 1	●	●●●	PG7	60-90°C
99002	outdoor underwater	MONO	low	NEOPRENE	5,3 mm	--	2 x 0,5	●	●●	--	70-90°C
84876	outdoor underwater	MONO	low	NEOPRENE	6,5 mm	--	3 x 1	●	●●●	PG9	--
99759	outdoor	RGBW	low	TPVC	9x0.5 mmq	--	9x0.5	●	○●●●●●●●●	PG11	--

Extension cables

The conductor cables to utilize for installing our outdoor fixtures has to be NEOPRENE H07 that respond to technical requests of EN60598 sez. 5.2.2:

- temperature of use 90°C
- Type of conductor red copper wire
- Execution tension 450/750V
- Nomenclature H07RN-F
- Conforming of the normative CEI 20-19
- Conforming on the requests of directive B.T.73/23CEE e 93/68CEE

The cable is suitable for humid and dry outdoor ambient; Water resist, on erosion, on frequent flexions. The cable resist on temperature up to –25°C without any superficial crackles; is necessary to protect it anyway even on surface that is use for pathways or drive over in order to prevent curving at 30°.

cod.	rif.	application	voltage	insulation	sec. mm	length mm	colour	temperature
84866	A	indoor	low	PVC	3 x 0,5	1500	●●●	90°C
84867	B	indoor	low	PVC	3 x 0,5	3000	●●●	90°C
84872	C	indoor	low	PVC	3 x 0,5	1500	●●●	90°C
84873	D	indoor	low	PVC	3 x 0,5	1500	●○●	90°C

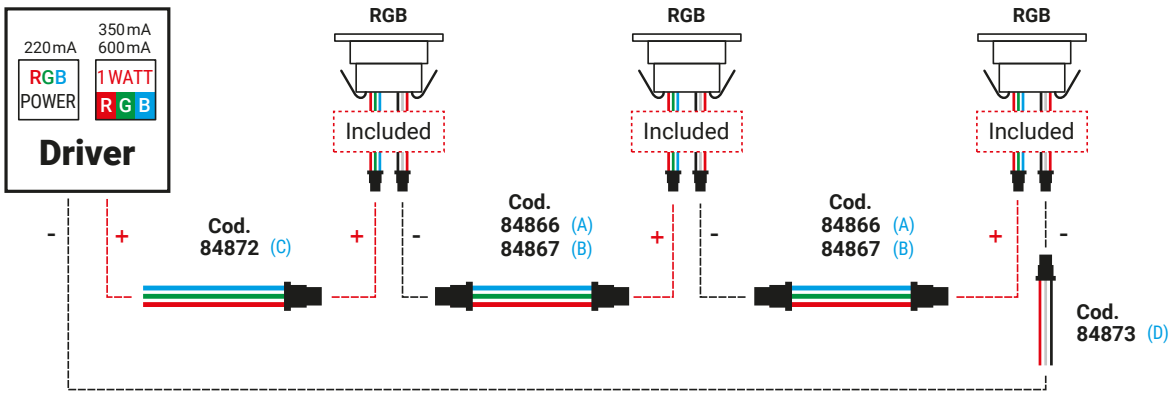

Junction boxes | DMX accessories

Junction box | connector gel 2 ways



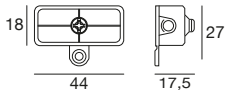

	Connectors	External Ø of the cabl
98989	IP68 2x0,75 mm²	Ø 4,8 ~ Ø 6 mm

Junction box | connector 2 ways



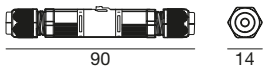

	Connectors	External Ø of the cable
98990	IP68 min. 2x0,25 mm² max. 2x1,0 mm²	Ø 3 ~ Ø 8 mm

Junction box | connector gel 2 ways





	Connectors	External Ø of the cabl
98991	IP68 max. 3x1.5 mm²	Ø 5,5 ~ Ø 10 mm

Junction box | connector 2 ways



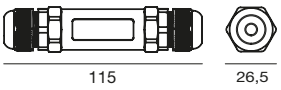

	Connectors	External Ø of the cable
84893	IP68 min. 2x0,5 mm² max. 2x2.5 mm²	Ø 7 ~ Ø 13,5 mm

Junction box | connector gel 4 ways



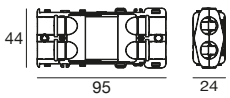

	Connectors	External Ø of the cable
84894	IP68 max. 4x1,5 mm²	Ø 6,5 ~ Ø 12 mm

Cables | DMX



	L m	Connectors	Sec. Ø
84895	1	F 3 pin XLR	2 x 0,25 mm² + shield
84994	5		

Extension cables | DMX



	L m	Connectors	Sec. Ø
84871	1	M + F 3 pin XLR	2 x 0,25 mm² + shield
84885	5		

Connectors | DMX



	L m	Connectors	Sec. Ø
84869	3 M	XLR	
84870	3 F		
99346	5 M		
99379	5 F		

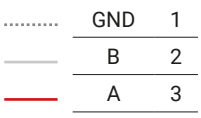

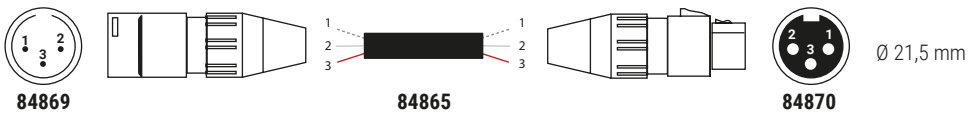

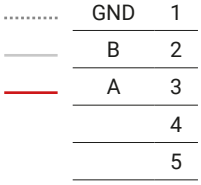

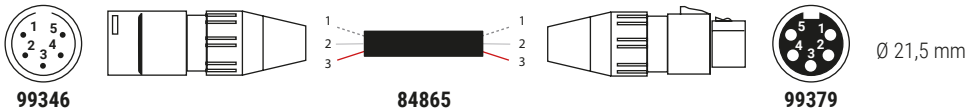

DMX accessories

Cable | DMX



price / m	sec. Ø	
order: x m / 84865	2 x 0,25 mm² + shield	**84865**

Connector | DMX line closure adapter



*accessory to be installed obligatorily at the end of each continuous row of appliances.

suitable for	input	output	
*Paseo RGBW	Bus DMX 512	120 Ohm	**89365**
*Paseo_PIXEL RGB			
*Xenia 2.0 RGBW			
*Pixie_PIXEL_box			

Connector | ALLinONE DMX line closure adapter



*accessory to be installed obligatorily at the end of each continuous row of appliances.

suitable for	input	output	
*Archiline RGBW	Bus DMX 512	120 Ohm	**98986**
*Prolamp RGBW			

Connector | ALLinONE DMX line closure adapter



*accessory to be installed obligatorily at the end of each continuous row of appliances.

suitable for	input	output	
*Xenia RGBW	Bus DMX 512	120 Ohm	**C-W400005**

Connector splitter | ALLinONE splitter power/DMX



Start splitter

suitable for	input	output	
Archiline RGBW Prolamp RGBW	① 3x1,5 mm² (for power supply) ② 2x0,25 mm² (for DMX) +shield	③ ALLinONE F 3x1,5 mm² + 2x0,2 mm² +shield	**98985**
Xenia RGBW	① 2x1 mm² (for power supply) ② 2x0,25 mm² (for DMX) +shield	③ ALLinONE F 2x1 mm² + 2x0,2 mm² +shield	**C-W200018**

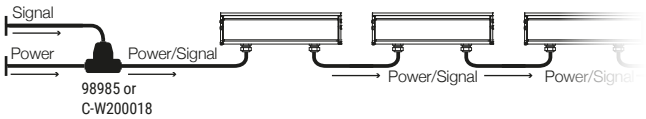

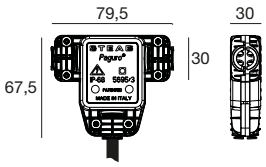

Continuity splitter A

suitable for	input	output	
Archiline RGBW Prolamp RGBW	① ALLinONE M 3x1,5 mm² + 2x0,2 mm² +shiel ② 3x1,5 mm² (for power supply)	③ ALLinONE F 3x1,5 mm² + 2x0,2 mm² +shield	**99390**
Xenia RGBW	① ALLinONE M 2x1 mm² + 2x0,2 mm² +shiel ② 2x1 mm² (for power supply)	③ ALLinONE F 2x1 mm² + 2 x 0,2 mm² +shield	**C-W200019**

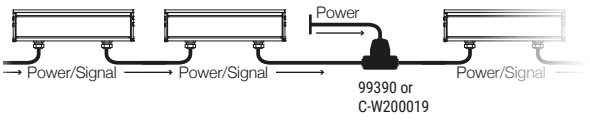



Montefeltro Office Village
Milan (Italy)

Project:
Stefano Giubileo, Gregg Brodarick,
Andrea Bianchi, Fabio Crespi

Photography:
Marco Reggi

OPTICS SYMBOLS FINISHES INDEX



LAMP-CONCEPT.CH

Suffixes

Example composition:

Suelo_**RFJ** = **R** + **F** + **J**

Round | Frameless | Adjustable

A	Aluminium
A (Orma)	Round Flush Frame
AB (Orma)	Round Flush Frame Blade
AL (Orma)	Round Flush Frame Opaline
AL	Aluminium Opaline
BC	Base Ceiling
BS	Base Surface
C	Ceiling
CD	Ceiling Direct
CI	Ceiling Internal
D	Double
E	Recessed
EX	Extractable
F	Frameless
FL	Frameless Opaline
FO	Frameless Circular
I	Inox
I (Orma)	Round with Frame
IB (Orma)	Round with Frame Blade
IL (Orma)	Round with Frame Opaline
IL	Inox Opaline
J	Adjustable
L	Linear Module
M	Modular
O	Circular
P	Pendant
PD	Pendant Direct
PI	Pendant Internal
PU	Pendant Up
Q	Square
PRO	Professional
R	Round
RDX	Round Double + Screws
RF	Round Frameless
RP (MK68)	Round Projectors
RX	Round + Screws
S	Surface
SP	Spot Projector
T	Track
W	Wall
Ww	Wall Washer
X (Paseo)	PowerLED
Y	Asymmetric

Effects Range

Optic range	Optic code	Optic Description
Floodlight effects		
1°÷ 3°	HS	Hyper Spot
4°÷ 6°	US	Ultra Spot
7°÷ 9°	NS	Narrow Spot
10°÷ 19°	SP	Spot
20°÷ 29°	FL	Flood
30°÷ 39°	ML	Medium Flood
40°÷ 49°	MW	Medium Wide Flood
50°÷ 70°	WF	Wide Flood
71°÷ 120°	XF	Extra Wide Flood
≥ 121°	DI	Diffused
1°- 60° Zoom Spot	AF	Adjustable Focus
Wall Grazing effects		
(≤ 9°) x (>60°)	3N	Elliptic Narrow Spot
(10°÷19°) x (20°÷40°)	1S	Elliptic Spot
(10°÷19°) x (41°÷60°)	ES	Elliptic Spot
(20°÷29°) x (41°÷60°)	EF	Elliptic Flood
(20°÷29°) x (>60°)	3F	Elliptic Flood
(20°÷29°) x (20°÷40°)	1F	Elliptic Flood
(30°÷39°) x (20°÷40°)	1M	Elliptic Medium Flood
(30°÷39°) x (41°÷60°)	EM	Elliptic Medium Flood
(30°÷39°) x (<20°)	0M	Elliptic Medium Flood
(40°÷49°) x (<20°)	0H	Elliptic Medium Wide Flood
(40°÷49°) x (20°÷40°)	1H	Elliptic Medium Wide Flood
(≥ 71°) x (>60°)	3Z	Elliptic Extra Wide Flood
Zoom Elliptic	AE	Adjustable Focus Elliptic
Asymmetrical effects		
Asym.+ (10°÷19°)	YS	Asymmetric + Spot
Asym.+ (20°÷29°)	YF	Asymmetric + Flood
Asym.+ (30°÷39°)	YQ	Asymmetric + Medium Flood
Asym.+ (40°÷49°)	YH	Asymmetric + Medium Wide Flood
Asym.+ (50°÷70°)	YW	Asymmetric + Wide Flood
Adj. Ww	AW	Adjustable Wall Washer
Asym. + Flood	X2	MixFlux Asymmetric + Flood
Asym. 180°	SR	Asymmetric 180°
Asym. 360°	RD	Asymmetric 360°
Asym. Ww	WW	Asymmetric Wallwasher
Asym.+ Elliptic	X1	MixFlux Asymmetric + Elliptic
Batwing	BW	Batwing (Double Asymmetric)
Multi-effects		
(4°÷6°) + (10°÷19°)	UT	Ultra Spot + Spot
(4°÷6°) + (20°÷29°)	UF	Ultra Spot + Flood
(4°÷6°) + (30°÷39°)	UQ	Ultra Spot + Medium Flood
(4°÷6°) + (40°÷49°)	UH	Ultra Spot + Medium Wide Flood
(4°÷6°) + (50°÷70°)	UW	Ultra Spot + Wide Flood
(10°÷19°) + (10°÷19°)	SS	Double Spot
(10°÷19°) + (30°÷39°)	MS	Spot + Medium Flood
(10°÷19°) + (50°÷70°)	WS	Spot + Wide Flood
(20°÷ 29°) + (20°÷ 29°)	FF	Double Flood
(30°÷ 39°) + (30°÷ 39°)	MM	Double Medium Flood
(40°÷ 49°) + (40°÷ 49°)	MH	Double Medium Wide Flood
(50°÷ 70°) + (50°÷ 70°)	VV	Double Wide Flood
(71°÷ 120°) + (71°÷ 120°)	ZX	Double Extra Wide Flood
Diffused + Diffused	DD	Double Diffused
(≥ 121°) + (10°÷19°)	DS	Diffused + Spot
(≥ 121°) + (20°÷29°)	DF	Diffused + Flood
(≥ 121°) + (30°÷39°)	DM	Diffused + Medium Flood
(≥ 121°) + (40°÷49°)	DH	Diffused + Medium Wide Flood
(≥ 121°) + (50°÷70°)	DW	Diffused + Wide Flood
Diffused (Up) + No Optic	DZ	Diffused + No Optic
No Optics	ZZ	No Optics
Bike (bike paths, narrow streets)	BK	Bike
Park (wide areas, parking lots)	PK	Park
Pedestrian Crossing	PD	Pedestrian
Radial Bi-direc.	RB	Radial Bi-directional emission
Radial Mono-direc.	RU	Radial Mono-directional emission
Radial Multi-direc.	RM	Radial Multidirectional emission
Street (wide streets)	ST	Street
Suburban (suburban roads)	SB	Suburban
Urban (urban streets)	UR	Urban

Alphabetical Effects Range

Optic code	Optic range	Optic Description
0H	(40°÷49°) x (<20°) Wall Grazing	Elliptic Medium Wide Flood
0M	(30°÷39°) x (<20°) Wall Grazing	Elliptic Medium Flood
1F	(20°÷29°) x (20°÷40°) Wall Grazing	Elliptic Flood
1H	(40°÷49°) x (20°÷40°) Wall Grazing	Elliptic Medium Wide Flood
1M	(30°÷39°) x (20°÷40°) Wall Grazing	Elliptic Medium Flood
1S	(10°÷19°) x (20°÷40°) Wall Grazing	Elliptic Spot
3F	(20°÷29°) x (>60°) Wall Grazing	Elliptic Flood
3N	(≤ 9°) x (>60°) Wall Grazing	Elliptic Narrow Spot
3Z	(≥ 71°) x (>60°) Wall Grazing	Elliptic Extra Wide Flood
AE	Zoom Elliptic	Adjustable Focus Elliptic
AF	1°- 60° Zoom Spot	Adjustable Focus
AW	Adj. Ww	Adjustable Wall Washer
BK	Bike (bike paths, narrow streets)	Bike
BW	Batwing (Double Asymmetric)	Batwing
DD	(≥ 121°) + (≥ 121°)	Double Diffused
DF	(≥ 121°) + (20°÷29°)	Diffused + Flood
DH	(≥ 121°) + (40°÷49°)	Diffused + Medium Wide Flood
DI	≥ 121°	Diffused
DM	(≥ 121°) + (30°÷39°)	Diffused + Medium Flood
DS	(≥ 121°) + (10°÷19°)	Diffused + Spot
DZ	Diffused (Up) + No Optic	Diffused + No Optic
DW	(≥ 121°) + (50°÷70°)	Diffused + Wide Flood
EF	(20°÷29°) x (41°÷60°) Wall Grazing	Elliptic Flood
EM	(30°÷39°) x (41°÷60°) Wall Grazing	Elliptic Medium Flood
ES	(10°÷19°) x (41°÷60°) Wall Grazing	Elliptic Spot
FF	(20°÷ 29°) + (20°÷ 29°)	Double Flood
FL	20°÷ 29°	Flood
HS	1°÷ 3°	Hyper Spot
MH	(40°÷ 49°) + (40°÷ 49°)	Double Medium Wide Flood
ML	30°÷ 39°	Medium Flood
MM	(30°÷ 39°) + (30°÷ 39°)	Double Medium Flood
MS	(10°÷19°) + (30°÷39°)	Spot + Medium Flood
MW	40°÷ 49°	Medium Wide Flood
NS	7°÷ 9°	Narrow Spot
PD	Pedestrian Crossing	Pedestrian
PK	Park (wide areas, parking lots)	Park
RB	Radial Bi-direc.	Radial Bi-directional emission
RD	Asym. 360°	Asymmetric 360°
RM	Radial Multi-direc.	Radial Multidirectional emission
RU	Radial Mono-direc.	Radial Mono-directional emission
SB	Suburban (suburban roads)	Suburban
SP	10°÷19°	Spot
SR	Asym. 180°	Asymmetric 180°
SS	(10°÷19°) + (10°÷19°)	Double Spot
ST	Street (wide streets)	Street
UF	(4°÷6°) + (20°÷29°)	Ultra Spot + Flood
UH	(4°÷6°) + (40°÷49°)	Ultra Spot + Medium Wide Flood
UQ	(4°÷6°) + (30°÷39°)	Ultra Spot + Medium Flood
UR	Urban (urban streets)	Urban
UT	(4°÷6°) + (10°÷19°)	Ultra Spot + Spot
US	4°÷ 6°	Ultra Spot
UW	(4°÷6°) + (50°÷70°)	Ultra Spot + Wide Flood
VV	(50°÷ 70°) + (50°÷ 70°)	Double Wide Flood
WF	50°÷ 70°	Wide Flood
WS	(10°÷19°) + (50°÷70°)	Spot + Wide Flood
WW	Asym. Ww	Asymmetric Wallwasher
X1	Asym.+ Elliptic	MixFlux Asymmetric + Elliptic
X2	Asym. + Flood	MixFlux Asymmetric + Flood
XF	71°÷ 120°	Extra Wide Flood
YF	Asym.+ (20°÷29°)	Asymmetric + Flood
YH	Asym.+ (40°÷49°)	Asymmetric + Medium Wide Flood
YQ	Asym.+ (30°÷39°)	Asymmetric + Medium Flood
YS	Asym.+ (10°÷19°)	Asymmetric + Spot
YW	Asym.+ (50°÷70°)	Asymmetric + Wide Flood
ZX	(71°÷ 120°) + (71°÷ 120°)	Double Extra Wide Flood
ZZ	No Optics	No Optics

How to read symbols

- Indoor installation
- Outdoor installation
- Wall mounting
- Ground mounting
- Ceiling mounting
- Wall or ground mounting
- Ceiling or wall mounting
- Ceiling, wall or groung mounting
- Protection index (IEC 60529) against foreign bodies and water
- Resistant to temporary immersion. Not suitable for permanent submerged installation
- Optical compartment protecion index
- Protection index (IEC 62262) against external mechanical impacts
- Walkable device
- Carriageable device
- Stainless steel
- Circular installation hole
- Square installation hole
- Directional light beam
- Tilting light beam
- Power supply cable included
- Device suitable to be mounted on furniture
- Device suitable to be mounted on normally flammable surfaces (EN 60598)
- Device with built-in thermal protection
- Driver included
- Driver not included
- Class I - IEC protection class
- Class II - IEC protection class
- Class III - IEC protection class
- Over Voltage Protection
- Smartwave™
- Constant Current
- Constant Voltage
- Dimming On Board Integrated potentiometer
- 1-10 V
- Digital Addressable Lighting Interface
- Digital Addressable Lighting Interface
- Digital Addressable Lighting Interface
- PointToPoint DALI. Dimmering on single item
- RDM, DMX 512
- Casambi
- Matter
- Infrared
- Radio frequency remote control
- P.I.R. Sensor
- Light + Motion sensor
- Power supply with safety transformer
- Independent power supply
- Thermally protected power supply
- Power supply for built-in installation
- Unified Glare Rating
- BUG Rating
- Integrated antenna
- External antenna
- The power supply does not switch into the installation hole
- Electrostatic discharge protection
- Over Voltage Protection
- Version suitable for ATEX 2,22 areas
- High Efficiency
- Internal Driver Micro driver on-board
- The driver contained in the device complies with IEC 61347-2-13 annex J
- Emergency version
- Marine Grade
- Finish Flex

The connection diagrams for electronics articles are included in the technical documentation.

Finishes

WH
Text white
RAL 9003

WS
Matt white
RAL 9003



BB
Text black
RAL 9005



5O
5 gloss matt black
RAL 9005



BG
Text black grey
RAL 7021



AK
Anodised
black aluminium



AT
Text anthracite grey
RAL 7016



ME
Gunmetal



GG
Text brilliant grey
RAL 9006



LG
Text light grey
RAL 7035



TN
Satin finish

TR
Transparent PMMA



OP
Opaline PMMA



CC
Concrete



AL
Aluminium



AM
Anodised aluminium



IS
Brushed steel



ZN
Galvanised steel



SE
Stainless steel



NK
Brushed nickel



CH
Polished (galvanic)
chrome



HG
Painted brushed gold



AU
Painted gold



BS
Natural brass



BN
Matt brown



DB
Dark brown



DZ
Painted anodic
bronze



SN
Text sand



SY
Polished signal yellow
RAL 1003



GR
Text mattefield green
RAL 6031

Codes index

Code	Page
14931	847
	851
	855
	869
53890	907
60830	107
62400	650
62402	650
62460	313
62757	659
62758	659
62900	338
	339
63445	907
63446	907
64010	202
	214
64011	202
	214
64013	202
64020	202
	214
64021	202
	214
64023	202
64030	202
	214
64031	202
	214
64033	202
64039	202
64060	202
	214
64061	202
	214
64063	202
64066	202
	214
64067	202
	214
64069	202
64189	203
64210	887
64252	887
64253	887
64254	887
64256	887
64257	887
64258	887
64505	691
64546	107
64547	107
64548	107
64549	107
64550	107
64551	107
64575	203
	215
64578	202
	214
64589	650
64594	650
64595	650
64597	650
64641	650
64643	650
64645	650
64647	650
64661	650
64662	650
64664	650
64666	650
64667	650
64669	650
64670	203
	215
64758	877
64788	889
64789	889
64790	889
64791	889
64792	889
64793	889
64794	889
64795	889
64796	889
65003	338
65004	338
65005	691
65006	338
65007	338
65008	339
65009	338
65010	338
65011	339
65012	338
65013	338
65014	339
65015	339
65016	339
65018	339
65019	339
65021	339
65022	339
65023	659
65024	339
65025	339
65026	659
65027	338
65028	338
65035	659
65036	659
65037	659
65038	659
65039	659
65040	659
65054	338
	339
65055	338
	339
65075	895
65077	895
65078	895
65082	889
65094	659
65097	339
65142	202
	214
65180	338
65181	338
65182	338
	339
65183	338
	339
65184	338
	339
65190	229
65191	229
65192	229
65193	229
65324	202
	214
65326	202
	214
65336	202
	214
65338	202
	214
65403	889
65404	889
65405	889
65412	202
	214
65413	202
	214
65438	313
65439	313
65440	313
65441	313
76036	805
76037	805
76038	805
76039	805
76040	806
76042	806
76044	807
76046	807
76048	806
76049	806
76050	807
76051	807
76052	147
76053	147
76056	147
76057	147
76074	806
76075	806
76076	807
76077	807
76078	569
76079	569
76080	744
76081	745
76082	746
76090	682
76091	682
76092	682
76093	682
76094	684
76095	684
76096	684
76097	684
76098	684
76099	684
76100	684
76101	684
76116	796
76117	796
76118	796
76125	796
76126	796
76127	796
76134	796
76135	796
76140	796
76141	796
76146	797
76147	797
76148	797
76155	797
76156	797
76157	797
76164	797
76165	797
76170	797
76171	797
76180	443
76181	444
76182	505
76183	505
76184	505
76185	505
76203	779
76205	789
76207	776
76208	776
76209	776
76210	776
76211	776
76212	776
76213	777
76214	777
76221	777
76222	777
76223	777
76224	777
76225	777
76246	547
76247	547
76248	547
76249	547
76251	547
76252	547
76253	547
76254	547
76276	547
76277	547
76278	547
76279	547
76281	547
76282	547
76283	547
76284	547
76286	547
76287	547
76288	547
76289	547
76291	547
76292	547
76293	547
76294	547
76296	546
76297	546
76298	546
76299	546
76301	546
76302	546
76303	546
76304	546
76311	546
76312	546
76313	546
76314	546
76316	546
76317	546
76318	546
76319	546
76321	545
76322	545
76323	545
76324	545
76326	545
76327	545
76328	545
76329	545
76351	545
76352	545
76353	545
76354	545
76356	545
76357	545
76358	545
76359	545
76361	545
76362	545
76363	545
76364	545
76366	545
76367	545
76368	545
76369	545
76374	280
76375	280
76376	280
76377	280
76380	280
76381	280
76382	280
76383	280
76384	280
76385	280
76386	280
76387	280
76398	280
76399	280
76400	280
76401	280
76404	280
76405	280
76406	280
76407	280
76408	280

Codes index

Code	Page	Code	Page	Code	Page	Code	Page	Code	Page	Code	Page	Code	Page
76409	280	**76622**	543	**76702**	778	**76888**	864	**77003**	554	**77165**	783	**77326**	49
76410	280	**76624**	543	**76703**	778	**76890**	865	**77004**	554	**77166**	783	**77327**	49
76411	280	**76625**	543	**76704**	778	**76891**	865	**77005**	554	**77186**	569	**77328**	49
76420	282	**76626**	543	**76705**	787	**76892**	865	**77007**	554	**77187**	867	**77329**	49
76421	282	**76627**	543	**76706**	787	**76894**	865	**77018**	554	**77188**	867	**77330**	44
76422	282	**76629**	543	**76707**	787	**76895**	865	**77019**	554	**77189**	867	**77331**	44
76423	282	**76630**	543	**76708**	787	**76896**	865	**77020**	554	**77282**	758	**77332**	44
76424	282	**76631**	543	**76717**	779	**76898**	865	**77022**	554	**77283**	761	**77333**	44
76425	282	**76632**	543	**76721**	789	**76899**	865	**77023**	554	**77284**	758	**77334**	45
76426	282	**76634**	542	**76733**	948	**76900**	865	**77024**	554	**77285**	761	**77335**	45
76427	282	**76635**	542	**76734**	948	**76918**	553	**77025**	554	**77286**	758	**77336**	45
76428	283	**76636**	542	**76735**	949	**76919**	553	**77027**	554	**77287**	761	**77337**	45
76429	283	**76637**	542	**76736**	949	**76920**	553	**77044**	682	**77288**	758	**77338**	51
76432	283	**76639**	542	**76737**	948	**76922**	553	**77045**	682	**77289**	761	**77339**	51
76433	283	**76640**	542	**76738**	948	**76923**	553	**77046**	682	**77290**	758	**77340**	51
76559	544	**76641**	542	**76745**	670	**76924**	553	**77047**	682	**77291**	761	**77341**	51
76560	544	**76642**	542	**76746**	670	**76925**	553	**77090**	964	**77292**	758	**77342**	51
76561	544	**76649**	542	**76747**	670	**76927**	553	**77091**	964	**77293**	761	**77343**	51
76562	544	**76650**	542	**76760**	703	**76938**	553	**77093**	964	**77294**	758	**77344**	51
76564	544	**76651**	542	**76762**	703	**76939**	553	**77094**	964	**77295**	761	**77345**	51
76565	544	**76652**	542	**76763**	703	**76940**	553	**77096**	964	**77296**	758	**77346**	48
76566	544	**76654**	542	**76764**	703	**76942**	553	**77097**	964	**77297**	761	**77347**	48
76567	544	**76655**	542	**76766**	703	**76943**	553	**77099**	850	**77298**	758	**77348**	48
76574	544	**76656**	542	**76767**	703	**76944**	553	**77100**	850	**77299**	761	**77349**	48
76575	544	**76657**	542	**76768**	703	**76945**	553	**77101**	850	**77300**	758	**77350**	49
76576	544	**76659**	146	**76770**	703	**76947**	553	**77102**	850	**77301**	761	**77351**	49
76577	544	**76660**	146	**76771**	703	**76958**	553	**77103**	850	**77304**	759	**77352**	49
76579	544	**76661**	146	**76862**	709	**76959**	553	**77104**	850	**77305**	762	**77353**	49
76580	544	**76662**	146	**76863**	709	**76960**	553	**77111**	782	**77306**	759	**77354**	44
76581	544	**76667**	146	**76864**	709	**76962**	553	**77112**	782	**77307**	762	**77355**	44
76582	544	**76668**	146	**76865**	710	**76963**	553	**77113**	782	**77310**	759	**77356**	44
76584	543	**76669**	146	**76866**	709	**76964**	553	**77120**	782	**77311**	762	**77357**	44
76585	543	**76670**	146	**76867**	709	**76965**	553	**77121**	782	**77312**	759	**77358**	45
76586	543	**76689**	710	**76868**	709	**76967**	553	**77122**	782	**77313**	762	**77359**	45
76587	543	**76690**	710	**76869**	710	**76978**	553	**77129**	782	**77314**	759	**77360**	45
76589	543	**76691**	711	**76874**	864	**76979**	553	**77130**	782	**77315**	762	**77361**	45
76590	543	**76692**	711	**76875**	864	**76980**	553	**77135**	782	**77316**	759	**77362**	51
76591	543	**76693**	710	**76876**	864	**76982**	553	**77136**	782	**77317**	762	**77363**	51
76592	543	**76694**	710	**76878**	864	**76983**	553	**77141**	783	**77318**	759	**77364**	51
76614	543	**76695**	711	**76879**	864	**76984**	553	**77142**	783	**77319**	762	**77365**	51
76615	543	**76696**	711	**76880**	864	**76985**	553	**77143**	783	**77320**	759	**77366**	51
76616	543	**76697**	726	**76882**	864	**76987**	553	**77150**	783	**77321**	762	**77367**	51
76617	543	**76698**	726	**76883**	864	**76998**	554	**77151**	783	**77322**	48	**77368**	51
76619	543	**76699**	726	**76884**	864	**76999**	554	**77152**	783	**77323**	48	**77369**	51
76620	543	**76700**	726	**76886**	864	**77000**	554	**77159**	783	**77324**	48	**77370**	702
76621	543	**76701**	778	**76887**	864	**77002**	554	**77160**	783	**77325**	48	**77372**	702

Codes index

Code	Page
77373	702
77378	913
77379	913
77380	913
77381	913
77382	913
77383	702
77385	702
77386	702
77387	702
77389	702
77390	702
77391	670
77392	670
77393	670
77395	670
77396	670
77397	670
77407	646
77408	646
77409	646
77410	646
77411	646
77412	646
77413	542
77414	542
77415	542
77416	542
77418	542
77419	542
77420	542
77421	542
77423	541
	542
77424	541
	542
77425	541
	542
77426	541
	542
77438	547
77439	547
77440	547
77441	547
77443	547
77444	547
77445	547
77446	547
77451	729
77453	729
77469	646
77470	545
77471	545
77472	545
77473	545
77475	545
77476	545
77477	545
77478	545
77490	543
77491	543
77492	543
77493	543
77495	543
77496	543
77497	543
77498	543
77534	44
77536	44
77538	45
77540	45
77542	48
77544	48
77546	49
77548	49
77550	51
77552	51
77554	51
77556	51
77558	44
77560	44
77562	45
77564	45
77566	48
77568	48
77570	49
77572	49
77574	51
77576	51
77578	51
77580	51
77588	264
77593	265
77594	265
77595	265
77596	265
77597	265
77604	496
77605	496
77607	496
77608	496
77611	505
77612	505
77613	513
77614	513
77615	513
77618	501
77633	687
77634	687
77637	44
77638	44
77639	44
77640	44
77641	45
77642	45
77643	45
77644	45
77645	48
77646	48
77647	48
77648	48
77649	49
77650	49
77651	49
77652	49
77653	51
77654	51
77655	51
77656	51
77657	51
77658	51
77659	51
77660	51
77661	738
77662	738
77663	738
77664	739
77665	739
77666	718
77667	718
77668	718
77669	718
77670	719
77671	719
77672	719
77673	719
80029	95
80030	95
80033	95
80034	95
80035	95
80036	95
80039	95
80040	95
80314	944
80370	102
80371	102
80432	805
	929
80437	786
80438	786
80441	775
80442	775
80546	778
80547	778
80548	787
80549	787
80550	778
80551	778
80552	787
80553	787
80554	779
80555	779
80556	789
80557	789
80576	779
80577	788
80578	779
80579	788
80580	780
80581	789
80582	743
80583	743
80584	743
80585	743
80586	743
80587	743
80588	744
80589	744
80590	744
80595	97
80596	97
80603	97
80604	97
80605	682
80672	102
80673	102
80751	97
80753	97
80799	102
80800	102
80807	102
80808	102
80863	102
80864	102
80871	102
80872	102
80909	911
80913	911
80990	174
80991	174
80992	174
80993	174
80994	174
80995	174
80999	174
81000	174
81002	174
81003	174
81005	175
81006	174
81007	174
81008	174
81009	174
81012	174
81013	174
81014	174
81015	174
81018	174
81019	174
81021	174
81022	174
81024	174
81025	174
81026	174
81033	174
81034	174
81036	174
81037	174
81039	174
81040	174
81042	174
81043	174
81045	174
81046	174
81048	174
81049	174
81051	174
81052	174
81054	174
81055	174
81057	174
81058	174
81060	174
81061	174
81063	174
81064	174
81066	174
81067	174
81069	174
81070	174
81072	174
81073	174
81075	174
81076	174
81078	174
81079	174
81081	174
81082	174
81084	175
81085	175
81086	174
81087	174
81088	174
81091	175
81093	175
81094	175
81095	175
81098	855
81099	855
81102	855
81103	855
81106	855
81107	855
81172	744
81173	744
81174	744
81175	746
81176	746
81177	746
81178	746
81179	746
81180	746
81181	748
81182	748
81183	748
81184	748
81185	748
81186	748
81187	749
81188	749
81189	749
81190	749
81191	749
81192	749
81193	750
81194	750
81195	750
81196	750
81197	750
81198	750
81199	743
81200	743
81201	745
81202	745
81203	746
81204	746
81205	748
81206	748
81207	749
81208	749
81209	751

Codes index

Code	Page	Code	Page	Code	Page	Code	Page	Code	Page	Code	Page	Code	Page
81210	751	**81342**	684	**81615**	631	**81778**	968	**82105**	144	**82369**	242	**82523**	745
81211	743	**81343**	685	**81616**	631	**81779**	968	**82106**	144	**82370**	242	**82524**	745
81212	743	**81344**	685	**81617**	631	**81784**	501	**82107**	144	**82406**	140	**82525**	746
81213	745	**81410**	260	**81618**	631	**81785**	501	**82108**	144	**82407**	140	**82526**	746
81214	745	**81411**	260	**81625**	140	**81786**	501	**82109**	145	**82408**	140	**82531**	775
81217	748	**81413**	266	**81626**	140	**81787**	501	**82110**	145	**82409**	140	**82532**	775
81218	748	**81414**	266	**81627**	140	**81788**	496	**82114**	147	**82410**	141	**82540**	786
81219	750	**81416**	266	**81628**	140	**81789**	496	**82121**	147	**82411**	141	**82541**	786
81220	750	**81417**	266	**81629**	140	**81790**	496	**82122**	147	**82412**	141	**82545**	789
81223	442	**81418**	260	**81630**	140	**81791**	496	**82198**	432	**82413**	141	**82596**	833
81224	442	**81419**	260	**81631**	141	**81808**	141	**82199**	432	**82414**	143	**82597**	833
81226	442	**81420**	260	**81632**	141	**81809**	141	**82202**	432	**82415**	143	**82600**	108
81227	442	**81421**	260	**81633**	141	**81810**	141	**82227**	140	**82416**	143	**82601**	108
81229	443	**81422**	261	**81634**	141	**81811**	141	**82228**	140	**82417**	143	**82602**	108
81230	443	**81423**	261	**81635**	141	**81812**	141	**82229**	141	**82422**	144	**82603**	229
81232	443	**81424**	266	**81636**	141	**81813**	141	**82230**	141	**82423**	144	**82604**	229
81233	443	**81425**	261	**81637**	143	**81828**	1011	**82231**	143	**82438**	144	**82605**	229
81235	444	**81426**	260	**81638**	143	**81829**	1011	**82232**	143	**82439**	144	**82606**	229
81236	444	**81427**	261	**81639**	143	**81830**	1011	**82258**	222	**82440**	144	**82607**	140
81238	444	**81430**	260	**81640**	143	**81831**	1011	**82261**	222	**82441**	144	**82608**	140
81239	444	**81469**	738	**81641**	143	**81835**	1011	**82266**	800	**82444**	144	**82609**	140
81241	442	**81471**	738	**81642**	143	**81836**	1011	**82267**	800	**82445**	144	**82610**	140
81242	442	**81473**	513	**81661**	128	**81949**	519	**82268**	800	**82446**	144	**82611**	140
81243	443	**81474**	513	**81662**	128	**81954**	140	**82269**	800	**82447**	144	**82612**	140
81244	443	**81509**	685	**81663**	128	**81955**	140	**82270**	520	**82448**	145	**82637**	725
81245	444	**81510**	685	**81664**	128	**81987**	144	**82271**	520	**82449**	145	**82638**	725
81246	444	**81511**	685	**81665**	128	**81988**	144	**82272**	520	**82452**	443	**82639**	712
81290	685	**81512**	685	**81666**	128	**81989**	144	**82273**	520	**82453**	443	**82640**	712
81291	685	**81513**	631	**81667**	129	**81990**	144	**82286**	520	**82454**	444	**82657**	755
81292	685	**81591**	624	**81668**	129	**81991**	144	**82287**	520	**82455**	444	**82658**	755
81293	685	**81592**	624	**81669**	129	**81992**	144	**82353**	242	**82456**	745	**82659**	755
81294	685	**81593**	624	**81670**	129	**81995**	243	**82354**	242	**82457**	745	**82660**	755
81295	685	**81594**	624	**81671**	129	**81996**	243	**82355**	242	**82458**	746	**82661**	755
81321	744	**81595**	624	**81672**	129	**81997**	243	**82356**	242	**82459**	746	**82662**	755
81322	749	**81596**	624	**81717**	780	**81998**	243	**82357**	242	**82460**	749	**82663**	755
81328	590	**81597**	626	**81718**	787	**81999**	243	**82358**	242	**82461**	749	**82664**	755
81329	590	**81598**	626	**81752**	143	**82000**	243	**82359**	242	**82462**	751	**82667**	755
81330	590	**81599**	626	**81753**	143	**82003**	243	**82360**	242	**82463**	751	**82668**	755
81331	590	**81600**	626	**81754**	143	**82004**	243	**82361**	242	**82469**	89	**82669**	756
81332	590	**81601**	626	**81755**	143	**82005**	243	**82362**	242	**82470**	89	**82670**	756
81333	590	**81602**	626	**81756**	143	**82006**	243	**82363**	242	**82473**	114	**82671**	756
81337	831	**81610**	631	**81757**	143	**82007**	243	**82364**	242	**82474**	114	**82672**	756
81338	831	**81611**	631	**81774**	968	**82008**	243	**82365**	242	**82477**	115	**82673**	756
81339	684	**81612**	631	**81775**	968	**82072**	147	**82366**	242	**82478**	115	**82674**	756
81340	684	**81613**	631	**81776**	968	**82075**	112	**82367**	242	**82521**	743	**82675**	756
81341	684	**81614**	631	**81777**	968	**82077**	112	**82368**	242	**82522**	743	**82676**	756

Codes index

Code	Page	Code	Page	Code	Page	Code	Page	Code	Page	Code	Page	Code	Page
82677	756	**82836**	227	**83052**	187	**83147**	997	**83255**	288	**83330**	457		239
82678	756	**82846**	432	**83054**	187	**83148**	1009	**83269**	289		803	**83384**	60
82681	756	**82847**	432	**83055**	187	**83149**	1010	**83270**	289	**83331**	457		74
82682	756	**82850**	419	**83058**	984	**83150**	1010	**83271**	286		803		239
82683	757		435	**83059**	984	**83151**	1010	**83272**	286	**83333**	995	**83387**	419
82684	757		1001	**83060**	984	**83152**	1010	**83273**	286	**83336**	174	**83388**	1011
82685	757	**82851**	419	**83061**	984	**83155**	673	**83274**	286	**83337**	174	**83389**	1011
82686	757		435	**83062**	988	**83159**	984	**83275**	286	**83338**	174	**83390**	60
82687	757	**82852**	1001	**83065**	60	**83162**	595	**83276**	286	**83339**	174	**83391**	60
82688	757	**82853**	1001	**83066**	984		831	**83277**	286	**83340**	174	**83392**	60
82689	757	**82856**	1001	**83096**	802	**83177**	1006	**83278**	286	**83341**	174	**83393**	60
82690	757	**82877**	95	**83097**	803	**83178**	1006	**83279**	286	**83347**	163	**83394**	60
82691	757	**82878**	95	**83098**	803	**83181**	687	**83280**	286		180	**83395**	60
82692	757	**82881**	95	**83108**	301	**83187**	1005	**83281**	286		189	**83396**	400
82697	754	**82882**	95		302	**83188**	618	**83282**	286	**83351**	432	**83397**	400
82698	754	**82916**	264		303		820	**83283**	287	**83352**	432	**83398**	400
82699	754	**82922**	265	**83109**	301	**83190**	833	**83284**	287	**83356**	313	**83399**	400
82700	754	**82926**	265		302	**83191**	833	**83285**	287	**83357**	313	**83400**	400
82701	665	**82934**	745		303	**83192**	1008	**83286**	287	**83359**	463	**83401**	400
82702	665	**82935**	745	**83115**	998	**83193**	1008	**83287**	287		843	**83402**	400
82703	665	**82940**	108	**83116**	998	**83197**	940	**83288**	287	**83361**	58	**83403**	400
82710	665	**82941**	108	**83118**	999	**83198**	940	**83291**	287	**83362**	58	**83404**	914
82713	798	**82942**	108	**83119**	999		941	**83292**	287	**83363**	59	**83407**	313
82714	798	**82949**	262	**83120**	985	**83199**	829	**83293**	287	**83364**	59	**83408**	313
82716	798	**82950**	262	**83121**	985	**83200**	619	**83294**	287	**83365**	58	**83409**	313
82717	798	**82951**	262	**83122**	980		829	**83295**	287	**83366**	58	**83410**	678
82719	798	**83007**	978	**83123**	586	**83201**	829	**83296**	287	**83367**	60		764
82720	798	**83008**	984	**83124**	586	**83202**	829	**83297**	290	**83368**	60		817
82721	799	**83009**	993	**83125**	586		1008	**83298**	290	**83369**	60	**83411**	678
82722	799	**83010**	992	**83126**	586	**83205**	641	**83305**	290	**83370**	60		764
82723	798	**83012**	995	**83129**	406	**83223**	946	**83306**	290	**83371**	60	**83412**	260
82724	799	**83013**	993	**83132**	406	**83224**	409	**83309**	281	**83372**	60	**83413**	260
82728	179	**83015**	995		407	**83235**	764	**83310**	281	**83373**	58	**83414**	260
82729	179	**83034**	432		409		765	**83311**	281	**83374**	58	**83415**	266
82730	179	**83036**	765	**83133**	406		817	**83312**	281	**83375**	59	**83416**	266
82739	128	**83037**	765	**83140**	938	**83239**	969	**83313**	281	**83376**	59	**83417**	266
82740	128	**83038**	765	**83141**	938	**83242**	187	**83314**	281	**83377**	58	**83418**	260
82742	687	**83039**	765		940	**83243**	1007	**83316**	281	**83378**	58	**83419**	260
82743	687	**83040**	765	**83142**	939	**83244**	1007	**83317**	281	**83379**	60	**83420**	260
82744	687	**83041**	989		940	**83245**	503	**83318**	281	**83380**	60	**83421**	260
82746	687	**83042**	266		941	**83246**	506	**83319**	281	**83381**	60	**83422**	261
82747	687		289	**83143**	981	**83247**	569	**83322**	983	**83382**	60	**83423**	261
82748	687		989	**83144**	1008	**83248**	569	**83323**	983		74	**83424**	261
82749	227	**83049**	628	**83145**	1007	**83249**	175	**83328**	457		239	**83425**	261
82751	227		633		1008	**83250**	175		802	**83383**	60	**83426**	261
82834	227	**83051**	187	**83146**	997	**83254**	288	**83329**	803		74	**83427**	261

Codes index

Code	Page
83428	266
83429	266
83430	266
83431	266
83447	917
83450	917
83451	917
83452	917
83453	917
83521	712
83522	725
83523	712
83524	725
83558	718
83559	718
83560	719
83561	719
83565	738
83566	738
83567	738
83568	738
83569	738
83570	738
83571	513
83572	513
83573	513
83574	513
83576	513
83577	513
83579	671
83580	671
83581	671
83583	672
83584	672
83585	672
83588	806
83601	682
83602	682
83603	682
83604	682
83613	682
83642	815
83643	815
83644	815
83645	815
83705	739
83706	739
83707	739
83708	739
83709	739
83710	739
83712	302
83713	302
83714	302
83715	302
83716	302
83717	302
83718	302
83719	302
83720	304
83721	304
83722	304
83723	304
83724	304
83725	305
83726	305
83727	305
83728	305
83729	305
83730	304
83731	304
83733	302
	303
83736	302
83737	302
83738	302
83739	302
83740	302
83741	302
83742	302
83743	302
83744	304
83745	304
83746	304
83747	304
83748	304
83749	305
83750	305
83751	305
83752	305
83753	305
83754	304
83755	304
83757	302
	303
83776	799
83777	799
83779	799
83780	799
83791	303
83792	303
83793	303
83794	303
83795	303
83796	303
83797	303
83798	303
83815	303
83816	303
83817	303
83818	303
83819	303
83820	303
83821	303
83822	303
83841	829
83859	586
83860	586
83862	586
83863	586
83866	586
83867	586
83869	586
83870	586
83873	586
83875	845
83876	846
83879	845
83880	846
83885	579
83886	579
83887	579
83888	579
83889	579
83890	579
83891	579
83892	579
83925	798
83926	798
83928	798
83929	798
83931	799
83932	799
83934	799
83935	799
83937	798
83938	798
83939	799
83940	799
83941	798
83942	799
83946	265
83947	265
83948	265
83975	265
83976	265
83977	265
83978	265
83979	265
83987	263
83988	263
83989	263
84010	260
84011	260
84016	260
84017	261
84018	266
84023	121
84025	944
84026	944
84027	945
84028	945
84029	945
84030	945
84055	591
84056	591
84057	591
84068	520
84070	520
84071	682
84072	682
84078	671
84159	128
84160	128
84161	129
84162	129
84163	129
84164	129
84165	141
84166	141
84167	143
84168	143
84184	560
84185	560
84186	560
84187	560
84193	944
84194	944
84199	112
84200	112
84203	112
84204	112
84214	593
84215	593
84216	593
84217	831
84218	831
84233	496
84234	496
84235	496
84236	496
84237	496
84238	496
84239	496
84240	496
84241	505
84242	505
84243	505
84244	505
84273	222
84276	222
84283	823
84284	823
84285	823
84286	823
84287	823
84288	823
84335	347
	369
	378
84336	347
	353
	371
	373
	665
	667
	685
	738
84337	357
	559
84338	350
	673
84341	723
84349	357
84357	639
84359	639
84369	639
84371	639
84418	968
84419	968
84420	968
84421	968
84422	968
84423	968
84424	968
84425	968
84426	968
84427	968
84428	968
84429	968
84441	520
84443	520
84446	406
84466	913
84468	913
84470	913
84472	913
84474	913
84476	913
84478	913
84480	913
84537	509
84538	509
84539	509
84540	509
84541	509
84542	509
84543	509
84544	509
84545	509
84546	509
84547	509
84548	509
84561	513
84562	513
84563	513
84564	513
84565	513
84566	513
84567	913
84569	913
84626	988
84700	987
84701	987
84787	988
84829	986
84863	969
84865	1016
84866	1014
84867	1014
84869	1015
84870	1015
84871	1015
84872	1014
84873	1014
84874	1014
84875	1014
84876	1014
84885	1015
84887	1014
84888	1014
84890	510
	513
	517
84892	1014
84893	809
	1015
84894	809
	1015
84895	1015
84900	712
	802

Codes index

Code	Page
84901	371
	373
	378
84902	375
84915	347
	373
	665
	667
	673
	685
	738
84916	365
	369
	378
84917	365
	369
	378
84918	723
	738
	802
84935	712
	723
	802
	809
84936	712
	723
	802
	809
84945	929
84952	345
84954	378
84955	371
84956	371
84990	929
84994	1015
84995	345
85542	671
85543	671
86460	671
86562	672
86563	672
87340	377
87988	671
87989	672
89045	618
	833
89046	618
	833
89047	618
	833
89144	978
89145	978
89146	978
89147	978
89148	990
89149	990
89150	990
89151	990
89175	994
89176	994
89177	994
89179	993
89186	596
	1007
	1010
89187	596
	1001
89188	581
	596
	619
	766
	817
89189	596
	1001
	1008
	1009
	1010
89190	581
	596
	619
	766
	817
89223	400
89359	993
89365	596
	1001
	1016
89371	503
	506
89373	60
	75
	90
	115
	448
89374	60
	75
	90
	115
	448
89408	986
89419	990
89420	990
89421	990
89422	990
89423	990
89488	993
89548	435
	957
90403	513
90519	496
90520	496
90521	496
90522	496
90660	90
90661	90
90662	89
90663	89
90666	90
90667	90
90670	89
90671	89
90672	90
90673	90
90674	89
90675	89
90678	90
90679	90
90682	89
90683	89
90762	93
90763	93
90766	93
90767	93
90776	93
90777	93
90780	93
90781	93
90790	93
90791	93
90794	93
90795	93
91596	825
91597	825
91598	825
91749	102
91750	102
92023	333
92025	333
92038	631
92040	631
92042	631
92044	631
92046	626
92047	626
92048	626
92049	624
92050	624
92051	624
92061	738
92065	738
92066	738
92067	738
92068	738
92069	739
92070	632
92072	632
92074	632
92076	739
92077	739
92078	632
92080	626
92081	626
92082	626
92083	624
92084	624
92088	739
92092	739
92093	624
92112	631
92114	631
92118	631
92120	631
92124	626
92125	626
92126	626
92127	624
92128	624
92129	624
92138	625
92139	625
92142	625
92143	625
92144	625
92145	625
92238	672
92239	672
92240	672
92245	639
92247	639
92271	665
92272	665
92273	665
92353	639
92357	639
92384	635
92385	635
92386	635
92387	635
92390	635
92391	635
92392	635
92393	635
92421	635
92422	635
92423	635
92424	635
92442	639
92444	639
92448	639
92450	639
92671	671
92672	672
92681	689
93099	803
93114	929
93170	911
93174	911
93184	911
93188	911
93282	973
93293	911
93312	911
93450	102
93451	102
93994	591
93995	591
94021	591
94022	591
94110	333
94115	333
95454	823
95458	823
95474	757
95475	757
95476	757
95612	823
95616	823
95619	823
95623	823
95749	823
95750	823
95751	823
96150	590
96151	590
96152	590
96196	593
96197	593
96740	577
96741	577
96742	577
96976	682
96977	682
96978	682
96979	682
97065	827
97066	827
97067	827
97071	513
97073	513
97167	684
97169	684
97170	684
97172	684
97315	927
97317	927
97353	718
97354	718
97355	719
97356	719
97357	827
97673	590
97674	590
97675	590
97797	738
97798	738
97799	738
97800	738
97801	738
98009	689
98049	371
98050	673
98060	927
98111	685
98112	510
	513
	517
98121	712
	802
98122	802
98133	809
98134	809
98140	1007
	1008
98146	633
98147	633
98148	927
98149	581
	596
	619
	766
	817
98150	917
98151	917
98152	917
98153	917
98154	917
98155	917
98163	491
	917
98164	491
	917
98182	918

LAMP-CONCEPT.CH

Codes index

Code	Page
98184	918
98186	918
98192	491
	919
98193	491
	919
98194	491
	919
98195	491
	919
98196	918
98198	919
98291	765
98292	765
98355	594
98356	594
98357	594
98374	595
98375	595
98376	595
98395	409
98398	577
98418	409
98419	409
98420	409
98428	227
98430	594
98435	595
98436	980
	981
	984
98437	581
	596
	619
	766
	817
98465	595
98466	594
98467	594
98468	594
98469	594
98470	594
98471	594
98472	594
98473	594
98474	594
98475	595
98476	766
	817
98477	766
	817
98493	596
	1010
98494	596
98499	99
98500	99
98513	513
98527	99
98528	99
98529	99
98530	99
98531	99
98532	99
98533	99
98534	99
98535	99
98536	99
98537	99
98538	99
98549	503
	517
98550	503
98553	594
98554	594
98588	187
98589	187
98624	463
	503
	506
98653	829
98654	829
98655	829
98659	829
98660	521
	633
	803
98661	521
	633
	803
98662	502
	521
	633
	803
98663	502
	521
	633
	803
98669	463
	506
98671	628
98672	628
98673	628
98675	633
98676	633
98677	633
98695	641
98699	334
98710	637
98713	334
98716	334
98724	628
98725	628
98726	628
98729	637
	641
	914
98742	918
98744	918
98781	334
98782	618
98783	618
98784	618
98785	618
98876	594
98878	334
98879	334
98885	409
98886	409
98887	409
98888	409
98890	409
98891	406
98892	406
98895	407
98896	407
98897	408
98898	408
98899	408
98900	408
98901	408
98902	408
98904	409
98906	408
98907	408
98912	408
98913	408
98914	408
98915	408
98917	408
98921	408
98922	408
98925	406
98928	406
98931	406
	407
98941	406
	407
	409
98942	406
	407
	409
98943	406
	407
	409
98944	406
	407
98949	618
	820
	833
98950	350
	673
98951	618
98952	618
98953	618
98954	406
98956	409
98957	628
98964	400
98965	407
98985	502
	521
	633
	803
	1016
98986	502
	521
	633
	803
	1016
98989	1015
98990	435
	957
	1015
98991	1015
98993	596
	1001
98994	596
	1001
99002	1014
99045	1007
99046	1007
99057	633
99074	989
99093	979
99105	979
99106	979
99112	979
99115	982
99126	979
99128	979
99129	979
99135	979
99141	980
99146	979
99147	979
99175	990
99176	990
99177	990
99184	1007
99185	991
99186	991
99195	978
99198	979
99216	581
	596
	619
	766
	817
99226	641
99227	641
99229	637
	641
	914
	1014
99231	577
99232	577
99234	1007
99235	1007
99237	1014
99239	979
99243	978
99260	979
99261	979
99262	982
99269	991
99307	978
99308	997
99309	996
99310	996
99311	997
99330	983
99331	993
99332	994
99340	991
99342	990
99345	983
99346	1015
99353	1014
99355	1012
99360	980
99370	978
99371	987
99372	987
99373	984
99374	986
99375	978
99376	978
99377	978
99379	1015
99381	1010
99382	1010
99383	1010
99384	1010
99386	1009
99390	502
	521
	633
99479	130
99497	123
99498	123
99499	123
99500	123
99501	123
99502	123
99510	130
99520	435
	957
99521	434
	956
99538	432
99539	432
99549	432
99556	247
99560	678
	764
99563	678
	764
	817
99564	764
99584	247
99650	678
	764
99651	678
	764
	817
99652	764
99657	1009
99658	1008
	1009
99660	989
99673	457
99676	665
	809
99678	929
99680	802
99681	802
99682	987
99683	987
99684	802
99685	802

Codes index

Code	Page
	809
99688	419
	435
	1001
99689	419
	435
99708	985
99709	985
99710	985
99711	986
99712	986
99713	986
99716	990
99722	995
99725	987
99732	982
99733	982
99734	979
99735	979
99737	969
99739	982
99740	979
99744	685
99745	685
99748	633
99749	448
99750	448
99759	1014
99768	641
99773	150
	244
99774	150
	244
99775	150
	244
99776	150
	244
99777	150
	244
99778	618
99779	130
	150
	244
99780	130
	150
	244

Code	Page
99781	130
	150
	244
99782	130
	150
	244
99783	130
	150
	244
99784	994
99785	994
99786	994
99795	130
	244
99796	130
	244
99797	130
	244
99798	130
	244
99799	130
	244
99802	503
99805	150
	244
99806	150
	244
99807	150
	244
99808	130
	150
99809	130
	150
99810	130
	150
99818	618
	820
99819	506
99822	633
99823	633
99824	633
99825	633
99826	633
99827	130
	150
	244

Code	Page
99828	130
	150
	244
99829	130
	150
	244
99841	130
	163
	180
	189
99842	130
99843	130
99844	130
99848	90
99849	60
	90
99850	355
99853	150
99855	678
	764
99856	678
	764
	817
99857	764
99888	115
99889	115
99891	115
99892	115
99898	247
99899	115
99900	115
99901	115
99902	115
99904	115
99912	618
99913	618
99914	618
99915	618
99916	618
99917	618
	820
99918	618
99919	618
99922	765
99923	765
99924	765

Code	Page
99925	765
99926	618
99927	179
99928	179
99929	179
99933	820
99936	187
99938	187
99941	187
99943	187
99946	187
99948	187
99951	187
99953	187
99983	406
C0010	418
C0011	418
C0012	420
	954
C0013	414
C0014	414
C0015	414
C0016	415
C0017	414
C0018	399
C0019	399
C0020	283
	426
C0021	394
C0022	394
C0023	396
C0024	396
C0025	399
C0026	399
C0027	394
	395
C0028	396
C0029	394
C0030	396
C0031	396
C0033	392
C0034	656
C0035	651
C0036	392
C0037	395
C0039	394

Code	Page
C0040	396
C0041	392
C0042	392
C0043	392
C0044	392
C0045	393
C0046	393
C0047	393
C0048	393
C0049	393
C0050	393
C0051	398
C0052	398
	659
C0053	398
	651
C0054	398
C0055	398
C0056	419
C0057	413
C0060	262
C0064	392
C0065	398
C0068	171
C0080	171
C00001	846
C00002	846
C00003	846
C00004	845
C00005	845
C00006	845
C00007	864
C00008	864
C00009	864
C00010	867
C00011	865
C00012	865
C00013	865
C00014	865
C00015	865
C00016	865
C00017	864
C00018	864
C00019	865
C00020	865
C00021	865

Code	Page
C00022	865
C00023	865
C00024	865
C00040	90
C00045	90
C00046	89
C00047	89
C00048	95
C00049	95
C00052	92
C00053	92
C00058	97
C00059	97
C00065	301
C00066	301
C00067	301
C00068	301
C00069	301
C00070	301
C00071	301
C00072	301
C00074	776
C00075	778
C00076	938
C00077	938
C00078	939
C00079	939
C00080	940
C00081	940
C00082	940
C00083	777
C00084	941
C00085	948
C00086	948
C00103	776
C00104	948
C00105	949
C00106	945
C00107	945
C00108	944
C00109	944
C00110	944
C00111	944
C00112	778
C00113	786
C00114	786

Code	Page
C00115	779
C00116	789
C00140	516
C00141	516
C00142	516
C00143	516
C00144	56
C00145	56
C00146	57
C00147	57
C00150	106
C00151	106
C00152	106
C00153	106
C00154	516
C00155	516
C00156	516
C00157	516
C00158	516
C00159	516
C00160	516
C00161	516
C00162	56
C00163	56
C00164	57
C00165	57
C00170	300
C00171	300
C00172	300
C00173	300
C00174	114
C00175	114
C00176	115
C00177	116
C00178	116
C00179	116
C00180	116
C00181	117
C00182	117
C00183	117
C00184	117
C00187	314
C00188	314
C00189	314
C00190	314
C00191	314

Codes index

Code	Page	Code	Page	Code	Page	Code	Page	Code	Page	Code	Page	Code	Page
C00199	54	**C00308**	940	**C00372**	56	**C00490**	499	**C00575**	609	**C00639**	52	**C00690**	819
C00203	54	**C00309**	940	**C00373**	57	**C00497**	942	**C00579**	70	**C00640**	46	**C00691**	819
C00205	54	**C00310**	941	**C00374**	57	**C00498**	942	**C00580**	70	**C00641**	46	**C00692**	72
C00206	54	**C00311**	948	**C00375**	56	**C00499**	942	**C00581**	71	**C00642**	46	**C00693**	72
C00208	107	**C00312**	948	**C00376**	56	**C00500**	942	**C00582**	71	**C00643**	46	**C00694**	73
C00217	54	**C00313**	945	**C00377**	57	**C00517**	603	**C00583**	71	**C00644**	50	**C00695**	73
C00218	54	**C00314**	944	**C00378**	57	**C00518**	603	**C00586**	608	**C00645**	50	**C00696**	73
C00219	54	**C00315**	944	**C00379**	895	**C00519**	603	**C00587**	608	**C00646**	50	**C00697**	55
C00220	54	**C00324**	720	**C00380**	895	**C00520**	603	**C00588**	610	**C00647**	50	**C00698**	55
C00227	353	**C00325**	720	**C00381**	895	**C00521**	603	**C00589**	610	**C00650**	612	**C00699**	55
C00230	347	**C00326**	720	**C00384**	895	**C00522**	603	**C00590**	610	**C00651**	612	**C00700**	55
C00231	347	**C00327**	720	**C00400**	123	**C00523**	603	**C00591**	610	**C00652**	614	**C00701**	55
C00232	347	**C00328**	720	**C00406**	119	**C00524**	603	**C00592**	610	**C00653**	614	**C00702**	55
C00233	347	**C00329**	720	**C00407**	119	**C00525**	603	**C00593**	610	**C00654**	614	**C00703**	55
C00236	671	**C00331**	318	**C00410**	210	**C00526**	603	**C00595**	610	**C00655**	614	**C00704**	55
C00237	672	**C00332**	318	**C00411**	210	**C00527**	603	**C00596**	610	**C00656**	614	**C00705**	942
C00238	349	**C00333**	318	**C00412**	210	**C00528**	603	**C00597**	610	**C00657**	614	**C00706**	942
C00239	349	**C00334**	318	**C00413**	210	**C00529**	604	**C00598**	610	**C00659**	614	**C00707**	942
C00244	357	**C00335**	318	**C00414**	210	**C00530**	604	**C00599**	611	**C00660**	614	**C00708**	942
C00246	357	**C00336**	316	**C00415**	211	**C00531**	604	**C00600**	611	**C00661**	614	**C00709**	505
C00258	52	**C00337**	316	**C00416**	211	**C00532**	604	**C00608**	612	**C00662**	614	**C00710**	505
C00260	52	**C00338**	316	**C00428**	212	**C00544**	604	**C00609**	612	**C00663**	199	**C00711**	505
C00263	367	**C00339**	316	**C00429**	212	**C00545**	604	**C00610**	612	**C00664**	199	**C00712**	505
C00264	367	**C00340**	316	**C00430**	212	**C00546**	604	**C00611**	612	**C00665**	199	**C00713**	866
C00267	367	**C00346**	320	**C00431**	212	**C00547**	604	**C00612**	612	**C00666**	199	**C00714**	866
C00269	372	**C00347**	320	**C00432**	158	**C00548**	604	**C00613**	46	**C00667**	199	**C00715**	721
C00271	52	**C00348**	320	**C00433**	158	**C00550**	605	**C00614**	612	**C00668**	615	**C00716**	721
C00272	52	**C00349**	320	**C00434**	158	**C00551**	605	**C00615**	612	**C00669**	615	**C00717**	721
C00273	372	**C00350**	320	**C00435**	158	**C00552**	605	**C00616**	612	**C00670**	611	**C00718**	721
C00275	373	**C00351**	446	**C00436**	158	**C00553**	605	**C00617**	612	**C00671**	611	**C00719**	721
C00276	373	**C00352**	446	**C00438**	158	**C00554**	605	**C00618**	612	**C00672**	611	**C00720**	721
C00278	371	**C00354**	446	**C00467**	563	**C00555**	605	**C00624**	46	**C00673**	611	**C00726**	564
C00280	371	**C00355**	446	**C00468**	563	**C00556**	608	**C00625**	613	**C00674**	611	**C00727**	564
C00281	371	**C00357**	446	**C00470**	165	**C00557**	608	**C00626**	613	**C00676**	611	**C00728**	564
C00282	375	**C00358**	446	**C00471**	563	**C00558**	608	**C00627**	613	**C00677**	611	**C00729**	564
C00283	377	**C00359**	446	**C00472**	165	**C00559**	608	**C00628**	613	**C00678**	611	**C00730**	223
C00284	377	**C00360**	446	**C00477**	345	**C00560**	608	**C00629**	613	**C00679**	611	**C00731**	223
C00292	377	**C00361**	447	**C00478**	345	**C00561**	608	**C00630**	46	**C00680**	615	**C00732**	223
C00293	377	**C00362**	447	**C00480**	563	**C00562**	608	**C00631**	46	**C00681**	615	**C00733**	223
C00294	377	**C00364**	447	**C00481**	563	**C00563**	608	**C00632**	50	**C00682**	615	**C00734**	223
C00295	378	**C00365**	447	**C00482**	563	**C00564**	608	**C00633**	50	**C00683**	615	**C00735**	223
C00296	378	**C00367**	447	**C00483**	563	**C00565**	608	**C00634**	50	**C00684**	615	**C00736**	223
C00301	381	**C00368**	447	**C00484**	563	**C00571**	609	**C00635**	50	**C00686**	615	**C00737**	223
C00303	381	**C00369**	447	**C00487**	499	**C00572**	609	**C00636**	52	**C00687**	615	**C00738**	200
C00305	938	**C00370**	447	**C00488**	499	**C00573**	609	**C00637**	52	**C00688**	615	**C00739**	200
C00307	939	**C00371**	56	**C00489**	499	**C00574**	609	**C00638**	52	**C00689**	615	**C00740**	223

Codes index

Code	Page
C00741	223
C00742	223
C00743	223
C00744	223
C00745	223
C00746	565
C00747	565
C00748	565
C00749	565
C00754	52
C00755	45
C00756	565
C00757	565
C00758	565
C00759	565
C00760	565
C00761	565
C00762	677
C00763	677
C00764	677
C00765	677
C00767	677
C00768	677
C00769	677
C00770	677
C00771	70
C00773	516
C00774	516
C00775	516
C00776	516
C00777	498
C00778	498
C00779	498
C00780	498
C00781	499
C00783	72
	82
C00786	70
C00787	72
C00788	326
C00789	326
C00790	326
C00791	327
C00792	327
C00793	327
C00794	322
C00795	322
C00796	322
C00797	328
C00798	328
C00799	328
C00803	323
C00804	323
C00805	323
C00806	326
C00807	327
C00808	322
C00809	328
C00811	323
C00812	500
C00813	500
C00814	500
C00815	500
C00816	500
C00817	500
C00818	500
C00819	500
C00820	500
C00821	225
C00822	225
C00823	225
C00824	225
C00825	225
C00826	225
C00827	326
C00828	326
C00829	326
C00830	326
C00831	327
C00832	327
C00833	327
C00834	327
C00835	322
C00836	322
C00837	322
C00838	322
C00839	328
C00840	328
C00841	328
C00842	328
C00847	323
C00848	323
C00850	323
C00853	323
C00857	501
C00858	501
C00859	501
C00860	501
C00862	676
C00863	676
C00864	676
C00865	676
C00866	676
C00867	676
C00868	676
C00869	676
C00874	500
C00875	500
C00876	501
C00877	501
C00880	167
C00881	167
C00904	169
C00905	169
C00908	971
C00909	971
C00910	971
C00911	971
C00912	971
C00913	971
C00914	884
C00917	698
C00920	796
C00921	782
C00922	796
C00923	782
C00924	797
C00925	783
C00926	797
C00927	783
C00943	355
C00964	816
C00965	816
C00966	816
C00967	816
C00968	762
C00969	759
C00970	762
C00971	759
C00972	447
C00974	519
C00976	71
C00978	816
C00980	816
C00981	815
C00982	815
C00991	909
C00992	909
C00993	156
C00994	156
C00995	156
C00996	156
C00997	156
C00998	156
C00999	156
C01000	156
C01032	702
C01035	571
C01036	819
C01037	819
C01038	95
C01041	92
C01042	92
C01045	381
C01046	381
C01047	463
C01048	463
C01049	775
C01050	775
C01051	786
C01052	738
C01053	739
C01054	739
C01059	198
C01060	198
C01061	198
C01062	198
C01063	198
C01064	571
C01068	73
C01130	247
C01131	247
C01132	247
C01135	775
C01136	786
C01138	472
C01140	472
C01142	472
C01144	472
C01145	474
C01147	473
C01149	473
C01151	473
C01153	473
C01154	474
C01156	484
C01158	484
C01160	484
C01162	484
C01163	485
C01173	475
C01174	475
C01175	475
C01176	475
C01177	475
C01178	475
C01179	475
C01180	475
C01181	475
C01182	476
C01183	476
C01184	476
C01185	476
C01186	476
C01187	476
C01188	476
C01189	476
C01190	476
C01191	486
C01192	486
C01193	486
C01194	486
C01195	486
C01196	486
C01197	486
C01198	486
C01199	487
C01209	478
C01210	478
C01211	478
C01212	478
C01213	478
C01214	478
C01215	478
C01216	478
C01217	478
C01218	479
C01219	479
C01220	479
C01221	479
C01222	479
C01223	479
C01224	479
C01225	479
C01226	479
C01227	480
C01228	480
C01229	480
C01230	480
C01231	480
C01232	480
C01233	480
C01234	481
C01235	481
C01236	481
C01237	481
C01238	481
C01239	481
C01240	481
C01245	97
C01246	47
C01247	47
C01248	47
C01249	47
C01250	47
C01251	47
C01252	47
C01253	47
C01254	868
C01255	559
C01258	211
C01259	211
C01260	211
C01261	211
C01263	875
C01264	875
C01265	304
C01266	304
C01267	304
C01269	855
C01271	855
C01273	855
C01274	463
C01275	463
C01285	178
C01286	178
C01287	178
C01288	178
C01289	178
C01290	178
C01291	178
C01295	329
C01296	329
C01297	329
C01301	329
C01302	329
C01303	329
C01305	329
C01307	329
C01308	178
C01309	178
C01310	178
C01311	186
C01312	186
C01313	186
C01314	186
C01315	186
C01316	186
C01317	186
C01318	186
C01319	186
C01320	186
C01326	315
C01327	315
C01328	315
C01329	315
C01330	315
C01336	319
C01337	319
C01338	319
C01339	319
C01340	319

Codes index

Code	Page	Code	Page	Code	Page	Code	Page	Code	Page	Code	Page	Code	Page
C01343	875	**C01408**	639	**C01466**	478	**C01528**	51	**C01575**	448	**C01645**	667	**C01700**	236
C01344	875	**C01409**	264	**C01467**	478	**C01529**	54	**C01576**	448	**C01646**	667	**C01701**	236
C01345	875	**C01410**	264	**C01468**	478	**C01530**	46	**C01577**	448	**C01648**	472	**C01703**	236
C01346	875	**C01412**	472	**C01469**	478	**C01531**	50	**C01578**	448	**C01649**	472	**C01704**	236
C01347	264	**C01414**	472	**C01470**	478	**C01532**	52	**C01579**	448	**C01650**	472	**C01705**	236
C01348	264	**C01416**	472	**C01471**	478	**C01533**	55	**C01580**	448	**C01651**	472	**C01707**	236
C01349	264	**C01418**	472	**C01472**	478	**C01534**	46	**C01581**	448	**C01652**	473	**C01708**	359
C01350	264	**C01419**	474	**C01473**	478	**C01535**	50	**C01582**	448	**C01653**	473	**C01709**	779
C01352	501	**C01421**	473	**C01474**	479	**C01536**	52	**C01587**	938	**C01654**	473	**C01710**	779
C01353	501	**C01423**	473	**C01475**	479	**C01537**	55	**C01588**	938	**C01655**	473	**C01711**	780
C01354	501	**C01425**	473	**C01476**	479	**C01538**	56	**C01589**	938	**C01656**	484	**C01712**	788
C01355	501	**C01427**	473	**C01477**	479	**C01539**	56	**C01590**	938	**C01657**	484	**C01713**	788
C01356	367	**C01428**	474	**C01478**	479	**C01540**	57	**C01591**	938	**C01658**	484	**C01714**	789
C01357	884	**C01430**	484	**C01479**	479	**C01541**	57	**C01592**	938	**C01659**	484	**C01715**	843
C01358	884	**C01432**	484	**C01480**	479	**C01542**	70	**C01593**	938	**C01660**	472	**C01716**	157
C01359	367	**C01434**	484	**C01481**	479	**C01543**	72	**C01608**	224	**C01661**	472	**C01717**	157
C01372	159	**C01436**	484	**C01482**	479	**C01544**	71	**C01609**	224	**C01662**	472	**C01718**	157
C01373	159	**C01437**	485	**C01483**	480	**C01545**	73	**C01610**	224	**C01663**	472	**C01719**	157
C01374	159	**C01438**	475	**C01484**	480	**C01546**	71	**C01611**	224	**C01664**	473	**C01720**	158
C01375	159	**C01439**	475	**C01485**	480	**C01547**	73	**C01612**	224	**C01665**	473	**C01721**	158
C01376	159	**C01440**	475	**C01486**	480	**C01548**	71	**C01613**	224	**C01666**	473	**C01722**	158
C01377	159	**C01441**	475	**C01487**	480	**C01549**	73	**C01614**	224	**C01667**	473	**C01723**	159
C01378	89	**C01442**	475	**C01488**	480	**C01550**	505	**C01615**	224	**C01668**	484	**C01724**	159
C01379	89	**C01443**	475	**C01489**	480	**C01551**	542	**C01616**	372	**C01669**	484	**C01725**	159
C01380	90	**C01444**	475	**C01490**	481	**C01552**	763	**C01617**	373	**C01670**	484	**C01726**	160
C01381	90	**C01445**	475	**C01491**	481	**C01553**	763	**C01618**	792	**C01671**	484	**C01730**	236
C01382	160	**C01446**	475	**C01492**	481	**C01554**	763	**C01619**	792	**C01672**	875	**C01731**	236
C01383	160	**C01447**	476	**C01493**	481	**C01555**	763	**C01620**	792	**C01673**	875	**C01732**	498
C01384	968	**C01448**	476	**C01494**	481	**C01556**	763	**C01621**	792	**C01674**	875	**C01733**	498
C01385	968	**C01449**	476	**C01495**	481	**C01557**	763	**C01623**	793	**C01675**	875	**C01734**	499
C01386	968	**C01450**	476	**C01496**	481	**C01558**	763	**C01624**	793	**C01676**	875	**C01735**	499
C01387	968	**C01451**	476	**C01497**	265	**C01559**	760	**C01625**	793	**C01677**	875	**C01736**	237
C01392	48	**C01452**	476	**C01498**	735	**C01560**	760	**C01626**	793	**C01678**	791	**C01737**	779
C01393	44	**C01453**	476	**C01515**	283	**C01561**	760	**C01627**	794	**C01679**	791	**C01738**	780
C01394	47	**C01454**	476	**C01516**	564	**C01562**	760	**C01628**	794	**C01680**	884	**C01739**	788
C01395	639	**C01455**	476	**C01517**	564	**C01563**	760	**C01629**	792	**C01681**	884	**C01740**	789
C01396	639	**C01456**	486	**C01518**	564	**C01564**	760	**C01634**	793	**C01682**	884	**C01743**	779
C01397	867	**C01457**	486	**C01519**	564	**C01565**	760	**C01635**	792	**C01683**	698	**C01744**	788
C01398	867	**C01458**	486	**C01520**	44	**C01567**	763	**C01636**	794	**C01685**	234	**C01745**	236
C01399	282	**C01459**	486	**C01521**	47	**C01568**	763	**C01637**	792	**C01686**	234	**C01746**	236
C01400	282	**C01460**	486	**C01522**	48	**C01569**	763	**C01638**	792	**C01687**	234	**C01747**	496
C01403	283	**C01461**	486	**C01523**	51	**C01570**	763	**C01639**	793	**C01689**	234	**C01748**	179
C01404	283	**C01462**	486	**C01524**	54	**C01571**	760	**C01640**	793	**C01690**	234	**C01749**	179
C01405	639	**C01463**	486	**C01525**	45	**C01572**	760	**C01641**	794	**C01691**	234	**C01750**	179
C01406	639	**C01464**	487	**C01526**	47	**C01573**	760	**C01642**	792	**C01693**	234	**C01751**	187
C01407	639	**C01465**	478	**C01527**	49	**C01574**	760	**C01643**	793	**C01699**	236	**C01752**	187

Codes index

Code	Page
C01753	187
C01754	791
C01755	791
C01756	106
C01757	107
C01758	718
C01759	718
C01760	719
C01761	719
C01765	877
C01766	877
C01767	877
C01768	877
C01769	877
C01770	877
C01771	234
C01772	234
C01773	234
C01774	234
C01775	365
C01776	367
C01777	452
C01778	452
C01779	452
C01780	452
C01781	453
C01782	453
C01783	453
C01784	453
C01785	452
C01786	452
C01787	453
C01788	453
C01789	929
C01826	902
C01827	903
C01828	557
C01829	557
C01830	557
C01831	557
C01832	557
C01833	557
C01834	904
C01835	904
C01836	904
C01837	365

Code	Page
C01838	365
C01839	237
C01840	235
C01841	235
C01842	938
C01843	843
C01844	843
C01845	938
C01846	938
C01855	217
C01856	217
C01879	938
C01880	938
C01881	938
C01882	938
C01883	939
C01884	939
C01885	939
C01886	939
C01887	939
C01888	939
C01889	939
C01890	939
C01891	940
C01892	940
C01893	940
C01894	940
C01895	940
C01896	940
C01897	940
C01898	940
C01899	941
C01900	941
C01901	941
C01902	941
C01903	451
C01904	451
C01905	451
C01906	454
C01907	454
C01908	454
C01909	454
C01910	454
C01911	454
C01912	454
C01913	454

Code	Page
C01920	455
C01921	455
C01922	455
C01923	455
C01924	455
C01925	455
C01926	455
C01927	455
C01928	349
C01929	349
C01934	530
C01935	530
C01936	530
C01937	530
C01938	530
C01939	530
C01940	530
C01941	530
C01942	532
C01943	532
C01944	532
C01945	532
C01946	532
C01947	533
C01948	533
C01949	533
C01950	533
C01951	533
C01952	533
C01953	534
C01954	534
C01955	534
C01956	534
C01957	535
C01958	534
C01959	534
C01960	535
C01961	535
C01962	535
C01963	536
C01964	536
C01965	536
C01966	537
C01967	536
C01968	536
C01969	536

Code	Page
C01970	537
C01971	535
C01972	535
C02075	158
C02076	158
C02077	158
C02078	159
C02079	159
C02080	159
C02081	83
C-C100002	678
	764
C-C100003	678
	764
	817
C-C100004	60
C-C100005	99
C-C100006	75
	99
	112
C-C100007	60
C-C100008	75
C-C100009	75
C-C100010	75
C-C100011	75
C-C100012	75
C-C100013	75
C-C100015	448
C-C100016	75
	448
	457
C-C100017	75
	448
	457
C-C100018	809
C-C100020	75
	457
C-C100022	75
C-C100023	76
	86
C-C100024	76
	86
C-C100025	76
	86
C-C100026	764
C-C100027	764

Code	Page
C-C100028	60
	75
C-C100029	75
C-C100030	82
C-C100031	82
C-C100032	82
C-C100033	83
C-C100034	83
C-C100035	83
C-C100036	735
C-C100037	85
C-C100038	85
C-C100039	802
C-C300001	434
	956
C-C500017	902
C-C500018	902
C-C500019	902
C-C500020	902
C-C500021	902
C-C500022	902
C-C500023	902
C-C500024	902
C-C500025	902
C-C500026	902
C-C500027	902
C-C500028	902
C-C500029	902
	905
C-C500030	902
	905
C-C500031	902
	905
C-C500032	902
	905
C-C500033	902
C-C500034	902
C-C500035	902
C-C500036	902
C-C500037	902
C-C500038	902
C-C500039	902
C-C500040	902
C-C500041	902
C-C500042	902
C-C500043	902

Code	Page
C-C500044	902
C-C500045	902
C-C500046	902
C-C500047	902
C-C500048	902
C-C500049	902
C-C500050	902
C-C500051	902
C-C500052	902
C-C500053	902
C-C500054	902
C-C500055	902
C-C500056	902
C-C500057	902
C-C500058	902
C-C500059	902
C-C500060	902
C-C500061	902
C-C500062	902
C-C500063	902
C-C500064	902
C-C500065	902
C-C500066	902
C-C500067	902
C-C500068	902
C-C500069	905
C-C500070	905
C-C500071	905
C-C500072	905
C-C500073	905
C-C500074	905
C-C500075	905
C-C500076	905
C-C500077	905
C-C500078	905
C-C500079	905
C-C500080	905
C-C500081	905
C-C500082	905
C-C500083	905
C-C500084	905
C-C500085	905
C-C500086	905
C-C500087	905
C-C500088	905
C-C500089	905

Code	Page
C-C500090	905
C-C500091	905
C-C500092	905
C-C600001	318
	319
	320
C-D100001	850
C-D100002	850
C-D100003	850
C-D100004	850
C-D100005	850
C-D100006	850
C-E100001	983
C-E100004	981
C-E100005	982
C-E100010	981
C-E100011	982
C-E100012	982
C-E100013	982
C-E100016	983
C-E100030	983
C-E100031	983
C-E100032	983
C-E100033	980
C-E100045	979
C-E100046	978
C-E100047	983
C-E100048	980
C-E100049	980
C-E100052	981
C-E100053	981
C-E100054	981
C-E100055	984
C-E100056	984
C-E100057	978
C-E100058	983
C-E100059	982
C-E100060	217
	985
C-E100061	217
	985
C-E100062	983
C-E100063	976
C-E200001	992
C-E200002	992
C-E200003	992

Codes index

Code	Page
C-E200004	992
C-E200005	992
C-E200006	991
C-E200007	991
C-E200008	991
C-E200011	991
C-E200012	992
C-E200022	991
C-E200023	991
C-E200024	992
C-E200025	992
C-E300001	988
C-E300002	996
C-E300007	433
C-E300008	433
C-E300009	986
C-E300010	986
C-E300013	1006
C-E300014	989
C-E300015	988
C-E300016	989
C-E400001	646
C-E400002	995
C-E400003	995
C-E500004	1002
C-E500005	1002
C-E500006	1002
C-E500007	1002
C-E500008	1002
C-E500009	1002
C-E500010	1002
C-E500016	1003
C-E500017	1003
C-E500019	1003
C-E500020	976
C-E500021	976
C-E500022	976
C-E500023	989
C-E500024	1005
C-E500025	1006
C-E700001	1000
C-E700002	1000
C-E700003	999
C-E700004	1000
C-E700005	1006
C-E700010	1001
C-E700011	1001
C-E700012	976
C-E700013	1004
C-E700014	1004
C-E700015	1002
C-E700016	1002
C-E700017	1002
C-E700018	1002
C-E700019	998
C-E700020	998
C-E700021	976
C-E700022	1004
C-E700023	1004
C-E700024	998
C-E700026	1010
C-E700027	1011
C-E700028	1011
C-E700032	996
C-E700034	1009
C-E700035	1008
C-E700037	1001
C-E700038	289
C-E700039	289
C-E700040	977
C-E700041	1004
C-E700042	997
C-E700043	997
C-E700044	997
C-E700045	977
C-E700046	1007
C-E700047	1010
C-E700048	977
C-E700049	977
C-E700050	977
C-E700051	977
C-E800001	419
C-E800002	419
C-E900001	305
C-E900002	305
C-E900003	305
C-E900004	305
C-F100003	326
	327
	328
	329
C-F100021	326
	327
	328
	329
C-F100022	302
	303
C-F100023	302
	303
C-F100024	203
C-F300001	290
	428
C-F300002	290
	428
C-F300003	290
	428
C-F300004	290
	428
C-F300005	291
	428
C-F300006	291
	428
C-F300007	291
	428
C-F300008	291
	428
C-F300009	290
	428
C-F300010	290
	428
C-F300011	202
C-F300013	202
	214
C-F300014	202
	214
C-F300015	202
C-F300017	202
	214
C-F300018	202
	214
C-F300019	202
C-F300021	202
C-F300027	202
	214
C-F300029	202
	214
C-F300030	202
C-F300032	202
C-F300034	202
	214
C-F300035	202
	214
C-F300036	202
C-F300038	202
	214
C-F300039	202
	214
C-F300040	202
C-F300054	202
	214
C-F300055	202
	214
C-F300056	202
C-F300066	288
C-F300067	288
C-F300068	288
C-F300069	288
C-F300070	288
C-F300071	288
C-F300072	288
C-F300073	288
C-F300074	288
C-F300075	288
C-F300076	288
C-F300078	217
	288
C-F300079	288
C-F300096	326
	327
	328
	329
C-F300097	326
	327
	328
	329
C-F300098	326
	327
	328
	329
C-F300099	326
	327
	328
	329
C-F300100	326
	327
	328
	329
C-F300101	326
	327
	328
	329
C-F300102	217
C-F300103	217
C-F300106	202
C-F300107	202
C-F300108	202
C-F300109	202
C-F300110	202
C-F300111	202
C-F300112	202
C-F300113	202
C-F300114	202
C-F300115	202
C-F300116	202
C-F300117	202
C-F300118	202
C-F300119	202
C-F300120	202
C-F400001	432
C-F400002	432
C-F400003	432
C-F400004	432
C-F400005	290
	428
C-F400006	618
	820
C-F400007	322
	323
C-F400008	618
C-F500001	510
	513
	517
C-F500002	463
	503
	506
C-F500003	463
	503
	506
C-F500004	432
C-F500005	432
C-F500006	489
	843
C-F500007	489
C-F600002	74
	239
C-F600027	457
C-F600034	903
C-F700001	489
C-F700002	489
C-F700018	491
	917
C-F700019	491
	917
C-F800003	646
C-F800004	489
C-F800005	903
	905
C-F800006	903
	905
C-F800007	903
	905
C-F800008	903
	905
C-F800009	489
C-F900001	903
C-K100001	434
	956
C-K100002	434
	956
C-K100003	434
	956
C-K100004	434
	956
C-K100005	434
	956
C-K100006	434
	956
C-K100007	432
C-K100008	432
C-K100009	432
C-K100010	432
C-K100011	432
C-K100015	407
C-K100016	407
C-K100017	406
	407
C-K100018	406
	407
C-K100019	409
C-K100020	409
C-K100021	171
	433
C-K100022	171
	433
C-K100025	408
C-K100026	407
C-K100027	407
C-K100028	409
C-K100029	409
C-K100032	432
C-K200001	406
C-K200002	406
C-K200003	407
C-K200004	407
C-K200005	406
	407
C-K200007	406
	407
C-K200009	408
C-K400001	301
C-K400002	301
C-K400004	301
C-K400005	301
C-K400007	301
C-K400008	301
C-K400010	302
	303
C-K400011	302
	303
C-K400013	302
	303
C-K400014	302
	303
C-K400023	303
C-K400026	300
C-K400027	300
C-K400028	59
C-K400030	300
C-K400031	300
C-K400032	59
C-K400033	59
C-K400034	59

Codes index

Code	Page
C-K400035	59
C-K400036	300
C-K400037	300
C-K400038	58
C-K400040	59
C-K400042	58
C-K400044	60
C-K400046	58
C-K400048	59
C-K400050	58
C-K400052	60
C-K400054	60
C-K400056	300
C-K400057	300
C-K400058	656
C-K400060	656
C-K400061	656
C-K400063	656
C-K400064	656
C-K400066	656
C-K400067	656
C-K400069	656
C-K400070	656
C-K400072	656
C-K400073	656
C-K400075	656
C-K400076	426
C-K400077	426
C-K400080	426
C-K400081	59
C-K400082	59
C-K400083	58
C-K400084	58
C-K400085	58
C-K400086	58
C-K400087	58
C-K400088	58
C-K400089	58
C-K400090	58
C-K400091	59
C-K400092	59
C-K400093	59
C-K400094	59
C-K400095	59
C-K400096	59
C-K400097	59
C-K400099	59
C-K400101	764
	765
C-K400102	58
C-K400104	58
C-K400106	59
C-K400108	58
C-K400110	58
C-K400112	59
C-K400114	59
C-K400116	59
C-K400117	59
C-K400118	59
C-K400120	59
C-K400121	59
C-K400122	59
C-K400124	59
C-K400125	59
C-K400126	59
C-K400128	59
C-K400129	59
C-K400130	59
C-K400132	74
	239
C-K400134	74
	239
C-K400135	74
	239
C-K400136	74
	239
C-K400138	74
C-K400139	74
C-K400140	74
C-K400141	74
C-K400144	74
	239
C-K400145	74
	239
C-K400146	74
	239
C-K400147	74
	239
C-K400148	74
	239
C-K400149	58
C-K400150	58
C-K400151	58
C-K400153	58
C-K400154	58
C-K400155	58
C-K400165	434
	956
C-K400168	432
C-K400169	432
C-K400170	434
	956
C-K400171	434
	956
C-K400172	74
C-K400173	74
C-K400174	74
C-K400175	74
C-K400176	74
C-K400177	74
C-K400178	74
C-K400179	74
C-K400180	74
C-K400181	74
C-K400182	74
C-K400183	74
C-K400198	58
C-K400199	58
C-K400200	58
C-K400201	58
C-K400202	58
C-K400203	58
C-K400204	58
C-K400205	58
C-K400206	59
C-K400207	59
C-K400208	59
C-K400209	59
C-K400210	59
C-K400211	59
C-K400212	59
C-K400213	59
C-K400214	59
C-K400215	59
C-K400216	59
C-K400217	59
C-K400218	60
C-K400219	60
C-K400220	60
C-K400221	60
C-K400222	60
C-K400223	60
C-K400224	60
C-K400225	60
C-K400226	60
C-K400227	58
C-K400228	58
C-K400229	82
C-K400230	82
C-K400231	82
C-K400232	82
C-K400233	82
C-K400234	82
C-K400235	82
C-K400236	82
C-K400237	82
C-K400238	82
C-K400239	82
C-K400240	82
C-K400241	82
C-K400242	82
C-K400243	82
C-K400244	83
C-K400245	83
C-K400246	83
C-K400247	83
C-K400248	83
C-K400249	83
C-K400250	83
C-K400251	83
C-K400252	83
C-K400253	83
C-K400254	83
C-K400255	83
C-K400256	83
C-K400257	83
C-K400258	83
C-K400259	82
C-K400260	82
C-K400261	82
C-K400262	83
C-K400263	83
C-K400264	83
C-K400265	86
C-U100001	406
	407
C-U100002	163
	180
	189
C-U100003	163
	180
	189
C-U100004	163
	180
	189
C-U200002	314
	318
	322
	326
	327
C-U200003	314
	318
	322
	326
	327
C-U200004	314
	318
	322
	326
	327
C-U200006	314
	318
	322
	326
	327
C-U200007	314
	318
	322
	326
	327
C-U200008	315
	319
	323
	328
	329
C-U200009	315
	319
	323
	328
	329
C-U200010	315
	319
	323
	328
	329
C-U200012	315
	319
	323
	328
	329
C-U200013	315
	319
	323
	328
	329
C-U200014	315
	319
	323
	328
	329
C-U200015	315
	319
	323
	328
	329
C-U200016	316
	320
C-U200017	316
	320
C-U200018	316
	320
C-U200020	316
	320
C-U200021	316
	320
C-U200022	316
	320
C-U200023	316
	320
C-U200026	326
	327
C-U200027	326
	327
C-U200029	314
	318
	322
	326
C-U200030	314
	318
	322
	326
C-U200031	314
	318
	322
	326
C-U200032	314
	318
	322
	326
C-U200033	314
	318
	322
	326
C-U200034	314
	318
	322
	326
C-U200035	326
	327
C-U200036	326
	327
C-U200037	326
	327
C-U200038	315
	319
	323
	328
	329
C-U200039	315
	319
	323
	328
	329
C-U200040	315
	319
	323

Codes index

Code	Page
	328
	329
C-U200041	315
	319
	323
	328
	329
C-U200042	315
	319
	323
	328
	329
C-U200043	315
	319
	323
	328
	329
C-U200044	315
	319
	323
	328
	329
C-U200045	315
	319
	323
	328
	329
C-U200046	315
	319
	323
	328
	329
C-U300007	125
	163
	180
	189
	244
C-U300008	125
	163
	180
	189
	244
C-U300009	125
	163
	180
	189
C-U300010	125
	163
	180
	189
C-U300011	125
C-U300012	163
	180
	189
C-U300013	130
	150
	163
	180
	189
C-U300014	130
	150
	163
	180
	189
C-U300015	130
	150
	163
	180
	189
C-U300016	130
	150
	163
	180
	189
C-U300017	130
	150
	163
	180
	189
	244
C-U300018	506
C-U300019	74
	239
C-U300020	74
	239
C-U300021	74
C-U300022	74
	239
C-U300023	503
C-U300024	503
C-U300025	503
C-U300026	503
C-U300027	503
C-U300028	503
C-U300029	130
	150
	163
	180
	189
	244
C-U300030	130
	150
	163
	180
	189
	244
C-U300031	130
	150
	163
	180
	189
	244
C-U300032	503
C-U300033	503
C-U300034	130
	163
	180
	189
C-U300035	74
	239
C-U300036	74
	239
C-U300037	74
	239
C-U300038	74
	239
C-U300039	74
C-U300040	74
C-U300041	74
	239
C-U300042	74
	239
C-U300043	163
	180
	189
C-U300044	163
	180
	189
C-U300045	163
	180
	189
C-U300046	163
	180
	189
C-U300047	163
	180
	189
C-U300048	282
C-U300049	282
C-U300050	282
C-U300051	282
C-U300053	489
C-U300054	489
C-U300055	489
C-U300056	489
C-U300057	489
C-U300058	489
C-U300059	489
C-U300060	489
C-U300061	489
C-U300062	489
C-U300063	489
C-U300064	489
C-U300065	489
C-U300066	489
C-U300067	489
C-U300068	489
C-U300069	489
C-U300070	489
C-U300071	489
C-U300072	489
C-U300073	489
C-U300074	489
C-U300075	489
C-U300076	489
C-U300077	489
C-U300078	489
C-U300080	489
C-U300081	489
C-U300082	489
C-U300083	489
C-U300084	489
C-U300085	489
C-U300086	489
C-U300087	489
C-U300088	489
C-U300089	489
C-U300090	489
C-U300091	489
C-U300092	489
C-U300093	902
C-U300094	902
C-U300095	902
C-U300096	902
C-U300100	903
C-U500008	287
C-U500009	287
C-U500010	286
C-U500011	286
C-U500012	286
C-U500013	286
C-U500014	287
C-U500015	287
C-V100009	115
C-V100010	115
C-V100011	115
C-V200001	314
C-V200003	315
C-V200004	316
C-V200006	318
C-V200007	319
C-V200008	320
C-V400002	400
C-V400004	314
C-V400006	318
C-V400008	315
C-V400010	319
C-V400012	316
C-V400014	320
C-V400015	322
	326
	327
C-V400016	322
	326
	327
C-V400017	323
	328
	329
C-V400018	323
	328
	329
C-V400019	406
C-V400020	406
C-V400021	407
C-V400022	407
C-V400023	406
	407
C-V400024	406
C-V400025	407
C-V400026	407
C-V400027	406
C-V400029	406
C-V400031	407
C-V400033	407
C-V400035	407
C-V400036	407
C-V400037	409
C-V400038	409
C-V400041	408
C-V500001	618
	820
C-W200001	435
C-W200002	435
C-W200003	435
C-W200004	435
C-W200005	435
C-W200006	435
C-W200007	435
C-W200009	435
C-W200011	435
C-W200013	619
C-W200014	619
C-W200015	619
C-W200016	619
C-W200017	619
C-W200018	619
	1016
C-W200019	619
	1016
C-W200020	619
C-W200021	619
C-W200022	619
C-W200023	619
C-W300001	435
	957
C-W400001	400
C-W400002	400
C-W400003	400
C-W400004	803
C-W400005	619
	1016
C-W500001	290
	428
C-W500002	290
	428
C-W600001	999
	1000
KIT0014	1013
KIT0026	996
KIT0027	996
KIT0079	976
KIT0080	977
W-F500001	869
W-F600031	843
W-F600032	843
W-F600033	843
W-F900001	869
W-F900002	869
	909
W-F900003	884
W-F900004	875
W-U300001	463
W-U300002	463

Printed in Italy
September 2026

Credits
Matteo Lavazza Seranto Photography Studio
Imagine Computer Graphics
Nerokubo
Orygine

Thanks to
Martino Lorenzon for artwork on page 148

and

LAMINAM
SUPERIOR NATURAL SURFACES

The drawings, the measurements, the materials and the colours in this catalogue are understood to be indicative. In the interest of the clientele, the company reserves the right to modify the models at any time and without any obligation of advance notice.

"Linea Light Group" reserves the right, without any advance notice, to change the characteristics of their products, as well as the availability of the same at any time. No product, relative technical data, illustrations and information in the catalogue are binding for **"Linea Light Group"**. **"Linea Light Group"** will not be held liable for any illustration, text and/or translation errors. More product characteristics are contained in the relative technical data sheets and instruction sheets. This catalogue is protected by copyright (law 22/04/1941 No. 633 and law 14/12/1942 No. 1485: this prohibits any reproduction, total or even partial). All values indicated in the catalogue are measured values. There is a +/- 10% tolerance for the flow, CCT and power data.





LAMP-CONCEPT.CH

Addresses

Linea Light HQ Italy
Via Europa, 14
31028 Vazzola TV
Italy

+39 0438 444826
info@linealight.com

Linea Light HUB Milano
Via Giovanni Boccaccio, 15/A
20123 Milano MI
Italy

+39 02 36750915
milano@linealight.com

Linea Light Nord-Est
Via Medoaco 4
c/o Hope Center
35135 Padova PD
Italy
+39 049 7969440
nordest@linealight.com

Linea Light Roma
Via La Spezia, 34
00182 Roma
Italy

+39 06 68589134
roma@linealight.com

Linea Light UK
Suite205 The Business Design Center
52 Upper Street Islington
N10QH London
United Kingdom
+44 203 6371983
info@linealight.co.uk

Linea Light France
Zone Artisanale
12 A, rue des Artisans
68700 Cernay
France

+33 389 75 52 23
info@linealight.fr

Linea Light Deutschland
Aktienstraße 214
45473 Mülheim an der Ruhr
Germany

+49 208 299979-0
service@linealight.de

Linea Light Greece
538 Vouliagmenis Ave.
17456 Alimos Athens
Greece

+30 210 9940559
g.virinis@linealight.com

Linea Light Spain
C/ Longares, 48
28022 Madrid
Spain

+34 912534773
gestion@linealight.com

Linea Light USA - Inter Lux
3741 Commerce Drive - Suites 306-308
MD21227 Baltimore
USA

+1 410 381 1497
answers@inter-lux.com

Linea Light GCC
P.O. Box 125902
Jumeirah Lake Towers JBC2
35th Floor Office 04
Dubai UAE
+971 4 4218275
info@linealight.ae

Linea Light Asia - Pacific
No. 7, Nanyi Huayuan Road,
Industry Avenue, 528478 Xiaolan Town,
Zhongshan City, Guangdong Province
China
+86 760 87618355
info@linealight.com.cn

Linea Light Singapore
21 Kaki Bukit Place, 5th Fl.
416199 Singapore
Singapore

+65 6908 5758
info.sg@linealight.com

linealight.com

LAMP-CONCEPT.CH

LIGHT UP NEW IDEAS!

linealight.com